




Towards minimal self-testing of qubit states and measurements in prepare-and-measure scenarios*

Gábor Drótos ¹, Károly F. Pál,² Abdelmalek Taoutioui ¹ and Tamás Vértesi ^{1, †}

¹*MTA Atomki Lendület Quantum Correlations Research Group,*

HUN-REN Institute for Nuclear Research, P.O. Box 51, H-4001 Debrecen, Hungary

²*HUN-REN Institute for Nuclear Research, P.O. Box 51, H-4001 Debrecen, Hungary*

Self-testing is a promising approach to certifying quantum states or measurements. Originally, it relied solely on the outcome statistics of the measurements involved in a device-independent (DI) setup. Extra physical assumptions about the system make the setup semi-DI. In the latter approach, we consider a prepare-and-measure scenario in which the dimension of the mediating particle is assumed to be two. In a setup involving four (three) preparations and three (two) projective measurements in addition to the target, we exemplify how to self-test any four- (three-) outcome extremal positive operator-valued measure using a linear witness. One of our constructions also achieves self-testing of any number of states with the help of as many projective measurements as the dimensionality of the space spanned by the corresponding Bloch vectors. These constructions are conjectured to be minimal in terms of the number of preparations and measurements required. In addition, we implement one of our prepare-and-measure constructions on IBM and IonQ quantum processors and certify the existence of a complex qubit Hilbert space based on the data obtained from these experiments.

I. INTRODUCTION

Quantum technological applications need certified devices. Ideally, certification does not rely on any assumption about the internal functioning of the devices involved in the protocol, in which case it is called device-independent (DI) [1, 2]. In particular, if the characterization of the preparation and measurement apparatuses is solely based on observed measurement statistics, we speak of self-testing in the original sense, as proposed by Mayers and Yao [3]. Such a self-testing is made possible by exploiting the Bell nonlocal property of multipartite quantum correlations [4, 5].

However, fully DI certification is difficult to implement. This has led to the appearance of the so-called semi-device-independent (semi-DI) approach, where certain extra physical assumptions are made about the devices [6]. Particular assumptions refer to bounds on overlap [7, 8], mean energy [9], entropy of prepared states [10], or may be based on the response of physical systems to spatial rotations [11]. In addition, still in the semi-DI framework, all measurement devices can be considered as fully trusted [12, 13] or only some of them can be considered as trusted [14]. In the standard prepare-and-measure (PM) scenario, which will form the framework for self-testing in our paper, the most widely accepted assumption is an upper bound on the dimension of the communicated quantum system (see, e.g., [15–25]).

In the PM scenario, there are two parties, say Alice and Bob. Upon receiving an input x , Alice prepares a state ρ_x and sends it to Bob, who performs a measurement on this state. The choice of his measurement setting is determined by his input y , and the outcome is labeled b . A self-test is performed if using the statistics of the outcomes of the measurements, $P(b|xy)$, one can prove that the states and the measurement settings are the ones they are claimed to be (up to some symmetry transformation). Within the PM scenario, only semi-DI tests can be performed [26]. In fact, suppose that the dimension d of the mediating particle can be arbitrarily large to perfectly encode the input x . Then Alice simply sends x encoded into a d dimensional classical message to Bob, who has all the information about both Alice's and his own input and can therefore simulate any possible conditional probability $P(b|xy)$.

Our aim in this paper is to provide possibly minimal PM setups, in terms of the number of involved states and measurement settings, for self-testing any member of a rather general class of measurements, that of extremal four- or three-outcome positive operator-valued measures (POVMs) defined over a two-dimensional Hilbert space; in the most general form, this will be achieved by constructing possibly minimal PM setups for self-testing an arbitrary number of pure states of the same Hilbert space.

An O -outcome POVM is defined by its O elements, which are positive semidefinite operators whose sum is the identity operator [27, 28]. A POVM is said to be extremal if it cannot be written as a convex combination of other POVMs. If a POVM has more outcomes than the dimensionality of the corresponding Hilbert space, it is necessarily non-projective, that is, its elements are not orthogonal projectors, which is a constraint defining a traditional von Neumann measurement [29]. Non-projective POVMs provide benefits through enhanced entanglement detection [30, 31] and state discrimina-

* New J. Phys. 26, 063012 (2024), <https://doi.org/10.1088/1367-2630/ad4e5c>. Original Content from this work may be used under the terms of the Creative Commons Attribution 4.0 licence. Any further distribution of this work must maintain attribution to the authors and the title of the work, journal citation and DOI.

† tvertesi@atomki.hu

tion [32, 33]. Among their applications, we can list quantum protocols such as quantum coin flipping, quantum money, and quantum cryptography [34].

Existing literature on self-testing non-projective POVMs mostly concerns a paradigmatic but specific measurement, the so-called symmetric informationally complete (SIC) POVM [35, 36] defined over a Hilbert space of dimension two [20, 21] or arbitrary dimension [37]. However, compounds of SIC POVMs [38] and the so-called semi-SIC POVMs [39, 40] have also been self-tested.

Most recently, the task of self-testing arbitrary ensembles of pure states and arbitrary sets of extremal POVMs in PM scenarios of arbitrary Hilbert space dimension has already been accomplished in Ref. [41]. However, this work does not, in general, rely on a minimal number of preparations and measurement settings. We also have to mention Ref. [42], where arbitrary rank-one extremal measurements are self-tested within the so-called one-sided DI framework [43]. In addition to the assumption that the measurement device is trusted, another important difference from our work is the use of EPR steering [44, 45] as a resource.

For our construction, we will adopt the scheme introduced in Ref. [21] for self-testing non-projective POVMs in a PM scenario where Alice prepares qubits, that is, states in a two-dimensional Hilbert space. This scheme is based on choosing the preparations of Alice and a set of “auxiliary” measurement settings on Bob’s side, all of them projective, such that the maximum value of a carefully constructed linear witness (that is, a function of the probabilities $P(b|xy)$ associated with each measurement outcome b conditioned on the inputs x and y) self-tests the target POVM which enters as the “main” measurement of Bob. Moreover, we will closely follow the particular path developed in our preceding study [40] in which the members of a specific class of non-projective measurements, the semi-SIC POVMs [39, 46], are self-tested, and heavily build on certain results obtained in that context. We emphasize that our self-testing methodology is fully analytic and does not address the effect of noise. However, in addition to self-testing, we present a method to certify a complex qubit Hilbert space in the PM scenario in the presence of experimental noise.

The paper is organized as follows. We start by defining the setup and laying down the basic ideas in Section II. We continue in Section III by providing universal considerations with regard to the self-testing of the prepared states for later use. In Section IV, we construct a potentially minimal setup for self-testing four-outcome POVMs. A more general construction is presented in Section V, which covers the self-testing of POVMs with four, but also three outcomes and any number of prepared states. We conclude in Section VI. Appendix A is devoted to an illustrative example, while Appendix B presents an alternative method for self-testing four-outcome POVMs, although not relying on a minimal setup, as a special case of the results obtained in Ref. [41]. In Appendix C,

we construct a particular complex qubit witness in the prepare-and-measure setup, which we implement on IBM and IonQ quantum processors thereby certifying a complex qubit Hilbert space from observed data. The details of the implementation of the setup on quantum processors can be found in Appendix D.

II. PRELIMINARIES

In the qubit space, the element corresponding to outcome b , $b \in \{1, \dots, O\}$, of an O -outcome POVM can be written in terms of its Bloch vector \vec{n}_b as:

$$M_b = \lambda_b(\mathbb{1} + \vec{n}_b \cdot \vec{\sigma}), \quad (1)$$

where $|\vec{n}_b| \leq 1$, $\lambda_b > 0$ (these conditions ensure positivity), $\sum_b \lambda_b = 1$ and $\sum_b \lambda_b \vec{n}_b = 0$ (hence $\sum_b M_b = \mathbb{1}$), and the components of $\vec{\sigma}$ are the Pauli matrices. Note that only extremal POVMs can be self-tested with a linear witness (see, e.g., Ref. [41]). The maximum number of outcomes for an extremal POVM in the qubit space is four. Such a POVM is extremal if and only if its four Bloch vectors are unit vectors that span the three-dimensional space (actually, due to the condition $\sum_b \lambda_b \vec{n}_b = 0$, any three of them do). In the case of three outcomes, the Bloch vectors must span a two-dimensional subspace for extremality. In the case of two outcomes, the extremal POVMs are projective measurements. We will deal with self-tests of four- and three-outcome cases.

To perform the self-test, we consider the PM setup proposed in Ref. [21] and described as follows. Let the number of input values for Alice be denoted by M_m and be equal to the number of outcomes of the POVM, that is, $M_m = O$. (Under certain circumstances, we will deviate from this equality, but it does not affect the relevant considerations.) Let the number of input values for Bob, that is, the number of measurement settings, be $M_v + 1$. Let the first M_v settings be two-outcome projective measurements with outcomes labeled by b , $b \in \{0, 1\}$, while the $(M_v + 1)$ th one the POVM to be self-tested.

Let us also adopt the assumption that Alice prepares qubits, that is, states of the form

$$\rho_x = \frac{\mathbb{1} + \vec{m}_x \cdot \vec{\sigma}}{2}, \quad (2)$$

where the Bloch vectors \vec{m}_x , $|\vec{m}_x| \leq 1$, provide a unique characterization.

The linear witness introduced in Ref. [21] reads as:

$$W' = W - k \sum_{b=1}^O P(b = x|x(M_v + 1)), \quad (3)$$

with

$$W = \sum_{x=1}^{M_m} \sum_{y=1}^{M_v} \sum_{b=0}^1 w_{xy}^{(b)} P(b|xy), \quad (4)$$

where $P(b|xy)$ is the conditional probability of Bob getting outcome b given x and y , while k is a positive number.

For the self-test, the prepared states must be pure, $|\vec{m}_x| = 1$, and their Bloch vectors must be anti-aligned with the ones of the POVM to be self-tested such that $\vec{m}_x = -\vec{n}_b$ for $b = x$. Furthermore, the matrices of elements $w_{xy}^{(b)}$ and the M_v projective binary measurements of Bob must be chosen such that the formula given in Eq. (4) should be appropriate to self-test these binary measurements and the states with the previously mentioned Bloch vectors; that is, W should be maximal for these states and measurements, and only for them. With these choices, the expression in Eq. (3) is appropriate to self-test the non-projective POVM [the $(M_v + 1)$ th measurement], too; the optimum value of the second term is zero, and it takes this value only if $\vec{n}_x = -\vec{m}_b$ for $x = b$. The Bloch vectors \vec{n}_b uniquely define the POVM if it is extremal, because then there is only one way to combine the zero vector from them. It is not so when, for example, there are four vectors in the same plane, which corresponds to a non-extremal POVM.

III. GENERAL CONSIDERATIONS ON SELF-TESTING THE PREPARED STATES

We address here the self-testing of the prepared states without specifying the form of the matrices of elements $w_{xy}^{(b)}$.

The witness for self-testing the prepared states is given by Eq. (4). Using $P(0|xy) + P(1|xy) = 1$, this equation can be rewritten as:

$$W = \frac{1}{2} \sum_{x=1}^{M_m} \sum_{y=1}^{M_v} \left(w_{xy}^{(0)} + w_{xy}^{(1)} \right) + \frac{1}{2} \sum_{x=1}^{M_m} \sum_{y=1}^{M_v} \left(w_{xy}^{(0)} - w_{xy}^{(1)} \right) [P(0|xy) - P(1|xy)]. \quad (5)$$

The first term is an irrelevant constant, we can get rid of it without loss of generality by choosing $w_{xy} \equiv w_{xy}^{(0)} = -w_{xy}^{(1)}$ (or, alternatively, by dropping the constant and introducing the notation $w_{xy} \equiv (w_{xy}^{(0)} - w_{xy}^{(1)})/2$). Doing that, one gets

$$W = \sum_{x=1}^{M_m} \sum_{y=1}^{M_v} w_{xy} [P(0|xy) - P(1|xy)]. \quad (6)$$

We note that $P(0|xy) - P(1|xy)$ is the expectation value of an observable that takes on the values $+1$ and -1 upon the measurement outcomes $b = 0$ and $b = 1$, respectively.

The conditional probability of getting outcome b when a POVM measurement is performed on a qubit state ρ_x is the following:

$$P(b|xy) = \text{Tr}(\rho_x M_{b|y}), \quad (7)$$

where $M_{b|y}$ is the POVM element of measurement y corresponding to outcome b . A qubit state ρ_x is characterized by its Bloch vector \vec{m}_x according to Eq. (2). The most general form of POVM elements $M_{b|y}$, $b \in \{0, 1\}$, of a two-outcome measurement setting y can be written as:

$$M_{b|y} = [1 + (-1)^b \mu_y] \frac{\mathbb{1} + (-1)^b \vec{v}_y^{(b)} \cdot \vec{\sigma}}{2}, \quad (8)$$

with the Bloch vectors satisfying

$$(1 + \mu_y) \vec{v}_y^{(0)} = (1 - \mu_y) \vec{v}_y^{(1)} \equiv (1 - |\mu_y|) \vec{v}_y, \quad (9)$$

where $|\vec{v}_y^{(b)}| \leq 1$, and \vec{v}_y is defined as the longer one of $\vec{v}_y^{(0)}$ and $\vec{v}_y^{(1)}$. The values $\mu_y = 0$ and $\mu_y = \pm 1$ correspond to a genuine von Neumann measurement and the degenerate measurements (fixed outcome), respectively. From the above equations, the difference of the two POVM elements is:

$$M_{0|y} - M_{1|y} = \mu_y \mathbb{1} + (1 - |\mu_y|) \vec{v}_y \cdot \vec{\sigma}. \quad (10)$$

Using Eqs. (2,6,7), and Eq. (10) one can show that:

$$W = \sum_{y=1}^{M_v} \sum_{x=1}^{M_m} w_{xy} [\mu_y + (1 - |\mu_y|) \vec{m}_x \cdot \vec{v}_y]. \quad (11)$$

To obtain the maximum value of W (which we denote as $Q \equiv W_{C^2}$ with reference to being a maximum attainable quantum mechanically or, more specifically, by means of complex qubits), it is clear that if $\sum_x w_{xy} \vec{m}_x \cdot \vec{v}_y > |\sum_x w_{xy}|$, then $\mu_y = 0$, therefore, a genuine von Neumann measurement should be performed, while if $\sum_x w_{xy} \vec{m}_x \cdot \vec{v}_y < |\sum_x w_{xy}|$, the optimal measurement is degenerate. In the latter case, the measurement is useless and w_{xy} is inappropriate for the self-test. If $\sum_x w_{xy} = 0$, that is, the sum of the elements of the y th column is zero, then the contribution of the degenerate measurement is zero. However, it follows from Appendix B of Ref. [40] that if all \vec{m}_x are optimal and not all elements of the y th column of w_{xy} are zero, then the contribution of the genuine two-outcome von Neumann measurement corresponding to the optimal \vec{v}_y is positive. Therefore, if w_{xy} is such that the sum of its elements in all columns is zero, the optimum does not contain any degenerate measurement.

Restricting ourselves only to genuine two-outcome measurements, that is, taking $\mu_y = 0$ in Eq. (11), the expression to maximize in terms of unit vectors \vec{m}_x and \vec{v}_y is:

$$W = \sum_{x=1}^{M_m} \sum_{y=1}^{M_v} w_{xy} \vec{m}_x \cdot \vec{v}_y = \sum_{x=1}^{M_m} \vec{m}_x \cdot \sum_{y=1}^{M_v} w_{xy} \vec{v}_y. \quad (12)$$

We will follow the procedure presented in [40]. It is easy to see that the optimum choice for \vec{m}_x if vectors \vec{v}_y are given is:

$$\vec{m}_x = \frac{\vec{u}_x}{|\vec{u}_x|}, \quad (13)$$

where

$$\vec{u}_x \equiv \sum_{y=1}^{M_v} w_{xy} \vec{v}_y, \quad (14)$$

if $|\vec{u}_x| \neq 0$, which condition is always true for all x if \vec{v}_y is optimal and each row of w_{xy} contains at least one non-zero element, as it is proven in Appendix B of Ref. [40]. Using Eqs. (12-14) it is easy to see that the value of W with the optimal choice of \vec{m}_x for given \vec{v}_y can be written as:

$$Q_v = \sum_{x=1}^{M_m} |\vec{u}_x|. \quad (15)$$

This expression is valid even if \vec{v}_y is such that $|\vec{u}_x| = 0$ for some x (in this case, any \vec{m}_x is optimal for the given x). Using Eq. (14), $|\vec{u}_x|$ can be written as:

$$|\vec{u}_x| = \sqrt{\sum_{y=1}^{M_v} w_{xy}^2 + \sum_{y=1}^{M_v-1} \sum_{y'=y+1}^{M_v} w_{xy} w_{xy'} \gamma_{yy'}}, \quad (16)$$

where $\gamma_{yy'} \equiv \vec{v}_y \cdot \vec{v}_{y'}$ is an element of the Gram matrix of the set \vec{v}_y (as \vec{v}_y are normalized, the diagonal elements of the Gram matrix are 1). We need to find the maximum of Q_v in terms of \vec{v}_y . The set of \vec{v}_y is never unique, it may only be determined up to a global orthogonal transformation. It is the Gram matrix of this set of vectors that can be uniquely defined. It has been proven in Appendix C of Ref. [40] that if the number M_v of the binary measurement settings is equal to the dimensionality of the space, and the derivatives of $Q_v = \sum |u_x|$ with respect to $\gamma_{yy'}$, $y < y'$, vanish somewhere, then the value of Q_v takes its global maximum there, provided that these $\gamma_{yy'}$ values correspond to a legitimate Gram matrix (that is, the symmetric matrix whose diagonal elements are 1 and the yy' th element is $\gamma_{yy'}$ is positive semidefinite). The Gram matrix is uniquely defined if the condition is valid at a single point.

Recall that we are, in fact, interested in constructing a witness matrix w and choosing corresponding vectors \vec{v}_y that make self-testing possible for given \vec{m}_x . Therefore, even if the optimal \vec{v}_y and \vec{m}_x are determined for a given w_{xy} only up to a global orthogonal transformation, we will need to specify \vec{v}_y in terms of a particularly oriented set of \vec{m}_x .

IV. SELF-TESTING FOUR-OUTCOME POVMS

For the specific task of self-testing four-outcome POVMs, $O = 4$ (which implies $M_m = 4$ unless otherwise stated), we fix the number of binary measurement settings to $M_v = 3$, and construct an appropriate witness matrix, in terms of which the appropriate Bloch vectors can also be determined.

Let us consider a witness matrix of the following form:

$$w = \begin{pmatrix} p_1 q_1 & p_1 q_2 & p_1 q_3 \\ p_2 q_1 & -p_2 q_2 & -p_2 q_3 \\ -p_3 q_1 & p_3 q_2 & -p_3 q_3 \\ -p_4 q_1 & -p_4 q_2 & p_4 q_3 \end{pmatrix}, \quad (17)$$

with

$$\sum_{x=1}^4 p_x^2 = \sum_{y=1}^3 q_y^2 = 1. \quad (18)$$

From Eqs. 16 and 17 it follows that

$$\begin{aligned} |\vec{u}_1| &= |p_1| \sqrt{1 + 2(q_1 q_2 \gamma_{12} + q_1 q_3 \gamma_{13} + q_2 q_3 \gamma_{23})}, \\ |\vec{u}_2| &= |p_2| \sqrt{1 + 2(-q_1 q_2 \gamma_{12} - q_1 q_3 \gamma_{13} + q_2 q_3 \gamma_{23})}, \\ |\vec{u}_3| &= |p_3| \sqrt{1 + 2(-q_1 q_2 \gamma_{12} + q_1 q_3 \gamma_{13} - q_2 q_3 \gamma_{23})}, \\ |\vec{u}_4| &= |p_4| \sqrt{1 + 2(q_1 q_2 \gamma_{12} - q_1 q_3 \gamma_{13} - q_2 q_3 \gamma_{23})}. \end{aligned} \quad (19)$$

From Eqs. 15 and 19 it is easy to see that if $q_y \neq 0$ for all y , the condition for the partial derivatives can be written as:

$$\begin{aligned} \frac{p_1^2}{|\vec{u}_1|} - \frac{p_2^2}{|\vec{u}_2|} - \frac{p_3^2}{|\vec{u}_3|} + \frac{p_4^2}{|\vec{u}_4|} &= 0, \\ \frac{p_1^2}{|\vec{u}_1|} - \frac{p_2^2}{|\vec{u}_2|} + \frac{p_3^2}{|\vec{u}_3|} - \frac{p_4^2}{|\vec{u}_4|} &= 0, \\ \frac{p_1^2}{|\vec{u}_1|} + \frac{p_2^2}{|\vec{u}_2|} - \frac{p_3^2}{|\vec{u}_3|} - \frac{p_4^2}{|\vec{u}_4|} &= 0. \end{aligned} \quad (20)$$

This means that

$$\frac{|\vec{u}_1|}{p_1^2} = \frac{|\vec{u}_2|}{p_2^2} = \frac{|\vec{u}_3|}{p_3^2} = \frac{|\vec{u}_4|}{p_4^2} \equiv u. \quad (21)$$

Substituting Eq. (19) into the square of the equations above we get:

$$\begin{aligned} p_1^2 u^2 &= 1 + 2(q_1 q_2 \gamma_{12} + q_1 q_3 \gamma_{13} + q_2 q_3 \gamma_{23}), \\ p_2^2 u^2 &= 1 + 2(-q_1 q_2 \gamma_{12} - q_1 q_3 \gamma_{13} + q_2 q_3 \gamma_{23}), \\ p_3^2 u^2 &= 1 + 2(-q_1 q_2 \gamma_{12} + q_1 q_3 \gamma_{13} - q_2 q_3 \gamma_{23}), \\ p_4^2 u^2 &= 1 + 2(q_1 q_2 \gamma_{12} - q_1 q_3 \gamma_{13} - q_2 q_3 \gamma_{23}). \end{aligned} \quad (22)$$

From the sum of the equations above it follows that $u = 2$. Then from Eq. (21) we get that $|\vec{u}_x| = 2p_x^2$, and the optimum value of Q_v , and consequently W is $Q = 2$. Here we also used Eq. (18). We get the optimum values of γ_{12} , γ_{13} and γ_{23} if we add the fourth, the third and the second line of Eq. (22) to the first one, respectively:

$$\begin{aligned} \gamma_{12} &= \frac{p_1^2 + p_4^2 - 1/2}{q_1 q_2}, \\ \gamma_{13} &= \frac{p_1^2 + p_3^2 - 1/2}{q_1 q_3}, \\ \gamma_{23} &= \frac{p_1^2 + p_2^2 - 1/2}{q_2 q_3}. \end{aligned} \quad (23)$$

If the equations above together with $\gamma_{yy'} = \gamma_{y'y}$ and $\gamma_{yy} = 1$ result in a legitimate Gram matrix, it corresponds to the unique solution of the problem, and it determines the optimum \vec{v}_y up to an orthogonal transformation. For an optimum set \vec{v}_y the optimum \vec{m}_x can be written as:

$$\begin{aligned}\vec{m}_1 &= \frac{q_1\vec{v}_1 + q_2\vec{v}_2 + q_3\vec{v}_3}{2p_1}, \\ \vec{m}_2 &= \frac{q_1\vec{v}_1 - q_2\vec{v}_2 - q_3\vec{v}_3}{2p_2}, \\ \vec{m}_3 &= \frac{-q_1\vec{v}_1 + q_2\vec{v}_2 - q_3\vec{v}_3}{2p_3}, \\ \vec{m}_4 &= \frac{-q_1\vec{v}_1 - q_2\vec{v}_2 + q_3\vec{v}_3}{2p_4},\end{aligned}\quad (24)$$

which follows from Eqs. (13, 14) and Eq. (17), and from $|\vec{u}_x| = 2p_x^2$.

However, our objective is not to find the vectors that maximize W for the given matrix w , but to find the appropriate matrix w if the \vec{m}_x vectors are given, which, multiplied by minus one, define the four-outcome POVM to be self-tested. From Eq. (24) it follows that

$$\sum_x p_x \vec{m}_x = 0. \quad (25)$$

If \vec{m}_x span the three-dimensional space, this, together with the normalization condition, uniquely defines the parameters p_x in Eq. (17) up to an overall sign. In terms of the parameters q_y concerned, from the first two lines of Eq. (24) we get $p_1\vec{m}_1 + p_2\vec{m}_2 = q_1\vec{v}_1$. Let us choose the sign of q_1 positive (choosing it negative would simply reverse the direction of the optimal \vec{v}_1). We can get the values q_2 and q_3 analogously, the result is:

$$\begin{aligned}q_1 &= |p_1\vec{m}_1 + p_2\vec{m}_2|, \\ q_2 &= |p_1\vec{m}_1 + p_3\vec{m}_3|, \\ q_3 &= |p_1\vec{m}_1 + p_4\vec{m}_4|.\end{aligned}\quad (26)$$

It can be proven that the q_y values calculated this way satisfy the normalization condition, Eq. (18).

We follow with a remark on p_x . The linear combination of the Bloch vectors \vec{n}_b with the coefficients appearing in the expression for the POVM elements, λ_b , gives the null vector, all those coefficients are positive, and their sum is one. As $\vec{m}_x = -\vec{n}_b$ for $x = b$, it then follows from Eq. (25) that those p_x are just proportional to λ_b for $x = b$, and they are all positive. They should just be renormalized. The vectors \vec{n}_b define the coefficients λ_b uniquely if they span a three-dimensional space. If not, an infinite number of POVMs can be defined with the same Bloch vectors; therefore, such POVMs cannot be self-tested, which is what is expected, as such POVMs are not extremal.

The w matrix constructed here is such that the maximum of Eq. (12) is given by the Bloch vectors of the states to be self-tested. Moreover, the solution is unique up to orthogonal transformations. This is actually true

for any set of four qubit states, including those that do not define a POVM (not all p_x are positive). However, depending on the set of vectors, it may well happen that an even larger value can be obtained if degenerate measurements are allowed, as in Eq. (11). This must always be checked, because if this is the case, the w matrix is inappropriate for the self-test. A way to solve this problem is to add four additional rows to w containing the same elements as the first four rows but with opposite signs. The set of states with Bloch vectors of opposite directions should also be included in the self-test, therefore, Alice has to be able to prepare twice as many states. As the sum of the elements of each column of w will obviously be zero now, the degenerate measurements will always be inferior, making the self-test feasible.

Once an appropriate w matrix has been fixed as above, one also has to determine, in terms of \vec{m}_x , the corresponding Bloch vectors \vec{v}_y characterizing the projective measurements that lead to the maximum value of the witness. This could be done by inverting Eqs. (24). However, in analogy with the proof presented in Appendix B of Ref. [40], it can be shown that the optimum \vec{v}_y can be expressed in terms of w_{xy} and \vec{m}_x as:

$$\vec{v}_y = \frac{\sum_{x=1}^4 w_{xy} \vec{m}_x}{|\sum_{x=1}^4 w_{xy} \vec{m}_x|}. \quad (27)$$

We will now briefly discuss two special configurations of the vectors \vec{m}_x . First, if they are in the same plane, they do not define p_x uniquely. Then the optimum of Eq. (12) will be given by the same set of vectors \vec{m}_x using any of the possible choices for p_x , so that the states corresponding to \vec{m}_x can still be self-tested, even though the corresponding POVM will not be uniquely defined, as discussed earlier. Another interesting arrangement is three coplanar vectors with the fourth one orthogonal to them. In this case the fourth row of w becomes zero. If we omit this row and the fourth vector, then the resulting 3×3 matrix is appropriate to self-test three coplanar vectors, provided that the three genuine two-outcome measurements given by the optimal \vec{v}_y vectors are the most advantageous. Otherwise, the number of rows and states can be doubled, as before. In this way, it is possible to self-test three-outcome extremal POVM measurements with the help of three additional measurement settings. We will see that with a different method, the same is possible with just two settings.

V. SELF-TESTING ANY NUMBER OF STATES AND POVMs OF FOUR AND THREE OUTCOMES

Now we will discuss how to self-test a set of qubit states of arbitrary number in a possibly minimal PM setup. The corresponding witness W is defined by Eq. (4), and we will rely on the corresponding considerations of Section III. Whenever the Bloch vectors \vec{m}_x of the states

uniquely define a POVM according to Eq. (1) through $\vec{n}_b = -\vec{m}_x$ for $b = x$, that POVM can also be self-tested by choosing $\vec{m}_x = -\vec{n}_b$ for $x = b$ and extending the witness according to Eq. (3). We will use this fact to show how to self-test three-outcome POVMs in a possibly minimal setup beyond four-outcome POVMs.

In particular, only two projective measurements are required in this general framework if the Bloch vectors are coplanar, which is the case for three-outcome POVMs. The number of projective measurements remains three for Bloch vectors spanning the three-dimensional space, such as for extremal four-outcome POVMs. In general, the number M_v of projective measurements must be equal to the dimensionality of the space spanned by the Bloch vectors \vec{m}_x of the M_m states to be self-tested.

In any case, the appropriate projective measurements are orthogonal to each other. There is also considerable freedom in choosing the w matrix, which may be used to make sure that all degenerate measurements are inferior to the genuine two-outcome ones so that w is appropriate indeed, and possibly to optimize properties of the self-test.

Let the elements of the w matrix be

$$w_{xy} = r_x \mu_{xy}, \quad (28)$$

where

$$\sum_{y=1}^{M_v} \mu_{xy}^2 = 1. \quad (29)$$

From Eq. (16) it follows that for the present choice of the w matrix

$$|\vec{u}_x| = |r_x| \sqrt{1 + 2 \sum_{y=1}^{M_v-1} \sum_{y'=y+1}^{M_v} \mu_{xy} \mu_{xy'} \gamma_{yy'}}, \quad (30)$$

where $\gamma_{yy'} \equiv \vec{v}_y \cdot \vec{v}_{y'}$. The conditions for the partial derivatives to maximize $Q_v = \sum_x |\vec{u}_x|$, as defined in Eq. (15), can be written as

$$\frac{\partial Q_v}{\partial \gamma_{y_1 y_2}} = \sum_{x=1}^{M_m} \frac{|r_x| \mu_{xy_1} \mu_{xy_2}}{\sqrt{1 + 2 \sum_{y=1}^{M_v-1} \sum_{y'=y+1}^{M_v} \mu_{xy} \mu_{xy'} \gamma_{yy'}}} = 0. \quad (31)$$

Let the parameters of the w matrix satisfy

$$\sum_{x=1}^{M_m} |r_x| \mu_{xy_1} \mu_{xy_2} = 0 \quad (32)$$

for all $y_1 < y_2$. Then the conditions for the derivatives in Eq. (31) are satisfied if all $\gamma_{yy'} = 0$, that is, orthogonal Bloch vectors for the measurement settings are an optimal choice (it maximizes Q_v). In this case, $|\vec{u}_x| = |r_x|$ from Eq. (30), and $Q_v = \sum_x |r_x|$. Let all r_x be positive. Then it follows, according to Eq. (13), that

$$\vec{m}_x = \frac{\vec{u}_x}{|\vec{u}_x|} = \sum_{y=1}^{M_v} \mu_{xy} \vec{v}_y, \quad (33)$$

that is, the y th component of \vec{m}_x in the coordinate system defined by the orthonormal set of the measurement vectors is nothing else than μ_{xy} (hence the equality between the number M_v of measurement settings and the dimensionality of the space spanned by the M_m vectors \vec{m}_x). A matrix w defined through such parameters μ_{xy} may only be appropriate for the self-test if $\gamma_{yy'} = 0$ is the only optimum, we will discuss this question later.

To self-test a given set of M_m qubit states characterized by Bloch vectors \vec{m}_x , we have to choose the parameters μ_{xy} to be the components of \vec{m}_x in a coordinate system. However, only some frames are appropriate. For example, Eqs. (32) cannot be satisfied if all $\mu_{xy_1} \mu_{xy_2}$ have the same sign for all x for any $y_1 < y_2$. If μ_{xy_1} and μ_{xy_2} are components of \vec{m}_x in a frame, then $\mu_{xy_1} \mu_{xy_2}$ is an off-diagonal component of the outer product of \vec{m}_x with itself in the same frame. This outer product $\vec{m}_x \otimes \vec{m}_x$ is the projection operator corresponding to \vec{m}_x . Then Eq. (32) means that the matrix of the operator $\sum_x r_x \vec{m}_x \otimes \vec{m}_x$ is diagonal. Therefore, we can construct a w choosing r_x to be some positive numbers, and μ_{xy} to be the components of the set \vec{m}_x in the coordinate system in which $\sum_x r_x \vec{m}_x \otimes \vec{m}_x$ is diagonal. Such a frame exists as the operator is positive semidefinite.

For w to be appropriate for the self-test it is necessary that all degenerate measurements give smaller W values than the optimal non-degenerate ones. This is not true for all choices of r_x . For vectors \vec{m}_x that define POVM measurements as discussed at the beginning of the section, one can always ensure that all degenerate measurements are inferior by choosing r_x such that the linear combination of the vectors with r_x is the null vector. It is possible as the combination coefficients in this case are all positive. If a linear combination is zero in a given frame, it is zero in all frames, including the one where the components of the vectors are μ_{xy} , therefore $\sum_x r_x \mu_{xy} = \sum_x w_{xy} = 0$, that is, the sum of the elements in all columns of w is zero, therefore, the maximum of W is given by genuine two-outcome measurements, indeed. However, this is a sufficient condition and not a necessary one, and it is not even sure that this is the best choice for the self-test. Therefore, there still remains some freedom to choose r_x . At the same time, if the null vector cannot be given as a linear combination of vectors \vec{m}_x with strictly positive coefficients, we do not know if it can always be achieved with an appropriate choice of r_x that the degenerate measurements are inferior. However, even in that case it is not necessary to double the number of rows of w and the number of states to be self-tested: it is always sufficient to add one single state. Taking any positive numbers r'_x and adding the vector $-\sum_x r'_x \vec{m}_x$ normalized, one gets a set of $M_m + 1$ vectors from which one can combine the null vector with positive coefficients.

Another requirement for w to be appropriate for the self-test is that $\gamma_{yy'} = 0$ must be the only optimum solution. This is true if the Hessian is negative definite. It has been shown in Appendix D of Ref. [40] that negative semidefiniteness always holds, so that it is sufficient

that the rank is maximal, that is, $M_v(M_v - 1)/2$. The rank is the same as the rank of the matrix whose elements are $t_{x\alpha} = r_x^2 \mu_{xy} \mu_{xy'}$, where the pair of indices yy' has been replaced by the single index α on the left-hand side. This matrix has M_m rows and $M_v(M_v - 1)/2$ columns, and due to Eq. (32) its rows are linearly dependent. Therefore, the Hessian may only have maximal rank if $M_m \geq M_v(M_v - 1)/2 + 1$ holds. The optimum will not be unique otherwise.

Note that this condition implies, e.g., that self-testing a configuration of three states with non-coplanar Bloch vectors is only possible if we introduce an additional, auxiliary preparation. However, even if the condition is satisfied, the rank can still be lower than maximum, but only if the states to be self-tested and the parameters r_x are chosen in a very special way. When this is the case, one may choose a different set of r_x , or, as a last resort, add some additional state to the set to be self-tested.

In Appendix A, we provide an example that illustrates how the algorithm presented in this section to determine an appropriate matrix w and vectors \vec{v}_y works. For this purpose, we choose three coplanar vectors \vec{m}_x .

VI. CONCLUSION

We have addressed the issue of certifying non-projective measurements on qubits. For this purpose, we have considered a PM scenario and aimed at designing self-tests within this framework. In particular, we have adopted the scheme proposed by Tavakoli et al. in Ref. [21] and exemplified how to self-test, by means of linear witnesses, (i) any four- or three-outcome extremal POVM with the help of three and two projective measurements, respectively, and also (ii) any number of states with the help of as many projective measurements as the dimensionality of the space spanned by the corresponding Bloch vectors. These setups are conjectured to be minimal in terms of the number of preparations and projective measurements and represent a considerable improvement in this regard compared to the more general method of Navascués et al. [41]. The results of that work count six projective measurements for the self-testing of four-outcome qubit POVMs. In Appendix B, we heuristically construct a witness to implement this self-test.

We emphasize here that utilizing a nonlinear witness could not lead to any advantage, since our problem is convex, according to allowing for shared randomness. For non-convex problems, nonlinear witnesses can be useful; see, e.g., Ref. [47] for how to generate them.

As any self-test in a PM scenario, our methods are semi-DI; as explained in the Introduction, it is impossible to design fully DI certification schemes within the PM framework. The physical assumption is a dimension bound in our case. In particular, as mentioned, we restrict the preparations to the qubit space. The work of Navascués et al. [41], addressing Hilbert spaces of any

dimension, motivates us to pose the open problem of finding PM setups and corresponding self-testing schemes involving preparations in higher dimensions with as few preparations and projective measurements as possible. Different kinds of physical assumptions also form a natural direction for generalization. However, perhaps the most intriguing question is whether we have really found the minimal setups or whether further simplification is possible.

It is certainly true that the number of “auxiliary” measurements can be further decreased by considering non-projective POVMs for this purpose [48]. Notwithstanding, we can actually show that two projective measurements are not sufficient to self-test an arbitrary set of prepared states. In particular, according to Section III, one must be able to express the Bloch vectors of all of the states to be self-tested as linear combinations of the Bloch vectors characterizing the measurements. If we have only two of the latter, their linear combinations will span a two-dimensional plane, not allowing to self-test configurations of states whose Bloch vectors span the three-dimensional space. Note that the argumentation of Section III relies on a linear witness, but we have pointed out that no advantage can be provided by nonlinear witnesses in our scenario.

Whether or not all of our setups are truly minimal, we believe that they may contribute to an efficient implementation of the certification of non-projective measurements or configurations of states relevant for practice. To achieve this, it is necessary to address the effect of noise.

While noise inhibits achieving a self-test in a strict sense in any real-world setup, a witness designed for self-testing can be used to certify, up to sampling uncertainty, a single but well-defined qualitative property that the targeted measurement or configuration possesses but some restricted set of all possible measurements or configurations does not, as in, e.g., Ref. [21]. This is because the maximum witness value attainable within such a restricted set will be strictly lower than the ideal witness value. We exemplify this approach in Appendix C through the certification of the non-coplanar nature of Bloch vectors characterizing an actual configuration of states. For this purpose, we consider a witness from the family of Eq. (17) that is constructed to self-test a specific configuration that we call umbrella-like.

To illustrate that this methodology is not just a far-fetched theoretical one, we have implemented this setup in the form of quantum circuits on publicly available quantum processors. By our experimental results, presented in the same Appendix, we have successfully certified the non-coplanar nature of actual Bloch vectors and thereby the existence of a complex Hilbert space in these experiments under the assumption of a dimensionality of two. Details on the implementation are given in Appendix D.

As a future research direction, we are also aiming at robust self-tests in the traditional sense [49]. Ref. [41] has fully characterized robust self-testing in the dimension-

bounded prepare-and-measure scenario in terms of upper bounds on distances from the target; however, the scaling of these bounds makes them impractical, so that determining tighter bounds would be essential. Once semi-DI certification becomes established in real-world scenarios, it may open the avenue to the anticipated quantum technological applications.

ACKNOWLEDGMENTS

We acknowledge the support of the EU (QuantERA eDICT, CHIST-ERA MoDIC) and the National Research, Development and Innovation Office NKFIH (Grants No. K145927, No. 2019-2.1.7-ERA-NET-2020-00003 and 2023-1.2.1-ERA_NET-2023-00009).

DECLARATIONS

Data availability statement

Raw experimental counts in support of Table I and Supplementary Table 1 are available at <https://doi.org/10.5281/zenodo.10723401>.

Code availability statement

A code implementing the prepare-and-measure scenario presented in Section C on quantum processors according to Appendix D is available at <https://doi.org/10.5281/zenodo.10723275>.

Appendix A: Example for self-testing three states with coplanar Bloch vectors

Here, we will apply the algorithm presented in Section V for self-testing three specific states with coplanar Bloch vectors \vec{m}_x . In particular, we consider the following Bloch vectors:

$$\begin{aligned}\vec{m}_1 &= (1, 0, 0), \\ \vec{m}_2 &= (1/2, 0, \sqrt{3}/2), \\ \vec{m}_3 &= (-\sqrt{3}/2, 0, -1/2).\end{aligned}\quad (\text{A1})$$

The first step is to find coefficients r_x such that the linear combination of the vectors \vec{m}_x with r_x is the null vector. In the case of three vectors as here, these coefficients are unique up to an overall constant multiplier. Let us choose them as: $r_1 = r_2 = 1$, $r_3 = \sqrt{3}$. Note that all are positive as required.

We now compute the matrix to be diagonalized:

$$\sum_{x=1}^3 r_x \vec{m}_x \otimes \vec{m}_x = \begin{pmatrix} \frac{5+3\sqrt{3}}{4} & 0 & \frac{3+\sqrt{3}}{4} \\ 0 & 0 & 0 \\ \frac{3+\sqrt{3}}{4} & 0 & \frac{3+\sqrt{3}}{4} \end{pmatrix}. \quad (\text{A2})$$

This matrix has three eigenvalues: $(3 + 2\sqrt{3})/2$, $1/2$, and 0 . The corresponding normalized eigenvectors will be the Bloch vectors of the measurements. However, since the third eigenvector is $(0, 1, 0)$, perpendicular to the plane where the Bloch vectors \vec{m}_x lie, it can be omitted, so that two measurement settings are sufficient, as expected. The remaining normalized eigenvectors, giving the corresponding Bloch vectors, are orthogonal to each other and are given as follows:

$$\begin{aligned}\vec{v}_1 &= (\sqrt{3}/2, 0, 1/2), \\ \vec{v}_2 &= (1/2, 0, -\sqrt{3}/2).\end{aligned}\quad (\text{A3})$$

The coordinates of the vectors \vec{m}_x in the coordinate system defined by the vectors \vec{v}_y , multiplied by the coefficient r_x , give the witness matrix w as:

$$w = \begin{pmatrix} \sqrt{3}/2 & 1/2 \\ \sqrt{3}/2 & -1/2 \\ -\sqrt{3} & 0 \end{pmatrix}. \quad (\text{A4})$$

The sum of the elements in each column is zero by construction.

Appendix B: Self-testing four-outcome POVMs with six projective measurements

Consider an $O = 4$ -outcome POVM to be self-tested. Then the number of input values for Alice and the number of states to be prepared is $M_m = O = 4$. Let the number of binary measurement settings for Bob be $M_v = 6$. Instead of y , let the first M_v input values of Bob be labeled by a pair of indices ij , where $1 \leq i < j \leq 4$. Let us consider the following matrix for the self-test of the four states:

$$w_{x,ij} = F_{ij}(\delta_{xi} - \delta_{xj}) \quad (\text{B1})$$

with $F_{ij} > 0$. As $\sum_x W_{x,ij} = 0$ for any ij , no degenerate measurement setting can be more advantageous than the best genuine two-outcome measurement. Therefore, according to Eq. (12), W may be written as

$$W = \sum_{x=1}^4 \sum_{i<j=1}^4 w_{x,ij} \vec{m}_x \cdot \vec{v}_{ij}, \quad (\text{B2})$$

which, using Eq. (B1), can be rewritten as:

$$W = \sum_{i<j=1}^4 F_{ij} (\vec{m}_i - \vec{m}_j) \cdot \vec{v}_{ij}. \quad (\text{B3})$$

This is the expression to be maximized in terms of the unit vectors \vec{m}_x and \vec{v}_{ij} .

As the number of binary measurements is larger than three (the dimensionality of the Euclidean space), the method based on partial derivatives we applied in the main text is inappropriate in this case. If the optimal

measurement settings are chosen in Eq. (B3), the expression to be maximized in terms of the Bloch vectors of the states \vec{m}_x is:

$$Q_m = \sum_{i < j=1}^4 F_{ij} |\vec{m}_i - \vec{m}_j|. \quad (\text{B4})$$

This is analogous to the case when the dependence on \vec{v}_y is kept by choosing the optimal \vec{m}_x vectors, like in Eq. (15).

Actually, our aim is not to find the optimal \vec{m}_x vectors for given parameters F_{ij} , but to find F_{ij} such that Eq. (B4) is maximal with the predefined set of vectors (which are anti-aligned with the vectors defining the extremal POVM to be self-tested).

It is not difficult to see that Eq. (B4) corresponds to minus one times the potential energy of a simple mechanical system. The \vec{m}_x vectors are the positions of point objects whose motion is confined to the surface of a unit sphere (\vec{m}_x are normalized), with a constant F_{ij} repulsive force acting between them (we may define $F_{ji} \equiv F_{ij}$ for $i < j$).

The potential energy is minimal and, consequently, Eq. (B4) is maximal where the system is in a stable equilibrium. This happens when the resulting force acting on any of the objects points outwards, in the direction of the radius of the unit sphere. This condition can be expressed as:

$$\sum_{j \neq i} F_{ij} \frac{\vec{m}_i - \vec{m}_j}{|\vec{m}_i - \vec{m}_j|} = \tau_i \vec{m}_i, \quad (\text{B5})$$

where we have defined $F_{ji} \equiv F_{ij}$ for $i < j$.

We obtain the value of τ_i by taking the scalar product of both sides of the equation with \vec{m}_i :

$$\tau_i = \sum_{j \neq i} F_{ij} \frac{1 - \vec{m}_i \cdot \vec{m}_j}{|\vec{m}_i - \vec{m}_j|}. \quad (\text{B6})$$

As τ_i is always positive, the condition of the stability of the equilibrium is satisfied. This is not surprising: the radial component of a repulsive force between objects on the surface of a sphere obviously points outwards.

If we substitute τ_i from Eq. (B6) into Eq. (B5), a simple calculation leads to:

$$\sum_{j \neq i} \frac{F_{ij}}{|\vec{m}_i - \vec{m}_j|} \vec{m}_j - \left(\vec{m}_i \cdot \sum_{j \neq i} \frac{F_{ij}}{|\vec{m}_i - \vec{m}_j|} \vec{m}_j \right) \vec{m}_i = 0. \quad (\text{B7})$$

Notice that the left-hand side of the expression above is a linear combination of the \vec{m}_x vectors, which gives the zero vector. As the \vec{m}_x vectors are minus one times the Bloch vectors \vec{n}_x of the POVM to be self-tested [see Eq. (1)], they satisfy $\sum_x \lambda_x \vec{m}_x = 0$. Moreover, if the POVM is extremal, all linear combinations of \vec{n}_x and, consequently, also of \vec{m}_x that give zero are proportional to each other. Therefore, the coefficients in Eq. (B7) for

each i must be proportional to λ_j , from which it follows, considering the first sum, that

$$\frac{F_{ij}}{|\vec{m}_i - \vec{m}_j|} = c_i \lambda_j \quad (\text{B8})$$

with $c_i > 0$, for $j \neq i$. By substituting this into the second sum in Eq. (B7), one finds that the coefficient of \vec{m}_i is $c_i \lambda_i$, that is, it does have the appropriate value. Moreover, as $F_{ji} = F_{ij}$, c_i must be proportional to λ_i . As an overall constant is irrelevant, we may choose $c_i = \lambda_i$. Therefore, the choice for F_{ij} to get an appropriate witness matrix specified in Eq. (B1) for the self-test of an extremal POVM is, according to Eq. (B8) and $\vec{m}_x = -\vec{n}_x$:

$$F_{ij} = \lambda_i \lambda_j |\vec{n}_i - \vec{n}_j|. \quad (\text{B9})$$

This method may also be used to self-test three-outcome extremal POVMs using three projective measurements (that is, $M_v = 3$). It can also be extended to self-test vectors from which the null vector may be combined with not all coefficients positive. Only the signs of the appropriate rows of the w matrix have to be changed.

We refer the reader to a more general method introduced in Ref. [41] which allows one to self-test arbitrary ensembles of pure quantum states and arbitrary extremal $D \geq 2$ -dimensional quantum measurements in prepare-and-measure scenarios. The method presented in the Appendix is a special case of the one described there.

Appendix C: Certifying complex qubit state space and an implementation on quantum processors

For illustrative purposes, we pick a one-parameter family from the witness matrix (17), the so-called umbrella-like construction; see the matrix (C2) parameterized by $c \in [0, 3]$ below. According to the construction of the witness matrix (17), the maximum value of the witness attainable by qubit preparations is 2 irrespective of c . However, to obtain this value for $0 < c < 3$, both the preparations and the measurements must span the complex qubit space, as shown by the self-testing argument in Sec. IV. That is, coplanar arrangements of the Bloch vectors are not sufficient to achieve the value of 2. In this section, we provide actual bounds on the maximum value that can be attained with real qubit preparations for given c values. In addition, we implement the PM setup with quantum circuits for specific values of c , and certify, based on the umbrella-like linear witness, that preparations with coplanar Bloch vectors are not sufficient to achieve the experimentally measured witness values in a wide range of c .

1. The umbrella-like construction

We define the parameters in the coefficient matrix (17) by setting

$$\begin{aligned} p_1 &= \frac{c}{\sqrt{3+c^2}}, \\ p_2 = p_3 = p_4 &= \frac{1}{\sqrt{3+c^2}}, \\ q_1 = q_2 = q_3 &= \frac{1}{\sqrt{3}}, \end{aligned} \quad (\text{C1})$$

where $c \in [0, 3]$. This way we obtain the witness matrix

$$w = \frac{1}{\sqrt{9+3c^2}} \begin{pmatrix} c & c & c \\ 1 & -1 & -1 \\ -1 & 1 & -1 \\ -1 & -1 & 1 \end{pmatrix}. \quad (\text{C2})$$

On the other hand, let us define the following unit Bloch vectors:

$$\begin{aligned} \vec{m}_1 &= (0, 0, -1), \\ \vec{m}_2 &= \left(-\frac{\sqrt{9-c^2}}{3}, 0, \frac{c}{3} \right), \\ \vec{m}_3 &= \left(\frac{\sqrt{9-c^2}}{6}, \frac{\sqrt{9-c^2}}{2\sqrt{3}}, \frac{c}{3} \right), \\ \vec{m}_4 &= \left(\frac{\sqrt{9-c^2}}{6}, -\frac{\sqrt{9-c^2}}{2\sqrt{3}}, \frac{c}{3} \right). \end{aligned} \quad (\text{C3})$$

We call this set of Bloch vectors umbrella-like. It has the property that $\vec{m}_1 \cdot \vec{m}_x$ are the same for $x = 2, 3, 4$ and $\vec{m}_x \cdot \vec{m}_{x'}$ are the same for all other distinct pairs $(x, x') \in \{(2, 3), (2, 4), (3, 4)\}$.

It can be shown that the results presented in Sec. IV imply that the maximum value $W(c) = 2$ of the witness is achieved if Alice's preparations are given by Bloch vectors \vec{m}_x for $x \in \{1, 2, 3, 4\}$ in (C3) and Bob's projective measurements are

$$\begin{aligned} \vec{v}_1 &= r \left(-2\sqrt{9-c^2}, 0, -4c \right), \\ \vec{v}_2 &= r \left(\sqrt{9-c^2}, \sqrt{3(9-c^2)}, -4c \right), \\ \vec{v}_3 &= r \left(\sqrt{9-c^2}, -\sqrt{3(9-c^2)}, -4c \right), \end{aligned} \quad (\text{C4})$$

where $r = 1/(2\sqrt{9+3c^2})$ is a normalization constant. Moreover, the above set of vectors is unique up to a rotation and a reflection through the origin. Note that apart from $c = 0$ and $c = 3$, both the preparation and measurement unit Bloch vectors span the full three-dimensional space. In fact, for $c = 3$ all the Bloch vectors are either aligned or anti-aligned, and the witness value of 2 can be obtained simply by preparing classical bits.

2. Certifying complex qubit preparations

Recall that the witness matrix (C2) is constructed such that the maximum witness with preparations of complex qubits is 2 for all c . Our aim here is to compute bounds on the witness using real qubit preparations. That is, we consider the witness matrix (C2) for a given c and we calculate the maximum value of the witness attainable with real qubit preparations and real-valued measurements. Let us call this bound by $W_{\mathbb{R}^2}(c)$ for a given c .

We provide a family of preparations below that appears to saturate the bound for real qubits. Actually, there are two separate families, one for $c \leq 1$ and an other for $c \geq 1$. When $c = 1$, the two families are the same up to a relabeling of the inputs x . It turns out that $W_{\mathbb{R}^2}(c) < 2$ for any $0 < c < 3$ according to these families. Hence, our witness parameterized by c enables us to differentiate between real and complex two-level systems across the entire range of $0 < c < 3$.

For $0 \leq c \leq 1$, the following co-planar preparations are conjectured to reach the real qubit bound $W_{\mathbb{R}^2}(c)$:

$$\begin{aligned} \vec{m}_1 &= (1, 0, 0), \\ \vec{m}_2 &= (\cos \alpha(c), 0, \sin \alpha(c)), \\ \vec{m}_3 &= (\cos \alpha(c), 0, -\sin \alpha(c)), \\ \vec{m}_4 &= (1, 0, 0), \end{aligned} \quad (\text{C5})$$

where the angle $\alpha(c)$ is given by

$$\alpha(c) = 2 \arctan \sqrt{f(c)} \quad (\text{C6})$$

with

$$f(c) = \frac{c^2 - 2c + 25}{-c^2 + 2c + 15} + 4\sqrt{5} \sqrt{\frac{c^2 - 2c + 5}{(c^2 - 2c - 15)^2}}. \quad (\text{C7})$$

For $1 \leq c \leq 3$, on the other hand, the following set of preparations is conjectured to reach the real qubit bound $W_{\mathbb{R}^2}(c)$ of the witness:

$$\begin{aligned} \vec{m}_1 &= (\cos \beta(c), 0, \sin \beta(c)), \\ \vec{m}_2 &= (\cos \gamma(c), 0, -\sin \gamma(c)), \\ \vec{m}_3 &= (1, 0, 0), \\ \vec{m}_4 &= (1, 0, 0), \end{aligned} \quad (\text{C8})$$

where

$$\begin{aligned} \beta(c) &= \frac{\pi}{2} + \arctan \frac{7c^2 - 3}{\sqrt{-9 + 82c^2 - 9c^4}}, \\ \gamma(c) &= \frac{\pi}{2} - \arctan \frac{3c^2 - 7}{\sqrt{-9 + 82c^2 - 9c^4}}. \end{aligned} \quad (\text{C9})$$

For both families, any rotation and a reflection through the origin is permitted, *and* also any relabeling involving the indices $x \in \{2, 3, 4\}$ but not $x = 1$. However, for $c = 1$, $\alpha(c) = \beta(c) = \gamma(c)$, and the two families coincide up to a relabeling involving $x = 1$.

In geometric terms, there are two Bloch vectors that coincide for any c . For $c < 1$, \vec{m}_1 must be among them, and for $c > 1$, \vec{m}_1 must not be among them, while both possibilities are permitted for $c = 1$. For $c \leq 1$, the two non-coinciding Bloch vectors are symmetric to the coinciding ones, whereas they are not for $1 < c < 3$. In particular, \vec{m}_1 forms a greater angle with the coinciding vectors than the other non-coinciding one. In the limit of $c = 3$, \vec{m}_1 becomes opposite to the rest which all coincide, and we thus recover the ideal configuration which is also classical.

All this is illustrated in Fig. 1, where witness values $W(c)$ are also displayed as a function of c within the entire range $0 \leq c \leq 3$. In particular, we show the maximum classical value $W_{\text{class}}(c)$ of the witness (see below) and the maximum real qubit witness $W_{\mathbb{R}^2}(c)$ in comparison with the maximum $W_{\mathbb{C}^2}(c) \equiv Q$ of the complex qubit witness; note that $W_{\mathbb{C}^2}(c) \equiv Q = 2$ in the entire range $0 \leq c \leq 3$. The range $0 < c < 3$ in the figure demonstrates the distinctions between the classical bit, real qubit, and complex qubit cases. Moreover, it provides a means to certify the existence of complex qubit Hilbert spaces.

The maximum value $W_{\text{class}}(c)$ attainable by classical bits is straightforward to determine and is obtained as

$$W_{\text{class}}(c) = \begin{cases} (c+5) \frac{1}{\sqrt{3(3+c^2)}} & \text{if } c \leq 1, \\ (c+1) \sqrt{\frac{3}{3+c^2}} & \text{if } c \geq 1. \end{cases} \quad (\text{C10})$$

On the other hand, we compute $W_{\mathbb{R}^2}(c)$ for Fig. 1 directly from the Bloch vectors specified by (C5-C9) by assuming corresponding optimal measurements in Eq. (12) which then simplifies to the form $\sum_x \|\sum_y w_{xy} \vec{m}_x\|$, cf. Eq. (27); the coefficients w_{xy} are taken from (C2). One may ask if the analytic formulae (C5-C9) merely define some generic lower bound on the exact value of $W_{\mathbb{R}^2}(c)$ or the bound is tight. To address this question, we numerically upper-bound the expression (12), i.e., $\sum_{x,y} w_{x,y} \vec{m}_x \cdot \vec{v}_y$, with assuming \vec{m}_x and \vec{v}_y to be generic coplanar Bloch vectors. The expression is a quadratic function of the parameters defining the Bloch vectors, featuring quadratic constraints $\|\vec{m}_x\| \leq 1$ and $\|\vec{v}_y\| \leq 1$. To determine an upper bound $W_{\mathbb{R}^2}^{(U)}(c)$, we turned to the semidefinite programming approach of Lasserre [50] which introduces moment relaxations and is applied, e.g., in Refs. [51, 52]. In particular, we used the corresponding module built in the YALMIP package [53] with second-order relaxation. We considered several samples of c and found in each case that the numerical upper bound $W_{\mathbb{R}^2}^{(U)}(c)$ obtained for real qubit preparations is saturated with our analytic lower bound up to high numerical precision. In particular, the two bounds always coincide to 7 decimals at least. We note that for such a problem, the finite-dimensional semidefinite programming techniques introduced in Refs. [37, 54–56] could also be applied.

c	W	σ_W	Machine (N° qubit)	$W_{\mathbb{R}^2}^{(U)}(c)$
0.25	1.9706	0.0081	ibm_osaka (7)	1.9881
0.5	1.9436	0.0086	IonQ Harmony (7)	1.9567
0.5	1.9865	0.0085	ibm_kyoto (73)	1.9567
0.625	1.9663	0.0088	ibm_kyoto (73)	1.9362
0.75	1.9943	0.0089	ibm_kyoto (73)	1.9139
0.875	1.9908	0.0090	ibm_kyoto (73)	1.8910
1	1.9604	0.0091	IonQ Harmony (7)	1.8683
1	1.9905	0.0090	ibm_kyoto (73)	1.8683
1.25	1.9814	0.0089	ibm_osaka (7)	1.9089
1.5	1.9728	0.0085	ibm_kyoto (73)	1.9404
1.75	1.9692	0.0079	ibm_kyoto (73)	1.9635
2	1.9805	0.0070	ibm_kyoto (73)	1.9795
2.5	1.9786	0.0050	ibm_kyoto (73)	1.9960

Table I. The best experimentally measured witness W for different values of c , separately for IonQ and IBM machines, in comparison with the corresponding numerical upper bounds $W_{\mathbb{R}^2}^{(U)}(c)$. The standard deviation σ_W is associated with the finite number of shots (8192 in all cases) and has been estimated from the experimentally obtained probabilities (see Appendix D).

After determining $W_{\mathbb{R}^2}(c)$ to high precision, we may ask if it is violated in certain experimental settings. In particular, we implemented the PM setup for the umbrella-like configuration as quantum circuits on quantum processors of IBM [57] and IonQ [58]; details of the implementation can be found in Appendix D.

We considered various values of c and repeated most experiments several times to study reproducibility. We present the best experimentally measured witness values for each considered c , separately for IBM and IonQ, in Table I and include them in Fig. 1 as well. The experimental data, in comparison with the numerical upper bounds $W_{\mathbb{R}^2}^{(U)}(c)$, show convincingly that we can certify complex qubit preparations in the PM setup by making use of the umbrella-like witness defined through (C2).

However, not all values of c are suitable for this purpose; for $c = 2.5$, we could not even certify qubits, as the best experimental witness value can be achieved with classical bits as well. Furthermore, the IBM processors do not appear to be very stable: as an extreme example, the experimental witness value for $c = 0.625$ dropped from 1.95 to 1.55 in 25 hours on qubit N° 7 of `ibm_osaka`, and calibration data indicating the quality drop were not released by the time of the execution of the first affected experiment. Results for the witness and its estimated standard deviation from all of our experiments performed on quantum processors, along with metadata including calibration data for the machine associated with the individual experiments, are provided in Supplementary Table 1; the corresponding raw outcome counts can also be accessed [59].

Note that a similar distinguishability of real and complex Hilbert spaces of given dimensionality can also be

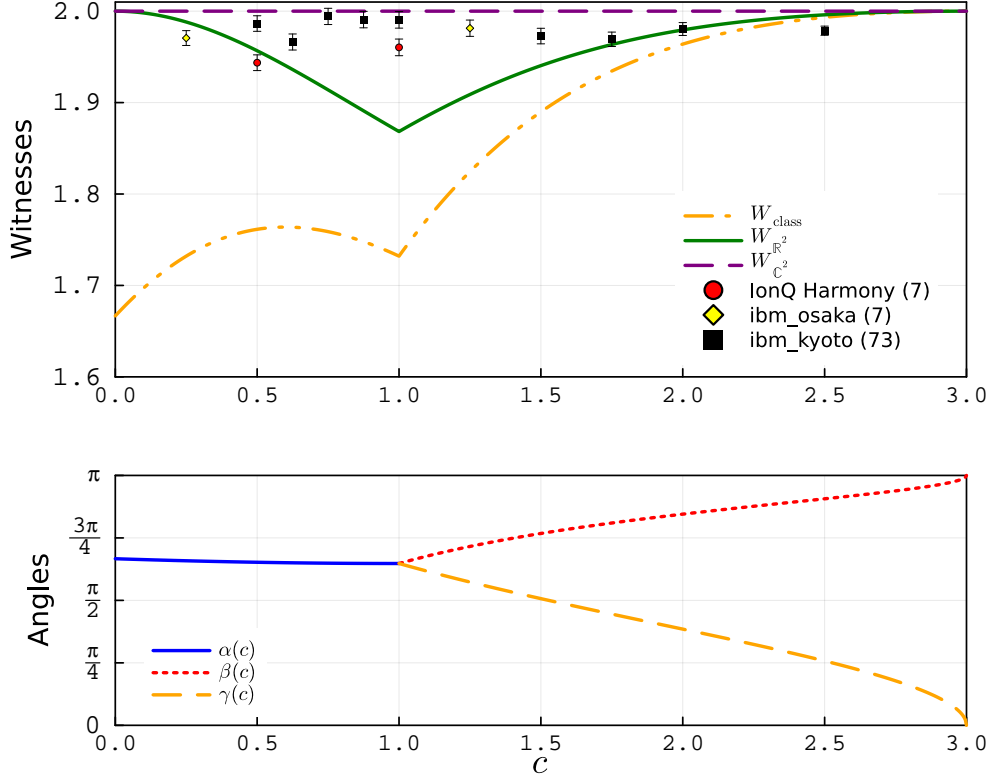


Figure 1. The prepare-and-measure witness $W(c)$ defined through the matrix (C2) as a function of $c \in [0, 3]$. The upper part of the figure presents the maximum witnesses attainable using classical strategies (W_{class}), real qubits ($W_{\mathbb{R}^2}$), and complex qubits ($W_{\mathbb{C}^2}$). The best experimentally measured values are also displayed for specific values of c , separately for IonQ and IBM machines. The error bars correspond to the estimated standard deviation associated with the finite sample size (see Appendix D). The lower part of the figure shows the optimal angles (C6) and (C9) of the Bloch vectors corresponding to the maximum value of the real-qubit case for $c \leq 1$ and $c \geq 1$, respectively.

considered in the Bell nonlocality setup. In this scenario, one compares the maximum quantum violation of Bell inequalities achieved using real qubit component spaces with that achieved using complex qubit component spaces. See, e.g., Ref. [60] and Appendix B in Ref. [61]. In addition, the more demanding task of distinguishing real and complex Hilbert spaces without fixing their dimension has been achieved in the network configuration [62–65] along with experimental validations [66, 67].

Appendix D: Details of implementing the PM setup on a quantum processor

Our task is to implement the preparations and measurements of a PM scenario as a set of quantum circuits. These can then be submitted to quantum processors.

From the computational basis state $|0\rangle$, an arbitrary state $\alpha|0\rangle + \beta|1\rangle$ can be obtained by applying the unitary

gate

$$U_{\text{prep}} = \begin{pmatrix} \alpha & -\beta^* \\ \beta & \alpha^* \end{pmatrix}, \quad (\text{D1})$$

where the second column follows from unitarity and is determined up to a factor of -1 . The coefficients α and β are related to the coordinates of the corresponding Bloch vector $\vec{b} = (b_1, b_2, b_3)$ as

$$\alpha = \sqrt{\frac{1+b_3}{2}}, \quad \beta = \frac{b_1 + ib_2}{\sqrt{b_1^2 + b_2^2}} \sqrt{\frac{1-b_3}{2}}, \quad (\text{D2})$$

assuming $\sqrt{b_1^2 + b_2^2} \neq 0$ for β (in the opposite case, $\beta = 0$). For our purposes, we shall identify \vec{b} with each \vec{m}_x , $x \in \{1, 2, 3, 4\}$, of Eq. (C3).

Quantum processors are designed to perform projective measurements in the computational basis. In order to emulate a projective measurement in a different basis,

one can define a unitary gate by identifying the rows of the corresponding matrix U_{proj} with the complex conjugates of the desired basis states. If this unitary operator is applied to a given state, then performing a measurement in the computational basis on the new state will be equivalent to performing a measurement in the desired basis on the original state. In terms of a Bloch vector $\vec{v} = (v_1, v_2, v_3)$ characterizing the first basis state defining the desired projective measurement, U_{proj} is obtained as

$$U_{\text{proj}} = \begin{pmatrix} \cos \frac{\theta}{2} & e^{-i\phi} \sin \frac{\theta}{2} \\ \sin \frac{\theta}{2} & -e^{-i\phi} \cos \frac{\theta}{2} \end{pmatrix}, \quad (\text{D3})$$

where

$$\begin{aligned} \cos \frac{\theta}{2} &= \sqrt{\frac{1+v_3}{2}}, \\ \sin \frac{\theta}{2} &= \sqrt{\frac{1-v_3}{2}}, \\ e^{-i\phi} &= \frac{v_1 - iv_2}{\sqrt{v_1^2 + v_2^2}} \end{aligned} \quad (\text{D4})$$

are defined through the polar and azimuthal angles θ and ϕ of \vec{v} , if $\sqrt{v_1^2 + v_2^2} \neq 0$ ($U_{\text{proj}} = \mathbb{1}$ or $U_{\text{proj}} = \sigma_1$ otherwise). We shall substitute $\vec{v} = \vec{v}_y$ for each $y \in \{1, 2, 3\}$ from Eq. (C4).

After these considerations, both elements are given to build the quantum circuits that implement the PM setup for the umbrella-like preparations. In fact, this requires

a collection of 12 different quantum circuits, each realizing one preparation (out of four) from Alice and one measurement (out of three) from Bob. The practical implementation has been carried out with Qiskit [68].

In principle, when constructing the outcome statistics for computing the witness, one of the 12 different circuits should be chosen randomly for each shot. However, it is equivalent and much more resource efficient to perform a random but predefined number of shots consecutively with each circuit. Following Ref. [69], we further simplify the experiments by performing the *same* number, N , of shots with each circuit.

With this choice, the standard deviation σ_W corresponding to the sampling distribution of the witness (4) can be calculated in terms of the conditional probabilities $P(b|xy)$; the witness matrix is given by (C2) for the PM setup for the umbrella-like preparations. Each term in Eq. (4) has a binomial sampling distribution, and the perfect anticorrelation between the opposing outcomes of a projective measurement has to be taken into account for the propagation of the error through the summation.

As in Ref. [69], we estimate the standard deviation characterizing each experiment by substituting the experimentally obtained relative frequencies in place of the conditional probabilities. We furthermore note that the standard deviation corresponding to ideal umbrella-like preparations and associated measurements can be analytically computed, as a function of c , as

$$\sigma_W = \frac{1}{3 + c^2} \sqrt{\frac{27 + 42c^2 - 5c^4}{6N}}. \quad (\text{D5})$$

-
- [1] A. Acín, N. Brunner, N. Gisin, S. Massar, S. Pironio, and V. Scarani, Device-independent security of quantum cryptography against collective attacks, *Physical Review Letters* **98**, 230501 (2007).
- [2] V. Scarani, The device-independent outlook on quantum physics, *Acta Physica Slovaca* **62**, 347 (2012).
- [3] D. Mayers and A. Yao, Self testing quantum apparatus, *Quantum Information & Computation* **4**, 273 (2004).
- [4] J. S. Bell, On the Einstein Podolsky Rosen paradox, *Physics Physique Fizika* **1**, 195 (1964).
- [5] N. Brunner, D. Cavalcanti, S. Pironio, V. Scarani, and S. Wehner, Bell nonlocality, *Reviews of Modern Physics* **86**, 419 (2014).
- [6] M. Pawłowski and N. Brunner, Semi-device-independent security of one-way quantum key distribution, *Physical Review A* **84**, 010302 (2011).
- [7] J. B. Brask, A. Martin, W. Esposito, R. Houlmann, J. Bowles, H. Zbinden, and N. Brunner, Megahertz-rate semi-device-independent quantum random number generators based on unambiguous state discrimination, *Physical Review Applied* **7**, 054018 (2017).
- [8] H. Tebyanian, M. Zahidy, M. Avesani, A. Stanco, P. Villoresi, and G. Vallone, Semi-device independent randomness generation based on quantum state's indistinguishability, *Quantum Science and Technology* **6**, 045026 (2021).
- [9] T. Van Himbeeck, E. Woodhead, N. J. Cerf, R. García-Patrón, and S. Pironio, Semi-device-independent framework based on natural physical assumptions, *Quantum* **1**, 33 (2017).
- [10] R. Chaves, J. B. Brask, and N. Brunner, Device-independent tests of entropy, *Physical Review Letters* **115**, 110501 (2015).
- [11] C. L. Jones, S. L. Ludescher, A. Aloy, and M. P. Mueller, Theory-independent randomness generation with space-time symmetries (2022), arXiv:2210.14811 [quant-ph].
- [12] G. Vallone, D. G. Marangon, M. Tomasin, and P. Villoresi, Quantum randomness certified by the uncertainty principle, *Phys. Rev. A* **90**, 052327 (2014).
- [13] D. G. Marangon, G. Vallone, and P. Villoresi, Source-device-independent ultrafast quantum random number generation, *Phys. Rev. Lett.* **118**, 060503 (2017).
- [14] S. Sarkar, D. Saha, and R. Augusiak, Certification of incompatible measurements using quantum steering, *Phys. Rev. A* **106**, L040402 (2022).
- [15] A. Ambainis, D. Leung, L. Mancinska, and M. Ozols, Quantum random access codes with shared randomness (2008), arXiv:0810.2937 [quant-ph].
- [16] E. Woodhead and S. Pironio, Secrecy in prepare-and-measure clausen-horne-shimony-holt tests with a qubit

- bound, *Phys. Rev. Lett.* **115**, 150501 (2015).
- [17] T. Lunghi, J. B. Brask, C. C. W. Lim, Q. Lavigne, J. Bowles, A. Martin, H. Zbinden, and N. Brunner, Self-testing quantum random number generator, *Phys. Rev. Lett.* **114**, 150501 (2015).
- [18] A. Tavakoli, J. Kaniewski, T. Vértesi, D. Rosset, and N. Brunner, Self-testing quantum states and measurements in the prepare-and-measure scenario, *Physical Review A* **98**, 062307 (2018).
- [19] M. Farkas and J. Kaniewski, Self-testing mutually unbiased bases in the prepare-and-measure scenario, *Physical Review A* **99**, 032316 (2019).
- [20] P. Mironowicz and M. Pawłowski, Experimentally feasible semi-device-independent certification of four-outcome positive-operator-valued measurements, *Physical Review A* **100**, 030301 (2019).
- [21] A. Tavakoli, M. Smania, T. Vértesi, N. Brunner, and M. Bourennane, Self-testing nonprojective quantum measurements in prepare-and-measure experiments, *Science Advances* **6**, eaaw6664 (2020).
- [22] C. de Gois, G. Moreno, R. Nery, S. Brito, R. Chaves, and R. Rabelo, General method for classicality certification in the prepare and measure scenario, *PRX Quantum* **2**, 030311 (2021).
- [23] P. Diviánszky, I. Márton, E. Bene, and T. Vértesi, Certification of qubits in the prepare-and-measure scenario with large input alphabet and connections with the Grothendieck constant, *Scientific Reports* **13**, 13200 (2023).
- [24] G. P. Alves, N. Gigena, and J. Kaniewski, Biased random access codes, *Physical Review A* **108**, 042608 (2023).
- [25] M. Farkas, N. Miklin, and A. Tavakoli, Simple and general bounds on quantum random access codes (2023), arXiv:2312.14142 [quant-ph].
- [26] R. Gallego, N. Brunner, C. Hadley, and A. Acín, Device-independent tests of classical and quantum dimensions, *Physical Review Letters* **105**, 230501 (2010).
- [27] A. Peres, *Quantum theory: concepts and methods* (Springer, 1997).
- [28] M. A. Nielsen and I. Chuang, *Quantum computation and quantum information* (Cambridge University Press, 2002).
- [29] A. S. Holevo, *Statistical structure of quantum theory*, Vol. 67 (Springer Science & Business Media, 2003).
- [30] J. Shang, A. Asadian, H. Zhu, and O. Gühne, Enhanced entanglement criterion via symmetric informationally complete measurements, *Physical Review A* **98**, 022309 (2018).
- [31] J. Bae, B. C. Hiesmayr, and D. McNulty, Linking entanglement detection and state tomography via quantum 2-designs, *New Journal of Physics* **21**, 013012 (2019).
- [32] D. Dieks, Overlap and distinguishability of quantum states, *Physics Letters A* **126**, 303 (1988).
- [33] A. Peres, How to differentiate between non-orthogonal states, *Physics Letters A* **128**, 19 (1988).
- [34] C. H. Bennett, Quantum cryptography using any two nonorthogonal states, *Physical Review Letters* **68**, 3121 (1992).
- [35] J. M. Renes, R. Blume-Kohout, A. J. Scott, and C. M. Caves, Symmetric informationally complete quantum measurements, *Journal of Mathematical Physics* **45**, 2171 (2004).
- [36] C. A. Fuchs, M. C. Hoang, and B. C. Stacey, The SIC question: History and state of play, *Axioms* **6**, 21 (2017).
- [37] A. Tavakoli, D. Rosset, and M.-O. Renou, Enabling computation of correlation bounds for finite-dimensional quantum systems via symmetrization, *Physical review letters* **122**, 070501 (2019).
- [38] A. Tavakoli, I. Bengtsson, N. Gisin, and J. M. Renes, Compounds of symmetric informationally complete measurements and their application in quantum key distribution, *Physical Review Research* **2**, 043122 (2020).
- [39] I. J. Geng, K. Golubeva, and G. Gour, What are the minimal conditions required to define a symmetric informationally complete generalized measurement?, *Physical Review Letters* **126**, 100401 (2021).
- [40] G. Drótos, K. F. Pál, and T. Vértesi, Self-testing of semisymmetric informationally complete measurements in a qubit prepare-and-measure scenario (2023), arXiv:2306.07248 [quant-ph].
- [41] M. Navascués, K. F. Pál, T. Vértesi, and M. Araújo, Self-testing in prepare-and-measure scenarios and a robust version of Wigner’s theorem, *Physical Review Letters* **131**, 250802 (2023).
- [42] S. Sarkar, J. J. Borkala, C. Jebarathinam, O. Makuta, D. Saha, and R. Augusiak, Self-testing of any pure entangled state with the minimal number of measurements and optimal randomness certification in a one-sided device-independent scenario, *Phys. Rev. Appl.* **19**, 034038 (2023).
- [43] I. Šupić and M. J. Hoban, Self-testing through EPR-steering, *New Journal of Physics* **18**, 075006 (2016).
- [44] E. Schrödinger, Discussion of probability relations between separated systems, *Mathematical Proceedings of the Cambridge Philosophical Society* **31**, 555 (1935).
- [45] H. M. Wiseman, S. J. Jones, and A. C. Doherty, Steering, entanglement, nonlocality, and the einstein-podolsky-rosen paradox, *Physical Review Letters* **98**, 140402 (2007).
- [46] Y. Zhao, Z. Guo, L. Feng, S. Luo, and T.-L. Lee, Equioverlapping measurements in qutrit systems, *Physics Letters A* , 129314 (2024).
- [47] J. Bowles, M. T. Quintino, and N. Brunner, Certifying the dimension of classical and quantum systems in a prepare-and-measure scenario with independent devices, *Phys. Rev. Lett.* **112**, 140407 (2014).
- [48] J. Pauwels, S. Pironio, E. Z. Cruzeiro, and A. Tavakoli, Adaptive advantage in entanglement-assisted communications, *Physical Review Letters* **129**, 120504 (2022).
- [49] M. McKague, T. H. Yang, and V. Scarani, Robust self-testing of the singlet, *Journal of Physics A: Mathematical and Theoretical* **45**, 455304 (2012).
- [50] J. B. Lasserre, Global optimization with polynomials and the problem of moments, *SIAM Journal on optimization* **11**, 796 (2001).
- [51] N. Brunner, S. Pironio, A. Acin, N. Gisin, A. A. Méthot, and V. Scarani, Testing the dimension of Hilbert spaces, *Physical review letters* **100**, 210503 (2008).
- [52] N. Brunner, J. Sharam, and T. Vertesi, Testing the structure of multipartite entanglement with Bell inequalities, *Physical Review Letters* **108**, 110501 (2012).
- [53] J. Löfberg, Yalmip : A toolbox for modeling and optimization in MATLAB, in *Proceedings of the CACSD Conference* (Taipei, Taiwan, 2004).
- [54] M. Navascués, G. de la Torre, and T. Vértesi, Characterization of quantum correlations with local dimension constraints and its device-independent applications, *Physical Review X* **4**, 011011 (2014).

- [55] M. Navascués and T. Vértesi, Bounding the set of finite dimensional quantum correlations, *Physical Review Letters* **115**, 020501 (2015).
- [56] M. Navascués, A. Feix, M. Araújo, and T. Vértesi, Characterizing finite-dimensional quantum behavior, *Physical Review A* **92**, 042117 (2015).
- [57] IBM Quantum, <https://quantum.ibm.com/> (2023).
- [58] IonQ, <https://ionq.com/> (2023).
- [59] G. Drotos and A. Taoutioui, Raw counts from prepare-and-measure experiments implemented on quantum processors, 10.5281/zenodo.10723401 (2024).
- [60] K. F. Pál and T. Vértesi, Efficiency of higher-dimensional hilbert spaces for the violation of Bell inequalities, *Physical Review A* **77**, 042105 (2008).
- [61] N. Gisin, Bell inequalities: Many questions, a few answers, *Quantum Reality, Relativistic Causality, and Closing the Epistemic Circle*, 125 (2009).
- [62] M.-O. Renou, D. Trillo, M. Weilenmann, T. P. Le, A. Tavakoli, N. Gisin, A. Acín, and M. Navascués, Quantum theory based on real numbers can be experimentally falsified, *Nature* **600**, 625 (2021).
- [63] A. Bednorz and J. Batle, Optimal discrimination between real and complex quantum theories, *Phys. Rev. A* **106**, 042207 (2022).
- [64] J. Yao, H. Chen, Y.-L. Mao, Z.-D. Li, and J. Fan, Proposals for ruling out real quantum theories in an entanglement-swapping quantum network with causally independent sources, *Phys. Rev. A* **109**, 012211 (2024).
- [65] J. Batle, T. Bialecki, T. Rybotycki, J. Tworzydło, and A. Bednorz, Efficient discrimination between real and complex quantum theories (2024), arXiv:2405.03013 [quant-ph].
- [66] M.-C. Chen, C. Wang, F.-M. Liu, J.-W. Wang, C. Ying, Z.-X. Shang, Y. Wu, M. Gong, H. Deng, F.-T. Liang, *et al.*, Ruling out real-valued standard formalism of quantum theory, *Physical Review Letters* **128**, 040403 (2022).
- [67] Z.-D. Li, Y.-L. Mao, M. Weilenmann, A. Tavakoli, H. Chen, L. Feng, S.-J. Yang, M.-O. Renou, D. Trillo, T. P. Le, *et al.*, Testing real quantum theory in an optical quantum network, *Physical Review Letters* **128**, 040402 (2022).
- [68] Qiskit contributors, Qiskit: An open-source framework for quantum computing (2023).
- [69] E. Bäumer, N. Gisin, and A. Tavakoli, Demonstrating the power of quantum computers, certification of highly entangled measurements and scalable quantum nonlocality, *npj Quantum Information* **7**, 117 (2021).