

Semantic-Aware Spectrum Sharing in Internet of Vehicles Based on Deep Reinforcement Learning

Zhiyu Shao, Qiong Wu, *Senior Member, IEEE*, Pingyi Fan, *Senior Member, IEEE*,
Nan Cheng, *Senior Member, IEEE*, Wen Chen, *Senior Member, IEEE*,
Jiangzhou Wang, *Fellow, IEEE* and Khaled B. Letaief, *Fellow, IEEE*

Abstract—This work aims to investigate semantic communication in high-speed mobile Internet of vehicles (IoV) environments, with a focus on the spectrum sharing between vehicle-to-vehicle (V2V) and vehicle-to-infrastructure (V2I) communications. We specifically address spectrum scarcity and network traffic and then propose a semantic-aware spectrum sharing algorithm (SSS) based on the deep reinforcement learning (DRL) soft actor-critic (SAC) approach. Firstly, we delve into the extraction of semantic information. Secondly, we redefine metrics for semantic information in V2V and V2I spectrum sharing in IoV environments, introducing high-speed semantic spectrum efficiency (HSSE) and semantic transmission rate (HSR). Finally, we employ the SAC algorithm for decision optimization in V2V and V2I spectrum sharing based on semantic information. This optimization encompasses the optimal link of V2V and V2I sharing strategies, the transmission power for vehicles sending semantic information and the length of transmitted semantic symbols, aiming at maximizing HSSE of V2I and enhancing success rate of effective semantic information transmission (SRS) of V2V. Experimental results demonstrate that the SSS algorithm outperforms other baseline algorithms, including other traditional-communication-based spectrum sharing algorithms and spectrum sharing algorithm using other reinforcement learning approaches. The SSS algorithm exhibits a 15% increase in HSSE and approximately a 7% increase in SRS.

Index Terms—Semantic communication, Internet of vehicles, spectrum sharing, deep reinforcement learning.

I. INTRODUCTION

A. Background

IN recent years, researchers have delved into Internet of vehicles (IoV) technology [1], [2]. As IoV gains attention,

This work was supported in part by the National Natural Science Foundation of China under Grant No. 61701197, in part by the National Key Research and Development Program of China under Grant No.2021YFA1000500(4), in part by the 111 Project under Grant No. B12018.

Zhiyu Shao, Qiong Wu are with the School of Internet of Things Engineering, Jiangnan University, Wuxi 214122, China (e-mail: zhiyushao@stu.jiangnan.edu.cn, qiongwu@jiangnan.edu.cn)

Pingyi Fan is with the Department of Electronic Engineering, Beijing National Research Center for Information Science and Technology, Tsinghua University, Beijing 100084, China (e-mail: fpy@tsinghua.edu.cn).

Nan Cheng is with the State Key Lab. of ISN and School of Telecommunications Engineering, Xidian University, Xi'an 710071, China (e-mail: dr.nan.cheng@ieee.org).

Wen Chen is with the Department of Electronic Engineering, Shanghai Jiao Tong University, Shanghai 200240, China (e-mail: wenchen@sjtu.edu.cn).

Jiangzhou Wang is with the School of Engineering, University of Kent, CT2 7NT Canterbury, U.K. (email: j.z.wang@kent.ac.uk).

K. B. Letaief is with the Department of Electrical and Computer Engineering, Hong Kong University of Science and Technology (HKUST), Hong Kong (e-mail: eekhaled@ust.hk).

communications between vehicles and vehicles (V2V) as well as between vehicles and infrastructure (V2I) become crucial for supporting intelligent transportation systems (ITS) [3]. However, the success of IoV depends not only on the rapid development of technology but also on effective spectrum sharing.

The scarcity of spectrum resources has triggered spectrum sharing issues in IoV systems [4], [5], where V2V communications need to share spectrum resources with V2I communications [6], [7]. When vehicles engage in V2V and V2I communications simultaneously within the same limited spectrum bandwidth, they need to share the same spectrum resources [8]. This can result in conflicts due to competition for resources. Additionally, the dynamic and heterogeneous nature of IoV environments means that vehicles entering and leaving communication ranges may interfere with ongoing communications or access the same spectrum resources simultaneously [9], leading to conflicts and a potential decline in communication performance [10]. The aforementioned challenges can further impact the reliability and efficiency of communication in IoV systems.

The diversity of IoV applications and the explosive growth of content pose challenges to spectrum sharing based on traditional communication [11], [12]. This growth implies that traditional communication faces new challenges, its maximum rate is upper bounded by the Shannon limit (the theoretical limit of information transmission) [13]. The exchange of information between vehicles becomes increasingly rich and complex, especially in the high-speed mobile IoV environment [14], which surpasses the capabilities of communication methods based solely on bits [15]. This may result in a decrease in communication quality, thereby affecting the performance of IoV systems.

To address the problem of spectrum sharing based on traditional communication, the communication field has witnessed a shift from traditional communication paradigms to semantic communication. Semantic communication places the meaning of the transmitted source at its core, rather than just transmitting bits or data [16]. Because semantic communication can convey richer information beyond just bit data [17], adapt to dynamic environments [18], and reduce spectrum waste [19], this emerging communication paradigm is considered a potential solution to reduce network traffic and alleviate spectrum scarcity, especially in the context of spectrum sharing in V2V and V2I communication.

However, in the high-speed mobile IoV environment, se-

semantic communication still faces specific challenges [20]. Firstly, determining what should be considered as semantic information and how to extract this information from different data streams is a complex problem. Secondly, communication between vehicles is typically based on bits derived from statistical knowledge, rather than semantic information from the source. Therefore, traditional bit-based communication methods are fundamentally different from semantic communication. It requires a redefinition of V2V and V2I spectrum sharing methods suitable for semantic communication. Lastly, vehicles need to make decisions based on semantic data, including the selection and allocation of spectrum resources. Due to the richer and more complex information it conveys, along with the introduction of additional decision variables and nonlinear information relationships, traditional optimization decision methods are not directly applicable to the semantic communication scenario. Thus, it is necessary to use a deep reinforcement learning (DRL) [21] decision algorithm to fully utilize semantic information.

The objective of this paper is to explore the application of semantic communication in IoV, particularly in addressing spectrum sharing issues. We design a semantic-aware spectrum sharing algorithm (SSS) based on the DRL soft actor-critic (SAC) approach to maximize HSSE of V2I and enhance the success rate of effective semantic information transmission (SRS) of V2V links¹. We will investigate the extraction of semantic information, redefine spectrum sharing, and optimize decision-making based on semantic data using DRL to enhance the performance of V2V and V2I communications.

B. Related Work and Motivation

In this section, we will review the problems of relevant research on the problems of V2V and V2I spectrum sharing in the IoV environment. There have been studies that address the problem using traditional methods. In [22], Liang *et al.* proposed a low-complexity algorithm that periodically reports the channel state information (CSI) of vehicle links, addressing spectrum and power allocation issues in highly mobile vehicular networks. The algorithm maximizes V2I link throughput while ensuring the reliability of V2V links. In [23], a graph partitioning and matching approach was then introduced to reduce signaling overhead in vehicular communication by utilizing slow-fading statistical channel information, thus maximizing overall V2I capacity. In [24], Guo *et al.* decomposed the V2X resource allocation problem into pure power allocation and pure spectrum allocation subproblems to achieve a globally optimal solution. In [25], Liu *et al.* proposed a communication scheme based on a device-to-device (D2D) enabled vehicular communication (D2D-V) distributed robust power control algorithm. This approach, using successive convex approximation and Bernstein approximation of probability functions, addressed cellular user interference constraints in highly mobile environments, optimizing the performance of D2D-V systems.

The aforementioned studies employed conventional methods, whereas [26], [27], [28], [29], [30] applied DRL methods. In [26], Ye *et al.* proposed a decentralized resource allocation mechanism for V2V communication based on deep Q-network (DQN) DRL. This approach minimizes interference with V2I communication while meeting strict latency constraints. In [27], Liang *et al.* presented a spectrum sharing method for vehicular networks based on multi-agent reinforcement learning with double deep Q-networks (DDQN), enhancing V2I link capacity and V2V link data transfer rates. In [28], Xu *et al.* proposed a multi-agent DRL using non-orthogonal multiple access technology to address spectrum sharing challenges in vehicular communication. This method ensures the total rate of V2I communication and satisfies strict latency and reliability constraints for V2V communication in highly mobile environments. In [29], Yuan *et al.* introduced a meta-learning-based DRL algorithm to enhance resource allocation strategy adaptability in dynamic environments. In [30], Mafuta *et al.* accelerated the learning process of deep neural networks building on a multi-agent DDQN approach through transmission mode selection and binary weight algorithms, reducing computational complexity.

However, whether using traditional methods or reinforcement learning approaches to address spectrum resource allocation problems in the IoV environment, data transmission utilizes conventional bits, rather than the characteristics of semantic communication. These methods often focus more on the quantity and transmission efficiency of data rather than the semantic meaning of data.

Recent research has begun to address the concept of semantic communication, primarily focusing on image, text, and audio data. In the field of image transmission, several studies have proposed semantic transmission methods for images in [31], [32], [33], [34]. In [31], Bourtsoulatz *et al.* utilized deep learning-driven joint source-signal and channel coding techniques, treating image pixel values as semantic information to efficiently transmit images in low signal-to-noise ratio and noisy environments. In [32], Huang *et al.*, without considering the channel environment and joint channel-source coding in complex scenarios, primarily employed generative adversarial networks (GANs) to achieve a high-performance semantic image compression scheme. In [33], Yang *et al.* designed a rate-balancing policy network for different channel conditions and image content to achieve a balance between rate and signal quality, utilizing gumbel-softmax trick for differentiability. In [34], Huang *et al.* proposed a reinforcement learning-based adaptive semantic coding (RL-ASC) method capable of encoding images beyond the pixel level.

In the text domain, semantic transmission methods were proposed in [35], [36], [37]. In [35], Xie *et al.* used deep learning to measure sentence similarity as a metric for semantic communication performance, enhancing the robustness of communication systems in low signal-to-noise ratio scenarios. The existing semantic communication system was then lightweighted in [36], incorporating a channel estimation scheme based on the least squares method and a neural network solution for image denoising (ADNET). In [37], Wang *et al.* employed a knowledge graph to model semantic in-

¹The source code has been released at: <https://github.com/qiongwu86/Semantic-Aware-Spectrum-Sharing-in-Internet-of-Vehicles-Based-on-Deep-Reinforcement-Learning>

formation, optimizing semantic similarity through a proximal policy optimization (PPO) approach with attention networks for resource block allocation.

In the audio domain, some studies proposed semantic transmission methods for audio in [38], [39]. In [38], Weng *et al.* introduced an attention mechanism to assign higher weights to crucial speech information, improving transmission efficiency. In [39], Han *et al.* used a soft alignment module and redundancy removal module based on deep learning to extract only textual semantic features while eliminating semantically redundant content, thereby enhancing transmission efficiency.

For video semantic information research, Tung *et al.* introduced a video semantic transmission method in [40], presenting an end-to-end, source-channel joint coding video transmission mechanism. It directly maps video signals to channel symbols, using reinforcement learning to allocate network bandwidth to maximize overall video visual quality. In [41], Wang *et al.* utilized nonlinear transformations and a conditional coding architecture to adaptively extract semantic features between different video frames.

Despite various methods for extracting semantic information, existing research has not yet addressed the spectrum sharing problem based on semantic information in high-speed mobile IoV scenarios as far as we know. This motivates our proposal of a DRL-based semantic-aware spectrum sharing scheme for high-speed mobile IoV environments.

C. Contributions

In this work, we focus on designing a semantic-aware spectrum sharing algorithm based on DRL, intended for application in high-speed mobile IoV environments. The primary contributions of our work can be summarized as follows:

- 1) We introduce a novel approach to transform conventional binary data into semantic information, making it suitable for semantic communication. We introduce metrics, high-speed semantic spectrum efficiency (HSSE) and semantic transmission rate (HSR), tailored for high-speed mobile IoV spectrum sharing, replacing traditional metrics of transmission rate (HR) and spectrum efficiency (HSE).
- 2) We formulate a joint optimization problem to maximize HSSE and SRS. This is the first to introduce semantic communication addressing communication challenges in high-speed mobile IoV environments.
- 3) We reformulate the optimization problem as a markov decision process (MDP) and utilize a DRL approach, specifically the SAC, for handling continuous variables. Based on this, we design semantic-aware spectrum sharing algorithm (SSS).
- 4) Simulation results show our SSS algorithm outperforms traditional communication-based spectrum sharing methods and other reinforcement learning approaches in terms of HSSE and SRS.

The rest of this paper is organized as follows: Section II introduces the system model and the formulated problem of maximizing HSSE and SRS; Sections III and IV present the proposed SSS algorithm; Section V provides and discusses simulation results and Section VI concludes the paper.

II. SYSTEM MODEL

As shown in Fig. 1, we consider a cellular-based vehicular communication network in urban areas, where n vehicles are driving in the communication range of a BS. The BS is deployed in the center of the intersection. The initial positions of vehicles are determined by a spatial Poisson process, and the initial driving direction of each vehicle are set randomly. Each vehicle keeps driving with the initial direction and maintains a constant speed of v km/s. When a vehicle arrives at the intersection, it has a $p_l\%$ chance to the left direction, $p_r\%$ chance to the right direction and $p_s\%$ chance to the straight direction, where $p_l\% + p_r\% + p_s\% = 1$. For keeping the number of vehicles to be the same in the considered scenarios, we also assume that when a vehicle crosses the environment boundary, its position is adjusted to the opposite edge. The position of each vehicle is updated every m milliseconds. The BS and each vehicle are equipped with a transmitter and a receiver.

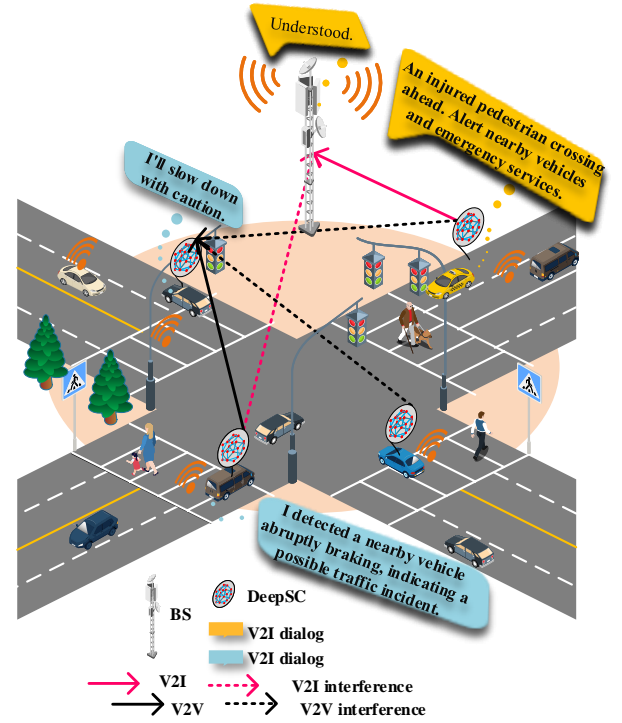


Fig. 1. The system model

At the beginning, the BS collects textual data from vehicles and pre-trains a DeepSC model based on the collected data, then broadcasts the DeepSC model to all vehicles in the considered scenario. Each vehicle generates high-data-rate entertainment service and reliable periodic safety information in the form of textual data and transforms the information to semantic information at the transmitter including semantic and channel encoding based on the DeepSC model, and then the vehicle's transmitter transmits the semantic information to BS through a V2I link or another vehicle through a V2V link. Next, BS or another vehicle recovers the received semantic information to original textual data including semantic and

channel decoding. Fig. 2 illustrates the transmission process of semantic information.

We consider there exists W V2I links and Q V2V links in the system, where the interferences exists among different links. As shown in Fig. 1, solid black and red lines represent V2V and V2I communication, respectively, while corresponding dashed lines indicate its related interference. When a vehicle generates a textual dialog for transmission, such as 'I detected a nearby vehicle abruptly braking, indicating a possible traffic incident', it converses the text data into the semantic information based on the DeepSC model, and transmits the semantic information to another vehicle, which could analyze the received semantic information and responds with one appropriate dialog 'I'll slow down with caution'.

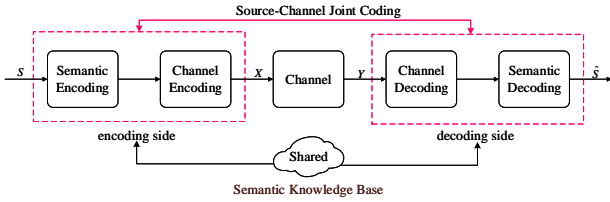


Fig. 2. The semantic communication system

In the following subsections, we will introduce how DeepSC transceivers extract, transmit, and recover semantic information during the formal process of spectrum sharing for V2V and V2I communication. Furthermore, interferences in the wireless channel for V2V and V2I communication will be discussed. Finally, communication metrics adapted for semantic communication systems will be proposed.

A. DeepSC Transceivers

The transmitting vehicle generates a sentence $S[w]$ with l_q words in the w -th V2I link as shown in Fig. 1. $S[w] = [s_1[w], s_2[w], \dots, s_l[w], \dots, s_{l_q}[w]]$, where $s_l[w]$ represents the l -th word.

1) *Transmitter Model*: All the sentences across all links are $S[w]$. The sentences are then input into the encoding part of the DeepSC transmitter in the vehicle in order to extract semantic information $X[w]$ from $S[w]$. The formula is given by:

$$X[w] = ch_\beta(se_\alpha(S[w])), \quad (1)$$

where $se_\alpha(\cdot)$ and $ch_\beta(\cdot)$ are the semantic and channel encoder networks with parameters α and β respectively. The semantic symbol vector is $x[w] = [x_1[w], x_2[w], \dots, x_l[w], \dots, x_{u_q}[w]]$, where u_q represents the average number of semantic symbols used for each word.

2) *Transmission Model*: We focus on Mode 4 defined in the cellular V2X architecture [42], but the transmission is no longer in bits but in semantic information. We suppose each of W V2I uplinks has been assigned a specific frequency sub-band and uses a fixed transmission power. Specifically, the w -th V2I link uses the w -th sub-band.

For the w -th V2I link, its channel gain on the w -th sub-band is denoted as $h_{w,B}[w]$. The channel gain for the q -th V2V

link, utilizing the w -th sub-band for V2V communication, is represented by $h_q[w]$, which is represented as:

$$h_q[w] = ss_q[w] \times ls_q, \quad (2)$$

$ss_q[w]$ is frequency-dependent small-scale fading due to multi-path propagation and interference, which follows an exponential distribution with $ss_q[w] \sim \text{Exp}(1)$. ls_q is frequency-independent large-scale fading due to path loss and shadowing effects.

However, there is interference on both V2I and V2V links. For V2I communication, the interference $h_{qB}[w]$ is channel gain originating from the transmitter of the q -th V2V link to the BS on the w -th sub-band. For V2V communication, two types of interference arise. The first is $h_{q'q}[w]$ originating from the transmitter of the q' -th V2V link to the receiver of the q -th V2V link on the w -th sub-band. The second is channel gain $h_{wq}[w]$ originating from the transmitter of the w -th V2V link to the receiver of the q -th V2V link on the w -th sub-band. So the signal-to-interference-noise ratio (SINR) for the w -th V2I link and the q -th V2V link on the w -th sub-band are:

$$SINR_w^{VI}[w] = \frac{P_w^{VI} h_{w,B}[w]}{\sigma^2 + \sum_q b_q[w] P_q^{VV}[w] h_{q,B}[w]}, \quad (3)$$

$$SINR_q^{VV}[w] = \frac{P_q^{VV}[w] h_q[w]}{\sigma^2 + I[w]}, \quad (4)$$

where $I[w] = P_w^{VI} h_{w,q}[w] + \sum_{q' \neq q} b_{q',w}[w] P_{q'}^{VV}[w] h_{q',q}[w]$. P_w^{VI} and P_q^{VV} are transmit powers of the w -th V2I transmitter and the q -th V2V transmitter respectively over the w -th sub-band. $b_q[w]$ is binary spectrum allocation indicators. $b_q[w] = 1$ represents that the q -th V2V link shares the w -th V2I link. Conversely, $b_q[w] = 0$. The received semantic signal is represented as:

$$Y[w] = H[w] X[w] + N, \quad (5)$$

where $H[w]$ represents the channel gains for the V2I and V2V links on the w sub-band. $Y[w]$ represents the signal received in the related channel.

3) *Receiver Model*: The receiver includes a channel decoder and a semantic decoder, which recover the received semantic symbols. So the decoded signal can be represented as:

$$\hat{S}[w] = se_\mu^{-1}(ch_\nu^{-1}(Y[w])), \quad (6)$$

where $\hat{S}[w]$ represents the recovered sentence, $se_\mu^{-1}(\cdot)$ is the semantic decoder network with the parameter μ , and $ch_\nu^{-1}(\cdot)$ is the channel decoder network with the parameter ν . Cross-entropy (CE) is used as the loss function to quantify the difference between $\hat{S}[w]$ and the original sentence $S[w]$ which can be expressed as:

$$L_{CE}(S[w], \hat{S}[w]; \alpha, \beta, \mu, \nu) = \sum_l q(s_l[w]) \log(s_l[w]) + (1 - q(s_l[w])) \log(1 - p(s_l[w])), \quad (7)$$

where $q(s_l[w])$ is the actual probability of the l -th word appearing in $S[w]$, and $p(s_l[w])$ is the predicted probability of the l sentence $s_{q,l}[w]$ appearing in the generated sentence

$\hat{S}[w]$. By minimizing the CE loss, the network can learn the word distribution $q(s_l[w])$ in the original sentence $S[w]$. The mutual information (MI) between the transmitted symbol $X[w]$ and the received symbol $Y[w]$ can be expressed as:

$$\begin{aligned} I(X[w]; Y[w]) &= \sum_{X[w] \times Y[w]} p(X[w], Y[w]) \log \frac{p(X[w], Y[w])}{p(X[w])p(Y[w])} \\ &= E_{p(X[w], Y[w])} \left[\log \frac{p(X[w], Y[w])}{p(X[w])p(Y[w])} \right] \end{aligned} \quad (8)$$

The marginal probabilities of transmitting $X[w]$ and receiving $Y[w]$ are denoted as $p(X[w])$ and $p(Y[w])$, respectively. $p(X[w], Y[w])$ represents the joint probability of $X[w]$ and $Y[w]$. Since MI is equivalent to the kullback-leibler (KL) divergence between marginal probability and joint probability, it can be expressed as:

$$\begin{aligned} I(X[w]; Y[w]) &= D_{KL}(p(X[w], Y[w]) \parallel p(X[w])p(Y[w])). \end{aligned} \quad (9)$$

According to the Theorem [43], The KL divergence can be expressed with dual representation:

$$\begin{aligned} D_{KL}(p(X[w], Y[w]) \parallel p(X[w])p(Y[w])) &\geq E_{p(X[w], Y[w])} [T] - \log(E_{p(X[w])p(Y[w])} [e^T]). \end{aligned} \quad (10)$$

According to (9) and (10), the lower bound of MI can be obtained. Train the network T using unsupervised methods, where T can be approximated using a neural network. The expectation can be estimated through sampling, and with an increase in the sample size, the estimate converges to the true value. The corresponding loss function can be expressed as:

$$I(X[w]; Y[w]) \geq L_{MI}(X[w], Y[w]; \alpha, \beta, T). \quad (11)$$

The loss function is used to train a neural network and gets its parameters α , β and T.

To evaluate the semantic communication performance of text transmission, we employ semantic similarity [35] as a performance metric ξ , which can be expressed as:

$$\xi = \frac{B(S[w]) B(\hat{S}[w])}{\|B(S[w])\| \|B(\hat{S}[w])\|}, \quad (12)$$

$B(\cdot)$ represents the bidirectional encoder representation of the Transformers (BERT) model [44] for sentences, where $0 \leq \xi \leq 1$, $\xi = 1$ indicates the highest similarity between the two sentences, $\xi = 0$ implies no similarity between the two sentences.

B. Novel Metrics for Spectrum Sharing in High-Speed Mobile Vehicular Networks

Assuming the size of the text datasets is Υ , where each sentence S_i is represented as $S_i = [S_{i,1}, S_{i,2}, S_{i,3}, \dots, S_{i,l_i}, \dots, S_{i,l_i}]$, where l_i is the length of sentence S_i . The total text dataset size Υ is the sum of all sentences in the dataset, represented as $\Upsilon = \sum_{i=1}^{\Upsilon} S_i$. We assume the semantic information of sentence S_i is I_i . Therefore, the average semantic information for each sentence is $I = \sum_{i=1}^{\Upsilon} I_i p(S_i)$, where $p(S_i)$ represents the probability

of sentence S_i appearing in the text dataset. Similarly, the average length for each sentences is $L = \sum_{i=1}^{\Upsilon} l_i p(S_i)$.

The HSR in high-speed mobile vehicular networks on the wireless channel can be expressed as:

$$HSR = W \frac{I}{u_q L} \xi, \quad (13)$$

where u_q is the average number of semantic symbols used for each word, its unit is *semantic unit* (sut) [45], thus $u_q L$ is the semantic symbols of each sentence. $\frac{I}{u_q L}$ represents the semantic information contained in each semantic symbol. W is equivalent to the quantity of semantic symbols transmitted per second numerically. Since the way utilizing the channel bandwidth efficiently is that the bandwidth occupied by the number of semantic symbols transmitted per second is equal to the bandwidth. ξ represents the semantic similarity which depends on the number of semantic symbols u_q and the SINR. The unit of HSR is *suts/s*. we obtain a function describing ξ in terms of u_q and SINR by fitting and denoted as $\xi = \Psi(u_q, SINR[w])$ [45].

We observe that semantic similarity gradually increases with an increase in the number of semantic symbols and an improvement in signal-to-noise ratio. On the one hand, using words that encompass more detailed semantic information, making encoding and decoding more effective and resulting in greater semantic similarity. On the other hand, with higher SINR, semantic information will have less distortion when transmitted over wireless channels making the original semantic content better preserved during encoding and decoding, leading to increased semantic similarity. Therefore, the HSSE is expressed as:

$$HSSE = \frac{HSR}{W} = \frac{I}{u_q L} \xi. \quad (14)$$

Its unit is *suts/s/Hz*. This metric quantifies the efficiency of transmitting semantic information, measured in symbols, per unit of available bandwidth. It provides insights into how effectively the communication system utilizes the available frequency spectrum for semantic information transmission. The value of $\frac{I}{L}$ depends on the type of source [45]. For the source in this paper, it is a constant that does not affect resource optimization. Therefore, this term $\frac{I}{L}$ can be omitted during optimization.

C. Optimization Problem

In high-speed vehicular environments, the need for rapid and accurate transmission of semantic information to support various applications. On the one hand, maximizing HSSE in V2I links SSE_q^{VI} ensures the efficient utilization of available spectrum resources to transmit as much semantic data as possible within the allocated bandwidth. On the other hand, maximizing the SRS in V2V links $p_q^{VV}[w]$ ensures the accurate and prompt exchange of critical information, such as road conditions.

The problem of optimizing semantic-aware spectrum sharing in vehicular networks can be recognized as the maximization problem of HSSE in V2I links and SRS in V2V

links in the considered system under the constraints of channel allocation, transmission power and the number of transmitted semantic symbols. The problem can be expressed as:

$$P_0 : \max_{u_q} \sum_{w=1}^W HSSE_{q,w}^{VI} + \sum_{w=1}^W \sum_{q=1}^Q b_q[w] p_q^{VV}[w] \quad (15a)$$

$$s.t. b_q[w] \in \{0, 1\}, \forall q \in Q; \forall w \in W, \quad (15b)$$

$$\sum_{j=1}^W b_q[j] \leq 1, \quad (15c)$$

$$\sum_{i=1}^Q b_i[w] \leq 1, \quad (15d)$$

$$u_q \in \{0, 1, \dots, u_{q_{\max}}\}, \quad (15e)$$

$$\xi_q[w] \geq \xi_{th}. \quad (15f)$$

Constraints (15b), (15c) and (15d) represent the channel allocation. (15c) states that each V2V link can only share one of the V2I links, (15d) specifies that each V2I link can only be allocated to one V2V link, (15e) constrains the average number of semantic symbols for each word within a certain range, and (15f) constrains the minimum value of semantic similarity.

On the one hand, because of the high mobility of vehicles and the dynamic changes in network topology, the quality of network connectivity will be affected by multipath fading, signal interference, and channel attenuation. Additionally, V2V and V2I communications among vehicles require consideration of mutual interference between different communication links, adding complexity to the problem. Traditional methods and protocols often fail to meet communication requirements in such a highly dynamic environment.

On the other hand, optimization goals include maximizing the HSSE of V2I links and SRS in V2V communications. Balancing these two goals involves finding the optimal trade-off, and optimization problems typically need to be solved within limited time frames. As a result, we try to solve this optimal spectrum sharing problem using DRL.

Among various DRL algorithms, we choose the SAC DRL algorithm because SAC's enhanced exploration capability makes it easier to find better patterns under multimodal rewards [46], making it suitable for maximizing both HSSE and SRS in this paper.

In summary, we propose a spectrum sharing approach using SAC DRL called SSS, specifically designed for the challenges posed by high-speed mobile vehicular networks in a semantic-aware environment.

III. PROPOSED SSS ALGORITHM APPROACH

Our main goal is to devise an optimal spectrum sharing strategy based on SAC DRL. This strategy aims to maximize both the HSSE and SRS in V2V links. In the following sections, we will first formulate the SSS framework, outlining the states, actions, and rewards. We will then introduce the specifics of SSS algorithm.

A. SSS framework

The SSS framework is composed of states, actions, and rewards. Treating BS as an intelligent agent, it interacts with an unknown communication environment to gain experience. The training process is divided into multiple episodes, and each episode consists of several steps.

At the current step t , BS, acting as the intelligent agent, observes the current state $s_q(t)$. Using the policy π , the agent generates actions $a_q(t)$ based on the observed state $s_q(t)$ during each step. Then, the BS intelligent agent receives the current reward $r(t)$ and observes the transition from the current state $s_q(t)$ to the next state $s_q(t+1)$. Following this, we will have a detailed explanation of the components of the SSS framework, including states, actions, and rewards.

1) *State*: For the current time step t , the state of BS agent includes the channel gain of V2V link $h_{q,t}[w]$, the interference channel from other V2V transmitters $h_{q',t}[w]$, the interference channel from all V2I link transmitters to the V2V link receivers $h_{wq,t}[w]$ and the interference channel from V2V link transmitter to the BS $h_{qB,t}[w]$. These can be accurately estimated by BS agent in each step t . We assume that the broadcast delay from the BS to all vehicles is negligible. Consequently, the channel gains of these self-channels and interference channels are denoted as $H_q(t) = \{h_{q,t}[w], h_{q',t}[w], h_{wq,t}[w], h_{qB,t}[w]\}$.

To compute semantic similarity, it is also essential to include the SINR received on V2V receivers and V2I receivers, along with the number of semantic symbols. This can be expressed as $Z_q(t) = \{SINR_{w,t}^{VI}[w], SINR_{q,t}^{VV}[w], u_{w,t}^{VI}, u_{q,t}^{VV}\}$. Additionally, the state comprises the remaining V2V effective semantic information SD_q , the remaining time budget T_q , the value of the current training episode $e_q(t)$, and the parameters $\tau_q(t)$, which control the exploration strategy of the agent during training.

The components mentioned above collectively constitute the comprehensive state of the V2V agent. Therefore, the current state can be represented as:

$$s_q(t) = (H_q(t), Z_q(t), SD_q, T_q, e_q(t), \tau_q(t)). \quad (16)$$

2) *Action*: The key actions include channel selection for V2V links, transmission power control, and the selection of the length of semantic symbols u_q by the V2V transmitter vehicle in the shared V2I link. The agent's actions can be represented as a vector containing multiple elements. Specifically, it can be represented as shown in (17):

$$a_q(t) = (B_q(t), P_q(t), L_q(t)), \quad (17)$$

where $B_q(t)$ represents the channel selection, $P_q(t)$ represents the transmission power chosen by the V2V link transmitter vehicles, and $L_q(t)$ represents the length of semantic symbols chosen by the V2V transmitter vehicle in the shared V2I link. These actions' values are usually confined within the range $[-1, 0]$, which has been selected for efficient learning and convergence. Subsequently, these values undergo a linear mapping process to obtain actual parameters or lengths. Defining this action space enables flexible decision-making in semantically-aware spectrum sharing within high-speed

mobile IoV environments, aiming to maximize the HSSE and SRS over V2V links.

3) *Reward*: The reward has a dual objective. Maximizing the semantic spectral efficiency of V2I is crucial for enhancing communication performance, especially for supporting high data rate entertainment services in mobile applications and ensuring a more efficient and reliable communication network. The reward for this aspect is expressed as:

$$r_1(t) = \sum_{w=1}^W HSSE_{q,w}^{VI}(t). \quad (18)$$

Additionally, we aim to increase SRS in V2V links, ensuring timely transmission of semantic information, thus allowing the V2V links to handle reliable periodic safety information. The success probability of delivering effective semantic payloads within the time budget T_q can be defined as the probability that, within the given time frame, the cumulative semantic payload successfully exceeds a threshold defined by $\frac{SD_q}{T_q}$.

If there are remaining payloads, the reward is HSR of the V2V link; otherwise, if all payloads SD_q have been delivered, the reward is fixed at a constant ϖ , which is selected to be greater than or equal to the maximum cumulative sum of individual link rates in the V2V network. Thus, the reward for the second part is:

$$r_2(t) = \begin{cases} \sum_{w=1}^W b_{q,w}(t) HSR_{q,w}(t), & \text{if } SD_q \geq 0 \\ \varpi, & \text{otherwise} \end{cases} \quad (19)$$

Based on (18) and (19), the overall reward can be expressed as:

$$r(t) = \lambda r_1(t) + (1 - \lambda) r_2(t), \quad (20)$$

where weighting factor λ adjusts the trade-off between optimizing the two reward components. A larger λ value emphasizes maximizing V2I HSSE, while a smaller λ value prioritizes SRS in V2V links.

Thus the expected long-term discounted reward under policy $\pi(a_q(t)|s_q(t))$ is calculated as:

$$J(\pi(a_q(t)|s_q(t))) = \mathbb{E} \left[\sum_{t=0}^T \gamma^{t-1} r(t) + \varepsilon H(\pi(\cdot|s_q(t))) \right], \quad (21)$$

where γ is the discount factor, weighing the importance of future rewards. $H(\pi(\cdot|s_q(t))) = [\log \pi(\cdot|s_q(t))]$ represents the entropy of the policy $\pi(a_q(t)|s_q(t))$ at state $s_q(t)$. ε represents the balancing weight between exploring feasible policies and maximizing rewards which can be dynamically adjusted based on the state. The optimal ε^* at state $s_q(t)$ is denoted as:

$$\varepsilon^* = \arg \min_{\alpha} \mathbb{E} [-a_q(t) \log \pi^*(a_q(t)|s_q(t)) - \varepsilon H], \quad (22)$$

where $\pi^*(a_q(t)|s_q(t))$ is the optimal policy that maximizes the expected long-term discounted rewards under $s_q(t)$ and $a_q(t)$. H is the expected policy entropy.

B. SSS Algorithm

We will describe the training phase to obtain the optimal policy and then introduce the testing phase to evaluate the performance under the selected optimal policy with the trained model.

SAC comprises five key neural networks: a policy network, two soft Q networks, and two target soft Q networks. The soft Q networks and target soft Q networks are used to compute the corresponding Q value and target Q value, respectively. The policy network aims to maximize the Q value and obtain the optimal policy $\pi^*(a_q(t)|s_q(t))$ by generating the probability distribution of actions given a state.

It is assumed that the parameters of the policy network are represented by ρ , while the parameters of the two soft Q networks are denoted as θ_1 and θ_2 , respectively. Additionally, the parameters of the two target soft Q networks are represented by $\bar{\theta}_1$ and $\bar{\theta}_2$. The replay buffer, denoted as R , plays a crucial role in SAC algorithm by storing past experiences. This enables the algorithm to randomly sample and learn from previous transitions, promoting stable and efficient training.

The SSS algorithm regarding the training phase is illustrated in Algorithm 1 and is described in detail as follows.

1) *Training stage*: Firstly, the parameters ρ , θ_1 , and θ_2 , along with the weight parameters ε and the discounted factor γ , are randomly initialized. Set $\bar{\theta}_1$ and $\bar{\theta}_2$ equal to θ_1 and θ_2 , respectively. Initialize the mobile vehicle network in the urban environment, specifying the number and positions of vehicles, as well as the values for fast and slow channel fading.

The algorithm conducts *episode_max* training episodes. In the first episode, the exploration rate is reduced for the initial 80% of the training and then maintained at a constant level. Additionally, it is necessary to initialize the positions of vehicles in the city's vehicular mobility environment and update the environment every 20 episodes. Vehicle movement in the environment is simulated by updating their positions and directions, with movement possible in four directions: up, down, left, and right. When a vehicle moves up or down, its position is adjusted according to the positions of the left and right lanes. Near an intersection, there is a 40% chance it will change direction to the left if it will pass through the intersection next time step. Similarly, if the vehicle moves right or left, its position is adjusted based on the positions of the upper and lower lanes. Near an intersection, there is a 40% chance it will change direction to up if it will pass through the intersection next time step. For keeping the same number of vehicles in the considered scenarios, we assume that when a vehicle crosses the environment boundary, its position is adjusted to the opposite edge.

The update of slow fading includes path loss and shadow fading.

a) *Path Loss*: Calculate the horizontal, vertical distances, and the Euclidean distance between V2V and V2I, denoted as d_{hor}^j , d_{ver}^j , and d^j , respectively, where $j = \{\text{V2V}, \text{V2I}\}$. In the following expressions, we simplify by omitting the subscripts and referring as d_{hor} , d_{ver} , and d , respectively. The path loss is determined using the line-of-sight (LOS) path loss model if $\min(d_{\text{hor}}, d_{\text{ver}}) < 7$; otherwise, the non-line-of-sight (NLOS)

Algorithm 1: The SSS training phase solving P_0

Input: $\rho, \theta_1, \theta_2, \bar{\theta}_1, \bar{\theta}_2, \varepsilon$
Output: the optimal policy parameter ρ^*
 Randomly initialize the $\rho, \theta_1, \theta_2, \varepsilon$;
 Initialize parameters $\bar{\theta}_1 = \theta_1, \bar{\theta}_2 = \theta_2$;
 Initialize replay experience buffer R ;
for *episode* from 1 to *episode_max* **do do**
 Adjust Exploration Rate;
 Update the environment every 20 episodes;
 Receive observation state $s_q(t)$;
 for *t_step* from 1 to T_{\max} **do do**
 if *i_step* > *explore_steps* **then**
 Generate the action $a_q(t)$ with state $s_q(t)$;
 else
 Generate the action $a_q(t)$ randomly;
 Take action $a_q(t)$: Obtain rewards $r(t)$ and new state $s_q(t+1)$;
 Store tuple $(s_q(t), a_q(t), r(t), s_q(t+1))$ in replay buffer R ;
 if *replay buffer* $R \geq$ *threshold* **then**
 Randomly sample a batch of bs experiences from the replay buffer R ;
 Normalize the reward $r(t)$ according to (25);
 Update entropy parameter ε ;
 Calculate the loss to update Q networks according to (29) and (30);
 Update the parameter θ_1 and θ_2 of the Q networks based on (31) and (32);
 Calculate the loss to update policy network according to (33);
 Update the parameters ρ of the policy network based on (34);
 if *iteration* > *iteration_threshold* **then**
 Update the parameters $\bar{\theta}_1$ and $\bar{\theta}_2$ of the target Q networks based on (35) and (36);

path loss model is utilized if $\min(d_{\text{hor}}, d_{\text{ver}}) \geq 7$. Hence, the path loss model is formulated as:

$$\text{path_loss} = \begin{cases} PL_{\text{Los}}(d) & , \text{if } \min(d_{\text{hor}}, d_{\text{ver}}) < 7 \\ PL_{\text{NLos}}(d_{\text{hor}}, d_{\text{ver}}) & , \text{otherwise} \end{cases} \quad (23)$$

b) *Shadowing*: The update of shadow fading is given by:

$$\text{sha}_{\text{new}} = \exp\left(-\frac{\Delta d}{d_{\text{dec}}}\right) \cdot \text{sha}_{\text{old}} + \sqrt{1 - \exp\left(-2 \cdot \frac{\Delta d}{d_{\text{dec}}}\right)} \cdot X, \quad (24)$$

where sha_{new} and sha_{old} is the shadow fading at the new and old position, respectively. $X \sim N(0, 3^2)$, Δd represents the distance between paths. d_{dec} is the decorrelation distance used to describe the correlation of shadow fading.

c) *Fast fading*: We represent the variations in channel gains using complex numbers drawn from a normal distribution with a mean of 0 and a standard deviation of 1.

Next, initialize the size of the semantic data packets to be transmitted, the specified transmission time, and the link.

The algorithm iterates for T_{\max} steps. At $t = 0$, $s_q(0)$ is obtained using (16) and then is input into the policy network. In the early stages of training, actions are randomly sampled from $U(-1, 1)$ to explore the environment without relying on the policy network output. Later, actions are determined by the mean and variance output of the policy network. The action distribution follows a multidimensional Gaussian distribution and is scaled within $(-1, 1)$. Then, based on the action distribution $\pi_{\rho}(a_q(0)|s_q(0))$ with mean $\mu_{\rho}(0)$ and variance $\sigma_{\rho}(0)$, actions are sampled. The BS agent takes action $a_q(0)$ and receives a reward $r(0)$ following (20). Subsequently, the tuple $(s_q(0), a_q(0), r(0), s_q(1))$ is stored in the replay buffer to complete the iteration for $t = 0$. This process can be iteratively repeated. The algorithm progresses to the next step at $t = 1$. Here, the state transition moves from $s_q(0)$ to $s_q(1)$. When the step count reaches the maximum value T_{\max} , the episode counter is incremented by 1. If the number of samples in the experience replay buffer reaches a threshold, training is performed. The detailed update process is as follows.

Randomly select a batch of bs tuples from the replay buffer. Input the current state $s_q(i)$ and the next state $s_q(i+1)$ into the policy network, one can obtain the current action $a_q(i)$, log probabilities of actions $\log(\pi_{\rho}(a_q(i)|s_q(i)))$ with its mean and log standard deviation, the next time step actions $a_q(i+1)$ and the log probabilities of the next time step actions $\log(\pi_{\rho}(a_q(i+1)|s_q(i+1)))$. The actions a_q^{bs} in a batch bs are normalized using the following formula:

$$a_q^{bs} = rs \cdot \frac{a_q^{bs} - \mu(a_q^{bs})}{\sigma(a_q^{bs}) + 1e-6}, \quad (25)$$

where rs is the scaling parameter for normalization. $\mu(a_q^{bs})$ and $\sigma(a_q^{bs})$ are the mean and the standard deviation of the actions respectively. The loss can be expressed as:

$$\nabla_{\log(\varepsilon)} J = -\log(\varepsilon) (o_{te} + \log(\pi(a_q(i)|s_q(i)))) , \quad (26)$$

where o_{te} is the hyperparameter that controls the degree of policy exploration. Then, ε is adapted, the value of the new entropy parameter is expressed as:

$$\varepsilon = \exp(\log(\varepsilon) + \varepsilon_{\text{optimizer}} \cdot \nabla_{\log(\varepsilon)} J) . \quad (27)$$

Inputting the next state $s_q(i+1)$ and the next action $a_q(i+1)$ into two target Q networks to calculate two target Q values $Q_{\text{target_net1}}(s_q(i+1), a_q(i+1))$ and $Q_{\text{target_net2}}(s_q(i+1), a_q(i+1))$, the smaller of the two values is used as $q_{\text{tar_min}}$. Utilizing the Bellman equation to calculate q_{target} , the formula is expressed as:

$$q_{\text{target}} = r(i) + \eta \cdot q_{\text{tar_min}}, \quad (28)$$

where η is the discount factor.

The current state $s_q(i)$ and action $a_q(i)$ are input into two Q networks to compute the predicted values q_{net1} and q_{net2} . The mean square error (MSE) is calculated between the predicted

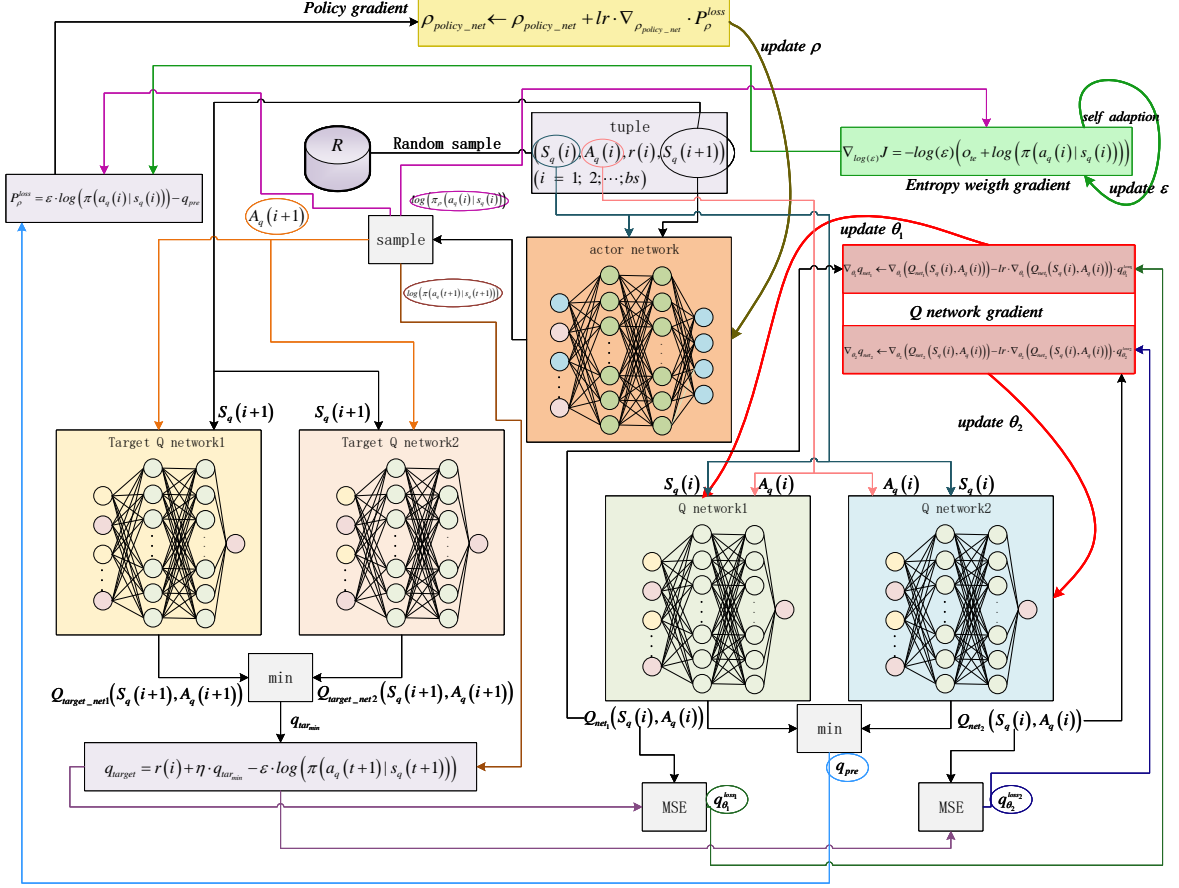


Fig. 3. The process to update the parameters of networks

values and their corresponding target values q_{target} , yielding $q_{\theta_1}^{loss_1}$ and $q_{\theta_2}^{loss_2}$, which can be expressed as:

$$q_{loss_1} = (Q_{net_1}(s_q(i), a_q(i)) - q_{target})^2. \quad (29)$$

$$q_{loss_2} = (Q_{net_2}(s_q(i), a_q(i)) - q_{target})^2. \quad (30)$$

The Q network parameters θ_1 and θ_2 are updated using gradient descent (GD) to minimize q_{loss_1} and q_{loss_2} , which can be expressed as:

$$\nabla_{\theta_1} q_{net_1} \leftarrow \nabla_{\theta_1} (q_{net_1}) - lr \cdot \nabla_{\theta_1} (q_{net_1}) \cdot q_{\theta_1}^{loss_1}, \quad (31)$$

$$\nabla_{\theta_2} q_{net_2} \leftarrow \nabla_{\theta_2} (q_{net_2}) - lr \cdot \nabla_{\theta_2} (q_{net_2}) \cdot q_{\theta_2}^{loss_2}, \quad (32)$$

where lr is the learning rate. The smaller of the predicted Q values q_{net_1} and q_{net_2} is chosen as q_{pre} . The policy is encouraged to generate actions with higher expected Q values by minimizing the cross-entropy loss P_{ρ}^{loss} between the policy probability and the expected Q values. It is expressed as:

$$P_{\rho}^{loss} = \varepsilon \cdot \log(\pi(a_q(i)|s_q(i))) - q_{pre}. \quad (33)$$

The policy network parameters ρ are updated using GD to maximize the expected Q values. The formula is expressed as:

$$\rho_{policy_net} \leftarrow \rho_{policy_net} + lr \cdot \nabla_{\rho_{policy_net}} \cdot P_{\rho}^{loss}. \quad (34)$$

Thus, we obtain three new parameters: the policy network parameter ρ , the soft Q networks parameters θ_1 and θ_2 as well as the weight parameters ε . The update process for the current iteration is now complete. The process to update the parameters of the two Q value networks and policy network is shown in Fig. 3. Then, move on to the next iteration, repeating this process until the iteration threshold is reached. Perform a soft update to update the parameters $\bar{\theta}_1$ and $\bar{\theta}_2$ of the two target Q networks. This process can be expressed as:

$$\bar{\theta}_1 \leftarrow (1 - \tau) \cdot \bar{\theta}_1 + \tau \cdot \theta_1, \quad (35)$$

$$\bar{\theta}_2 \leftarrow (1 - \tau) \cdot \bar{\theta}_2 + \tau \cdot \theta_2, \quad (36)$$

τ is the soft update parameter, a fraction between 0 and 1 that controls the update speed of the target Q network parameters. So, the above four parameters and two target networks $\bar{\theta}_1$ and $\bar{\theta}_2$ are updated to their latest values. Then, the process continues to the next episode until $episode_max$ episodes are completed, obtaining the optimal parameters for the policy network ρ^* .

2) *Testing stage*: During the testing phase, the first step involves loading a pre-trained SSS model, which is then utilized to execute tests and derive the optimal policy $\pi^*(a_q(t)|s_q(t))$ using optimized parameters ρ^* . Similar to the training process, the initialization of the environment is required. During the

Algorithm 2: The SSS testing phase

Input: ρ^*
Output: the optimal channel allocation
transmission power
the number of transmitted semantic symbols

Initialize environment parameters;
for $episode$ from 1 to $episode_test$ **do do**
 Receive observation state $s_q(t)$;
 for t_step from 1 to T_{max} **do do**
 Generate the action $a_q(t)$ according to the
 optimal policy $\pi^*(a_q(t) | s_q(t))$;
 Generate the responding rewards $r(t)$
 according to action $a_q(t)$;
 Obtain new state $s_q(t+1)$;

testing phase, a loop is executed $episode_test$ times to obtain the optimal channel allocation, transmission power, and the number of transmitted semantic symbols. Performance metrics, such as HSSE and SRS in V2V links, are computed and recorded. The pseudo-code for the testing phase is provided in Algorithm 2.

IV. SIMULATION RESULTS

In this section, We have evaluated the performance of the proposed SSS algorithm.

A. Simulation Settings and Dataset

We simulate a cellular-based vehicle communication network in an urban scenario shown in Fig. 1 using Python 3.7 as the simulation tool, V2V and V2I communications adhere to an architecture with parameters set according to Annex A of 3GPP TR 36.885 [47]. The vehicle movement is modeled using a spatial Poisson process, and vehicle positions are updated every 100 ms in the simulation. In urban settings, vehicles change their travel directions at intersections based on the following probability distribution: straight (50%), left turn (25%), and right turn (25%). Each road consists of two lanes, totaling four lanes, with a lane width of 3.5 meters. The distance between adjacent intersections d_{adj} is 433 meters. Throughout the simulation, all lanes maintain uniform vehicle density and speed, traveling at a constant speed of 36 kilometers per hour. The minimum dimensions of the simulated area are 1299 meters by 750 meters. Detailed parameter settings are listed in Table I.

The dataset selected for extracting semantic information from text is the European Parliament dataset [48], consisting of approximately 2.0 million sentences and 53 million words. The dataset is pre-processed, and sentence lengths are adjusted to range from 1 to 20 words. The first 90% of the dataset is used for training, and the remaining 10% is for testing. The communication system for semantic information extraction illustrated in the Fig. 2. The semantic encoding utilizes a three-layer Transformer model with 128 units and 8 attention heads in each layer. The channel encoding includes a Dense layer with 256 units, followed by a reshape layer to convert it

TABLE I
PARAMETERS OF SYSTEM MODEL

Parameter	Value
Numbers of V2V links	4
Numbers of V2I links	4
Numbers of road lanes	4
Road lane width	3.5m
d_{adj}	433m
Simulated area	$1299 \times 750m^2$
Absolute vehicle speed	36km/h
Carrier frequency $f_{carrier}$	2GHz
Height of the BS h_{BS}	25m
Height of vehicle $h_{vehicle}$	1.5m
V2V decorrelation distance	10
V2I decorrelation distance	50
Position of the BS P_{BS}	(525.5, 649.5)
V2V deviation of shadowing	3dB
V2I deviation of shadowing	8dB
V2I transmit power	23dBm
V2V transmit power	$[-100, 5, 10, 23]dBm$
Noise power σ^2	-114 dBm
Transform factor u_q	20
V2V semantic demand size	$[1, 2, \dots] \times \frac{1060}{u_q} suts$

into 16 units appropriate for the channel. The reshape layer, implemented as a dense layer, is then reshaped back to 256 units. The channel decoding comprises a Dense layer with 128 units, and the semantic decoding employs a three-layer Transformer decoder with 128 units and 8 attention heads in each layer. EAll activation functions for the layers except those in the semantic encoding and decoding layers (which are linear) and the output prediction layer (which is Softmax) are ReLU. The input and output ends are both equipped with a MI estimation model, comprising three Dense layers with 256, 256, and 1 units, respectively, to output the MI result.

The power control options are limited to four power levels: $[-100, 5, 10, 23]$, dBm. It's important to note that selecting -100 , dBm effectively results in zero V2V transmission power. Therefore, the action space dimensionality is $4 \times M \times 2$, where each action represents the power, selected spectrum subband, and the length of semantic symbols chosen for the V2V link over this V2I and shared V2I link.

The settings for SAC parameters are shown in Table II.

TABLE II
PARAMETERS OF SAC.

Parameter	Value
learning rate for Q network $soft_q_lr$	$3e-4$
learning rate for policy network $policy_lr$	$3e-4$
learning rate for ε_lr	$3e-4$
Replay buffer capacity	1e6
hidden layers Dimensionality	256
Reward discount factor γ	0.99
Rewards scaling factor rs	10
soft update parameter τ	0.01

B. Performance Evaluation

To evaluate the performance of our proposed SSS algorithm denoting it as SAC_with_sc . We use HSSE in V2I link and

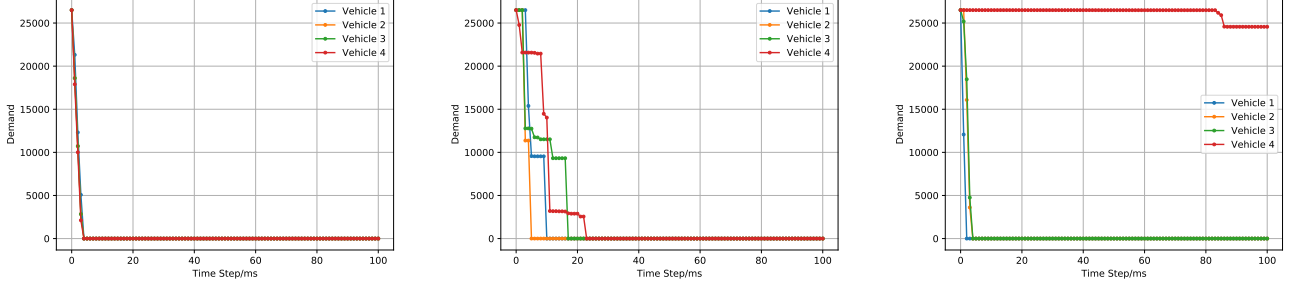


Fig. 4. The remaining demand of different algorithms. (a) SSS; (b) *ddqn_without_sc*; (c) *rand_without_sc*.

SRS in V2V links as performance metrics. We compare our algorithm with the following baseline methods:

- Semantic-aware Spectrum Sharing Algorithm based on deep deterministic policy gradient (DDPG) DRL: This baseline utilizes a DDPG DRL algorithm for spectrum sharing considering semantic data. In our comparisons, it is referred to as *ddpg_with_sc*.
- Bits Spectrum Sharing Algorithm based on SAC DRL: In this baseline, actions involve selecting V2V links and determining the transmission power for the selected link, without considering the selection of semantic symbol lengths for each vehicle. We denote the baseline as *SAC_without_sc*.
- Bits Spectrum Sharing Algorithm based on DDQN DRL: Similar to the second baseline, the difference lies in the utilization of DDQN DRL. We denote the baseline as *ddqn_without_sc*.
- Bits Spectrum Sharing Algorithm based on Random selection: At each time step, BS acting as agents randomly selects shared V2V links and transmission power for the selected link. We denote the baseline as *rand_without_sc*.

In traditional communication, semantic information is transmitted using bits rather than symbols explicitly designed for semantics. While each bit can be loosely considered a semantic symbol, it generally carries less semantic information compared to symbols used in semantic transmission methods like DeepSC. The equivalent HSSE can be expressed as [35], similar to equation (14) :

$$HSSE' = R_{q,w} \frac{I}{u_q L} \xi, \quad (37)$$

where u_q is defined as the transform factor, similar to equation (14), with units in bits/word. For example, if a word consists of 5 letters and ASCII code is used for encoding, then u_q is 40 bits/word. We assume that $\xi_i = 1$, indicating no bit errors in conventional communications.

Fig. 4 illustrates the performance of three algorithms over time, measured in milliseconds (ms). The demand represents the successfully delivered payload by each algorithm. Here, semantic information has been converted to bits using a transforming factor u_q , resulting in a payload size of 25×1060 bits. We observe that our proposed SSS algorithm and the *ddqn_without_sc* successfully deliver the effective payload.

In contrast, the *rand_without_sc* fails to achieve this in the Fig. 4(c), due to its lack of a learning mechanism to dynamically adjust decisions based on the environment and tasks. Furthermore, the *ddqn_without_sc* exhibits a noticeably slower descent rate compared to our proposed SSS algorithm. The successful payload delivery time varies for each vehicle in the *ddqn_without_sc*, as seen in the Fig. 4(a) and Fig. 4(b). Our SSS algorithm achieves effective delivery of semantic information in less than 5 milliseconds. This success can be attributed to delivering semantic information containing more valuable data compared to traditional equal-bit information. Secondly, the SSS method effectively utilizes semantic information, enabling more precise spectrum sharing. Consequently, each vehicle's payload can rapidly descend and successfully complete delivery.

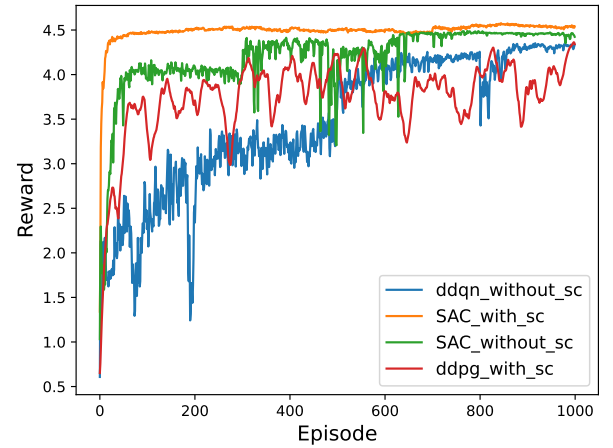


Fig. 5. Training rewards across different spectrum sharing algorithms

Fig. 5 illustrates the reward evolution throughout the training process for both conventional reinforcement learning algorithms and our proposed SSS algorithm. We can see that SSS algorithm exhibits greater stability in the task of semantic-aware spectrum sharing. In the early stages of training, our algorithm experiences a increase in rewards, maintaining stability in the later stages. In comparison, *SAC_without_sc* shows relatively stable rewards compared to the other two algorithms. However, it still lags behind our SSS algorithm. This is attributed to the traditional approach lacking semantic awareness of the environment, and its action selection has limitations, resulting in limited information during decision-

making. In *ddpg_with_sc*, the reward variability is unstable. DDPG exhibits reward instability in complex semantic perception tasks due to the absence of the exploration-exploitation balance inherent in the SAC algorithm. The rapid changes in semantic information in a highly dynamic vehicular network environment also contributes to the observed instability in rewards across different training phases. In contrast, *ddqn_without_sc* exhibits a comparatively gradual increase in rewards.

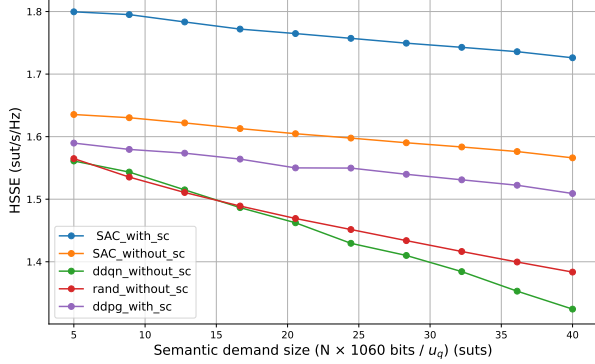


Fig. 6. The HSSE versus semantic demand size

Fig. 6 shows how average HSSE varies with increasing semantic demand size. The transform factor u_q is set to 20, corresponding to V2V semantic demand sizes ranging from $[1, 2, \dots] \times 530$ suts, with a transmission power of 23 dBm for the V2I link transmitter. A consistent trend is observed: HSSE decreases with an increase in demand size, regardless of the algorithm used. Two main factors contribute to this trend. Firstly, Longer transmission times due to increased semantic demand sizes lead to prolonged interference of V2V links with V2I, resulting in reduced HSSE. Secondly, the increase in semantic demand sizes signifies a greater need for semantic information. Our SSS algorithm demonstrates notably higher HSSE and transmitting semantic information rather than bits. Semantic information conveys more meaningful and user-oriented data, enabling our SSS algorithm to more effectively handle the transmission of semantic demand sizes, thereby reducing interference from V2V links to V2I links and enhancing HSSE. Furthermore, transmitting semantic information contains richer information than transmitting traditional bits at the same HSSE. Notably, *rand_without_sc* performs the worst among the three traditional spectrum sharing algorithms when the semantic payload size is less than 20×530 suts. Surprisingly, in cases where the semantic payload significantly exceeds 20×530 , *rand_without_sc* outperforms *ddqn_without_sc*. This is because in high-speed mobile IoV environments, *rand_without_sc* exhibits a degree of flexibility, adapting better to dynamic environmental changes, while the *ddqn_without_sc* may require more time to adapt to such variations.

Fig. 7 shows the relationship between semantic demand size and SRS. We still set the transform factor u_q as 20 and the transmission power of the V2I link transmitter as 23 dBm. As semantic demand sizes increase, SRS decreases accordingly. This reduction is due to the growing demand size, which in-

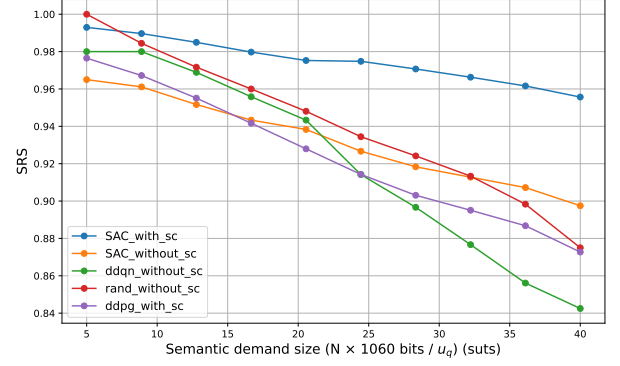


Fig. 7. SRS versus semantic demand size

creases the need for semantic information transmission within a unit of time, resulting in a decline in the SRS. Our SSS method outperforms the other four algorithms, exhibiting a slower decline. This advantage arises from our algorithm's use of compressed semantic information rather than traditional bits. Due to the relatively smaller size of semantic information, it occupies fewer resources, enabling the maintenance of a higher V2V SRS. Beyond a semantic payload of 20×530 suts, the V2V transmission probability significantly decreases for *ddqn_without_sc*. This is because *ddqn_without_sc* struggles to effectively adapt to the dynamic and fast-paced environment of vehicular networks when dealing with a large amount of semantic payload. With increasing semantic payload, traditional bits transmission methods may lead to a sharp decline in transmission efficiency. With small semantic payloads, *rand_without_sc* performs well, possibly due to its higher randomness. However, as the semantic demand size increases, our proposed algorithm demonstrates more stable and superior performance. This is attributed to the compression and transmission of semantic information, allowing our algorithm to more efficiently utilize limited spectrum resources and consequently improve the SRS.

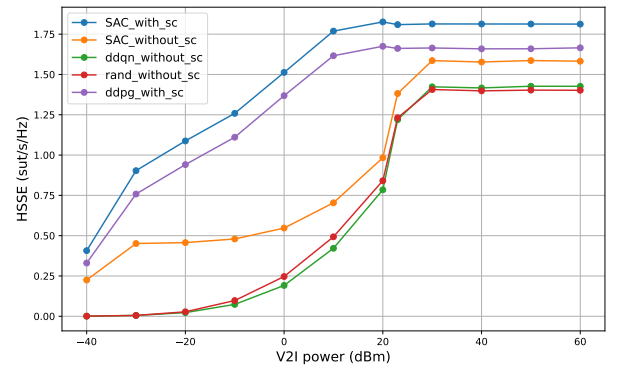


Fig. 8. The HSSE versus V2I power

Fig. 8 shows the relationship between V2I link transmitter power and HSSE. We set the transform factor u_q as 20 and the semantic demand size as 25×530 suts. Overall, as V2I power increases, average HSSE first rises and then stabilizes, indicating an upper limit to average HSSE with increasing V2I power. With higher transmission power, the V2I link can more effec-

tively transmit semantic payloads, thereby enhancing HSSE. However, as power gradually increases, the transmission of semantic information becomes fixed, reaching a constant value after completing semantic information transmission. Our proposed algorithm consistently achieves higher HSSE across the entire power range compared to *ddqn_without_sc*, *rand_without_sc*, and *SAC_without_sc*, which transmit bits. Algorithms transmitting semantic information achieve higher HSSE. At low power, traditional algorithms exhibit a faster growth trend than algorithms transmitting semantic information. This is because traditional algorithms, focusing solely on the transmission of information rather than handling more complex semantic payloads, experience a rapid but still lower increase compared to our proposed algorithm.

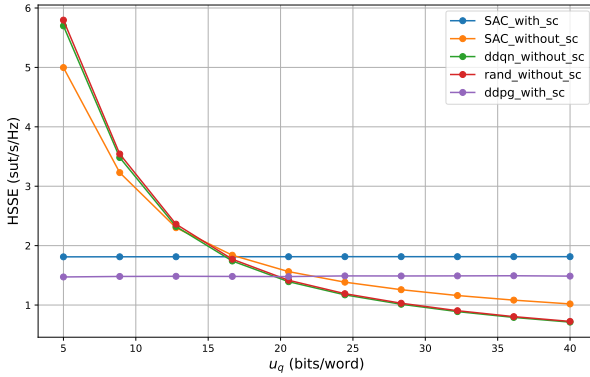


Fig. 9. The HSSE versus transform factor u_q

Fig. 9 shows the relationship between u_q and semantic spectrum efficiency. We set the semantic demand size as 25×530 suts and the transmission power of the V2I link transmitter to be 23 dBm. As u_q changes, the HSSE of our proposed algorithm and *ddpg_with_sc* remains constant. This is because the system transmitting semantic information is independent of the transforming factor. Due to our definition of HSSE for traditional communication systems (according to (37), which is the ratio of the transmission rate $R_{q,w}$ to the transforming factor u_q), traditional algorithms *ddqn_without_sc*, *rand_without_sc*, and *SAC_without_sc* gradually decrease as u_q increases. Specifically, when u_q is less than 17 bits/word, indicating a word encoding of less than 17 bits, our proposed algorithm performs better than traditional algorithms. This suggests that the choice of source coding scheme is crucial for traditional communication systems to achieve good performance through semantic information transmission. The primary advantage of using semantic information lies in its deeper understanding, beyond conventional bits. Semantic communication systems can more effectively compress information, achieving higher efficiency with the same spectrum resources. Therefore, despite traditional algorithms potentially demonstrating higher performance under certain conditions, semantic communication systems remain a more advanced and efficient choice.

Fig. 10 shows the relationship between the number of vehicles and HSSE, indicating an overall increase with the growth of vehicle count. In the early stages, there is a rapid growth, followed by a slower increase. In the later

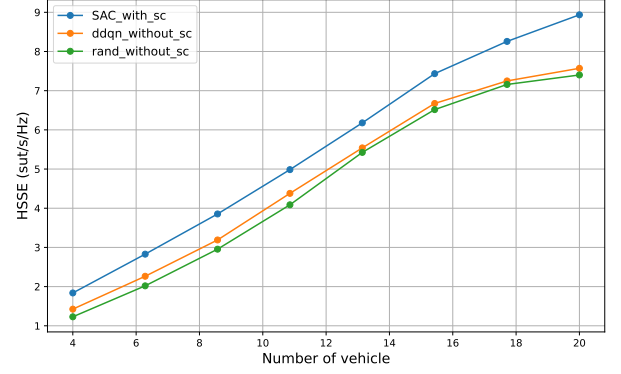


Fig. 10. The HSSE versus vehicular number

stages, ultimately stabilizing. Our proposed algorithm outperforms *ddqn_without_sc* and *rand_without_sc*. This is because our algorithm transmits semantic information, allowing flexible adaptation to diverse semantic requirements and enhancing HSSE. Additionally, the SAC reinforcement learning algorithm continuously improves decision quality by accumulating experience, adapting to complex communication environments. Initially, as the number of vehicles increases, the system experiences improved communication efficiency. However, continued growth saturates system resources, leading to competition and conflicts among communication demands. This phenomenon could be attributed to potential bottlenecks in communication resources and spectrum availability, limiting the system's ability to maintain the same rate of performance improvement in large-scale scenarios.

V. CONCLUSION

In this paper, we introduced semantic information into high-speed mobile IoV environments, proposing the SSS scheme that utilizes the SAC DRL algorithm to maximize HSSE and the success probability of transmitting semantic data payloads. Simulation results illustrated the superior performance of the SSS algorithm to baseline spectrum sharing methods. The main conclusions are as follows:

- HSSE initially increases and stabilizes with the growth of V2I link transmission power or the number of vehicles but decreases with increasing semantic demand sizes.
- The success probability of transmitting effective semantic data payloads decreases with the increase in semantic demand.
- When u_q is less than 17 bits/word, indicating the need to transmit an average word length exceeding 17 bits in traditional communication systems, our semantic information transmission outperforms traditional bit-based systems. This highlights the importance of source coding schemes and the flexibility and efficiency of our proposed algorithm.

REFERENCES

- [1] W. He, H. Li, X. Zhi, X. Li, J. Zhang, Q. Hou, and Y. Li, "Overview of V2V and V2I Wireless Communication for Cooperative Vehicle Infrastructure Systems," in *2019 IEEE 4th Advanced Information Technology, Electronic and Automation Control Conference (IAEAC)*, Conference Proceedings, pp. 127–134.

- [2] Q. Wu, W. Wang, P. Fan, Q. Fan, J. Wang, and K. B. Letaief, "Ullc-
aware resource allocation for heterogeneous vehicular edge computing," *IEEE Transactions on Vehicular Technology*, pp. 1–16, 2024.
- [3] B. Ji, X. Zhang, S. Mumtaz, C. Han, C. Li, H. Wen, and D. Wang, "Survey on the internet of vehicles: Network architectures and applications," *IEEE Communications Standards Magazine*, vol. 4, no. 1, pp. 34–41, 2020.
- [4] U. A. Mughal, J. Xiao, I. Ahmad, and K. Chang, "Cooperative resource management for c-v2i communications in a dense urban environment," *Vehicular Communications*, vol. 26, p. 100282, 2020.
- [5] Y. Zhang, Y. Zhou, S. Zhang, G. Gui, B. Adebisi, H. Gacanin, and d. H. Sari, "An efficient caching and offloading resource allocation strategy in vehicular social networks," *IEEE Transactions on Vehicular Technology*, vol. 73, no. 4, pp. 5690–5703, 2024.
- [6] X. Li, L. Ma, Y. Xu, and R. Shankaran, "Resource allocation for d2d-based v2x communication with imperfect csi," *IEEE Internet of Things Journal*, vol. 7, no. 4, pp. 3545–3558, 2020.
- [7] Q. Wu, S. Wang, H. Ge, P. Fan, Q. Fan, and K. B. Letaief, "Delay-sensitive task offloading in vehicular fog computing-assisted platoons," *IEEE Transactions on Network and Service Management*, vol. 21, no. 2, pp. 2012–2026, 2024.
- [8] M. Noor-A-Rahim, Z. Liu, H. Lee, G. M. N. Ali, D. Pesch, and P. Xiao, "A survey on resource allocation in vehicular networks," *IEEE transactions on intelligent transportation systems*, vol. 23, no. 2, pp. 701–721, 2020.
- [9] Y. Zhang, N. Cheng, Y. Dai, Z. Yin, W. Quan, Y. Zhou, and N. Zhang, "Resource scheduling for embb and urllc multiplexing in noma-based vanets: A dual time-scale approach," *IEEE Transactions on Vehicular Technology*, pp. 1–14, 2023.
- [10] Q. Wu, Y. Zhao, Q. Fan, P. Fan, J. Wang, and C. Zhang, "Mobility-aware cooperative caching in vehicular edge computing based on asynchronous federated and deep reinforcement learning," *IEEE Journal of Selected Topics in Signal Processing*, vol. 17, no. 1, pp. 66–81, 2023.
- [11] N. Cheng, F. Lyu, W. Quan, C. Zhou, H. He, W. Shi, and X. Shen, "Space/aerial-assisted computing offloading for iot applications: A learning-based approach," *IEEE Journal on Selected Areas in Communications*, vol. 37, no. 5, pp. 1117–1129, 2019.
- [12] Q. Wu, W. Wang, P. Fan, Q. Fan, H. Zhu, and K. B. Letaief, "Cooperative edge caching based on elastic federated and multi-agent deep reinforcement learning in next-generation networks," *IEEE Transactions on Network and Service Management*, pp. 1–1, 2024.
- [13] X. Luo, H. H. Chen, and Q. Guo, "Semantic communications: Overview, open issues, and future research directions," *IEEE Wireless Communications*, vol. 29, no. 1, pp. 210–219, 2022.
- [14] Y. Liu, Y. Wang, and G. Chang, "Efficient privacy-preserving dual authentication and key agreement scheme for secure v2v communications in an iov paradigm," *IEEE Transactions on Intelligent Transportation Systems*, vol. 18, no. 10, pp. 2740–2749, 2017.
- [15] Q. Wu, Y. Zhao, Q. Fan, P. Fan, J. Wang, and C. Zhang, "Mobility-aware cooperative caching in vehicular edge computing based on asynchronous federated and deep reinforcement learning," *IEEE Journal of Selected Topics in Signal Processing*, vol. 17, no. 1, pp. 66–81, 2023.
- [16] Z. Qin, X. Tao, J. Lu, W. Tong, and G. Y. Li, "Semantic communications: Principles and challenges," p. arXiv:2201.01389, December 01, 2021.
- [17] R. Fantacci and B. Picano, "Multi-user semantic communications system with spectrum scarcity," *Journal of Communications and Information Networks*, vol. 7, no. 4, pp. 375–382, 2022.
- [18] S. Iyer, R. Khanai, D. Torse, R. J. Pandya, K. M. Rabie, K. Pai, W. U. Khan, and Z. Fadlullah, "A survey on semantic communications for intelligent wireless networks," *Wireless Personal Communications*, vol. 129, no. 1, pp. 569–611, 2023.
- [19] W. Yang, Z. Q. Liew, W. Y. B. Lim, Z. Xiong, D. Niyato, X. Chi, X. Cao, and K. B. Letaief, "Semantic communication meets edge intelligence," *IEEE Wireless Communications*, vol. 29, no. 5, pp. 28–35, 2022.
- [20] W. Yang, H. Du, Z. Q. Liew, W. Y. B. Lim, Z. Xiong, D. Niyato, X. Chi, X. Shen, and C. Miao, "Semantic communications for future internet: Fundamentals, applications, and challenges," *IEEE Communications Surveys & Tutorials*, vol. 25, no. 1, pp. 213–250, 2023.
- [21] W. Quan, M. Liu, N. Cheng, X. Zhang, D. Gao, and H. Zhang, "Cybertwin-driven drl-based adaptive transmission scheduling for software defined vehicular networks," *IEEE Transactions on Vehicular Technology*, vol. 71, no. 5, pp. 4607–4619, 2022.
- [22] L. Liang, J. Kim, S. C. Jha, K. Sivanesan, and G. Y. Li, "Spectrum and power allocation for vehicular communications with delayed csi feedback," *IEEE Wireless Communications Letters*, vol. 6, no. 4, pp. 458–461, 2017.
- [23] L. Liang, S. Xie, G. Y. Li, Z. Ding, and X. Yu, "Graph-based radio resource management for vehicular networks," in *2018 IEEE International Conference on Communications (ICC)*, Conference Proceedings, pp. 1–6.
- [24] C. Guo, L. Liang, and G. Y. Li, "Resource allocation for low-latency vehicular communications: An effective capacity perspective," *IEEE Journal on Selected Areas in Communications*, vol. 37, no. 4, pp. 905–917, 2019.
- [25] Z. Liu, Y. Xie, K. Y. Chan, K. Ma, and X. Guan, "Chance-constrained optimization in d2d-based vehicular communication network," *IEEE Transactions on Vehicular Technology*, vol. 68, no. 5, pp. 5045–5058, 2019.
- [26] H. Ye, G. Y. Li, and B. H. F. Juang, "Deep reinforcement learning based resource allocation for v2v communications," *IEEE Transactions on Vehicular Technology*, vol. 68, no. 4, pp. 3163–3173, 2019.
- [27] L. Liang, H. Ye, and G. Y. Li, "Multi - agent reinforcement learning for spectrum sharing in vehicular networks," in *2019 IEEE 20th International Workshop on Signal Processing Advances in Wireless Communications (SPAWC)*, Conference Proceedings, pp. 1–5.
- [28] Y. H. Xu, C. C. Yang, M. Hua, and W. Zhou, "Deep deterministic policy gradient (ddpg)-based resource allocation scheme for noma vehicular communications," *IEEE Access*, vol. 8, pp. 18 797–18 807, 2020.
- [29] Y. Yuan, G. Zheng, K. K. Wong, and K. B. Letaief, "Meta-reinforcement learning based resource allocation for dynamic v2x communications," *IEEE Transactions on Vehicular Technology*, vol. 70, no. 9, pp. 8964–8977, 2021.
- [30] A. D. Mafuta, B. T. J. Maharaj, and A. S. Alfa, "Decentralized resource allocation-based multiagent deep learning in vehicular network," *IEEE Systems Journal*, vol. 17, no. 1, pp. 87–98, 2023.
- [31] E. Boursoulatz, D. B. Kurka, and D. Gündüz, "Deep joint source-channel coding for wireless image transmission," in *ICASSP 2019 - 2019 IEEE International Conference on Acoustics, Speech and Signal Processing (ICASSP)*, Conference Proceedings, pp. 4774–4778.
- [32] D. Huang, X. Tao, F. Gao, and J. Lu, "Deep learning-based image semantic coding for semantic communications," in *2021 IEEE Global Communications Conference (GLOBECOM)*, Conference Proceedings, pp. 1–6.
- [33] M. Yang and H.-S. Kim, "Deep joint source-channel coding for wireless image transmission with adaptive rate control," in *ICASSP 2022 - 2022 IEEE International Conference on Acoustics, Speech and Signal Processing (ICASSP)*, 2022, pp. 5193–5197.
- [34] D. Huang, F. Gao, X. Tao, Q. Du, and J. Lu, "Toward semantic communications: Deep learning-based image semantic coding," *IEEE Journal on Selected Areas in Communications*, vol. 41, no. 1, pp. 55–71, 2023.
- [35] H. Xie, Z. Qin, G. Y. Li, and B. H. Juang, "Deep learning enabled semantic communication systems," *IEEE Transactions on Signal Processing*, vol. 69, pp. 2663–2675, 2021.
- [36] H. Xie and Z. Qin, "A lite distributed semantic communication system for internet of things," *IEEE Journal on Selected Areas in Communications*, vol. 39, no. 1, pp. 142–153, 2021.
- [37] Y. Wang, M. Chen, W. Saad, T. Luo, S. Cui, and H. V. Poor, "Performance optimization for semantic communications: An attention-based learning approach," in *2021 IEEE Global Communications Conference (GLOBECOM)*, Conference Proceedings, pp. 1–6.
- [38] Z. Weng and Z. Qin, "Semantic communication systems for speech transmission," *IEEE Journal on Selected Areas in Communications*, vol. 39, no. 8, pp. 2434–2444, 2021.
- [39] T. Han, Q. Yang, Z. Shi, S. He, and Z. Zhang, "Semantic-preserved communication system for highly efficient speech transmission," *IEEE Journal on Selected Areas in Communications*, vol. 41, no. 1, pp. 245–259, 2023.
- [40] T.-Y. Tung and D. Gündüz, "Deepwive: Deep-learning-aided wireless video transmission," p. arXiv:2111.13034, November 01, 2021.
- [41] S. Wang, J. Dai, Z. Liang, K. Niu, Z. Si, C. Dong, X. Qin, and P. Zhang, "Wireless deep video semantic transmission," *IEEE Journal on Selected Areas in Communications*, vol. 41, no. 1, pp. 214–229, 2023.
- [42] C. Ghodhbane, M. Kassab, S. Maaloul, H. Aniss, and M. Berbineau, "A study of lte-v2x mode 4 performances in a multiapplication context," *IEEE Access*, vol. 10, pp. 63 579–63 591, 2022.
- [43] M. I. Belghazi, A. Baratin, S. Rajeshwar, S. Ozair, Y. Bengio, A. Courville, and D. Hjelm, "Mutual information neural estimation," pp. 531–540, 2018.
- [44] J. Devlin, M.-W. Chang, K. Lee, and K. Toutanova, "Bert: Pre-training of deep bidirectional transformers for language understanding," p. arXiv:1810.04805, October 01, 2018.

- [45] L. Yan, Z. Qin, R. Zhang, Y. Li, and G. Y. Li, "Resource allocation for text semantic communications," *IEEE Wireless Communications Letters*, vol. 11, no. 7, pp. 1394–1398, 2022.
- [46] T. Haarnoja, A. Zhou, P. Abbeel, and S. Levine, "Soft actor-critic: Off-policy maximum entropy deep reinforcement learning with a stochastic actor," p. arXiv:1801.01290, January 01, 2018.
- [47] Y. d. J. Bultitude and T. Rautiainen, "Ist-4-027756 winner ii d1. 1.2 v1. 2 winner ii channel models," *EBITG, TUI, UOULU, CU/CRC, NOKIA, Tech. Rep*, 2007.
- [48] P. Koehn, "Europarl: A parallel corpus for statistical machine translation," in *Proceedings of Machine Translation Summit X: Papers*, Phuket, Thailand, January 01, 2005, pp. 79–86.