
EXPLORING HUMAN-AI PERCEPTION ALIGNMENT IN SENSORY EXPERIENCES: DO LLMs UNDERSTAND TEXTILE HAND?

Shu Zhong, Elia Gatti, Youngjun Cho, and Marianna Obrist

Department of Computer Science, University College London, United Kingdom



ABSTRACT

Aligning large language models (LLMs) behaviour with human intent is critical for future AI. An important yet often overlooked aspect of this alignment is the perceptual alignment. Perceptual modalities like touch are more multifaceted and nuanced compared to other sensory modalities such as vision. This work investigates how well LLMs align with human touch experiences using the “textile hand” task. We created a “Guess What Textile” interaction in which participants were given two textile samples — a target and a reference — to handle. Without seeing them, participants described the differences between them to the LLM. Using these descriptions, the LLM attempted to identify the target textile by assessing similarity within its high-dimensional embedding space. Our results suggest that a degree of perceptual alignment exists, however varies significantly among different textile samples. For example, LLM predictions are well aligned for silk satin, but not for cotton denim. Moreover, participants didn’t perceive their textile experiences closely matched by the LLM predictions. This is only the first exploration into perceptual alignment around touch, exemplified through textile hand. We discuss possible sources of this alignment variance, and how better human-AI perceptual alignment can benefit future everyday tasks.

Keywords Human-AI Alignment · Perceptual Alignment · Touch Experience · Large Language Models

1 Introduction

Human-AI alignment is a growing field that seeks to ensure artificial intelligence (AI) systems’ goals, values, and behaviors are in line with human intention [1, 2, 3, 4]. Several studies in human-AI alignment research have discussed the imperative for AI models to “align” by having robustness, interpretability, controllability, and ethicality, to guarantee the sustainable development of AI technology [5, 1, 6, 7]. Those are important requirements especially as AI products and services are increasingly embedded in everyday life interactions, such as self-driving cars, smart home applications, and online shopping solutions [8, 9].

A critical but often overlooked necessity to ensuring AI models general alignment with human lies in their *perceptual alignment*. Here, we define perceptual alignment as the agreement between AI assessments and human subjective judgments across different sensory modalities, such as vision, hearing, taste, touch, and smell. Ensuring perceptual alignment with AI is a prerequisite for achieving broader human-AI alignment. However, perceptual modalities vary in

their explicitness and ease of evaluation [10, 11]. For instance, vision, relying on the human retina, can be effectively captured by cameras and is more straightforward to evaluate and quantify. In contrast, the sense of touch poses greater challenges, both with regards to measuring and describing touch sensations [11]. In this work, we are exploring how well LLMs can achieve perceptual alignment with humans in a textile hand task. In other words, we explored how well LLMs can predict the textile the human is handling based on the descriptions of their touch experiences.

To investigate the perceptual alignment between humans and AI for touch, we designed a "Guess What Textile" interaction task and conducted a user study with 40 participants. We focused on the concept of "textiles hand" – the feel of textiles through touch [12, 13], because it reflects an integral everyday task, where a good perceptual alignment would be very desirable. Imagine for example that ChatGPT suggests a wool sweater on a 16-degree day which you find too warm and coarse; can it adjust its recommendation to something cooler, smoother and thinner yet adequately warm?

As part of the study, participants engaged in total of 80 interaction tasks, leading to an overall of 362 guessing attempts by the AI system. We analyzed the AI's accuracy (i.e., success rate), as well as the participants' validity and similarity ratings. While there was some degree of human-AI alignment, our results show a bias towards certain textile samples (e.g., silk satin being better aligned than cotton denim), and the need for improvements. We discuss the study results in light of current human-AI alignment approaches, and highlight future research avenues considering the emergence of multimodal LLMs.

In summary, this work makes the following three contributions. We first (1) address the gap in perception alignment between human touch and AI with an in-person user study involving LLMs. To the best of our knowledge, this study represents the first exploration of the level of alignment between human touch experiences and LLMs. Our approach emphasizes the importance of using comparative measures, such as validity and similarity, which encompass human subjective judgment in an interactive experience. We then (2) map sensory information onto the embedding space and measure representation similarities to encode semantics effectively in LLMs. Our observations indicate that LLMs exhibit perceptual biases across various textiles—showing significantly greater alignment with human perception for certain textiles compared to others. Finally (3) we present the design of an interactive task to study human-AI alignment, mirroring a real-life scenario. While we focused on the sensory experience of textiles, this interactive task can also be used in other everyday sensory interactions, such as selection of foods (e.g. choice between sweet fruits) or perfumes (e.g. recommendation of floral fragrances). Aligning human-AI sensory perception can have a profound impact on people's daily lives in the future.

2 Related Work

Recent advancements in LLMs have showcased impressive capabilities in diverse downstream tasks. LLMs primarily process and generate text-based information using language, and they do not inherently understand or interpret vision, hearing, touch or other sensory modalities. In this section, we review relevant prior works on human-AI alignment, specifically perceptual alignment with a focus on the human sense of touch.

2.1 Human-AI Alignment

Human-AI Alignment refers to the design, development, and refinement of artificial intelligence systems that understand, predict, and augment human intentions and behaviors [1, 14]. Hendrycks et al. [1] presented the ETHICS dataset to evaluate language models' understanding of values - basic moral principles, such as justice, well-being, and commonsense morality. Further research have built upon this work to reduce toxicity and promote ethical behavior in language models with human-in-the-loop [15, 16, 17, 18].

There is growing research into representational alignment between AI and humans. Representation alignment refers to the extent to which the internal representations of two or more information processing systems are aligned [14]. This idea has been explored under various terminologies across different contexts, such as latent space alignment [19], conceptual alignment [20], systems alignment [21], representational similarity [22, 23], model alignment [24], and representational alignment [14]. Christian [4] provides a narrative exploration of the challenges and opportunities in human-AI interaction, emphasizing the importance of designing AI systems that understand and adapt to human emotions and social norms.

Extending the exploration of Human-AI alignment into sensory judgments, Marjeh et al. [25] recently demonstrated that GPT-4 can effectively interpret certain human sensory judgments (e.g., colour, sound and taste) based on textual sensory inputs. For example, they displayed the same pair of colours (red and blue) to both humans and GPT models¹, requesting each to rate the similarity score, and then comparing the resulting scores. Their findings show that judgments

¹Given that GPT models lack the ability to "see" colour hex codes are provided as textual inputs.

made by GPT models exhibit correlations with those made by humans. Our research extends beyond these foundational studies by integrating semantic embeddings [26] with textual sensory information, focused on the sense of touch.

2.2 Touch Perception Alignment

The human sense of touch is a complex and multifaceted sensory. It enables us to distinguish between various tactile sensations such as roughness, smoothness, temperature, and pressure [27, 28]. Tactile sensing plays an important role in object discrimination and manipulation [29, 30]. Despite its importance, conveying and interpreting tactile experiences through language poses significant challenges due to the inherent ambiguity in semantic descriptions [31, 32]. The ambiguity in conveying sensory experience stems from cultural, social, and linguistic differences that influence our sensory perception [33].

While we see advances in human-AI alignment, they are still mostly limited to vision, despite recent efforts by Boggust et. al [34], Marjeh et. al [25] and Lee et.al [2]. Moreover, the human-AI alignment measurements are often based on inter-rater reliability (IRR) to measure model and human alignment. While IRRs can measure agreement levels, they do not adequately capture deeper nuances in the perceptual alignment, such as the subjective assessment of softness. For example, if someone prefers the touch of a material slightly softer than cotton denim, will the AI be able to judge this as cotton corduroy or silk satin? When it comes to our sense of touch, it is important to account for those subjective assessments in order to ensure a satisfying human-AI interaction.

Building on this prior works, we aim to understand how current AI models interpret and understand semantic sensory experiences, measuring the agreement between Human and AI. Our research particularly focuses on LLMs, recognised widely as foundation models [35]. However, LLMs inherently lack the ability to directly observe, listen to, or sense input data in the same way as humans do. These models process data to create high-level embeddings that provide the model with crucial information about the data’s key characteristics [26]. Such embeddings enable the grouping of semantically similar items and keep dissimilar items apart in the embedding space. We apply this approach to our system design and explore the textile hand concept in our Human-AI alignment study.

2.3 Textile Hand: A Concept to Evaluate Human-AI Perceptual Alignment

Textile hand, also known as fabric hand or the “hand” of a textile, refers to the feel, texture, and overall tactile qualities of a textile when touched against the skin [12, 13]. Characteristics such as softness, smoothness, warmth, elasticity, and thickness define a textile’s hand [36]. The hand of a textile is influenced by the materials used, the weave or knit structure, and the finishing processes applied [37]. In fashion and interior design, the hand of a textile is critical because it influences the textile’s look, functionality, and comfort [38]. Designers and manufacturers prioritize the understanding of textile hand to select the best materials for their products and create satisfying subjective experiences [39, 40], with growing interest in leveraging technology to recognize textile properties and consumer preferences through touch exploration [41, 42].

3 System Design

We chose textile hand to design our AI system, a “Guess What Textile?” task, in order to evaluate the perceptual alignment between Human and AI, specifically LLMs.

In this section, we describe the overall system design of the "Guess What Textile" task, later used in our user study. We explain the selection of the textile samples based on a combination of expert descriptions and a domain-focused taxonomy [43]. This selection process resulted in 20 LLM-generated vectors $\mathcal{E} = \{v_1, v_2, \dots, v_{20}\}$, where v_i represents an embedding vector generated by an LLM. We then describe how we developed an AI prediction flow in Section 3.4 using these pre-built embeddings \mathcal{E} .

3.1 “Guess What Textile” System Design

The system is designed as a *comparative description task* that requires *continuous Human-AI interaction*, as shown in Figure 1. We selected the textile hand concept to guide our AI system design for two main reasons. First, it is an everyday interaction, people are familiar with, starting from the choice of clothes to wear every morning or running a hand over. Second, textile descriptions are widely used in online fashion retail websites, catalogues and books, serving as training data for web-scale models like GPTs [44].

In the "Guess What Textiles?" task, participants provide verbal descriptors of their sensory experience while handling two textiles at a time (i.e. a target and a reference textile sample). This name is inspired from the descriptive guessing

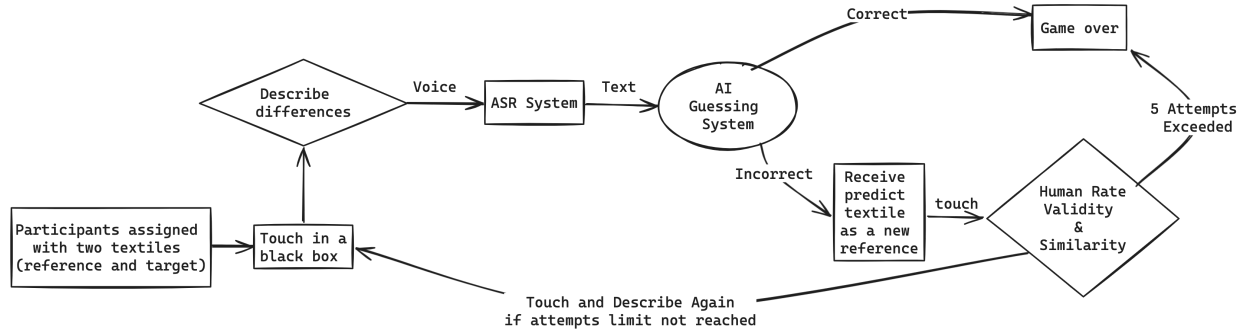


Figure 1: The overall design of the “Guess What Textile?” task. Participants touch two textiles (a target and a reference textile) placed inside a box to hide any visual influences. The AI guessing system knows only the reference textile and is required to make a prediction of the target textile based on participants’ descriptions. The task is iterative, and stops only when a correct prediction is made or when the maximum number of five attempts is reached. ASR stands for Automated Speech Recognition.

game “Guess Who?”². In our study, participants do not see the textiles, but only touch the textiles placed inside a black box in front of them as shown in Figure 2. We used Automatic speech recognition (ASR) to transform the human voice input into text, and then input these texts to the AI guessing system. The system aims to make an informed prediction about what the target sample is, the participant is describing. Figure 5 shows the user interface we designed for the interactive task, delivering feedback in both text and audio. The text feedback serves as a backup in case participants need to double-check the replies.




Figure 2: Overview of the user study setup: (a) A participant sitting comfortably at a desk and putting the hands through dedicated openings in a black box that contains the textile samples. Opposite the participant, the researcher provides instructions and provides participants with the textiles selected by the AI system as part of the study task. Each textile sample has a unique ID. (b) A participant handling one textile sample in each hand, one representing the reference textile (starting point for the “Guess What Textile” task) and the target textile described to the AI system.

The AI system knows the reference textile’s ID and a description of all textiles. The AI systems’ aim is to identify the target textile’s ID accurately. If an incorrect prediction is made, the participant is provided with the predicted textile and is instructed to describe the touch sensation again while handling the textiles. The interactive task ends when a correct prediction is made or when the maximum number of five attempts is reached. Please note that the maximum number of attempts was set for study purposes only, facilitating comparisons across participants (see more details in the Study Design in Section 4).

²“Guess Who?” is a two-player guessing game where players deduce each other’s chosen character by asking about physical traits like hair color and presence of eye.




Figure 3: Overview of the 20 textile samples selected for the user study.

3.2 Textile Sample Selection

We selected 20 textile samples based on the TextileNet taxonomy [43]. This taxonomy has four meta-categories (i.e. fibre types): natural, animal, regenerated, and synthetic fibres. Two popular materials from each category were chosen based on annual consumption data [45]. Each sample was sourced from commercial sample books [46] – a tool used by fashion and furniture design professionals – and consists of only a single fibre type (100%). We chose textiles produced through different methods (e.g., silk crepon and silk satin) from a pool of over 100 samples, ensuring a variety in texture and physical properties. Figure 3 shows an overview of the 20 selected textile samples used in the user study.

The sample descriptions were derived from Textilepedia [47] and the providers’ sample books [46], detailing composition, fabric names, production characteristics, and common uses. The description template is organised as follows: [Textile Name] is [characteristic]. [Additional information from sample book]. [Composition], is a [fibre category type] produced by [raw material], [characteristic of fibre]. [Fabric] is [produce method] and [characteristic]. [Textile name] is commonly used for [application].

Both the sample selection process and the descriptor template generation are carefully discussed and consulted with domain experts, including designers and material scientists. This ensures that our description followed common practices in the textile sector and covered a broad spectrum of textile properties in our sample pool. We provide a full list of descriptions in our Appendix.

3.3 Textile Description Generation

As part of our study, we examine the LLM’s behaviors by analysing their embeddings. Hence, we use model embeddings as part of our AI system design. Model embeddings, generally derived from the “internal states” of a pre-trained model, offer a way to gauge semantic similarity in the vector space. Mathematically, an embedding is a learned representation of inputs, designed to capture the semantics of the input data and make it easier to perform other machine learning tasks [48]. This enables the proximity mapping of semantically ambiguous entities or textual elements to be located close to specific concepts. For instance, a cat and dog are placed closer in the embedding space rather than a cat and a banana. In our particular case, similar textiles based on their descriptors should cluster in proximity. In other words, we examine whether LLMs grasp the concept of a “softer textile” by checking whether such textiles indeed cluster closely in the LLM’s embedding space.

As shown in Figure 1, we have developed an AI guessing system, and the detail of this system is then further illustrated in Figure 4. For the AI guessing system to make a prediction of the target textile sample, it would have to first encode the 20 possible textiles into LLM embeddings (top row in Figure 4). We employ OpenAI’s `text-embedding-3-small` [49] to create our embeddings, as this model is among the top-performing on the market.

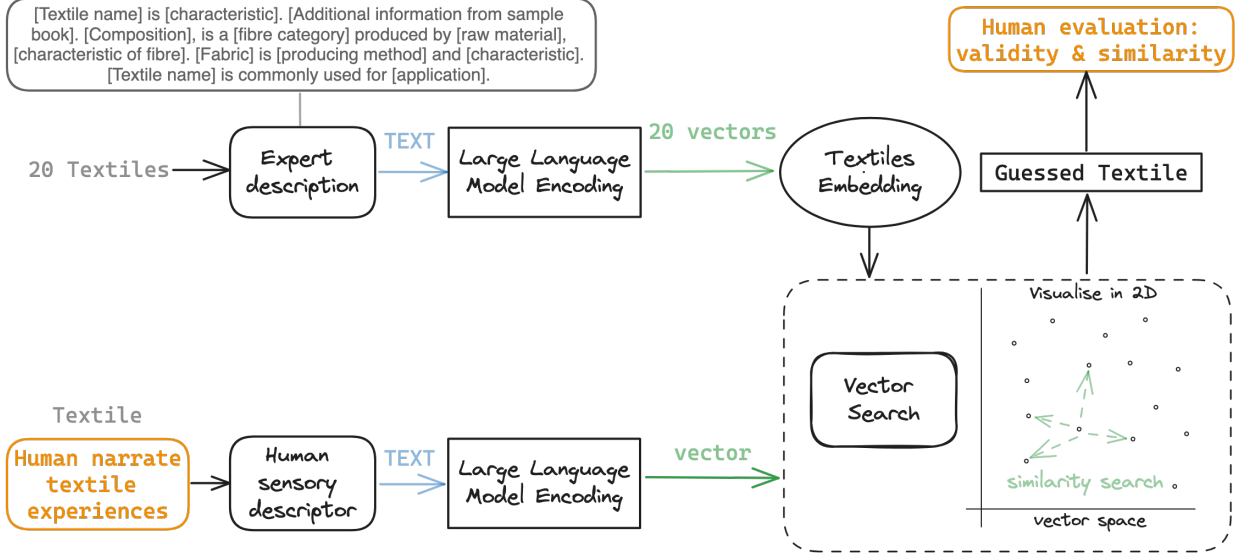


Figure 4: An overview of the AI Guessing System, i.e. "Guess What Textile?". The vector search process uses pre-built embeddings for 20 textile samples and compares them with a user query-generated vector to identify the best matching textile ID.

3.4 AI Guessing System Architecture

We used the 20 textiles descriptions to generate 20 unique vectors (embeddings $\mathcal{E} = \{v_1, v_2, \dots, v_{20}\}$) encoded by an LLM. These embeddings, essentially textile descriptions translated into LLMs' internal representational space, are generated once and repeatedly utilized in the vector search process described in Section 3.4 for each human input throughout the user study. As illustrated in Figure 4, each human description of the textile forms a vector that joins the vector search. The user interface is then able to provide a prediction of the target textile from the output of the vector search.

The vector search determines which vector in $\mathcal{E} = \{v_1, v_2, \dots, v_{20}\}$ has the closest match to the human descriptor v_{query} , and outputs its corresponding textile $ID \in \{1, 2, \dots, 20\}$. For instance, if v_1 shows the best match to v_{query} in the search, ID 1 would be the output and we will guess 1 (cotton denim as shown in Figure 3) is what the participant is describing in their textile experience. The process is repeated $t = 5$ times based on our pilot studies.

Mathematically, the vector search process has the following steps. First, we generate an embedding for the human query using the predefined embedding model f_{embed}

$$v_{query} = f_{embed}(query) \quad (1)$$

where $query$ is the actual post-ASR human input in text form.

In our user study, the participant is randomly assigned with two different textiles (target and reference textiles), as illustrated in. On the other side, the LLM, only knows the start textile and has encoded the start textile in the embedding space $v_{start} \in \mathcal{E}$. We generate a new predicted embedding vector $v_{predict}$ by combining the an initial embedding vector $v_{initial}$ and the query embedding vector v_{query} and normalize the output:

$$v_{predict} = \frac{v_{start} + v_{query}}{\|v_{start} + v_{query}\|} \quad (2)$$

where $\|v\|$ is the Euclidean norm of v , calculated as $\sqrt{v^T v}$.

Given the predicted embedding $v_{predict}$ and a set of 20 embedding vectors $\{v_1, v_2, \dots, v_{20}\}$ in an embedding space, the vector search is used to retrieve the nearest neighbors of $v_{predict}$ based on the cosine similarity measure from the 20 vectors $\{v_1, v_2, \dots, v_{20}\}$. The cosine similarity between the target vector and any embedding vector v_i is defined as:

$$\text{Cos}(v_{predict}, v_i) = \frac{v_{predict} \cdot v_i}{\|v_{predict}\| \|v_i\|} \quad (3)$$

The nearest neighbors are retrieved by selecting the top k embeddings from \mathcal{E} based on their cosine similarity to $v_{predict}$. The k nearest neighbors of v_{new} , denoted as \mathbb{K} , are the set of k vectors from $\{v_1, v_2, \dots, v_{20}\}$ that have the highest cosine similarity to v_{new} :

$$ID = \text{top_k}(\{\text{Cos}(v_{new}, v_i) | v_i \in \mathcal{E}\}, k) \quad (4)$$

where ID represent the indices or identifiers of the k most similar embedding to the query. Since we are interested in the most matching vector, we use $k = 1$ in Equation 4 and use a single ID to generate a response for the user in Figure 1.

It is important to note that the *query* from Equation 1 is not replaced but appended with each trial in the single round of the game. This happens when the AI system makes an incorrect prediction and the user proceeds to another trial. Here, previous queries are retained and the new query is appended, along with an added prompt stating, “[*previous query*] You were asked to guess with the following additional information because your previous answer was wrong. [*new query*]” This design enables the AI model to maintain awareness of past information within the interactive structure.

4 User Study Design

Using the "Guess What Textile?" task, we described in the previous section, we designed a user study to measure the Human-AI alignment for touch. The aim of the study was to understand how well LLMs can predict the textile the human is handling based on the descriptions of their touch experiences.

4.1 Measuring Human-AI Alignment

To measure the degree of perceptual alignment between the human and LLM, we used the following three evaluation metrics:

- AI Success Rate in the "Guess What Textile?" task
- Validity Score by participants as a subjective assessment
- Similarity Score by participants as a subjective assessment

If the AI correctly identified the target textile within five attempts, we considered it as a success. The maximum attempt number was defined based on internal piloting of the study procedure with six participants. Ideally, the AI system should guess until the correct one. However, if it is in a misalignment situation, the guessing would take a lot of attempts, and participants may run out of descriptors and confidence in doing such a task, making the interaction boring. Hence, for the purpose of this study we set the success rate at five attempts for our analysis.

The two additional subjective measures (validity and similarity scores) captured the participants’ subjective judgement of the AI’s performance, as the accuracy (i.e., success rate) alone does not fully capture the human-AI alignment. For instance, AI might make an incorrect prediction, yet it is still closely aligned with human input. In such cases, we rely on human judgments to gauge the degree of error. A slightly incorrect answer could still indicate strong alignment if the human judges it to be valid and similar. This combination of objective and subjective metrics is unique to our approach, as prior works mainly rely on AI accuracy without human validation.

4.1.1 Validity Scores

For incorrect prediction, participants first rated how valid they found the AI’s interpretation in relation to their given descriptors. For instance, if a participant characterized a textile as "slightly lighter, but more rough and easier to fold [in comparison to the known reference textile]," they then rated the AI’s ability to interpret these specific attributes—lightness, roughness, and foldability. This process aimed to assess the perceptual alignment between human descriptors and AI interpretations. It is the main factor we investigated.

To quantify this assessment, we introduced a 10-point Validity Score scale. The scale ranges from 1, representing "Completely Invalid," through to intermediate values like 5 for "Marginally Invalid" and 6 for "Marginally Valid," up to 10, which denotes "Completely Valid." This validity scoring is crucial for understanding the effectiveness of AI in mirroring human perception. Please see Figure 5d for a detailed depiction of the rating procedure in the user interface presented to the participants. Participants were asked to evaluate the AI’s interpretation based on the relevance to their given descriptors.

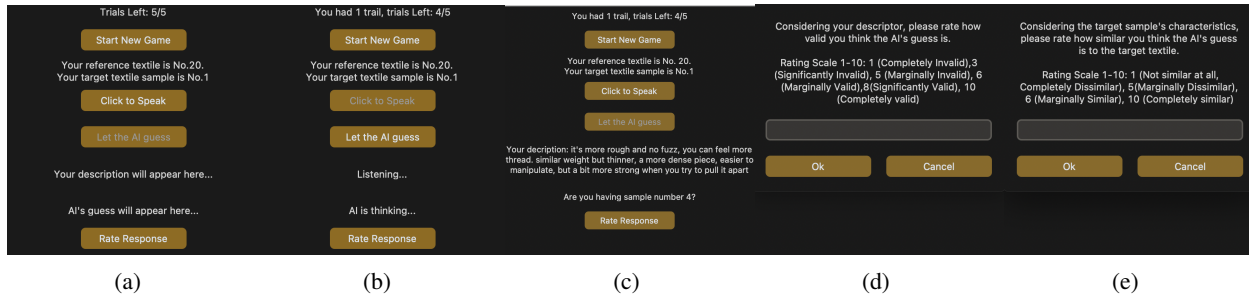


Figure 5: Screenshots of the user interface used in the user study. a) The AI system assigns two textile samples to a participants; b) Participants describes their textile experience of the target textile; c) the system makes a prediction for the target textile based on participant’s descriptions; d) participant rates the AI’s response validity based on a scale from 1 to 10 orally; e) participant provides a similarity score on a scale from 1 to 10 orally, comparing the AI-guessed textile to the actual target textile. Participants responses are captured and entered by the researcher sitting opposite the participant as shown in Figure 2.

4.1.2 Similarity Scores

Following the assessment of validity, participants evaluated the perceptual similarity between the AI’s guessed textile and the actual target textile. Recognizing that no two textiles in our sample pool are identical, this similarity score focuses on the degree to which the textiles are alike in perceived characteristics.

Participants were asked to rate the similarity of the AI’s guess to the target textile, based on their touch experience. The rating was also done on a 10-point Similarity Score scale as the validity score, where 1 refers to "not similar at all" to 10 being "completely similar". This scale helps in understanding how closely the AI’s interpretations match the actual textile samples. Please see more details in user interface presented to participants (see Figure 5e).

The evaluation scale for the validity and similarity scores is further explained in Section 4.1.

4.2 Study Setup

We developed an user interface (UI), depicted in Figure 5, to integrate our AI Guessing system. This interface facilitates participant engagement in the textile hand task.

In the user study and throughout this section, we define a complete interactive cycle — from initiation ("start the game") to conclusion ("game over") — as a single game session. Each prediction made by the AI guessing system represents an attempt to identify target sample. Each attempt will result in a guessed textile.

The "Start New Game" button incorporates a function to randomly assign two textile samples from a predefined pair of textiles. This function ensures comprehensive coverage of all textile samples under consideration. It is designed so that each textile sample is designated as the target textile four times. Additionally, the initial reference textiles for each target textile are distributed across the four meta-categories outlined in Section 3.3, ensuring a broad and diverse examination of textiles.

4.3 User Study Procedure

Participants first went through a familiarization phase to get comfortable with describing their touch experiences. Participants were asked to handle a single textile sample and describe their tactile sensations to the AI system verbally. Participants were instructed to focus on sensory characteristics and were asked to avoid from directly mentioning the name of the textile itself. For example, instead of saying, "This feels like wool," they were encouraged to explain the sensations that led to this conclusion, such as "This feels like a bit furry, itchy warm, and slightly coarse".

When participants felt comfortable with the setup, we proceeded to the main study part, a comparative textile hand task using the "Guess What Textile?". As part of explaining the study to participants, we referred to this task as a "game" – a guessing game between you, the participant, and the AI system. The user interface presented to the participants that embeds the AI guessing system introduced in Section 3.3.

Participants were presented with two textiles: a reference textile sample, which was known to the AI, and a target textile sample the AI had to identify based on participants’ descriptions. This comparative task was initiated by the researcher by pressing the "start the game" button as depicted in Figure 5a. Participants then explored the textiles

with their hands and informed the researcher when they were ready to describe their textile touch experience. The research activated the "click to speak" button on behalf of participants to enable microphone. This action triggered a refresh of the GUI, as shown in Figure 5b, enabling participants to start describing the target textile to the interface. Then the AI guessing system takes the audio from microphone directly as inputs and make a prediction. The interface present its guessed textile number as "Are you having number n ?" and read it aloud at the same time using the speaker, meanwhile participants' description will be present on the GUI as illustrated in Figure 5c. Later the research click "Rate the response" with a window showing "Is the AI guess correct?".

If the AI got correct, the task is accomplished. Otherwise, participants were presented with the guessed textile as a new reference textile, and asked to rate the validity and similarity scores based on the new reference textile as shown in Figure 5d and Figure 5e. Participants will start a new attempt on comparative task with the new reference textile and repeat above process. For AI's incorrect prediction, a "Game Over" window will also pop up when the interactive describing and guessing reach 5 attempts to signal this is the end of one task.

4.4 Participants

A total of 40 participants (30 female, 10 male; aged 18-39, mean = 25.79, std = 4.12) were recruited for the in-person user study. None of the participants had any sensory or motor impairments that would affect their perception and handling of the textile samples. Participants had a diverse range of backgrounds, including psychology students, computer scientists, designers, artists, researchers, and university lecturers. All participants were either native English speakers or highly proficient in English. All participants provided written informed consent before participating in the study and were compensated with a gift voucher for their participation in a 30-minutes study. The study was approved by the local University Research Ethics Committee (UCLIC_2021_014_ObristPE).

5 Results and Discussion

We analyzed 80 "Guess What Textile?" tasks with 362 attempts (avg 4.53 attempts per task, std = 1.41) completed by 40 participants. Below we present the overall alignment based on our three measurements and then further detail the results for textile-specific performance comparisons.

5.1 Overall Alignment Performance

5.1.1 Success Rates

The primary performance indicators for AI alignment are based on the AI's success rates across 80 completed tasks. The success rate is measured by counting the number of AI's successful predictions of a textile and dividing this number by the total tasks completed. The AI correctly predicted the target textile in 18 out of the 80 completed tasks, resulting in an overall accuracy rate of 22.5%. For the tasks where the AI was successful, it took an average of three attempts (std=1.20) to make a correct prediction. We further discuss the variance across textiles in Section 5.2.

5.1.2 Validity and Similarity Scores

We analyzed both validity in each response and similarity in each comparison between the reference and target samples. If AI made a correct prediction, this means the prediction is completely valid (10) and completely similar (10). We thus only looked at attempts where the AI failed to make correct predictions. In essence, these two metrics function as a gauge through which humans assess the degree of inaccuracy in the AI's predictions.

The AI's predictions received an average validity score of 5.25 (std= 1.71), a moderate level of validity in the AI's predictions as evaluated by the participants. With regards to the similarity ratings, the average similarity score across all comparisons was 4.77 (std=1.67). The distribution of validity and similarity scores are shown in Figure 6. There appears to be a correlation between validity and similarity scores, with the highest frequency at a score of 1 and the second-highest at a score of 8, as illustrated in Figure 6. We further calculated the average scores for both validity and similarity across all trials that the AI made incorrect predictions.

In summary, the overall success rate of the human-AI perceptual alignment for the textile hand task was only 22.5%. As described in Section 5.1.2, in failed attempts a considerable number of participants assigned the lowest scores for both validity and similarity, indicating that they perceived the AI's guesses as highly inaccurate.

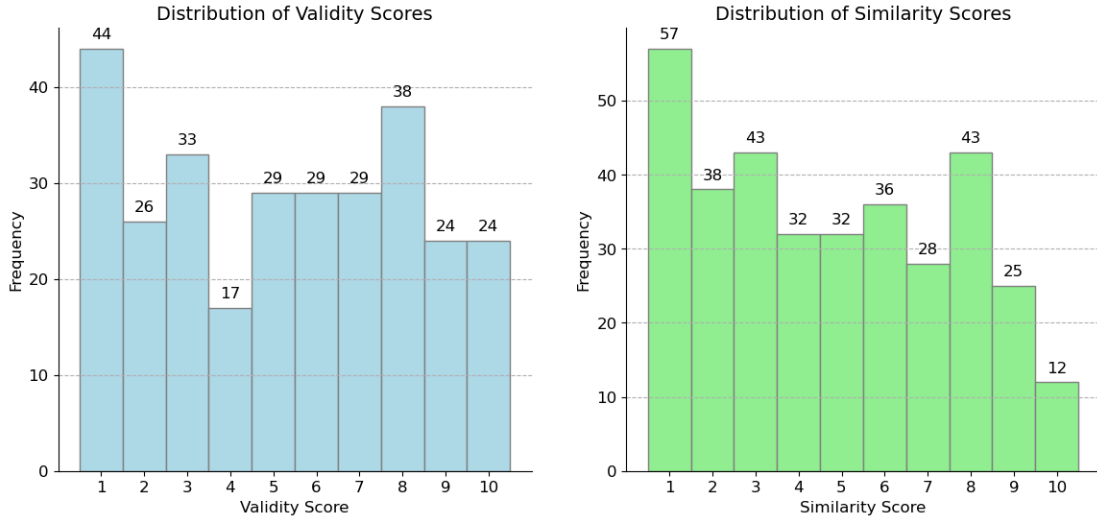


Figure 6: Distribution of Similarity and Validity Scores.

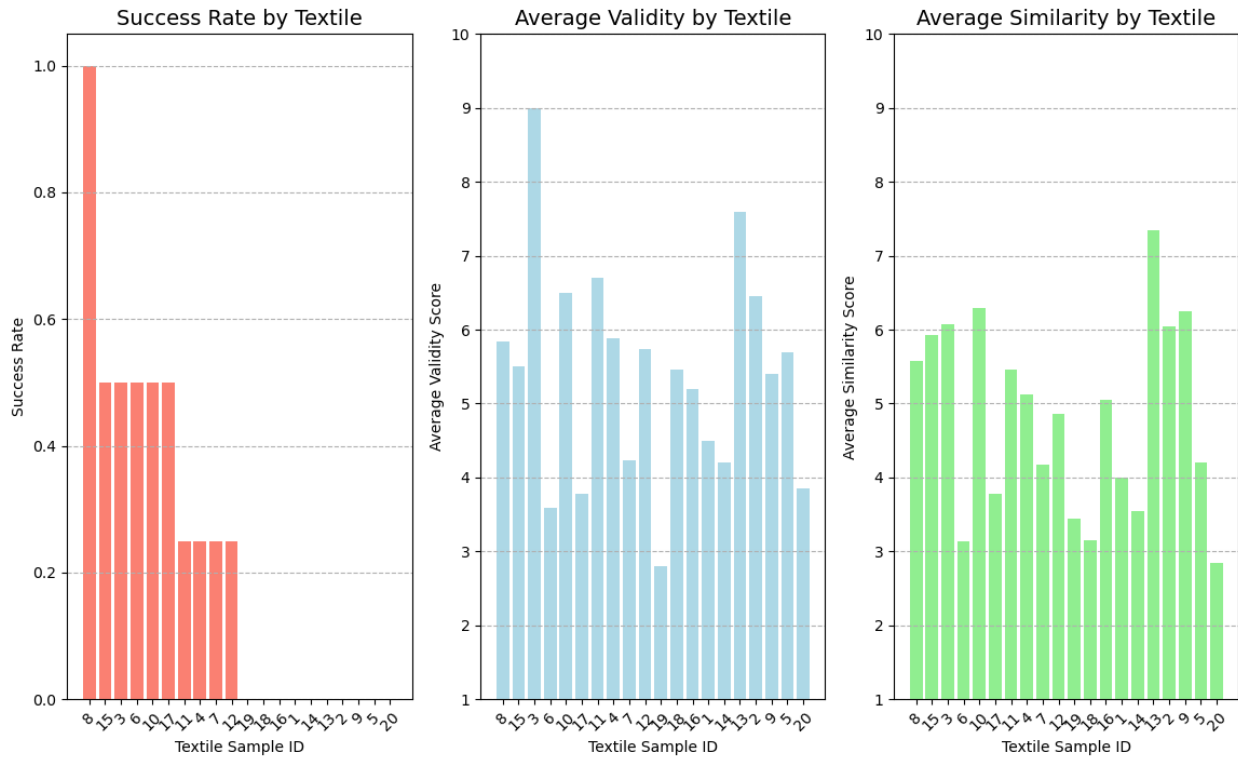


Figure 7: Textile-specific success rates; average validity and similarity scores per textile.

5.2 Textile-Specific Performance

To better understand the human-AI perceptual alignment for the textile hand, we analyzed the success rate, validity, and similarity scores for each textile. These results are depicted in Figure 7. The results suggest that there is a significant perceptual bias across various textiles on all metrics evaluated.

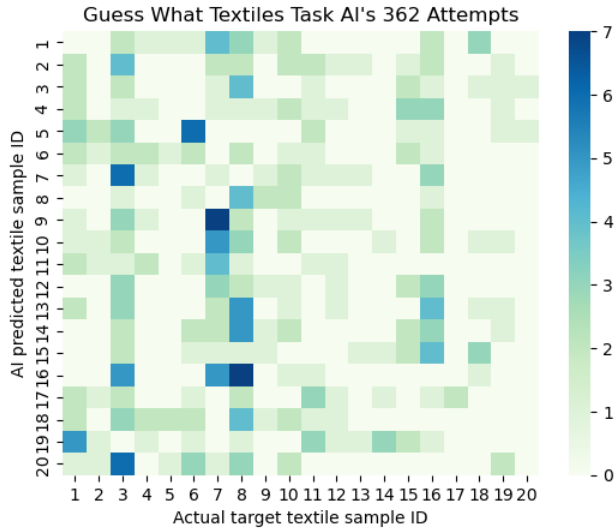


Figure 8: Confusion Matrix of AI predicted (vertical axis) and actual textile outcomes (horizontal axis).

5.2.1 Textile-specific Success Rate

The success rate varies significantly across textiles, suggesting that the AI found some textiles easier to guess than others. For instance, silk satin (id 8) has achieved 100% accuracy. This could be due to various factors, on both the AI and the user sides, such as the specificity of user descriptions for certain items or inherent characteristics of the items make them more distinguishable.

5.2.2 Textile-specific Validity and Similarity Scores

The average validity scores also show considerable variation across textiles. This suggests that the context or the relevance of the AI's guesses fluctuated, with some guesses being more contextually valid than others, when the humans are making judgements.

Similar to the validity score, the average similarity varies by textiles. This indicates that for some items, the AI's guesses were closer to the target in terms of similarity, possibly because these items had more distinctive features or were described more accurately and precisely by users.

Figure 7 displays the success rates, along with average validity and similarity scores, for various textiles. We arranged the textile samples in descending order of success rate and plotted their corresponding average validity and similarity scores. It is evident that some textiles yield significantly higher success rates: 100% for silk satin, and 0% for many other textiles, resulting in a highly skewed distribution for success rates. This result supported the claim that there exhibits a significant bias in perceptual alignment across textiles. Additionally, while the distributions of average validity and similarity scores are less skewed, they still exhibit considerable variance across different textiles. This is even true for the textiles which have a success rate value of zeros. This is also reflected by the fairly large standard deviation (std) values for both the *Average Validity Score* and *Average Similarity Score* reported in Section 5.1.2. The stds are 1.71 and 1.67 respectively showing that there are large variances in these values due to the discrepancies across textiles. For instance, in Figure 7, linen plain (id 3) shows significantly larger validity and similarity scores compared to pu faux leather (id 19).

5.2.3 Confusion Matrix of AI Textile Predictions

We also present a confusion matrix for AI's prediction and actual target textile in Figure 8. The horizontal axis displays the actual textile sample IDs, while the vertical axis represents the AI's predictions. Ideally, in an instance of perfect alignment between the AI and human judgments, the confusion matrix should exhibit its highest values along the diagonal line running from the top left to the bottom right. This perception alignment bias across textiles is further evident in the confusion matrix shown in Figure 8, where we observe a scattering of bright spots rather than a concentrated diagonal line.

5.3 Human Subjective Judgements using Validity and Similarity Scores

In our user study, we added two human subjective metrics for the participants that are the Validity and Similarity Scores as introduced in Section 5.1.2. While objective measurements like success rates serve as crucial indicators of performance, it’s also vital to consider the subjective judgments humans can make. For example, in our setup, the LLM might guess a relevant but incorrect textile based on the descriptions from human participants; however, if humans judge this relevance to be high enough, it suggests that a higher-level alignment is still present.

For instance, as observed in Figure 7, more than half of the textile samples showed zero success rates, making it difficult to assess the level of alignment for those textiles. However, the inclusion of validity and similarity metrics allows us to derive insights into this alignment, as illustrated in the other two plots of Figure 7.

We also observed an intriguing correlation between human judgments on validity and similarity, as exemplified by the data in both Figure 6 and Figure 7. Notably, the distributions for both Validity and Similarity in Figure 6 are similar, with both peaking at a score of 1 and having the second-highest peak at a score of 8. Regarding the distribution across textiles, Figure 7 also shows trends that are alike – both plots exhibit their highest points at ID 15, with the second highest occurring at ID 13.

Another notable observation is that human judgments on Validity and Similarity Scores tend to be quite polarized. As previously mentioned, the distributions for both metrics in Figure 6 peak at a score of 1, yet exhibit a secondary peak at a score of 8. This suggests that humans perceive the AI’s responses as either completely nonsensical (awarding a score of 1 for being neither valid nor similar) or highly pertinent and accurate (a score of 8). This dichotomous human feedback could be valuable for future AI development.

5.4 Variables Influencing LLM Alignment

Although measured differently, Marjeh et al [25] suggest that LLMs have good perceptual alignment in common modalities such as vision. For instance, they experimented on colors and observed high alignment measured by inter-rater reliability scores. We, however, observed the exact opposite for the sense of touch on textile experience. We hypothesize that this significant difference *origins from the training data*. We thus conducted a simple experiment that is to traverse the common training datasets WikiText-103 [50] and BookCorpus [51]. The former is a collection articles on Wikipedia, and the later is a large collection of novel books [51].

We then take a list of keywords for textiles, which are basically words and subwords from the 20 textile sample names. We also built another list of keywords that contains common colors³. We observed that 0.15% and 0.04% of the words in WikiText-103 and BookCorpus respectively contain color keywords, while only 0.0033% and 0.0018% are observed for textiles. It is therefore reasonable to suggest that variations in the training data could contribute to the varying levels of alignment observed.

6 Conclusion and Future Work

In this paper, we explored human-AI, specifically human-LLM, perceptual alignment using the textile hand concept. We developed a “Guess What Textile” interactive task and conducted an in-person user study with 40 participants. Our results suggest some level of perceptual alignment, however we observed a bias of the LLM across various textiles. We observed that there is significantly greater alignment with human perception for certain textiles compared to others (e.g., silk satin versus cotton denim). In our discussion of this exploratory work, we highlight that LLMs are still in their infancy concerning sensory judgment, particularly in the realm of tactile perception.

While, we contributed initial insights into the understanding of human-AI touch alignment, we have to also acknowledge some limitations. First, subjective sensory judgement inherently can vary widely among individuals [52]. This diversity has long presented challenges in standardizing evaluations and design metrics that precisely encapsulate the depth of subjective experiences. Hence, this also affects our alignment measures. We have added new measures, especially the validity score, to our study, extending prior works; yet additional qualitative measures would shed light on the quality differences in subjective touch experiences. Second, our study was confined to a limited selection of 20 textile samples, focusing specifically on tasks related to the feel of textiles. While this sample was selected out of a set of originally 100 samples, there is still scope to extend the choices to enrich the embedding space.

Furthermore, the advent of Multimodal Large Language Models (MLLMs), such as KOSMOS-1 [53], represents a major leap in emerging multimodal learning—including multimodal dialogue, image captioning, visual question answering, and vision tasks. While our study explores perceptual alignment in foundational language models, MLLMs’

³We considered "red", "orange", "yellow", "green", "blue", "purple", "pink", "brown", "black", "gray" and "white"

ability to process multimodal inputs offers a richer information landscape. Future research can now investigate the potential of MLLMs to enhance human-AI perceptual alignment, exploring how these advanced models can enhance our understanding of multimodal human-AI interaction for everyday tasks, where AI products and services are increasingly embedded into many devices, beyond choosing clothing.

Acknowledgments

This work was supported by the UK Research and Innovation (UKRI) National Interdisciplinary Circular Economy Centres Research programme, as part of the Textiles Circularity Centre (TCC) [grant number EP/V011766/1]. For the purpose of open access, the author has applied a Creative Commons Attribution (CC BY) licence to any Author Accepted Manuscript version arising.

References

- [1] Dan Hendrycks, Collin Burns, Steven Basart, Andrew Critch, Jerry Li, Dawn Song, and Jacob Steinhardt. Aligning ai with shared human values. In *International Conference on Learning Representations*, 2020.
- [2] Jiyoung Lee, Seungho Kim, Seunghyun Won, Joonseok Lee, Marzyeh Ghassemi, James Thorne, Jaeseok Choi, O-Kil Kwon, and Edward Choi. Visalign: Dataset for measuring the alignment between ai and humans in visual perception. In *Thirty-seventh Conference on Neural Information Processing Systems Datasets and Benchmarks Track*, 2023.
- [3] Iason Gabriel. Artificial intelligence, values, and alignment. *Minds and machines*, 30(3):411–437, 2020.
- [4] Brian Christian. *The alignment problem: Machine learning and human values*. WW Norton & Company, 2020.
- [5] Amanda Askell, Yuntao Bai, Anna Chen, Dawn Drain, Deep Ganguli, Tom Henighan, Andy Jones, Nicholas Joseph, Ben Mann, Nova DasSarma, et al. A general language assistant as a laboratory for alignment. *arXiv preprint arXiv:2112.00861*, 2021.
- [6] Allan Dafoe, Edward Hughes, Yoram Bachrach, Tantum Collins, Kevin R. McKee, Joel Z. Leibo, Kate Larson, and Thore Graepel. Open Problems in Cooperative AI, 2020.
- [7] Allan Dafoe, Yoram Bachrach, Gillian Hadfield, Eric Horvitz, Kate Larson, and Thore Graepel. Cooperative ai: machines must learn to find common ground. *Nature*, 593(7857):33–36, 2021.
- [8] Anthony Elliott. *The culture of AI: Everyday life and the digital revolution*. Routledge, 2019.
- [9] Raising the dead with ai – communications of the acm. <https://cacm.acm.org/news/raising-the-dead-with-ai/>, 2024.
- [10] Zoltan Dienes and Dianne Berry. Implicit learning: Below the subjective threshold. *Psychonomic bulletin & review*, 4:3–23, 1997.
- [11] Dermot Lynott and Louise Connell. Modality exclusivity norms for 400 nouns: The relationship between perceptual experience and surface word form. *Behavior research methods*, 45:516–526, 2013.
- [12] S Kawabata and Masako Niwa. Objective measurement of fabric mechanical property and quality: its application to textile and clothing manufacturing. *International Journal of Clothing Science and Technology*, 3(1):7–18, 1991.
- [13] Hassan Behery. *Effect of mechanical and physical properties on fabric hand*. Elsevier, 2005.
- [14] Iliia Sucholutsky, Lukas Muttenthaler, Adrian Weller, Andi Peng, Andreea Bobu, Been Kim, Bradley C. Love, Erin Grant, Iris Groen, Jascha Achterberg, Joshua B. Tenenbaum, Katherine M. Collins, Katherine L. Hermann, Kerem Oktar, Klaus Greff, Martin N. Hebart, Nori Jacoby, Qiuyi Zhang, Raja Marjeh, Robert Geirhos, Sherol Chen, Simon Kornblith, Sunayana Rane, Talia Konkle, Thomas P. O’Connell, Thomas Unterthiner, Andrew K. Lampinen, Klaus-Robert Müller, Mariya Toneva, and Thomas L. Griffiths. Getting aligned on representational alignment, 2023.
- [15] Long Ouyang, Jeffrey Wu, Xu Jiang, Diogo Almeida, Carroll Wainwright, Pamela Mishkin, Chong Zhang, Sandhini Agarwal, Katarina Slama, Alex Ray, et al. Training language models to follow instructions with human feedback. *Advances in Neural Information Processing Systems*, 35:27730–27744, 2022.
- [16] Nitesh Goyal, Ian D Kivlichan, Rachel Rosen, and Lucy Vasserman. Is your toxicity my toxicity? exploring the impact of rater identity on toxicity annotation. *Proceedings of the ACM on Human-Computer Interaction*, 6(CSCW2):1–28, 2022.

- [17] Josh Achiam, Steven Adler, Sandhini Agarwal, Lama Ahmad, Ilge Akkaya, Florencia Leoni Aleman, Diogo Almeida, Janko Altenschmidt, Sam Altman, Shyamal Anadkat, et al. Gpt-4 technical report. *arXiv preprint arXiv:2303.08774*, 2023.
- [18] Alexander Pan, Jun Shern Chan, Andy Zou, Nathaniel Li, Steven Basart, Thomas Woodside, Hanlin Zhang, Scott Emmons, and Dan Hendrycks. Do the rewards justify the means? measuring trade-offs between rewards and ethical behavior in the machiavelli benchmark. In *International Conference on Machine Learning*, pages 26837–26867. PMLR, 2023.
- [19] Mycal Tucker, Yilun Zhou, and Julie A Shah. Latent space alignment using adversarially guided self-play. *International Journal of Human–Computer Interaction*, 38(18-20):1753–1771, 2022.
- [20] Arjen Stolk, Lennart Verhagen, and Ivan Toni. Conceptual alignment: How brains achieve mutual understanding. *Trends in cognitive sciences*, 20(3):180–191, 2016.
- [21] Kaarina Aho, Brett D Roads, and Bradley C Love. System alignment supports cross-domain learning and zero-shot generalisation. *Cognition*, 227:105200, 2022.
- [22] Nikolaus Kriegeskorte, Marieke Mur, and Peter A Bandettini. Representational similarity analysis-connecting the branches of systems neuroscience. *Frontiers in systems neuroscience*, page 4, 2008.
- [23] Lukas Muttenthaler, Jonas Dippel, Lorenz Linhardt, Robert A Vandermeulen, and Simon Kornblith. Human alignment of neural network representations. In *The Eleventh International Conference on Learning Representations*, 2022.
- [24] Mazda Moayeri, Keivan Rezaei, Maziar Sanjabi, and Soheil Feizi. Text-to-concept (and back) via cross-model alignment. In *International Conference on Machine Learning*, pages 25037–25060. PMLR, 2023.
- [25] Raja Marjieh, Ilia Sucholutsky, P v Rijn, Nori Jacoby, and Thomas L Griffiths. Large language models predict human sensory judgments across six modalities. *arXiv preprint arXiv:2302.01308*, 2023.
- [26] Yoshua Bengio, Aaron Courville, and Pascal Vincent. Representation learning: A review and new perspectives. *IEEE transactions on pattern analysis and machine intelligence*, 35(8):1798–1828, 2013.
- [27] S. J. Lederman and R. L. Klatzky. Haptic perception: A tutorial. *Attention, Perception, & Psychophysics*, 71(7):1439–1459, October 2009.
- [28] Wouter M Bergmann Tiest. Tactual perception of material properties. *Vision research*, 50(24):2775–2782, 2010.
- [29] Roberta L Klatzky, Susan J Lederman, and Catherine Reed. There’s more to touch than meets the eye: The salience of object attributes for haptics with and without vision. *Journal of experimental psychology: general*, 116(4):356, 1987.
- [30] Roberta L Klatzky, Susan J Lederman, and Victoria A Metzger. Identifying objects by touch: An “expert system”. *Perception & psychophysics*, 37:299–302, 1985.
- [31] Robert Rosenkranz and M Ercan Altinsoy. Mapping the sensory-perceptual space of vibration for user-centered intuitive tactile design. *IEEE Transactions on Haptics*, 14(1):95–108, 2020.
- [32] Douglas Atkinson, Sharon Baurley, Bruna Beatriz Petreca, Nadia Bianchi-Berthouze, and Penelope Watkins. The tactile triangle: a design research framework demonstrated through tactile comparisons of textile materials. *Journal of Design Research*, 14(2):142–170, 2016.
- [33] Catarina Marques, Elisete Correia, Lia-Tânia Dinis, and Alice Vilela. An overview of sensory characterization techniques: From classical descriptive analysis to the emergence of novel profiling methods. *Foods*, 11(3):255, 2022.
- [34] Angie Boggust, Benjamin Hoover, Arvind Satyanarayan, and Hendrik Strobelt. Shared interest: Measuring human-ai alignment to identify recurring patterns in model behavior. In *Proceedings of the 2022 CHI Conference on Human Factors in Computing Systems*, pages 1–17, 2022.
- [35] Rishi Bommasani, Drew A Hudson, Ehsan Adeli, Russ Altman, Simran Arora, Sydney von Arx, Michael S Bernstein, Jeannette Bohg, Antoine Bosselut, Emma Brunskill, et al. On the opportunities and risks of foundation models. *arXiv preprint arXiv:2108.07258*, 2021.
- [36] Izabela Luiza Ciesielska-Wrobel and Lieva Van Langenhove. The hand of textiles—definitions, achievements, perspectives—a review. *Textile Research Journal*, 82(14):1457–1468, 2012.
- [37] Mee-Sung Choi and Susan P Ashdown. Effect of changes in knit structure and density on the mechanical and hand properties of weft-knitted fabrics for outerwear. *Textile Research Journal*, 70(12):1033–1045, 2000.
- [38] Keith Slater. Comfort properties of textiles. *Textile progress*, 9(4):1–70, 1977.

- [39] Bruna Petreca, Sharon Baurley, and Nadia Bianchi-Berthouze. How do designers feel textiles? In *2015 International conference on affective computing and intelligent interaction (ACII)*, pages 982–987. IEEE, 2015.
- [40] Bruna Beatriz Petreca. *An understanding of embodied textile selection processes & a toolkit to support them*. Royal College of Art (United Kingdom), 2016.
- [41] Takekazu Kitagishi, Yuichi Hiroi, Yuna Watanabe, Yuta Itoh, and Jun Rekimoto. Telexiles: End-to-end remote transmission of fabric tactile sensation. In *Proceedings of the 36th Annual ACM Symposium on User Interface Software and Technology*, pages 1–10, 2023.
- [42] Temitayo Olugbade, Lili Lin, Alice Sansoni, Nihara Warawita, Yuanze Gan, Xijia Wei, Bruna Petreca, Giuseppe Boccignone, Douglas Atkinson, Youngjun Cho, et al. Fabrictouch: a multimodal fabric assessment touch gesture dataset to slow down fast fashion. In *2023 11th International Conference on Affective Computing and Intelligent Interaction (ACII)*, pages 1–8. IEEE, IEEE Computer Society, 2023.
- [43] Shu Zhong, Miriam Ribul, Youngjun Cho, and Marianna Obrist. Textilenet: A material taxonomy-based fashion textile dataset. *arXiv preprint arXiv:2301.06160*, 2023.
- [44] Alec Radford, Jeffrey Wu, Rewon Child, David Luan, Dario Amodei, Ilya Sutskever, et al. Language models are unsupervised multitask learners. *OpenAI blog*, 1(8):9, 2019.
- [45] Daniela Coppola. E-commerce worldwide-statistics & facts. *Statista*. <https://www.statista.com/topics/871/online-shopping/>, 2021.
- [46] ltd.. Texflag Sample Book Co. Textile sample books, fabric sample book.
- [47] C. Chan and Fashionary. *Textilepedia: The Complete Fabric Guide*. Fashionary, 2020.
- [48] Geoffrey E Hinton and Sam Roweis. Stochastic neighbor embedding. *Advances in neural information processing systems*, 15, 2002.
- [49] Arvind Neelakantan, Tao Xu, Raul Puri, Alec Radford, Jesse Michael Han, Jerry Tworek, Qiming Yuan, Nikolas Tezak, Jong Wook Kim, Chris Hallacy, et al. Text and code embeddings by contrastive pre-training. *arXiv preprint arXiv:2201.10005*, 2022.
- [50] Stephen Merity, Caiming Xiong, James Bradbury, and Richard Socher. Pointer sentinel mixture models, 2016.
- [51] Yukun Zhu, Ryan Kiros, Rich Zemel, Ruslan Salakhutdinov, Raquel Urtasun, Antonio Torralba, and Sanja Fidler. Aligning books and movies: Towards story-like visual explanations by watching movies and reading books. In *The IEEE International Conference on Computer Vision (ICCV)*, December 2015.
- [52] Stanley S Stevens. The psychophysics of sensory function. *American scientist*, 48(2):226–253, 1960.
- [53] Shaohan Huang, Li Dong, Wenhui Wang, Yaru Hao, Saksham Singhal, Shuming Ma, Tengchao Lv, Lei Cui, Owais Khan Mohammed, Barun Patra, Qiang Liu, Kriti Aggarwal, Zewen Chi, Johan Bjorck, Vishrav Chaudhary, Subhojit Som, Xia Song, and Furu Wei. Language Is Not All You Need: Aligning Perception with Language Models, 2023.