

Trends in hot carrier distribution for disordered noble-transition metal alloys

Eklavya Thareja¹, Kevin M. McPeak², Phillip T. Sprunger¹, Ilya Vekhter¹, William A. Shelton¹

¹Department of Physics and Astronomy, Louisiana State University, Baton Rouge, Louisiana 70803, USA

²Cain Department of Chemical Engineering, Louisiana State University, Baton Rouge, Louisiana 70803, USA

E-mail: eklavya.thareja@gmail.com

Abstract. We developed and tested an approach for predicting trends for efficient hot carrier generation among disordered metal alloys. We provide a simple argument for the importance of indirect transitions in the presence of disorder, thus justifying the use of Joint Density of States (*JDOS*)-like quantities for exploring these trends. We introduce a new *JDOS*-like quantity, *JDOS_K*, which heuristically accounts for longer lifetimes of quasiparticles close to the Fermi energy. To demonstrate the efficacy of this new quantity, we apply it to the study of $\text{Cu}_{50}\text{X}_{50}$ where $\text{X} = \text{Ag}, \text{Au}, \text{Pd}$ and $\text{Y}_{50}\text{Pd}_{50}$ where $\text{Y} = \text{Au}, \text{Ni}$. We predict that $\text{Ni}_{50}\text{Pd}_{50}$ produces the most hot carriers among the alloys considered. The improvement in the density of excited photocarriers over the base alloy used, $\text{Cu}_{50}\text{Ag}_{50}$, is 3.4 times for 800 nm and 19 times for 1550 nm light. This boost in hot-carrier generation is consequence of the ferromagnetic nature of the Ni alloy. We argue that our method allows efficient material-specific predictions for low bias photoconductivity of alloys.

1. Introduction

Generating "hot" carriers above equilibrium in metals holds potential for efficiently converting photons into electrical charge carriers in near-infrared (NIR) optoelectronics. Yet, identifying metals capable of both near-infrared hot-carrier generation and sustaining carrier lifetimes proves challenging. Disordered alloys frequently exhibit unique behaviors not found in their constituent elemental compounds, providing novel properties and alternative design approaches compared to ordered metals. Alloying can boost hot carrier generation via (i) disorder broadening of the states that can lead to increased DOS near photon energy below the Fermi level relative to an ordered systems, and (ii) increase in number of excited electrons due to disorder-enabled indirect transitions. Thus, alloying provides more phase space for excitations relative to ordered systems that are usually driven by direct (momentum-conserving) transitions in \vec{k} -space. Several of us recently showed that noble-transition metal, $\text{Au}_x\text{Pd}_{1-x}$, produces more hot carriers with longer lifetimes than its constituent metals with the near-infrared light [1]. Alloying can even be used to control hot carrier relaxation time [2] and improve absorption in thin films [3]. However, both the number of elements and compositional space of alloys is extremely large. This makes searches for potentially improved hot carrier materials immensely difficult, and a reliable method for predicting and comparing trends associated with hot-carrier generation for different alloys has been lacking. Having an approach

that can rank candidates and also provide additional insight into why one system is better than another is needed.

Joint density of states ($JDOS$), which is a convolution of the energy distribution of filled and empty states that differ by photon energy used for excitation, has been used for comparing candidate disordered alloys for hot carrier generation [4]. Here we first provide justification for using $JDOS$ -like quantities as the figure of merit, by explicitly showing that in the presence of disorder the contributions of directly and indirectly excited carriers to the conductivity are of the same order except for very dilute alloys. This justifies going from the momentum conserving transitions to convolution of the densities of states. However, we go further by noting that electrons excited into states away from the Fermi surface generically have shorter lifetimes than the low-energy excitations, in part due to inelastic scattering. Thus, it is the low energy photoexcited carriers that contribute more to low bias photoconduction. To account for this we define a new figure of merit, $JDOS_K$, which introduces into the convolution of the densities of states at energies separated by the photon energy a kernel, K , that gives larger weight to the excited electrons near the Fermi surface. We elucidate the differences between $JDOS$ and $JDOS_K$, and apply our approach to investigating hot carrier generation trends in the noble-transition metal alloys $Cu_{50}Ag_{50}$, $Cu_{50}Au_{50}$, $Cu_{50}Pd_{50}$, $Au_{50}Pd_{50}$ and $Ni_{50}Pd_{50}$.

The activation of hot carriers through photoexcitation in metals holds significance across various physical phenomena, encompassing surface photochemistry [5], photocatalysis [6], magneto-optical recording [7], and the transport of electrical charge and heat [7]. Metals, when photoexcited, can produce hot carriers through interband (such as $d \rightarrow sp$ or $d \rightarrow d$), intraband ($sp \rightarrow sp$) excitations, and Landau damping assisted by plasmons [8, 9, 10, 11, 12, 13]. Although nanostructured plasmonic materials enable adjustable distribution of hot-carrier energy, the efficiency of resulting devices remains notably low [9]. Leveraging the excitation of abundant d -band states presents a pathway to enhance the efficiency of hot carrier devices [10]. Consequently, materials featuring low-lying d -band states could facilitate the translation of these enhancements to near-infrared (NIR) hot carrier applications, such as ultrafast NIR photodetection.

Previously, Stofela et. al. [1] and Manoukian et. al. [14] have synthesized and characterized $Au_{50}Pd_{50}$ and $Cu_{1-x}Pd_x$ noble-transition metal alloy films. When the $Au_{50}Pd_{50}$ system was excited at 1550 nm, it displayed a 20-fold increase in hot holes compared to Au films and three-times longer lifetimes than pure Pd. Unlike Au, Cu does not have a strong spin-orbit interaction, however, our previous study did find common band behavior between the Cu 3- d and Pd 4- d states. This phenomenon is attributable to robust d -band hybridization as indicated by photoelectron spectroscopy and density functional theory calculations [1, 14]. Furthermore, ultrafast spectroscopy demonstrates composition dependent post-excitation dynamics, where dilute Pd alloys exhibit non-thermalized hot carriers right after excitation. The NIR inter-band transitions observed in these Pd alloys offer a pathway to non-thermalized hot holes, which are integral to several proposed optoelectronic applications [15, 16, 17].

This raises the question whether better optoelectronic devices can be made using disordered alloys of 3- d -transition metal and noble metals. Ordered alloys and disorder using special quasi-random structure method have been studied [18]. However, for disordered alloys broadening will substantially affect optical transitions, thus performing configurational average is crucial. Hence, we use KKR-CPA (Korringa, Kohn, and Rostoker method with Coherent-Potential Approximation) to perform these calculations [19, 20, 21, 22, 23], see section 3 for details. We use aforementioned scheme involving $JDOS_K$ to study disordered noble-transition metal alloys. We focus on FCC binary alloys and fix the composition to 50-50 to emphasize trends and establish validity of our

approach. We find that amongst the alloys considered $\text{Ni}_{50}\text{Pd}_{50}$ will generate the most hot carrier for low-bias photoconduction using 800 nm and 1550 nm light.

Remainder of the paper is organized as follows. In section 2, we discuss importance of indirect transition in disordered alloys and we introduce a new figure of merit, $JDOS_K$, to use for low bias photoconductance. We discuss computational details of our calculation in section 3. In section 4, we use $JDOS_K$ to rank various noble-transition metal disordered alloys. In section 5, we summarize our findings.

2. Indirect Transitions and Figure of Merit

In pure materials, optical transitions conserve the electron momentum, and, therefore, numerical evaluation of their amplitude requires a fine momentum mesh in the energy window comparable to the photon energy. Disorder relaxes the momentum conservation requirements, allowing for the indirect transitions, and, as we show now, in sufficiently disordered alloys the $JDOS$ provides a good figure of merit for the probability of optical transitions, and thus hot carrier generation.

One can expect this result on general grounds for a random alloy. Metallic bonding assumes strong sharing of the electrons in atomic orbitals on neighboring lattice sites. The dipole selection rules dictate that only states of opposite parity can be connected by the optical transitions in pure systems. However, random substitutional disorder mixes states of different parity since locally the inversion symmetry is broken. One may argue that this effect is strong for substitutions with ions of different size, since the lattice distortions decay algebraically, as power law in distance from the impurity site, and therefore the inversion symmetry breaking is persistent at long distances even for a dilute concentration. That symmetry breaking enables previously forbidden transitions. Averaging over random local environments is equivalent to allowing transitions between any states respecting energy conservation, even if momentum is not conserved. For the random alloys close to 50-50 concentrations, such as those studied here, $JDOS$ should provide a qualitatively, or even semi-quantitatively, correct estimate of the transition probability.

This argument can be put on even stronger footing for alloys with different ionic charges of constituents, considering the effects of the Coulomb potential. Here we make an argument similar to the one outlined by Ziman [24]. For simplicity, and without loss of generality, we consider single band system with the states labeled by the crystal momentum, $|\mathbf{k}\rangle$. The perturbative correction to the band Hamiltonian due to impurities and interaction with photons is

$$H_{pert} = (e/m)\mathbf{p} \cdot \mathbf{A} + V_{imp}, \quad V_{imp} = \sum_{i=1}^{N_{imp}} V_0(\mathbf{r} - \mathbf{R}_i), \quad (1)$$

where \mathbf{p} is the momentum operator, \mathbf{A} is the vector potential of the electromagnetic field, and V_0 is the scattering potential due to each of N_{imp} impurities located at positions \mathbf{R}_i . Let us consider the optically induced transition from the initial state, \mathbf{k}_i to the final state, \mathbf{k}_j . The two lowest order contributions to the linear, in \mathbf{A} , response are the direct transitions appearing at the first order, $\langle \mathbf{k}_j | \mathbf{p} \cdot \mathbf{A} | \mathbf{k}_i \rangle$, and impurity-enabled indirect transitions appearing at the second order

$$\sum_m \frac{\langle \mathbf{k}_j | \mathbf{p} \cdot \mathbf{A} | \mathbf{k}_m \rangle \langle \mathbf{k}_m | V_{imp} | \mathbf{k}_i \rangle}{E_i - E_j}. \quad (2)$$

For charged impurities the screened potential $V_0(r) = (Ze^2/r)e^{-q_{TF}r}$, where Z is the impurity charge, and the Thomas Fermi screening wave vector in the free electron gas approximation is $q_{TF}^2 = 4\pi e^2 n(E_F)$, with $n(E_F)$ as the density of states at the Fermi energy. For most metals the

screening length is of the order of lattice spacing, and therefore q_{TF} is comparable to the size of the Brillouin Zone. In the momentum representation

$$V_0(q) = \frac{4\pi Ze^2}{q^2 + q_{TF}^2} \approx \frac{4\pi Ze^2}{q_{TF}^2} \approx \frac{Z}{n(E_F)}, \quad (3)$$

over most of the Brillouin Zone where we can take $q \ll q_{TF}$. Independence of this approximate value on the momentum transfer suggests that, to a good approximation, the matrix element $\langle \mathbf{k}_m | V_{imp} | \mathbf{k}_i \rangle \approx N_{imp} \langle \mathbf{k}_m | V_0 | \mathbf{k}_i \rangle$. For a rough estimate we take the typical energy difference $E_i - E_j \sim E_F$, and note that for moderately high concentrations of impurities (as in our 50-50 alloys), the number of impurities is of the order of the number of electrons, $N_{imp} \approx N$. In that case the contribution of the indirect transitions in Eq. 2 is of order

$$\frac{\langle \mathbf{k}_j | \mathbf{p} \cdot \mathbf{A} | \mathbf{k}_m \rangle \langle \mathbf{k}_m | V_{imp} | \mathbf{k}_i \rangle}{E_i - E_j} \simeq \langle \mathbf{k}_j | \mathbf{p} \cdot \mathbf{A} | \mathbf{k}_m \rangle \frac{N}{E_F n(E_F)}. \quad (4)$$

The latter ratio is of order unity since $n(E_F) \sim N/E_F$. We therefore conclude that in disordered alloys the indirect optical transitions are not suppressed. The sum over all the intermediate states $|\mathbf{k}_m\rangle$ in Eq. 2 now implies that we can connect all possible initial and final states separated by the photon energy.

Given the importance of indirect transitions, it is the densities of states at the energies corresponding to the initial and final states that determine the likelihood of exciting free carriers with photons in disordered alloys. This is why *JDOS* was used as an effective testing tool in such systems [4, 3]. In computing the joint density of states we assume that the transition is allowed if the initial state is occupied and the final state is empty. Denoting the density of states by $n(E)$, and noting that the probability of the state at energy $E - E_{ph}$ being occupied is $f(E - E_{ph}, T)$ while the probability that the state at E into which the electron is photoexcited being empty is $(1 - f(E, T))$, where $f(E, T)$ is the Fermi function, the probability of exciting such a carrier is proportional to

$$\rho_{JDOS}(E, T) = n(E - E_{ph})n(E)f(E - E_{ph}, T)(1 - f(E, T)). \quad (5)$$

Assuming that the matrix element for the transition is not strongly dependent on energy in the relevant energy range, we use total *JDOS* [4] as the measure of the number of excited electrons for a given photon energy,

$$\begin{aligned} JDOS(E_{ph}) &= \int \rho_{JDOS}(E, T) dE \\ &\equiv \int n(E - E_{ph})n(E)f(E - E_{ph}, T)(1 - f(E, T)) dE. \end{aligned} \quad (6)$$

Since the photon energies are of the order of eV, many electrons are photoexcited in the states far above the Fermi energy. However, it is likely that inelastic electron-electron scattering, and other fast processes, will lead to recombination of high-energy electrons and holes. Thus, the higher energy electronic excitations are short-lived and will not significantly contribute to photoconduction at low bias. Therefore, we propose to introduce a kernel, K , in the definition of *JDOS* to obtain a figure of merit (FOM) that emphasizes low energy excitations near E_F ,

$$\begin{aligned} FOM &= JDOS_K(E_{ph}) = \int \rho_{JDOS_K}(E, T) dE \\ &= \int n(E - E_{ph})n(E)f(E - E_{ph}, T)(1 - f(E, T))K(E - E_F, T) dE. \end{aligned} \quad (7)$$

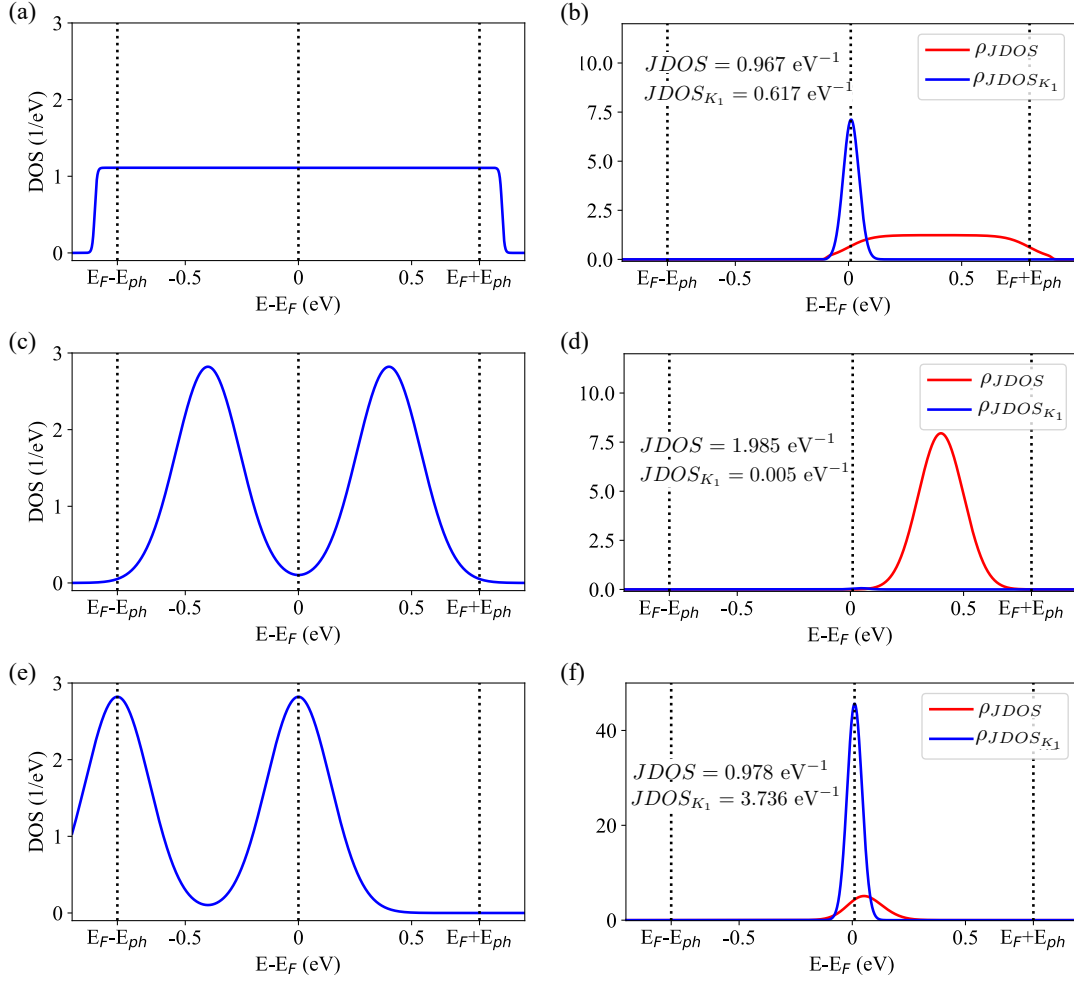


Figure 1: (a), (c) and (e) Show illustrative cases of DOS. (b), (d) and (f) demonstrate how ρ_{JDOS} and $\rho_{JDOS_{K_1}}$ varies differs from each other for different energy distributions of states. We fixed total number of electrons to 2 and temperature, $T = 600$ K. Note the different vertical scale in panels (b), (d) and (f).

Below we use and compare two (normalized) choices for the kernel $K(E - E_F, T)$, the thermally smeared Gaussian (K_1) and the step function (K_2)

$$K_1(E - E_F, T) = \frac{e^{-((E - E_F)/k_B T)^2}}{k_B T \sqrt{\pi}}, \quad (8)$$

$$K_2(E - E_F, T) = \begin{cases} \frac{1}{2k_B T}, & \text{for } -k_B T < E - E_F < k_B T \\ 0, & \text{otherwise} \end{cases} \quad (9)$$

Regardless of the choice of kernel, the trends we find for the alloys studied do not change, as discussed below in section 4.

Introduction of the kernel and emphasis on low energy excitations may result in very different trends exhibited by $JDOS_K$ compared to $JDOS$ depending on the density of states in the material. In Fig. 1, we illustrate this using three cases: (1) constant DOS between $E_F - E_{ph}$ to $E_F + E_{ph}$ results in $JDOS$ and $JDOS_{K_1}$ that are of the same order, see Figs. 1 (a-b), (2) peaks in the DOS separated by the photon energy, E_{ph} , that are located away from the Fermi surface result in $JDOS_{K_1} \ll JDOS$, see Figs. 1 (c-d), and (3) peaks in DOS separated by E_{ph} , with one peak near the Fermi energy result in $JDOS_{K_1} \gg JDOS$, see Figs. 1 (e-f). Importantly, for the latter two cases, that only differ by the shift of the DOS in energy, the $JDOS$ is comparable, but the $JDOS_K$ values are dramatically different. This highlights importance of appropriate choice of figure.

3. Computational Methods

The simulation results were based on the electronic-structure method of Korringa, Kohn, and Rostoker (KKR) [19, 20, 21, 22, 23] in combination with the Coherent-Potential Approximation (CPA) [19, 20, 21] which handles both electronic structure and disorder (chemical or magnetic) on equal footing. The multi-atom KKR-CPA software was originally developed at Oak Ridge National Laboratory/University of Cincinnati [25], to determine the electronic structure of complex alloys. The version used for this investigation is the full potential KKR-CPA developed by the Jülich group [26, 27]. For these calculations, the full potential and charge density were determined using a maximum angular momentum of $\ell_{max}=4$ for the spherical harmonic basis, and the Vosko, Wilks & Nussar (VWN) local density functional [28, 29] was employed for determining the exchange-correlation potential and energy. The \vec{k} -space integration is performed using the special \vec{k} -point integration technique [30, 31, 32]. A $16 \times 16 \times 16$ \vec{k} -mesh is used. The rectangular energy contour contained 28 energy points. The ground-state volumes were determined by calculating the total energy for 9 different lattice constants and fitting to the Birch–Murnaghan equation of state to obtain the ground-state volume [33, 34]. After obtaining the ground-state volume, the electronic DOS was calculated using the Green’s function on an energy grid parallel to the real energy axis but with a shift of 0.0025 Ryd. in the complex energy plane.

4. Results and Discussion

$JDOS_K$ for disordered alloys $\text{Cu}_{50}\text{Ag}_{50}$, $\text{Cu}_{50}\text{Au}_{50}$, $\text{Cu}_{50}\text{Pd}_{50}$, $\text{Au}_{50}\text{Pd}_{50}$ and $\text{Ni}_{50}\text{Pd}_{50}$ is shown in Fig. 2 for the two choices of the kernel and two different temperatures. For a particular choice of alloy, the variation in $JDOS_K$ for the two different kernels is small. The maximum difference is for $\text{Au}_{50}\text{Pd}_{50}$ at 1200 K and is still less than 8% for both 800 nm and 1550 nm wavelength, see Table 2. In addition, the normalized kernels result in almost temperature independent values for $JDOS_K$, see Fig 2. Thus, the trend in $JDOS_K$ values remains unchanged as components are varied, regardless of chosen kernel or temperature. $\text{Ni}_{50}\text{Pd}_{50}$ generates the most hot carriers according to our calculation. Below we compare and contrast the alloys considered.

Transition metals that have almost fully filled d -orbitals are well-suited for efficient hot carrier generation [1, 10, 14]. Optical transition in an isolated atom usually require parity change up to leading order due to electric dipole term, $\propto \langle \psi_f | \hat{r} | \psi_i \rangle$, thus $d \rightarrow d$ orbital transitions are forbidden. However, for disordered solids, broken inversion symmetry allows mixing of states with different

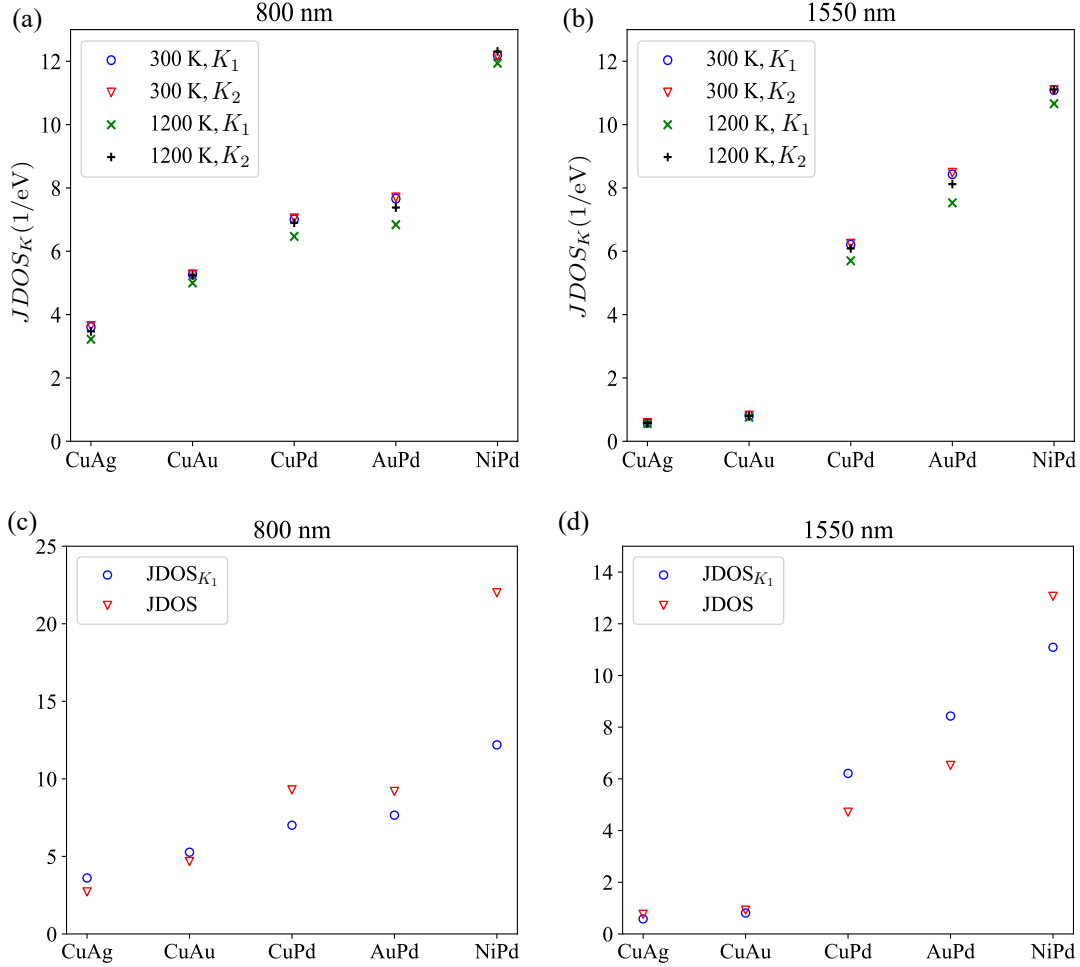


Figure 2: (a),(b) $JDOS_{K_1}$ and $JDOS_{K_2}$ defined in Eqs. 8 and 9 at 300K and 1200K for different transition-noble metal alloys with 50-50 ratio using (a) 800 nm and (b) 1550 nm light. (c),(d) Comparison of $JDOS$ and $JDOS_{K_1}$ for (c) 800 nm and (d) 1550 nm light shows quantitatively different trends.

parity. In addition, indirect transitions probability $\propto \int d\mathbf{r} e^{i(\mathbf{k}_i - \mathbf{k}_f) \cdot \mathbf{r}} \langle u_{\mathbf{k}_f} | \mathbf{r} | u_{\mathbf{k}_i} \rangle$ is generally non-zero due to disorder-assisted momentum change, see Sec. 2. Thus, $d \rightarrow d$ band transitions are allowed for disordered alloys.

Low bias photoconductance depends on excitations near the Fermi surface, due to small lifetimes of electrons far from the Fermi surface. Thus, important excitations are ones where electrons are excited from around $E_F - E_{ph}$ to empty states near E_F . Thus, ideally we would want a tall and sharp peak in DOS at $E_F - E_{ph}$, indicating large number of filled states, and another

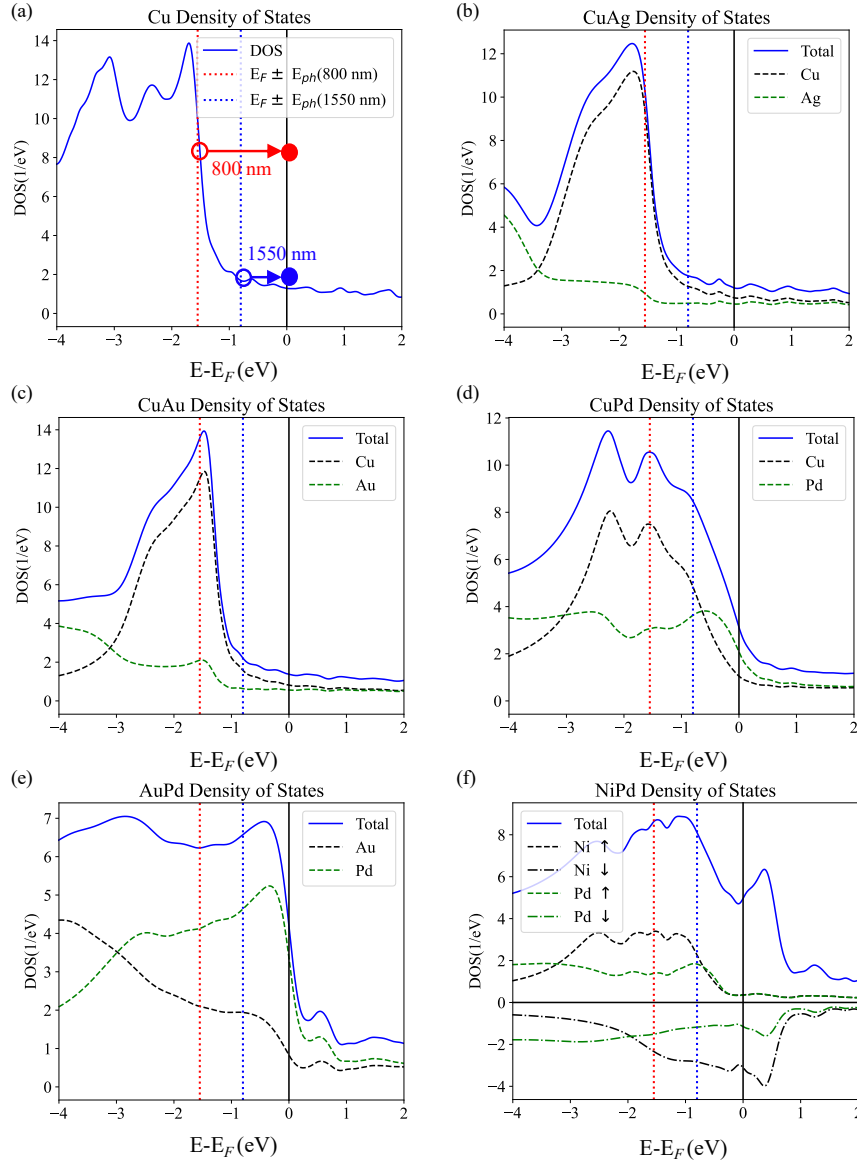


Figure 3: The figure shows density of states for (a) Cu, (b) $\text{Cu}_{50}\text{Ag}_{50}$, (c) $\text{Cu}_{50}\text{Au}_{50}$, (d) $\text{Cu}_{50}\text{Pd}_{50}$, (e) $\text{Au}_{50}\text{Pd}_{50}$ and (f) $\text{Ni}_{50}\text{Pd}_{50}$. (a) also shows excitation of electron (solid circle) to around E_F after optical excitation leaving a hole (empty circle) behind, using 800 nm (red) and 1550 nm light (blue).

peak of equal height at E_F , indicating the same number of empty states. In real materials this may not be possible. Below we use information about DOS peaks in pure metals, alloy them with carefully chosen components to align these peaks with $E_F - E_{ph}$. This is done by choosing alloying components with appropriate electronegativities that result in desired charge transfer between the components and, thus, desired change in position of the DOS peaks.

In its atomic form, Cu has electronic configuration $3d^{10}4s^1$. In solid form, this translates to filled $3d$ bands below E_F . Since $3d$ orbitals are closer to the nucleus than their $4s$ counterparts which have comparable energy, overlap between d -orbitals of two neighboring Cu atoms is small, and so the $3d$ -bands are narrower than $4s$ band. The peak of the Cu DOS, arising largely from these narrow $3d$ bands, is near but not exactly at $E_F - E_{ph}$ (800 nm), see Fig. 3(a). As we will see below, alloying can potentially help align the peak with it. However, first, we pick a baseline disordered alloy. Ag, which is a period below Cu. has a Pauling electronegativity very close to that of Cu (1.93 and 1.90 for Ag and Cu, respectively) [35]. Thus, there is only a small amount charge transfer between Cu and Ag on alloying. However, Ag bands are buried deep below E_F , see Fig. 3(b). Thus, the position of the Cu peak is virtually unchanged and $\text{Cu}_{50}\text{Ag}_{50}$ is a good baseline alloy. ρ_{JDOS} at 300 K also has a peak just above E_F , showing that most states are excited to just above E_F when 800 nm light is used, see Fig. 4(a). For 1550 nm, ρ_{JDOS} has a flatter energy distribution, which comes from flat DOS near $E_F - E_{ph}$ (1550 nm), see Figs. 4(d) and 3(b) respectively. We use ρ_{JDOS} in Fig. 4 to calculate our figure of merit, $JDOS_K$. The kernel used for $T = 300\text{K}$ has a width $2k_B T \approx 0.05$ eV, thus only states very close to E_F from ρ_{JDOS} are captured.

To align Cu d -band peak with $E_F - E_{ph}$ (800 nm), we need to move E_F into the d -bands by removing electrons which can be done by alloying with groups to the left of Cu, Ag and Au in the periodic table. By comparing Figs. 3(b) and 3(c), we see that peak in $\text{Cu}_{50}\text{Au}_{50}$ is better aligned with $E_F - E_{ph}$ (800 nm) than for $\text{Cu}_{50}\text{Ag}_{50}$. ρ_{JDOS} for 800 nm has a peak similar to $\text{Cu}_{50}\text{Ag}_{50}$, but the states that were at much higher energy are now closer to E_F . This boosts ρ_{JDOS} near E_F , see Fig. 4(a), leading to increase in $JDOS_{K_1}$ for $\text{Cu}_{50}\text{Au}_{50}$ because states closer to E_F have higher weight due to longer lifetimes, see Fig. 2.

Note the stark difference in values of $JDOS_{K_1}$ for 800 nm and 1550 nm, for both $\text{Cu}_{50}\text{Ag}_{50}$ and $\text{Cu}_{50}\text{Au}_{50}$ in Fig. 2. This is due to fewer states near $E_F - E_{ph}$ (1550 nm) when compared to $E_F - E_{ph}$ (800 nm), see Figs. 3(b) and 3(c). Even an increase in ratio of Au is unlikely to boost states near $E_F - E_{ph}$ (1550 nm), as increase from Cu DOS peak moving closer to $E_F - E_{ph}$ (1550 nm) will be negated by a corresponding reduction in peak height. Hence, a different component should be chosen to accomplish this. Pd being in the same period as Ag but with one less valence electron, has its $4d$ orbitals filled with 9 electrons. This provides a broad DOS of width ~ 4 eV that is pinned to E_F . Pd being more electronegative than Cu takes some charge away, pushing Cu states nearer to $E_F - E_{ph}$ (1550 nm), see Fig. 3(d). Additionally, there is strong mixing between Cu and Pd resulting in a boost of occupied states near $E_F - E_{ph}$ (1550 nm). As a result ρ_{JDOS} for $\text{Cu}_{50}\text{Pd}_{50}$ has much higher peak than $\text{Cu}_{50}\text{Ag}_{50}$ and $\text{Cu}_{50}\text{Au}_{50}$, see Fig. 4(d). This substantially increases its $JDOS_K$ for 1550 nm compared to $\text{Cu}_{50}\text{Ag}_{50}$, see Fig. 2(b) and Table 1. Transfer of negative charge from Cu moves the d -states peak nearer to $E_F - E_{ph}$ (800 nm) but peak height is reduced from hybridization. However, empty states above E_F increase. The overall effect is a substantial increase in $JDOS_K$ for 800 nm, see Fig. 2(a).

So far we have optimized for the number of occupied states near $E_F - E_{ph}$, now we focus on boosting empty states near E_F . Au being only slightly more electronegative than Pd will attract some negative charge to itself pushing some of Pd broad band states near the Fermi surface above E_F , see Fig. 3(e). Pd and Au both have broad bands composed of $4d$ and $5d$ that mix to give high

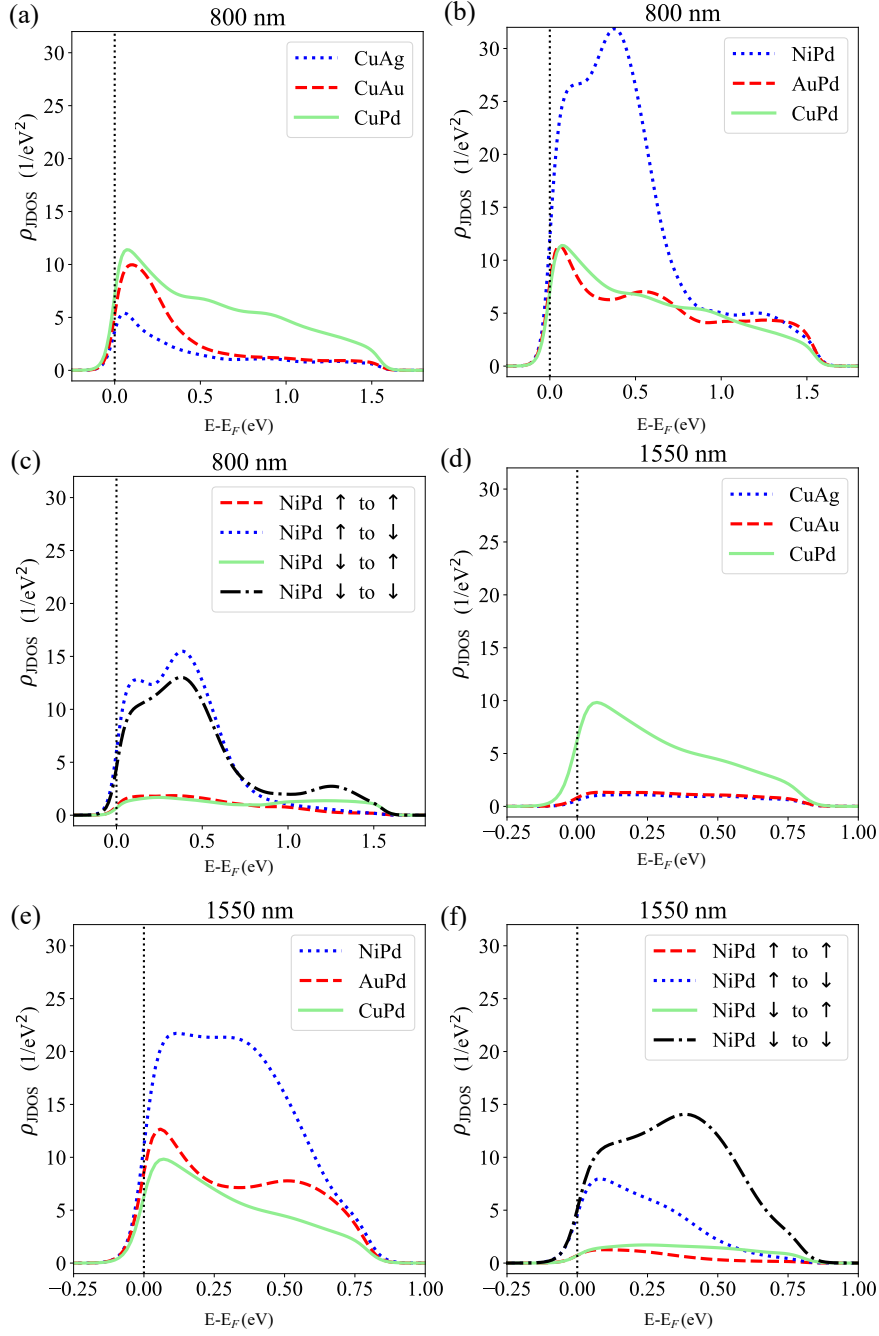


Figure 4: The figure shows ρ_{JDOS} for (a),(d) Cu alloys with 50-50 ratio, (b),(e) Pd alloys with 50-50 ratio, and (c),(f) Spin-split Ni₅₀Pd₅₀ for 800 nm (a-c) and 1550 nm (d-f) wavelengths at $T = 300$ K.

	800 nm	800 nm	1550 nm	1550 nm
Alloy	$JDOS$ (1/eV)	$JDOS_{K_1}$ (1/eV)	$JDOS$ (1/eV)	$JDOS_{K_1}$ (1/eV)
Cu ₅₀ Ag ₅₀	2.71	3.61	0.76	0.58
Cu ₅₀ Au ₅₀	4.67	5.27	0.92	0.81
Cu ₅₀ Pd ₅₀	9.29	7.01	4.71	6.21
Au ₅₀ Pd ₅₀	9.19	7.66	6.52	8.43
Ni ₅₀ Pd ₅₀	22.00	12.19	13.06	11.09

Table 1: Comparison of $JDOS$ and $JDOS_{K_1}$ for NIR wavelengths 800 nm and 1550 nm at 300 K. Note the increase in values of figure of merit down the table, $JDOS_{K_1}$ as we strategically switch alloy components. The trend can be quantitatively different for $JDOS$ and the proposed figure of merit, $JDOS_K$ (for kernel K_1).

DOS near $E_F - E_{ph}$ (1550 nm). This leads to increase in ρ_{JDOS} near fermi surface compared to Cu₅₀Pd₅₀, see Fig. 4(e). Consequently, $JDOS_{K_1}$ increases compared to Cu₅₀Pd₅₀, see Fig. 2(b). For 800 nm increase in empty states above E_F more than compensates for the relative decrease in filled states below E_F , resulting in slight gain in $JDOS_{K_1}$ over Cu₅₀Pd₅₀, see Fig. 2(a).

Another way to boost states both below and above E_F is to use a ferromagnetic components for alloying. Ferromagnetism splits bands, and thus DOS, pushing a few states above and few states below E_F . Ni₅₀Pd₅₀ is ferromagnetic as Ni magnetizes Pd leading to a split in DOS, see Fig. 3(f). From Table 2, we note \uparrow to \downarrow and \downarrow to \downarrow are dominant contributions to its $JDOS_K$. In presence of spin-orbit interaction, a photon absorption could result in electron spin-flip or spin-preserving transitions because spin and spatial degrees of freedom are coupled. Thus, we add both spin-flip and spin-preserving transitions to calculate $JDOS_K$ for Ni₅₀Pd₅₀.

We consider only binary alloys with a 50-50 composition. This is largely to give a clear demonstration of the scheme. Note that the peak in DOS above E_F lies near 0.5 eV, see Fig. 3(f). Thus, there is room for improvement in $JDOS_K$ by decreasing Ni composition in Ni₅₀Pd₅₀. However, we leave exploration of different ratios for future work.

Comparing $JDOS$ with $JDOS_K$ in Table 1 we note that $JDOS$ follows a similar trend. Thus, had we used $JDOS$ without the kernel, we would have been led to the same conclusion that Ni₅₀Pd₅₀ outperforms the other alloys. However, careful consideration of the numbers reveals that degree of improvement as one goes down the table is not the same for $JDOS$ and $JDOS_K$. In Table 1, the improvement in hot carrier generation using 800 nm light on switching Au with Pd in the Cu alloy is 98%, while it was only 33% from $JDOS_{K_1}$. $JDOS$ also significantly overestimates improvement in switching Au with Ni in Pd alloy, compared to estimates from $JDOS_{K_1}$. This is largely because highest point in DOS of Ni₅₀Pd₅₀ lies ~ 0.5 eV away from the Fermi surface, see Fig. 4(b). $JDOS_{K_1}$ down-weights these states as they will not contribute to photoconduction, while $JDOS$ includes them and hence the overestimates improvement in hot carrier generation. Additionally, $JDOS$ and $JDOS_{K_1}$ suggest opposite trend for Cu₅₀Pd₅₀ and Au₅₀Pd₅₀. Thus, similarity of the trend between $JDOS$ with $JDOS_K$ is largely due to our careful choice of components which for the most part have ρ_{JDOS} peaks near the Fermi surface, see Fig. 4(a-f). However, for a different set of alloys, $JDOS$ and $JDOS_K$ can suggest different trends in hot generation depending on the energy distribution of states, as illustrated in section 2.

Alloy	$T = 300K$		$T = 1200K$	
	800 nm	1550 nm	800 nm	1550 nm
Cu ₅₀ Ag ₅₀	3.61 (3.64)	0.58 (0.58)	3.22 (3.47)	0.56 (0.58)
Cu ₅₀ Au ₅₀	5.27 (5.27)	0.81 (0.81)	5.00 (5.24)	0.76 (0.80)
Cu ₅₀ Pd ₅₀	7.01 (7.04)	6.21 (6.24)	6.47 (6.90)	5.70 (6.09)
Au ₅₀ Pd ₅₀	7.66 (7.70)	8.43 (8.48)	6.84 (7.38)	7.53 (8.12)
Ni ₅₀ Pd ₅₀	12.19 (12.16)	11.09 (11.09)	11.94 (12.31)	10.66 (11.11)
(\uparrow to \uparrow)	0.86 (0.86)	0.72 (0.72)	0.83 (0.85)	0.67 (0.71)
(\uparrow to \downarrow)	6.09 (6.08)	4.54 (4.54)	5.92 (6.13)	4.23 (4.48)
(\downarrow to \downarrow)	4.55 (4.53)	5.12 (5.10)	4.52 (4.63)	5.05 (5.20)
(\downarrow to \uparrow)	0.69 (0.69)	0.72 (0.72)	0.68 (0.69)	0.70 (0.72)

Table 2: $JDOS_{K_1}$ ($JDOS_{K_2}$) for kernels K_1 and K_2 defined in Eq. 9, for transition-noble metal alloys using NIR wavelengths 800 nm and 1550 nm and temperatures 300 K and 1200 K.

5. Conclusion

In summary, above we provided a detailed justification for use of $JDOS$ -like quantities to rank the performance of alloys for generation of photo-induced hot carriers. We explicitly demonstrated that the linear response contributions of disorder-assisted (indirect) transitions and direct transitions are of the same order. Furthermore, we proposed a new figure of merit, $JDOS_K$, that is appropriate for low-bias photoconduction. We implemented our methodology, in conjunction with ab initio KKR-CPA method that we used to calculate the density of states, to rank several disordered noble-transition metal alloys for low-bias photoconduction.

Within this series we showed that for a 50-50 ratio Ni₅₀Pd₅₀ is likely to have the highest hot-carrier generation. This is due to ferromagnetic split of DOS contributions from both Ni and Pd, which boosts filled states above and empty states near the Fermi surface.

We expect that our method is generally applicable to a wide range of alloys. It is possible that in some alloys the main source of scattering is not from the Coulomb potential, for example, long range strain field (and hence small-momentum scattering). In such a case, the contribution of indirect transitions may be lower than our estimate, even though local breaking of point group symmetries by the strain still enables non-momentum conserving photoexcitations. We do not expect these cases to be common among the d -electron systems. Secondly, it is conceivable that for sufficiently dilute alloys that rare realizations of disorder give dominant contribution to the photoexcitations, substantially modifying the mean field KKR-CPA results (providing essentially an analog of Griffiths phases in magnets). It seems to us, that this would likely occur only in the

strongly interacting electron limit, less relevant to the noble metal alloys, but further investigations of this possibility are needed. Away from the dilute limit we expect the methods presented here to give a reliable tool for ranking alloys for low-bias photoconduction.

Acknowledgements

E.T., K.M.M., P.T.S. and W.A.S. acknowledge funding from the National Science Foundation under research Award No. DMR-2114304.

References

- [1] Sara K. F. Stofela, Orhan Kizilkaya, Benjamin T. Diroll, Tiago R. Leite, Mohammad M. Taheri, Daniel E. Willis, Jason B. Baxter, William A. Shelton, Phillip T. Sprunger, and Kevin M. McPeak. A noble-transition alloy excels at hot-carrier generation in the near infrared. *Advanced Materials*, 32(23):1906478, 2020.
- [2] Sarvenaz Memarzadeh, Kevin J. Palm, Thomas E. Murphy, Marina S. Leite, and Jeremy N. Munday. Control of hot-carrier relaxation time in au-ag thin films through alloying. *Opt. Express*, 28(22):33528–33537, Oct 2020.
- [3] Lisa J. Krayner, Kevin J. Palm, Chen Gong, Alberto Torres, Cesar E. P. Villegas, Alexandre R. Rocha, Marina S. Leite, and Jeremy N. Munday. Enhanced near-infrared photoresponse from nanoscale ag-au alloyed films. *ACS Photonics*, 7(7):1689–1698, 2020.
- [4] Tao Gong and Jeremy N. Munday. Materials for hot carrier plasmonics. *Opt. Mater. Express*, 5(11):2501–2512, Nov 2015.
- [5] R. R. Cavanagh, D. S. King, J. C. Stephenson, and T. F. Heinz. Dynamics of nonthermal reactions: femtosecond surface chemistry. *The Journal of Physical Chemistry*, 97(4):786–798, 1993.
- [6] Lin Yuan, Jingyi Zhou, Ming Zhang, Xuelan Wen, John Mark P. Martirez, Hossein Robotjazi, Linan Zhou, Emily A. Carter, Peter Nordlander, and Naomi J. Halas. Plasmonic photocatalysis with chemically and spatially specific antenna–dual reactor complexes. *ACS Nano*, 16(10):17365–17375, 2022. PMID: 36201312.
- [7] H. Petek and S. Ogawa. Femtosecond time-resolved two-photon photoemission studies of electron dynamics in metals. *Progress in Surface Science*, 56(4):239–310, 1997.
- [8] S. Pawlik, M. Bauer, and M. Aeschlimann. Lifetime difference of photoexcited electrons between intraband and interband transitions. *Surface Science*, 377-379:206–209, 1997. European Conference on Surface Science.
- [9] C. N. Berglund and W. E. Spicer. Photoemission studies of copper and silver: Theory. *Phys. Rev.*, 136:A1030–A1044, Nov 1964.
- [10] N. Del Fatti, C. Voisin, M. Achermann, S. Tzortzakis, D. Christofilos, and F. Vallée. Nonequilibrium electron dynamics in noble metals. *Phys. Rev. B*, 61:16956–16966, Jun 2000.
- [11] Ravishankar Sundararaman, Prineha Narang, Adam S. Jermyn, William A. Goddard III, and Harry A. Atwater. Theoretical predictions for hot-carrier generation from surface plasmon decay. *Nature Communications*, 5(1):5788, Dec 2014.
- [12] Jacob B. Khurgin. How to deal with the loss in plasmonics and metamaterials. *Nature Nanotechnology*, 10(1):2–6, Jan 2015.
- [13] Chung V. Hoang, Koki Hayashi, Yasuo Ito, Naoki Gorai, Giles Allison, Xu Shi, Quan Sun, Zhenzhou Cheng, Kosei Ueno, Keisuke Goda, and Hiroaki Misawa. Interplay of hot electrons from localized and propagating plasmons. *Nature Communications*, 8(1):771, Oct 2017.
- [14] Gregory A. Manoukian, Orhan Kizilkaya, Sergi Lendinez, Luis D. B. Manuel, Tiago R. Leite, Karunya S. Shirali, William A. Shelton, Phillip T. Sprunger, Jason B. Baxter, and Kevin M. McPeak. Emergent properties from cupd alloy films under near-infrared excitation. *The Journal of Chemical Physics*, 157(17):174702, 2022.
- [15] Lucas V. Besteiro, Emiliano Cortés, Satoshi Ishii, Prineha Narang, and Rupert F. Oulton. Hot electron physics and applications. *Journal of Applied Physics*, 129(15):150401, 04 2021.
- [16] Harsha Reddy and Vladimir M. Shalaev. Plasmonic hot-carriers and their applications: opinion. *Opt. Mater. Express*, 11(11):3827–3832, Nov 2021.
- [17] Mark L. Brongersma, Naomi J. Halas, and Peter Nordlander. Plasmon-induced hot carrier science and technology. *Nature Nanotechnology*, 10(1):25–34, Jan 2015.
- [18] Matej Bubaš and Jordi Sancho-Parramon. Hot carrier distribution engineering by alloying: Picking elements for the desired purposes. *The Journal of Physical Chemistry C*, 128(9):3924–3934, 2024.

- [19] GM Stocks, DMC Nicholson, WA Shelton, BL Györfy, FJ Pinski, DD Johnson, JB Staunton, B Ginatempo, PEA Turchi, and M Sluiter. First principles theory of disordered alloys and alloy phase stability. *Statics and dynamics of alloy phase transformations*, pages 305–359, 1994.
- [20] GM Stocks, WA Shelton, DM Nicholson, FJ Pinski, B Ginatempo, A Barbieri, BL Györfy, DD Johnson, JB Staunton, PEA Turchi, et al. First principles theory of alloy phase stability: Ordering and pre-martensitic phenomena in β -phase nial. *Ordered Intermetallics—Physical Metallurgy and Mechanical Behaviour*, pages 15–36, 1992.
- [21] Paul Soven. Coherent-potential model of substitutional disordered alloys. *Phys. Rev.*, 156:809–813, Apr 1967.
- [22] J Korringa. On the calculation of the energy of a bloch wave in a metal. *Physica*, 13(6):392–400, 1947.
- [23] W. Kohn and N. Rostoker. Solution of the schrödinger equation in periodic lattices with an application to metallic lithium. *Phys. Rev.*, 94:1111–1120, Jun 1954.
- [24] J. M. Ziman. A note on the selection rules for optical transitions in alloys. *The Philosophical Magazine: A Journal of Theoretical Experimental and Applied Physics*, 5(55):757–758, 1960.
- [25] Iowa State University, Ames, IA, USA . Mecca. multiple-scattering electronic-structure calculations for complex alloys (kkr-cpa program,). 2015.
- [26] Philipp Rüßmann and be-zimmermann and Guillaume Géranton and Cem Oran and Elias Rabel. Judftteam/jukkr: v3.6. Nov 2022.
- [27] Maurice Schmitt, Thibaud Denneulin, András Kovács, Tom G Saunderson, Philipp Rüßmann, Aga Shahee, Tanja Scholz, Amir H Tavabi, Martin Gradhand, Phivos Mavropoulos, Bettina V Lotsch, Rafal E Dunin-Borkowski, Yuriy Mokrousov, Stefan Blügel, and Mathias Kläui. Skyrmonic spin structures in layered Fe₅GeTe₂ up to room temperature. *Communications Physics*, 5(1):254, October 2022.
- [28] S. H. Vosko, L. Wilk, and M. Nusair. Accurate spin-dependent electron liquid correlation energies for local spin density calculations: a critical analysis. *Canadian Journal of Physics*, 58(8):1200–1211, 1980.
- [29] S. H. Vosko and L. Wilk. Influence of an improved local-spin-density correlation-energy functional on the cohesive energy of alkali metals. *Phys. Rev. B*, 22:3812–3815, Oct 1980.
- [30] D. J. Chadi and Marvin L. Cohen. Special points in the brillouin zone. *Phys. Rev. B*, 8:5747–5753, Dec 1973.
- [31] A. Baldereschi. Mean-value point in the brillouin zone. *Phys. Rev. B*, 7:5212–5215, Jun 1973.
- [32] Hendrik J. Monkhorst and James D. Pack. Special points for brillouin-zone integrations. *Phys. Rev. B*, 13:5188–5192, Jun 1976.
- [33] Francis Birch. Finite elastic strain of cubic crystals. *Phys. Rev.*, 71:809–824, Jun 1947.
- [34] F. D. Murnaghan. A theory of elasticity. *Phys. Rev.*, 51:593–593, Apr 1937.
- [35] L. Pauling. *The Nature of the Chemical Bond and the Structure of Molecules and Crystals: An Introduction to Modern Structural Chemistry*. George Fisher Baker Non-Resident Lecture Series. Cornell University Press, 1960.