

CWR SEQUENCE OF INVARIANTS OF ALTERNATING LINKS AND ITS PROPERTIES

MICHAŁ JABLONOWSKI

ABSTRACT. We present the *CWR* invariant, a new invariant for alternating links, which builds upon and generalizes the *WRP* invariant. The *CWR* invariant is an array of two-variable polynomials that provides a stronger invariant compared to the *WRP* invariant. We compare the strength of our invariant with the classical HOMFLYPT, Kauffman 3-variable, and Kauffman 2-variable polynomials on specific knot examples. Additionally, we derive general recursive “skein” relations, and also specific formulas for the initial components of the *CWR* invariant using weighted adjacency matrices of modified Tait graphs.

1. INTRODUCTION

The paper concerns embeddings of a circle in three-dimensional space, known as a knot (or link if there can be more than one component). A significant aspect of knot theory is the development and application of knot invariants, mathematical constructs that distinguish different knots. Among these invariants, polynomial invariants have played a pivotal role. Notable examples include the Alexander polynomial, the Jones polynomial, and the HOMFLYPT polynomial. These invariants have been instrumental in classifying knots and links, particularly alternating links, which are links with diagrams where over-crossings and under-crossings alternate as one travels along each component.

In this paper, we introduce a new invariant for alternating links called the *CWR* invariant. This invariant is a sequence of two-variable polynomials that generalizes the previously defined *WRP* invariant. The *WRP* invariant, while useful, has limitations in its ability to distinguish between certain knots. Our new invariant overcomes these limitations by incorporating additional structural information from the knot’s diagram.

In this paper, Section 2 contains necessary definitions and an example of *CWR* calculations, and we give proof of *CWR* invariance of flype-move, needed to apply the proven Tait’s Flype Conjecture. In Section 3 we show that *CWR* can distinguish between knots that other well-known invariants, such as HOMFLYPT and Kauffman polynomials, cannot. We then give properties of the invariant concerning: connected sum operation, chirality, and mutation. Additionally, we show that the *CWR*₂ and *CWR*₃ invariants can be computed using weighted adjacency matrices of modified Tait graphs, providing a practical computational method. Section 4 contains a recursive relation for *CWR* for diagrams satisfying given conditions. In Section 5 of this paper, we show computationally generated tables of the invariant for prime knots up to eight crossings.

Date: July 2, 2024.

2020 Mathematics Subject Classification. 57K10 (primary), 57K14 (secondary).

Key words and phrases. knot invariant, link invariant, alternating knot, *CWR* invariant, knots tabulation.

2. DEFINITIONS

An *diagram* D of a (non-trivial) knot or link K is a generic projection of the knot or link in the plane, a regular 4-valent graph, with extra information at each vertex indicating which arc of the link pass over the other. Moreover it is *alternating* when traveling around each link component on a diagram we pass crossing in alternate type fashion (i.e. if one passes an over/under-crossing, the next crossing will be an under/over-crossing, see [15] for a recent survey).

A knot or link diagram is a *reduced diagram* if a diagram without *nugatory crossings*, i.e. a crossing, such that its neighborhood looks like in Figure 1 left, that can be removed without changing the knot type, and it cannot be separated by any circle in the plane of projection (i.e. the diagram as projection has one connected component).

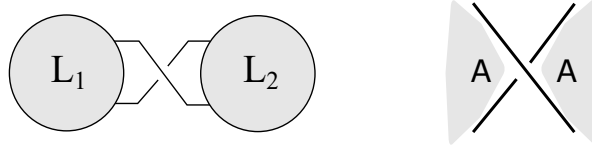


FIGURE 1. A nugatory crossing (left) and a checkerboard coloring (right).

By a *region* of a reduced diagram D we mean a face of the underlying projection of the link. The diagram can be checkerboard-shaded so that every edge separates a shaded region (black region) from an unshaded one (white region).

Moreover, we can assume [11, 15] that if the diagram is reduced then any region of type A as shown in Figure 1 right is a black region, otherwise it is a white region. Therefore, from now on, we can always assume this convention of coloring of diagram regions, when the diagram is reduced and alternating.

We consider two associated with D graphs (also known as Tait graphs) the shaded checkerboard graph G_B and the unshaded checkerboard graph G_W . The graph G_B has vertices corresponding to the black region regions of D , and an edge between two vertices for every crossing at which the corresponding regions meet. The dual graph G_W is defined by analogy but the vertices correspond to the white regions.

On each edge e of graph G_B and G_W we assign its weight $wg(e)$ as a variable w when the corresponding crossing was positive and variable r if it was negative crossing.

An unoriented graph G_B^* is then obtained from an unoriented graph G_B by consolidating all multiple edges between the same pair of vertices to a single edge that has its weight equal to the product of weights all edges being consolidated. The same goes with defining graph G_W^* from G_W .

For $i > 2$, we define $CB_i(w, r) \in \mathbb{Z}[w, r]$ as a two-variable polynomial $\sum_{C_B} \prod_e wg(e)$ where the sum is taken over all unoriented cycles (i.e. simple closed paths) C_B in a graph G_B^* of the diagram D and the product is taken over all edges in a given cycle. We define $CB_2(w, r) \in \mathbb{Z}[w, r]$ as a sum $\sum_e wg(e)$ where the sum is taken over all edges in G_B^* (when there are no edges in case of the trivial knot we can put the value as 0).

By analogy we define $CW_i(w, r) \in \mathbb{Z}[w, r]$ for all $i > 1$ considering a graph G_W^* instead of G_B^* . For an integer $i > 1$, we define $CWR_i(w, r)$ as an ordered tuple

$(CB_i(w, r), CW_i(w, r))$, when there are no cycles of length $i > 2$ in a given graph we put the corresponding value as 0. Define CWR of an alternating knot or link L as a sequence of invariants (ordered tuple):

$$CWR(L) = (CWR_2, CWR_3, CWR_4, \dots)$$

of any reduced alternating diagram D_L of L . When $CWR_i(w, r) = (0, 0)$ for every $i > N$, for some integer $N > 2$ then we omit those values $CWR_i(w, r)$ in the sequence for CWR, therefore the sequence is finite as there are finitely many cycles in a finite graph.

2.1. An example. For the knot $K7a1$ we have calculations show in Figure 2, that is $CWR(K7a1) = ((4r + 3w, 2r^2 + 3w), (2r^2w + w^3, 2r^2w^2), (2r^2w^2, r^4w^2), (r^4w, 0))$.

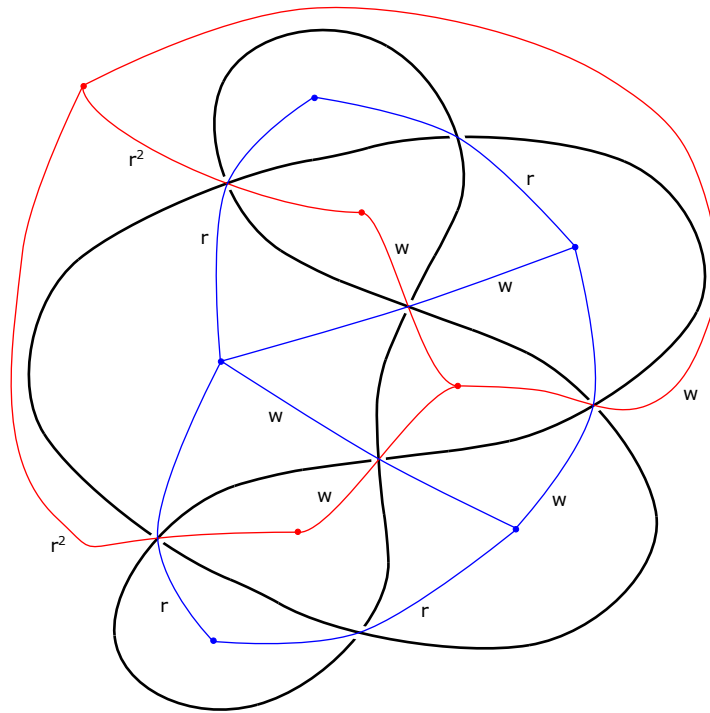


FIGURE 2. Knot $K7a1$ with their graphs G_B^* (blue) and G_W^* (red).

2.2. An invariance.

Theorem 2.1. For any pair D_1 and D_2 of reduced alternating diagrams of a given alternating link, we have

$$CWR(D_1) = CWR(D_2).$$

Proof. We use the theorem known as Tait's Flype Conjecture, which states that if D_1 and D_2 are reduced alternating diagrams, then D_2 can be obtained from D_1 by a sequence of flype-moves (a local move on a knot diagram that involves flipping a part of the diagram, see Figure 3) if and only if D_1 and D_2 represent the same link. This conjecture has been proven true by Menasco and Thistlethwaite [13, 14].

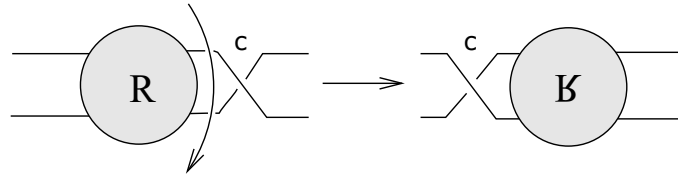


FIGURE 3. A flype-move on the tangle R moves the crossing c from one side of R to the other, while rotating R by 180° around the horizontal axis.

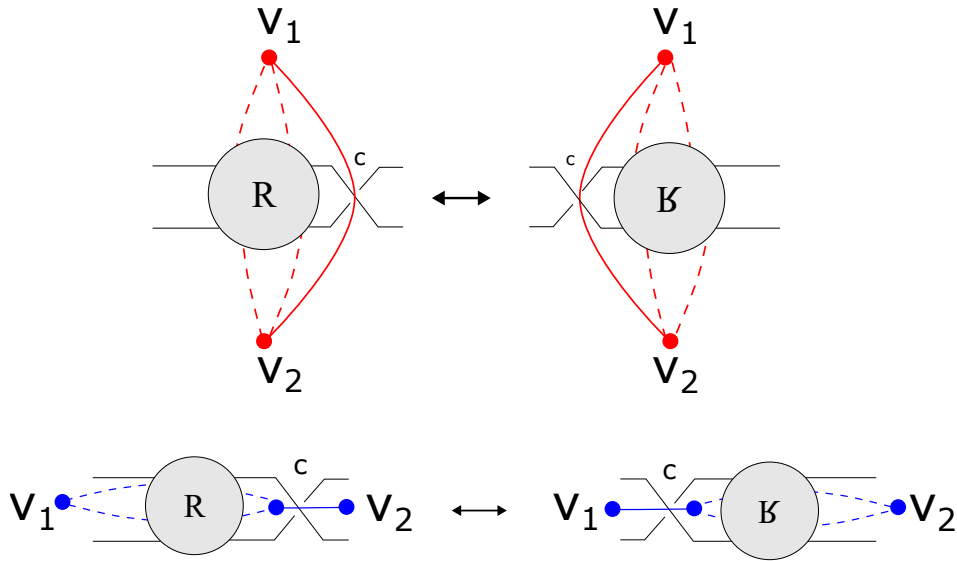


FIGURE 4. The general situation on graphs in flype-moves. Case I and II.

The diagrams can be checkerboard-colored, resulting in two types of regions (black and white). Let us fix the reduced alternating diagram before the flype as D_1 and after the flype as D_2 . We can now fix the graph G_1 as one of G_B^* or G_W^* for a diagram D_1 and the graph G_2 as the corresponding graph for a diagram D_2 . First, we notice that the black and white corresponding regions before and after the flype-move preserves their color. Second, we notice that the flype-move preserves the length of any corresponding cycles in graphs G_B^* and G_W^* , and also preserves the number of consolidated edges crossings and their weights.

Therefore, for $i > 1$ in $CB_i(w, r)$ (and $CW_i(w, r)$ respectively) there is a one-to-one correspondence between cycle summands in the definition of the functions. The rest of the proof is in the spirit of the proof of invariants of our previous (weaker) invariant WRP (see [5]). Namely, it is sufficient to prove that the corresponding cycles preserve the product of the weights of all their edges (that forms the cycle).

This can be seen in the general situation in Figure 4 for the cases of black or white graphs G_B^* and G_W^* we are considering, that only the relative position of edges can vary

between corresponding cycles so the product is preserved (as a commutative operation). We can easily conclude that if any cycle from G_1 does not go through both v_1 and v_2 then there is a one-to-one correspondence between cycles in G_1 and cycles in G_2 and each corresponding cycle preserves its number of edges and their weights. It is because the cycles are either outside the shown flype tangle (so they do not change) or they are completely inside a tangle R (plus eventually touching the unlabeled dot in the figure).

When a cycle in G_1 passes through both v_1 and v_2 then there is a corresponding cycle in G_2 that in Case I: preserves its number, its order, and their weight of edges involved in the cycle, in Case II: for all edges between v_1 and v_2 , the weights are preserved but the order may vary so this does not change the product of weights in the cycle. □

3. PROPERTIES

Let us consider the classical alternating knots and non-split link polynomial invariants: HOMFLYPT [4, 17], Kauffman 3-variable [7, 10] and Kauffman 2-variable [8] polynomials, and call them here: HOMFLYPT, Kauffman3v and Kauffman2v respectively.

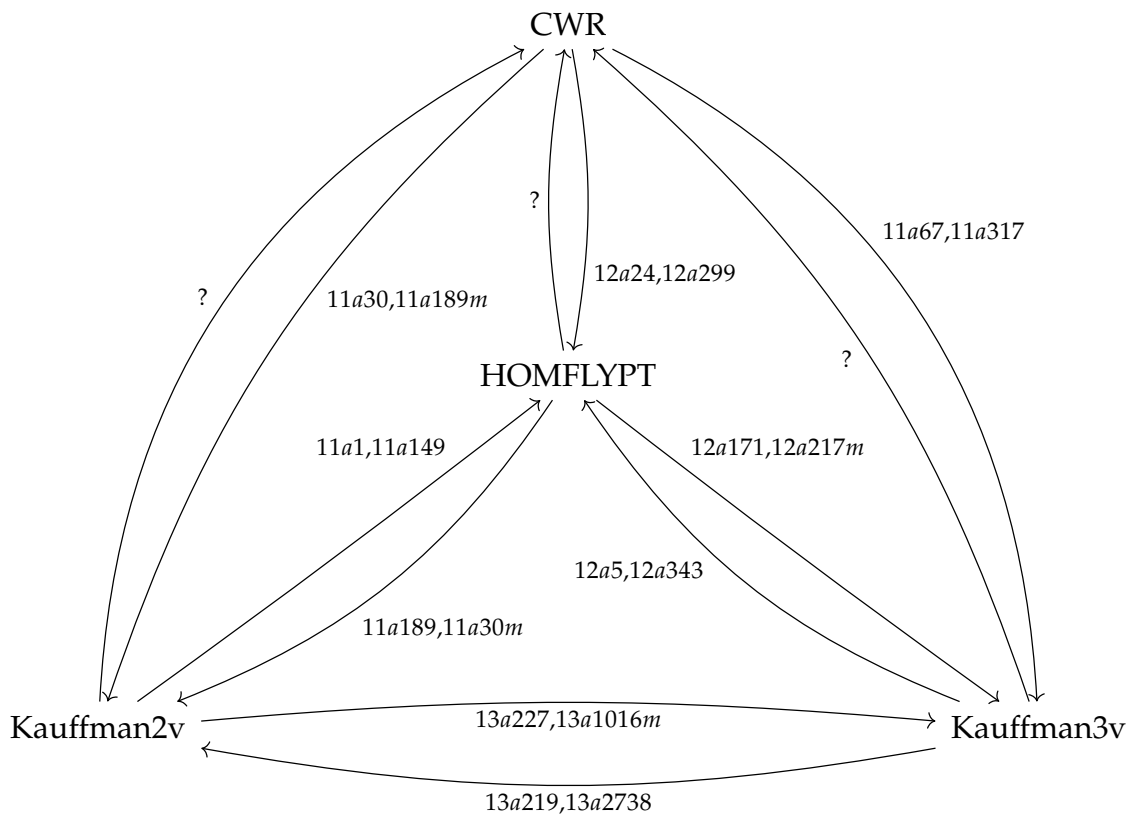


FIGURE 5. Invariants and relations

Examples, were HOMFLYPT, Kauffman3v, and Kauffman2v invariants, which are non-comparable in general are shown in Figure 5. An arrow $A \rightarrow B$ means that the

invariant A distinguishes the knots indicated in the arrow label and B does not. The letter m after a knot name stands for the mirror image of that knot. There are examples (shown in Figure 5) where CWR invariant is stronger than the mentioned other three invariants. But we cannot find examples when CWR is strictly weaker, we computationally done a search in the knot tables of knots up to 14 crossings, including their mirror images. Examples in the labels were found using [1, 2, 3].

In addition, we find that for a knotted pair $K12a24$ and $K12a299$ are indistinguishable by $HOMFLYPT$, $Kauffman3v$, $Kauffman2v$, signature, unknotting number, bridge index, 4-genus, Khovanov and Knot Floer homologies [1, 2, 3] (see [12] for a few other invariants that do not tell this knots apart). To distinguish we can use our CWR invariant, we have:

$$\begin{aligned} CWR(K12a24) &= ((4r + 8w, w^3 + 2r^2 + w^2 + 3w), (r^2w, r^2w^4 + r^2w^3 + r^2w^2), \\ &(2w^4, r^4w^3 + w^7), (3r^2w^3, r^2w^7), (r^4w^2, 0), (2r^2w^5, 0), (r^4w^4, 0)), \text{ and} \\ CWR(K12a299) &= ((4r + 8w, w^3 + 2r^2 + w^2 + 3w), (w^3, r^2w^4 + r^2w^3 + r^2w^2), \\ &(2r^2w^2, r^4w^4 + w^5), (2r^2w^3 + w^5, r^2w^7), (r^4w^2, 0), (r^4w^3 + r^2w^5, 0), (r^2w^6, 0)). \end{aligned}$$




FIGURE 6. Knots $K12a24$ and $K12a299$.

3.1. Generalization of the other invariants. With our definition, CWR invariant generalize the WRP invariant defined in one of our previous papers [5] as follows:

$$WRP(w, r) = \left\{ CWR_2(w^2, r^2) + 2 \cdot \sum_{i>2} CWR_i(w, r) \right\},$$

where the curly brackets mean taking the ordered tuple to an unordered tuple, and the sum of tuples is performed as the sum of corresponding coordinates in the tuples.

CWR invariant is strictly stronger than WRP , for example, the pair $K11a75$ and $K11a102$ cannot be distinguished by WRP as shown in [5] (together with their diagrams and resulting graphs), but CWR tell them apart, because:

$$\begin{aligned} CWR(K11a75) &= ((w^3 + 4r + 4w, w^3 + 2r^2 + 4w), (r^2w^3 + r^2w, r^2w^4), (0, 0), \\ &(w^7, r^2w^6), (r^2w^6 + r^2w^4, r^4w^4), (r^4w^3, 0)), \text{ and} \end{aligned}$$

$$CWR(K_{11a102}) = ((w^3 + 4r + 4w, w^3 + 2r^2 + 4w), (r^2w, 0), (r^2w^4, r^4w^4), (r^4w^3 + w^7 + r^2w^3, r^2w^6 + r^2w^4), (r^2w^6, 0)).$$

From $CWR(L)$ invariant, we can naturally read the crossing number $cr(L)$ and $writhe(L)$, we have the following.

Proposition 3.1. *For any alternating non-split link L*

$$cr(L) = \left. \frac{\partial CB_2(L)}{\partial w} \right|_{w=1} + \left. \frac{\partial CB_2(L)}{\partial r} \right|_{r=1} = \left. \frac{\partial CW_2(L)}{\partial w} \right|_{w=1} + \left. \frac{\partial CW_2(L)}{\partial r} \right|_{r=1}.$$

$$writhe(L) = \left. \frac{\partial CB_2(L)}{\partial w} \right|_{w=1} - \left. \frac{\partial CB_2(L)}{\partial r} \right|_{r=1} = \left. \frac{\partial CW_2(L)}{\partial w} \right|_{w=1} - \left. \frac{\partial CW_2(L)}{\partial r} \right|_{r=1}.$$

Proof. The alternating knot (or link) invariants $cr(L)$, $writhe(L)$, CB_i and CW_i can be calculated from the link L reduced alternating diagram ([6, 16, 19, 20]). In that kind of diagram, we can simply count each crossing as the sum of powers in the formula for CB_2 or CW_2 expressed as a sum of unimodal monomials, where each monomial is a one-variable function, because otherwise it would not be reduced alternating diagram as it can be reduced by a Reidemeister II move after possibly a flype-move. \square

It is also useful in increasing efficiency when searching for different knots with the same CWR invariant as they must have the same crossing number (and there are finitely many such knots).

When counting the product of weights for the cycle contribution in the formula for $CWR(L)$, the sum of powers of w and r in each monomial cannot be greater than $cr(L)$ as this is the total number of edges in a considered graph (counting with multiplications for the consolidate edges).

3.2. Connected sum. CWR is additive concerning the connected sum, we have the following.

Theorem 3.2. *If K_1 and K_2 are alternating knots, or non-split links, then*

$$CWR(K_1 \# K_2) = CWR(K_1) + CWR(K_2),$$

where the sum of tuples is performed as the sum of corresponding coordinates in the tuples.

Proof. Let $G_1 \vee G_2$ denote a graph obtained from graphs G_1 and G_2 by gluing them along one vertex (identification of one arbitrarily chosen vertex from each graph). This operation in this context of graphs is also called block sum. It can be straightforwardly examined that the connected sum operation $K_1 \# K_2$ can have the reduced alternating projection such that it merges exactly one black region and one white region from each checkerboard coloring of complementary regions of reduced alternating diagrams for K_1 and K_2 . From this operation we get that $G_B^*(K_1 \# K_2) = G_B^*(K_1) \vee G_B^*(K_2)$ and $G_W^*(K_1 \# K_2) = G_W^*(K_1) \vee G_W^*(K_2)$. Moreover, in the resulting graphs, no two edges merge and no edge is canceled. There are no new cycles besides the ones completely embedded in graphs for G_1 and G_2 because each new closed path passing through the joining vertex must pass it twice (otherwise it is one of the old cycles) and that contradicts the assumption that the path is simple. Therefore the cycles as a set just adds in counting $CWR(K_1 \# K_2)$, causing $CWR(K_1 \# K_2) = CWR(K_1) + CWR(K_2)$. \square

3.3. Non-mutant knots. *Mutant knots* are the knots such that they have diagrams that differ only by a (Conway's) mutation operation. The mutation operation modifies a knot by first cutting, then rotating (by π) and finally gluing arcs to preserve the number of components (that is one component in our knot case), the operation is performed in a 2-tangle along a 2-sphere embedded in \mathbb{R}^3 and intersecting transversely the knot in exactly four points.

Our computations show that the CWR invariant is strong enough to distinguish all non-mutant knots in the tables with up to 11 crossings, including their mirror images (when the knot is chiral). An example of a non-mutant pair (see [18]) that the CWR invariant does not distinguish is $K12a29$ and $K12a113m$, shown in Figure 7. The CWR invariant in their case is equal to $((2r^2 + 4r + 4w, r^2 + w^2 + 6r + 2w), (r^2w, r^2w^2 + 2r^3), (r^6 + 4r^3w^2 + w^4, r^2w^3), (2r^5w + r^2w^3, r^4w^3 + 2r^3w^3), (0, 2r^5w^3 + r^4w^3), (0, r^6w^3))$.




FIGURE 7. Knots $K12a29$ and $K12a113m$.

3.4. Chirality. We have the straightforward formula for the CWR invariant for the mirror image of a given link knowing the CWR value for the original link.

Proposition 3.3. *For any alternating link L , if we express CWR_i as $CWR_i(w, r)(L) = (CB_i(w, r), CW_i(w, r))$, then we have $CWR_i(w, r)(\text{mirror}(L)) = (CW_i(r, w), CB_i(w, r))$, where $\text{mirror}(L)$ is the mirror image of L .*

Proof. Let D_m be a reduced alternating diagram for $\text{mirror}(L)$ obtained by switching crossing types of every crossing in a given reduced alternating diagram D for L . Therefore, the diagrams D and D_m have corresponding regions in the projection complement but with switched colors, therefore the black and white graphs are exchanged. All cycles geometrically stay unchanged and the weights of each edge in a cycle are also switched, replacing variable r with w and vice versa because switching crossing types changes the sign of a crossing to the opposite. \square

In the set of alternating prime knots up to 13 crossings, the $CWR(L)$ can tell apart a knot and its mirror image if it is chiral (see [18]). This is in contrast to invariants

HOMFLYPT, Kauffman3v, and Kauffman2v which cannot distinguish between the knot $K10a10$ from its mirror image.

The knot $K14a506$ is not equivalent to its mirror image, but $CWR(K14a506) = CWR(K14a506m)$.

3.5. Matrix formulae for CWR_2 and CWR_3 . The *weighted adjacency matrix* of a (simple) graph G without loops, is the symmetric matrix $\bar{A}(G)$ whose rows and columns are indexed by some consistent orderings of vertices v_i such that $\bar{A}_{i,j}(G) = \text{weight}(e)$ if vertices v_i and v_j are endpoints of an edge e in G and 0 otherwise. Define also the *adjacency matrix* A as a weighted adjacency matrix where all edge weights are equal to 1.

Proposition 3.4. Let \bar{A}_B (resp. \bar{A}_W) be the weighted adjacency matrices for a graph G_B^* (resp. G_W^*) of an alternating link L , and A_B (resp. A_W) their corresponding adjacency matrices respectively.

$$CWR_2(L) = (\text{trace}(\bar{A}_B \cdot A_B)/2, \text{trace}(\bar{A}_W \cdot A_W)/2),$$

$$CWR_3(L) = (\text{trace}(\bar{A}_B^3)/6, \text{trace}(\bar{A}_W^3)/6).$$

Proof. It follows from a standard Graph Theory argument, see for example [9, Theorem 2.5.6]. Counting the number of closed directed paths of length 2 and 3 in a graph G equal $\text{trace}(A^2)/2$ and $\text{trace}(A^3)/3$ respectively for a standard adjacency matrix A of a graph G . We need only to consider weights. In case CWR_2 we count paths of length 2 from each vertex to itself, so counting one edge with weight from \bar{A} and one with weight 1 back to be consistent with the definition of multiplication of this to weights equal just single weight. In the case of CWR_3 , we count only simple paths (cycles) of length 3 that are multiplied when forming a cycle invariant and added when summing all cycles in our invariant CWR_3 , which is consistent with matrix multiplications in this context. The denominator here is 6 because we consider unoriented graphs so the closed path in one direction is the same as the path in the opposite direction. \square

Example 3.5. Let us calculate with the above method $CWR_2(K)$ and $CWR_3(K)$ invariants for knot $K = K7a1$ from its diagram shown in Figure 2.

We have for the graphs G_B^* and G_W^* in this figure that $\bar{A}_B = \begin{bmatrix} 0 & 0 & r & r & 0 \\ 0 & 0 & 0 & r & r \\ r & 0 & 0 & w & w \\ r & r & w & 0 & w \\ 0 & r & w & w & 0 \end{bmatrix},$

$$\bar{A}_W = \begin{bmatrix} 0 & r^2 & r^2 & w \\ r^2 & 0 & 0 & w \\ r^2 & 0 & 0 & w \\ w & w & w & 0 \end{bmatrix}, \bar{A}_B \cdot A_B = \begin{bmatrix} 2r & r & r & r & 2r \\ r & 2r & 2r & r & r \\ w & 2w & r+2w & r+w & w \\ w & w & r+w & 2r+2w & r+w \\ 2w & w & w & r+w & r+2w \end{bmatrix},$$

$$\bar{A}_W \cdot A_W = \begin{bmatrix} 2r^2 + w & w & w & 2r^2 \\ w & r^2 + w & r^2 + w & r^2 \\ w & r^2 + w & r^2 + w & r^2 \\ 2w & w & w & 3w \end{bmatrix},$$

$$\bar{A}_B^3 = \begin{bmatrix} 2r^2w & 3r^2w & 2r^3 + 3rw^2 & 3r^3 + 3rw^2 & r^3 + 2rw^2 \\ 3r^2w & 2r^2w & r^3 + 2rw^2 & 3r^3 + 3rw^2 & 2r^3 + 3rw^2 \\ 2r^3 + 3rw^2 & r^3 + 2rw^2 & 2r^2w + 2w^3 & 4r^2w + 3w^3 & 4r^2w + 3w^3 \\ 3r^3 + 3rw^2 & 3r^3 + 3rw^2 & 4r^2w + 3w^3 & 4r^2w + 2w^3 & 4r^2w + 3w^3 \\ r^3 + 2rw^2 & 2r^3 + 3rw^2 & 4r^2w + 3w^3 & 4r^2w + 3w^3 & 2r^2w + 2w^3 \end{bmatrix},$$

$$\bar{A}_W^3 = \begin{bmatrix} 4r^2w^2 & 2r^6 + 3r^2w^2 & 2r^6 + 3r^2w^2 & 2r^4w + 3w^3 \\ 2r^6 + 3r^2w^2 & 2r^2w^2 & 2r^2w^2 & 2r^4w + 3w^3 \\ 2r^6 + 3r^2w^2 & 2r^2w^2 & 2r^2w^2 & 2r^4w + 3w^3 \\ 2r^4w + 3w^3 & 2r^4w + 3w^3 & 2r^4w + 3w^3 & 4r^2w^2 \end{bmatrix},$$

therefore $CWR_2(K) = (\text{trace}(\bar{A}_B \cdot A_B)/2, \text{trace}(\bar{A}_W \cdot A_W)/2) = (4r + 3w, 2r^2 + 3w)$
and $CWR_3(K) = (\text{trace}(\bar{A}_B^3)/6, \text{trace}(\bar{A}_W^3)/6) = (2r^2w + w^3, 2r^2w^2)$.

4. RECURSIVE RELATIONS

For an integer $n > 0$, let the alternating reduced non-split links Btw_{2n+1} , Wtr_{2n+1} , t_a , t_b and t_c differ only locally by changing tangles as shown in Figure 8. We can derive the following recursive "skein" relations for $CWR_i(w, r) = (CB_i(w, r), CW_i(w, r))$, with the restrictions on diagrams.

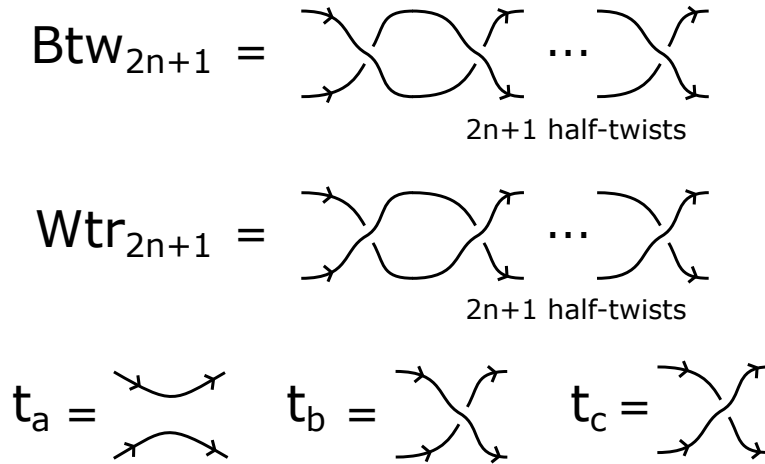


FIGURE 8. Definition of used tangles.

Theorem 4.1. *Assume that all diagrams used in the following relations are reduced, alternating, and non-split. Then, we have for all integers $k > 2, n > 0$:*

- (1) $CB_k(Wtr_{2n+1}) = r^{2n}CB_k(t_c) + (1 - r^{2n})CB_k(t_a)$,
(2) $CW_k(Btw_{2n+1}) = w^{2n}CW_k(t_b) + (1 - w^{2n})CW_k(t_a)$.

Proof. The proof goes by counting an invariant while taking care of the cases where the concerning cycles pass through given tangles shown in Figure 8.

Let us consider the first equation. The left-hand side $CB_k(Wtr_{2n+1})$ is calculated with all cycles of length k , the right-hand side is calculated considering cycles of length k not passing through Wtr_{2n+1} that is $CB_k(t_a)$ (from the assumption that t_a and is reduced) and those cycles of length k that passes through Wtr_{2n+1} correspond one-to-one with the cycles that pass through t_c , because we have only one edge in G_B^* passing through Wtr_{2n+1} from the assumption that Wtr_{2n+1} and is reduced. The weights of edges, that are considered in counting $(CB_k(t_c) - CB_k(t_a))$, change with the appropriate accumulated weigh scale by r^{2n} . Similar arguments are for the second equation, from the assumption that Btw_{2n+1} and t_b are reduced diagrams. \square

5. VALUES FOR KNOTS IN TABLES

We computationally generate, the following Table 1 of the CWR invariant of knots.

Table 1: Knots and their CWR invariant.

DT	Rolf	CWR invariant
K3a1	3 ₁	$((3w, w^3), (w^3, 0))$
K4a1	4 ₁	$((w^2 + 2r, r^2 + 2w), (r^2w^2, r^2w^2))$
K5a1	5 ₂	$((w^3 + 2w, w^2 + 3w), (w^5, 0), (0, w^5))$
K5a2	5 ₁	$((5w, w^5), (0, 0), (0, 0), (w^5, 0))$
K6a1	6 ₃	$((r^2 + r + 3w, w^2 + 3r + w), (r^3w + w^3, rw^3 + r^3), (r^3w^2, r^2w^3))$
K6a2	6 ₂	$((2r + 4w, w^3 + r^2 + w), (r^2w, r^2w^4), (w^4, 0), (r^2w^3, 0))$
K6a3	6 ₁	$((w^4 + 2r, r^2 + 4w), (r^2w^4, 0), (0, 0), (0, r^2w^4))$
K7a1	7 ₇	$((4r + 3w, 2r^2 + 3w), (2r^2w + w^3, 2r^2w^2), (2r^2w^2, r^4w^2), (r^4w, 0))$
K7a2	7 ₆	$((w^2 + 2r + 3w, r^2 + w^2 + 3w), (w^3, r^2w^3 + r^2w^2), (r^2w^3, w^5), (r^2w^4, 0))$
K7a3	7 ₅	$((w^2 + 5w, w^3 + w^2 + 2w), (w^4, 0), (w^5, w^7), (w^5, 0))$
K7a4	7 ₂	$((w^5 + 2w, w^2 + 5w), (w^7, 0), (0, 0), (0, 0), (0, w^7))$
K7a5	7 ₃	$((w^3 + 4w, w^4 + 3w), (0, 0), (0, w^7), (w^7, 0))$
K7a6	7 ₄	$((2w^3 + w, 7w), (w^7, 0), (0, 2w^4), (0, 0), (0, w^6))$
K7a7	7 ₁	$((7w, w^7), (0, 0), (0, 0), (0, 0), (0, 0), (w^7, 0))$
K8a1	8 ₁₄	$((w^2 + 2r + 4w, r^2 + w^2 + 4w), (2w^4 + r^2w, r^2w^2), (r^2w^3 + w^4, w^5), (r^2w^3, r^2w^5))$
K8a2	8 ₁₅	$((w^2 + 6w, 2w^2 + 4w), (w^4 + 2w^3, 0), (2w^5, w^6 + 2w^5), (w^6, 0))$
K8a3	8 ₁₀	$((r^3 + r^2 + 3w, w^2 + 5r + w), (r^5w + w^3, 0), (r^5w^2, r^2w^3), (0, r^3w^3 + r^5))$
K8a4	8 ₈	$((r^2 + 3r + 3w, r^3 + w^2 + 2r + w), (w^3, r^3w^3 + r^5), (0, r^2w^3), (r^5w, 0), (r^5w^2, 0))$
K8a5	8 ₁₂	$((2w^2 + 4r, 2r^2 + 4w), (r^2w^2, r^2w^2), (r^2w^4, r^4w^2), (r^4w^2, r^2w^4))$
K8a6	8 ₇	$((r^4 + r + 3w, w^2 + 5r + w), (r^5w + w^3, rw^3), (r^5w^2, 0), (0, r^5), (0, r^4w^3))$
K8a7	8 ₁₃	$((5r + 3w, r^3 + w^2 + 2r + w), (r^2w + w^3, r^5 + rw^3), (r^4 + r^2w^2, r^4w^3), (r^4w, 0), (r^4w^2, 0))$
K8a8	8 ₂	$((2r + 6w, w^5 + r^2 + w), (r^2w, r^2w^6), (0, 0), (0, 0), (w^6, 0), (r^2w^5, 0))$

Continued on next page

Table 1 – Continued from previous page

DT	Rolf	CWR invariant
K8a9	8 ₁₁	$((w^3 + 2r + 3w, r^2 + w^2 + 4w), (r^2w, r^2w^3), (w^6, w^5), (r^2w^5, r^2w^4))$
K8a10	8 ₆	$((w^3 + 2r + 3w, w^3 + r^2 + 3w), (r^2w^3, 0), (w^6, 0), (r^2w^3, r^2w^6))$
K8a11	8 ₁	$((w^6 + 2r, r^2 + 6w), (r^2w^6, 0), (0, 0), (0, 0), (0, 0), (0, r^2w^6))$
K8a12	8 ₁₈	$((4r + 4w, 4r + 4w), (4r^2w, 4rw^2), (4r^2w^2 + w^4, r^4 + 4r^2w^2), (4r^2w^3, 4r^3w^2))$
K8a13	8 ₅	$((2r + 6w, 2w^3 + r^2), (0, r^2w^6), (0, 0), (2r^2w^3, 0), (w^6, 0))$
K8a14	8 ₁₇	$((r^2 + 2r + 4w, w^2 + 4r + 2w), (r^3w + r^2w, rw^3 + rw^2), (2r^3w^2 + w^4, 2r^2w^3 + r^4), (r^3w^3 + r^2w^3, r^3w^3 + r^3w^2))$
K8a15	8 ₁₆	$((2r^2 + r + 3w, 5r + 3w), (r^4w + 2r^3w + w^3, rw^2), (r^4w^2 + 2r^3w^2, 2r^2w^2), (0, r^5 + 2r^3w^2), (0, r^4w^2))$
K8a16	8 ₉	$((r^3 + r + 4w, w^3 + 4r + w), (r^4w, rw^4), (w^4, r^4), (r^4w^3, r^3w^4))$
K8a17	8 ₄	$((w^4 + r^3 + r, 4r + 4w), (r^4w^4, 0), (0, r^4), (0, rw^4), (0, 0), (0, r^3w^4))$
K8a18	8 ₃	$((w^4 + 4r, r^4 + 4w), (0, 0), (0, 0), (r^4w^4, r^4w^4))$

We use our code, written in SageMath [3]. In this paper, there are the values for prime knots up to the crossing number equal to 8. The values of the CWR invariant for knots in the knot tables up to 16 crossings can be found in the CWRknots folder in <https://drive.google.com/drive/folders/1mdF8zHY9Avmy1GnY4co3neH7q7b2Vnso>.

REFERENCES

- [1] D. Bar-Natan. *The Mathematica Package KnotTheory*, Available at https://katlas.org/wiki/Main_Page (27/05/2024)
- [2] M. Culler, N.M. Dunfield, M. Goerner and J.R. Weeks, *SnapPy, a computer program for studying the geometry and topology of 3-manifolds*, Available at <http://snappy.computop.org> (27/05/2024)
- [3] Developers, *The Sage, Sagemath, the Sage Mathematics Software System (Version 10.1)*, (2023), <https://www.sagemath.org>
- [4] P. Freyd, D. Yetter, J. Hoste, W. B. R. Lickorish, K. Millett and A. Ocneanu, A new polynomial invariant of knots and links, *Bull. AMS* 12 (1985), 239–246.
- [5] M. Jabłonowski, A polynomial pair invariant of alternating knots and links, (2024), preprint <https://arxiv.org/abs/2307.08516>
- [6] L.H. Kauffman, New invariants in the theory of knots, *Amer. Math. Monthly* 95 (1988), 195–242.
- [7] L.H. Kauffman, A Tutte polynomial for signed graphs, *Discrete Applied Mathematics* 25 (1989), 105–127.
- [8] L.H. Kauffman, An invariant of regular isotopy, *Transactions of the AMS* 318 (1990), 417–471.
- [9] U. Knauer and K. Knauer, *Algebraic graph theory. Morphisms, Monoids and Matrices*, Vol.41 De Gruyter Studies in Mathematics, Walter de Gruyter GmbH, (2019).
- [10] K. Lafferty, The three-variable bracket polynomial for reduced, alternating links, *Rose-Hulman Undergraduate Mathematics Journal* 14 (2013), 98–113.
- [11] J.B. Listing, *Vorstudien zur Topologie, Gottinger Studien(Abtheilung 1)* 1 (1847), 811–875.
- [12] C. Livingston and A.H. Moore, KnotInfo: Table of Knot Invariants, <https://knotinfo.math.indiana.edu/>, (June 2024).
- [13] W. Menasco and M.B. Thistlethwaite, The Tait flying conjecture, *Bull. Amer. Math. Soc.* (1991), 403–412.
- [14] W. Menasco and M.B. Thistlethwaite, The classification of alternating links, *Annals of Mathematics* (1993), 113–171.
- [15] W. Menasco, Alternating Knots, In *Encyclopedia knot theory*, CRC Press (2021) 167–178.

- [16] K. Murasugi, Jones polynomials and classical conjectures in knot theory, *Topology* 26.2 (1987), 187–194.
- [17] J. Przytycki and P. Traczyk, Invariants of links of the Conway type, *Kobe J. Math.* 4 (1988), 115–139.
- [18] A. Stoimenov, *Knot data tables*, Available at <https://stoimenov.net/stoimeno/homepage/ptab/index.html> (27/05/2024)
- [19] M.B. Thistlethwaite, A spanning tree expansion of the Jones polynomial, *Topology* 26 (1987), 297–309
- [20] M.B. Thistlethwaite, Kauffman’s polynomial and alternating links, *Topology* 27 (1988), 311–318.

INSTITUTE OF MATHEMATICS, FACULTY OF MATHEMATICS, PHYSICS AND INFORMATICS,
UNIVERSITY OF GDAŃSK, 80-308 GDAŃSK, POLAND
Email address: `michal.jablonowski@gmail.com`