

SYMPLECTIC GEOMETRY OF ELECTRICAL NETWORKS

B. BYCHKOV, V. GORBOUNOV, L. GUTERMAN, AND A. KAZAKOV

ABSTRACT. In this paper we relate a well-known in symplectic geometry compactification of the space of symmetric bilinear forms considered as a chart of the Lagrangian Grassmannian to the specific compactifications of the space of electrical networks in the disc obtained in [11], [4] and [3]. In particular, we state an explicit connection between these works and describe some of the combinatorics developed there in the language of symplectic geometry. We also show that the combinatorics of the concordance vectors forces the uniqueness of the symplectic form, such that corresponding points of the Grassmannian are isotropic. We define a notion of Lagrangian concordance which provides a construction of the compactification of the space of electrical networks in the positive part of the Lagrangian Grassmannian bypassing the construction from [11].

CONTENTS

1. Introduction	1
1.1. Organization of the paper	3
1.2. Acknowledgments	3
2. The space of electrical networks and its natural compactifications	4
2.1. Electrical networks	4
2.2. Compactification of the spaces of bilinear forms and electrical networks	4
2.3. Positive compactifications of electrical networks	6
2.4. Electrical Lie theory and Lam group	10
3. Comparing different compactifications	11
3.1. Through linear algebra	11
3.2. Through combinatorics	13
4. Symplectic Lie algebra and electrical networks	16
4.1. Concordance and symplectic forms	16
4.2. Proofs of Algorithm 4.4 and Lemma 4.7	19
4.3. Lagrangian concordance	24
4.4. The special property of the concordance basis	27
5. Parametrizations of cactus networks	30
5.1. Parametrizations via effective resistance matrices	30
5.2. Electrical description of Algorithm 4.4	34
6. Appendix	36
6.1. Postnikov's networks and bipartite networks	36
References	38

1. INTRODUCTION

Thomas Lam constructed an embedding of the space E_n of electrical networks with n boundary points into a subspace of the intersection of the positive Grassmannian

$Gr(n-1, 2n)$ and a projectivization of a certain subspace H [11]. Examining the closure of the image of this embedding led him to the definition of the compactification of E_n which extends the above embedding to the closure of the image. Later it was shown in [4] and [3] that the intersection $Gr(n-1, n) \cap \mathbb{P}H$ is isomorphic to the Lagrangian Grassmannian $LG(n-1)$. From now on we will use the term embedding keeping in mind that it can be continued to the compactification via Lam's construction.

We begin this paper by explaining that using symplectic geometry one obtains a family of compactifications of the space E_n in $LG(n-1)$ and one can tailor the choice of an element in this family to a specific task. In particular, one can wish to parametrize the positive part of $LG(n-1)$ by electrical networks. We will call these compactifications *positive*. The compactifications constructed in [4] and [3] are meant to be positive but it is yet to be proved. These compactifications look different and our next goal in this paper is to state the precise connection between them.

In [4] it was shown that there is a degenerate 2-form $\tilde{\Lambda}_{2n}$ in the ambient space \mathbb{R}^{2n} such that the subspaces of dimension $n+1$ that form the image of the space of electrical networks under the Lam map are isotropic for $\tilde{\Lambda}_{2n}$. The variety $LG(n-1)$ appears as the quotient of these isotropic subspaces by the kernel of $\tilde{\Lambda}_{2n}$.

In the approach developed in [3] it was shown that there is a symplectic form $\bar{\Lambda}_{2n}$ in the ambient space such that the collection of subspaces of dimension $n-1$ that form the image of the space of electrical networks under the Lam map are isotropic for $\bar{\Lambda}_{2n}$. In fact everything is happening in a certain subspace $V \subset \mathbb{R}^{2n}$ of codimension two. Namely it turns out that $H \subset \bigwedge^{n-1} V$, Λ restricts to a symplectic form Λ_{2n-2} on V and $Gr(n-1, 2n) \cap \mathbb{P}H = LG(n-1, V)$ is the closed orbit of a certain vector in $\bigwedge^{n-1} V$ under the action of the symplectic group $Sp(V)$ for the 2-form Λ_{2n-2} . The subspace H becomes the space of the fundamental representation of $Sp(V) \cong Sp(2n-2)$ which corresponds to the last vertex of the Dynkin diagram.

The explicit connection between these compactifications can be stated in two ways.

On the one hand the construction of a compactification from [11] uses a bipartite graph obtained by the Temperley's trick from the graph representing an electrical network. One needs to make a non canonical choice of colors for the vertices of this bipartite graph and there are exactly two ways to do this. One choice leads to the construction from [11] and [3]. We prove in Corollary 3.14 that swapping the colors of the vertices gives a compactification from [4].

On the other hand each isotropic for $\bar{\Lambda}_{2n}$ subspace E of dimension $n-1$ has the symplectic orthogonal E^\perp of dimension $n+1$ such that $E \subset E^\perp$. The subspaces of complementary dimensions from [4] and [3] are symplectic orthogonal to each other up to a fixed linear isomorphism of the ambient space. We discuss this in Section 3.1.

The subspace H comes equipped with a remarkable basis. The basis vectors are so called *concordance vectors* and are defined via combinatorial properties of non-crossing matchings on the boundary vertices. Our next result, Theorem 4.3, says that this combinatorics forces the existence of a unique up to a scalar factor symplectic form such that the kernel of the convolution with it on $\bigwedge^{n-1} V$ is spanned by the concordance vectors. This form up to a scalar is the form Λ_{2n-2} described above. Moreover in the course of proving this theorem we found a combinatorial description of the concordance vectors in terms of basis of the space V . We call this combinatorial description *Lagrangian concordance*. It provides a direct construction (Algorithm 4.4) of the compactification of E_n on $LG(n-1)$ bypassing the construction from [11].

The electrical Lie algebra which is isomorphic to the symplectic Lie algebra \mathfrak{sp}_{2n-2} is given in terms of the Lam generators u_i and the relations between them. Although

u_i are not the Chevalley generators they possess some of their properties. In particular the concordance basis is very special with respect to the action of the electrical Lie algebra: the generators u_i map a concordance vector to a concordance vector or to zero, see Theorem 4.26.

In a recent paper [15] the authors studied the *grove algebra*, a quadratic algebra generated by the grove partition functions of electrical networks with the properties similar to the properties of the projective algebra of the Grassmannian. Our Theorem 4.30 implies a nice action of \mathfrak{sp}_{2n-2} on the set of grove coordinates. It might be useful for studying the grove algebra.

1.1. Organization of the paper. In Section 2 we present the theory of electrical networks in the form we will need it in this paper and describe the connection of the space of electrical networks to the Lagrangian Grassmannian.

In Section 3 we compare the embeddings from [4] and [11], [3] via symplectic geometry and via combinatorics. In Proposition 3.1 we prove that the subspaces from [4] and [3] corresponding to an electrical network are orthogonal to each other w.r.t. the standard bilinear form up to a fixed scalar matrix. In Corollary 3.4 we prove that these subspaces are $\overline{\Lambda}_{2n}$ -symplectic orthogonal to each other.

Section 3.2 is devoted to a comparison via combinatorics. We first define a dual generalized Temperley's trick. We then find in Theorem 3.13 a point of the Grassmannian $Gr_{\geq 0}(n+1, 2n)$ which represents the Postnikov's network associated to an electrical network via dual generalized Temperley's trick. In Corollary 3.14 we conclude that this point coincides with one defined in [4].

In Section 4 we relate the combinatorics of concordance with symplectic geometry. In Section 4.1 we prove Theorem 4.3 which explains how combinatorics of the concordance forces the existence of unique, up to a scalar, form such that the kernel of a convolution with it on $\bigwedge^{n-1} V$ is spanned by the concordance vectors. The intermediate step in proving this theorem is Algorithm 4.4 which gives an explicit procedure to express a concordance vector as an element of $\bigwedge^{n-1} V$. We finish this subsection relating concordance vectors to the description of Plucker coordinates of hollow cactus networks in Proposition 4.10.

In Section 4.2 we prove auxiliary statements in the course of proving Theorem 4.3, which are Algorithm 4.4 and Lemma 4.7.

In Section 4.3 we prove Theorem 4.16 describing the coefficients of a concordant vector as elements of $\bigwedge^{n-1} V$ and introduce the notion of a Lagrangian concordance in Definition 4.22, which provides a combinatorial way to describe a nonzero Plucker coordinates of a concordant vector as elements of $\bigwedge^{n-1} V$.

In Section 4.4 we prove that the action of Lam's generators on the basis of H , consisting of concordance vectors, possess a remarkable property that is stated in Theorem 4.26.

In Section 5 we discuss parametrization of electrical networks by effective resistances matrices and provide a different than Algorithm 4.4 way to write an expression of concordance vectors as elements of $\bigwedge^{n-1} V$.

In Section 6 we present a needed in Section 3.2 background on generalized Temperley's trick and Postnikov's networks.

1.2. Acknowledgments. Research of B. B. was partially supported by the ISF grant 876/20. For V. G. this article is an output of a research project implemented as part of the Basic Research Program at the National Research University Higher School of Economics (HSE University). Working on this project V. G. also visited the Max

Plank Institute of Mathematics in Bonn, Germany in the summer 2023 and BIMSA in Beijing, China in the summer 2024. L. G. was partially supported by the Israel Science Foundation grant ISF-2480/20. Research of A. K. and B. B. on Sections 3 and 4 was supported by the Russian Science Foundation project No. 20-71-10110 (<https://rscf.ru/en/project/23-71-50012>) which finances the work of A.K. at P. G. Demidov Yaroslavl State University. Research of A. K. on Section 5 was supported by the state assignment of MIPT (project FSMG-2023-0013). We are grateful to Boris Feigin for useful discussions. We also thank the anonymous referee for valuable comments.

2. THE SPACE OF ELECTRICAL NETWORKS AND ITS NATURAL COMPACTIFICATIONS

2.1. Electrical networks. We start with a brief introduction into the theory of electrical networks following [5] and [7]. An *electrical network* is a finite weighted undirected graph Γ embedded into a disk, where the vertex set is divided into the set of clockwise enumerated boundary vertices and the set of interior vertices. The weight $w(e)$ of an edge is to be thought of a conductance of the corresponding edge. We will think of electrical current as a flow along edges, and each vertex has a voltage. These physical objects should satisfy two laws. Kirchhoff's law says that for any interior vertex the total current through all adjacent edges equals zero. Ohm's law says that if $e = (u, v)$ is an edge then we have

$$I(e) = w(e)(U(u) - U(v))$$

where $w(e)$ is the conductance of the edge, $U(u)$, $U(v)$ are the voltages of the vertices u , v respectively and I is the current from u to v . We think of boundary vertices as of nodes to which a voltage is applied. It follows from the maximum principle for the discrete harmonic functions [6, Chapter 3.2] that fixed voltages on the boundary vertices give rise to the unique extension on all vertices. Voltages on the vertices lead to the electrical current flowing along the edges. From Kirchhoff's law follows that to determine electrical current on any edge of the graph Γ , it is enough to know electrical currents outgoing from the boundary vertices. Therefore to completely determine physical properties of an electrical network it is enough to know the map sending a vector $v \in \mathbb{R}^n$ of boundary voltages to a vector of boundary currents. This map is linear and its matrix is called the *response matrix* M_R which can be determined in terms of the network as it is proved in [5, Theorem 3.2]. Notice that two electrical networks share the same response matrix if and only if they can be transformed to each other with electrical transformations, see [11, Section 2.4].

We denote an electrical network by $e(\Gamma, \omega)$ or simply e , where Γ is an underlying graph and $\omega : \text{vertex set of } \Gamma \rightarrow \mathbb{R}_{>0}$ is a weight (conductance) function. We denote by E_n the set of electrical networks on n boundary vertices up to the electrical transformations.

2.2. Compactification of the spaces of bilinear forms and electrical networks.

This section contains some standard facts which can be found for example in [1].

A *symplectic* vector space is a vector space equipped with a symplectic bilinear form. An *isotropic* subspace of a symplectic vector space is a vector subspace on which the symplectic form vanishes. A maximal isotropic subspace is called a *Lagrangian* subspace. For a symplectic vector space V , the *Lagrangian Grassmannian* $LG(n, V)$ is the space of Lagrangian subspaces. If it is clear which symplectic space we are working with we will denote the Lagrangian Grassmannian $LG(n)$. For a degenerate skew-symmetric form Λ we denote by $IG^\Lambda(k, n) \subset Gr(k, n)$ the set of isotropic subspaces w.r.t. Λ .

Below we work with a specific symplectic space

$$W_n = \mathbb{R}^n \oplus (\mathbb{R}^n)^*,$$

where $(\mathbb{R}^n)^*$ is the dual space of \mathbb{R}^n , equipped with the symplectic form:

$$\Lambda((x, \psi), (x', \psi')) = \psi'(x) - \psi(x'),$$

for any (x, ψ) and (x', ψ') in W_n .

The set of all Lagrangian subspaces of W_n is the set of points of an algebraic variety $LG(n)$, called the Lagrangian Grassmannian. Let H be a hyperspace in W_n and H^\perp be its orthogonal with respect to the symplectic form Λ . It is a standard exercise in the linear symplectic geometry to show that $\dim H^\perp = 1$, $H^\perp \subset H$. If L is a Lagrangian subspace in W_n then H^\perp is either a subspace in L or $\dim H^\perp \cap L = 0$. In the first case L must be a subspace of H since the form Λ is non degenerate, in the second case $\dim L \cap H = n - 1$ since for non degenerate the maximal dimension of an isotropic subspace is n . Therefore in both these cases

$$\dim(L \cap H)/H^\perp = n - 1.$$

Moreover H/H^\perp inherits a symplectic form and the subspace $(L \cap H)/H^\perp$ is Lagrangian in H/H^\perp . Summarizing, any hyperspace $H \subset W_n$ defines a surjection

$$f_H: LG(n) \rightarrow LG(n - 1).$$

Denote by Sym_n the space of $n \times n$ symmetric matrices with the coefficients in \mathbb{R} . If Q is in Sym_n , then we can define the subspace

$$LQ = \text{Span}\{e_i + (\sum_{j=1}^n Q_{i,j} e_j^*)\}_{i=1, \dots, n}$$

where (e_i) is the canonical basis of \mathbb{R}^n , and (e_i^*) the dual basis. LQ is a Lagrangian subspace of W_n , it is just the graph of the linear map defined by the matrix Q . This correspondence defines a map from Sym_n to the algebraic variety $LG(n)$. This map is a standard description of a chart in $LG(n)$, the dimension of $LG(n)$ therefore is $(n^2 + n)/2$.

In particular an electrical network in a disk with n boundary points can be considered as a Lagrangian subspace. Indeed an electrical network $e(\Gamma, \omega) \in E_n$ has the response matrix M_R which is symmetric $n \times n$ matrix hence the above construction applies. However there is a subtlety here, the matrix M_R is always degenerate and therefore the image of the space E_n is a subvariety of positive codimension in $LG(n)$. Namely if we fixed a Lagrangian subspace in W_n , say $\mathbb{R}^n \oplus \mathbf{0}$, then the image of the elements of E_n lands in the submanifold of $LG(n)$ of the Lagrangian subspaces L such that

$$L \cap \mathbb{R}^n \oplus \mathbf{0} \neq \mathbf{0}$$

For a critical electrical network [5] the rank of the response matrix M_R is $n - 1$ and the kernel K of the linear map defined by M_R is generated by the vector \mathbf{v} whose all coordinates are equal to each other. Splitting W_n into a direct sum

$$W_n = K \oplus H$$

for any such a hyperspace H we naturally obtain a map from the space E_n into $LG(n - 1)$ according to the above construction. Since the dimensions of these spaces coincide we obtain a compactification of E_n . Choosing a particular complement subspace H to the subspace K and a particular basis of H one can tailor the compactification of E_n to specific tasks, for example, to use E_n to parametrize the positive part of $LG(n - 1)$.

2.3. Positive compactifications of electrical networks. In this section we will define the compactification of E_n obtained in [11], [4] and [3].

Definition 2.1. A *non-crossing partition* σ is a set partition of $[\bar{n}] := \{\bar{1}, \bar{2}, \dots, \bar{n}\}$ such that if $[\bar{n}]$ is arranged on a circle the convex hulls of its blocks are pairwise disjoint.

Equivalently, σ is non-crossing if there is no $i < j < k < l$ with ik and jl belonging to different components of σ .

Non-crossing partitions can also be defined given a graph embedded into a disk.

Definition 2.2. A *grove* F on Γ is a spanning subforest, that is an acyclic subgraph that uses all vertices, such that each connected component $F_i \subset F$ contains boundary vertices. The *boundary partition* $\sigma(F)$ is the set partition of the set $\{\bar{1}, \bar{2}, \dots, \bar{n}\}$ specifies which boundary vertices lie in the same connected component of F . Note that since Γ is planar, $\sigma(F)$ must be a *non-crossing partition*, also called a *planar set partition*.

We will often write set partitions in the form $\sigma = (\bar{a}, \bar{b}, \bar{c}|\bar{d}, \bar{e}|\bar{f}, \bar{g}|\bar{h})$. Denote by \mathcal{NC}_n the set of non-crossing partitions on the set $\{\bar{1}, \bar{2}, \dots, \bar{n}\}$. Each non-crossing partition σ on the set $\{\bar{1}, \bar{2}, \dots, \bar{n}\}$ has a dual non-crossing partition on $\{\bar{1}, \bar{2}, \dots, \bar{n}\}$ where by convention \tilde{i} lies between \bar{i} and $\overline{i+1}$ and \tilde{n} lies between \bar{n} and $\bar{1}$. For example, $(\bar{1}, \bar{3}|\bar{2}|\bar{4}, \bar{5}|\bar{6})$ is dual to $(\bar{1}, \bar{4}, \bar{6}|\bar{2}, \bar{3}|\bar{5})$.

We will often consider the non-crossing partition of $[2n]$ defined by merging the initial partition σ and its dual $\tilde{\sigma}$, where we will use an identification $\{1, 2, \dots, 2n-1, 2n\} = \{\bar{1}, \tilde{1}, \bar{2}, \tilde{2}, \dots, \bar{n}, \tilde{n}\}$. We will denote this partition $(\sigma|\tilde{\sigma})$ (see Fig. 1).

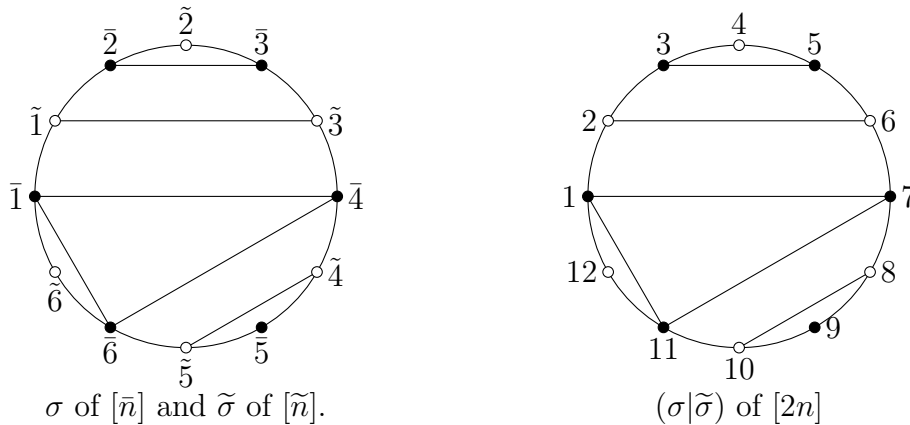


FIGURE 1. Non-crossing partition $\sigma = (\bar{1}, \bar{4}, \bar{6}|\bar{2}, \bar{3}|\bar{5})$ with its dual non-crossing partition $\tilde{\sigma} = (\tilde{1}, \tilde{3}|\tilde{2}|\tilde{4}, \tilde{5}|\tilde{6})$ and merged partition $(\sigma|\tilde{\sigma})$.

Definition 2.3. Let S be a circle with n boundary points labeled by $1, \dots, n$. Let $\sigma \in \mathcal{NC}_n$, identifying the boundary points according to the parts of σ gives a hollow cactus S_σ . It is a union of circles glued together at the identified points. The interior of S_σ , together with S_σ itself is called a cactus. A cactus network is a weighted graph Γ embedded into a cactus. In other words, we might think about cactus networks as the networks which are obtained by contracting the set of edges between the boundary vertices defined by $\sigma \in \mathcal{NC}_n$ which have infinite conductivity.

The motivation to introduce cactus networks was the fact that the image of the set of cactus networks coincides with the closure of the set of electrical networks under the embedding into a certain projective space, see [11, Section 4] for more details.

Recall that we denote by E_n the set of electrical networks with n boundary vertices up to the electrical transformations, see [11, Section 2.4]. We denote by \overline{E}_n the corresponding set of cactus networks up to the electrical transformations.

Definition 2.4. The *totally nonnegative Grassmannian* is the locus in the Grassmannian with the Plucker coordinates of the same sign.

We will now describe the embedding of the set of electrical networks into the totally nonnegative Grassmannian $Gr(n-1, 2n)_{\geq 0}$ from [11].

Definition 2.5. For a non-crossing partition σ we define the *grove measurement* related to σ as follows

$$L_{\sigma(\Gamma)} := \sum_{\{F|\sigma(F)=\sigma\}} wt(F),$$

where the summation is over all groves with boundary partition σ , and $wt(F)$ is the product of the weights of the edges in F . By L_{unc} we will denote the grove measurement of the type $L_{*|*|\dots|*}$.

Definition 2.6. We call an $(n-1)$ -element subset $I \subset \{1, \dots, 2n\}$ *concordant* with a non-crossing partition σ if each part of σ and each part of the dual partition $\tilde{\sigma}$ contains exactly one element not in I . In this situation we also say that σ or $(\sigma, \tilde{\sigma})$ is concordant with I .

Example 2.7. Let $\sigma = (\bar{1}, \bar{4}, \bar{6}|\bar{2}, \bar{3}|\bar{5})$ be such that $\tilde{\sigma} = (\tilde{1}, \tilde{3}|\tilde{2}|\tilde{4}, \tilde{5}|\tilde{6})$. Then σ is concordant with $\{2, 5, 7, 8, 11\}$ but not concordant with $\{2, 5, 7, 8, 12\}$, see Fig. 2. Recall that we use an identification $\{1, 2, \dots, 12\} = \{\bar{1}, \tilde{1}, \bar{2}, \tilde{2}, \dots, \bar{6}, \tilde{6}\}$.

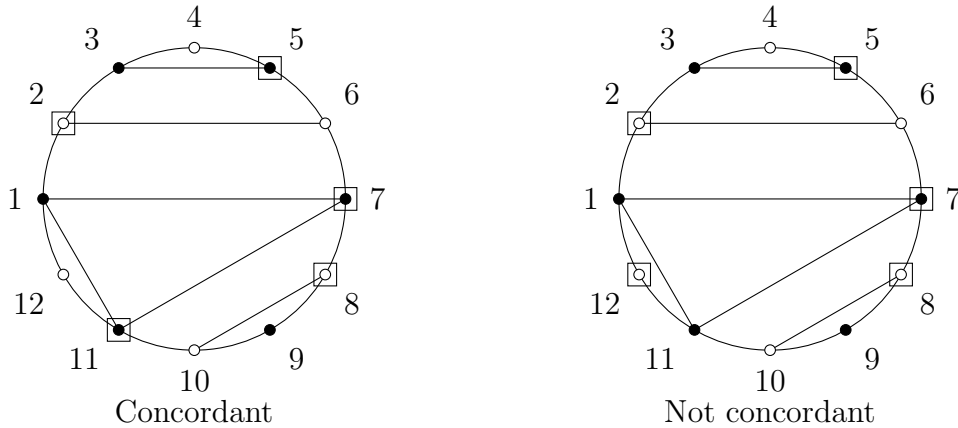


FIGURE 2. The non-crossing partition $\sigma = (\bar{1}, \bar{4}, \bar{6}|\bar{2}, \bar{3}|\bar{5})$ is concordant with $\{2, 5, 7, 8, 11\}$, but not concordant with $\{2, 5, 7, 8, 12\}$

Theorem 2.8. [11, Theorem 5.10] *Let $e \in \overline{E}_n$. Then the collection of boundary measurements*

$$\sum_{(\sigma, I)} L_{\sigma},$$

here summation is over all σ , which are concordant with I , considered as a set of Plucker coordinates, defines a point in the totally non-negative Grassmannian $Gr_{\geq 0}(n-1, 2n)$.

We will denote the sum $\sum_{(\sigma, I)} L_{\sigma}$ as Δ_I^{\bullet} .

Example 2.9. By Definition 2.6 for any n the following holds:

- $\Delta_{246\dots 2n-2}^\bullet = L_{unc}$;
- $\Delta_{135\dots 2n-3}^\bullet = L_{123\dots n}$.

Remark 2.10. The variable Δ_I^\bullet has an independent combinatorial definition as the dimer partition function of all almost perfect matchings (see [11, Section 3.2] and [12, Section 4.1]) on a bipartite network $N(\Gamma, \omega)$ (see Section 6.1) with the boundary I .

Definition 2.11. Let I be a $(n-1)$ -element subset of $\{1, \dots, 2n\}$ and $\sigma \in \mathcal{NC}_n$

Define a $\binom{2n}{n-1} \times C_n$ -matrix $A_n = (a_{I\sigma})$, where I is a $(n-1)$ -element subset of $\{1, \dots, 2n\}$, $\sigma \in \mathcal{NC}_n$ and C_n is the n -th Catalan number as follows:

$$a_{I\sigma} = \begin{cases} 1, & \text{if } \sigma \text{ is concordant with } I; \\ 0, & \text{otherwise.} \end{cases}$$

Let the *concordance space* H be the column space of A_n , it is a subspace of $\bigwedge^{n-1} \mathbb{R}^{2n}$ and $\dim H = C_n$. Denote by $\mathbb{P}H$ the projectivization of H .

The standard basis vectors of \mathbb{R}^{2n} we denote by e_i . For $I = (i_1, i_2, \dots, i_{n-1})$ we denote by e_I a standard vector $e_{i_1} \wedge e_{i_2} \wedge \dots \wedge e_{i_{n-1}}$. Thus vectors of the form $e_I = e_{i_1} \wedge e_{i_2} \wedge \dots \wedge e_{i_{n-1}}$ where $i_1 < i_2 < \dots < i_{n-1}$ form a basis of the space $\bigwedge^{n-1} \mathbb{R}^{2n}$; and vectors $w_\sigma = \sum_I a_{I\sigma} e_I \in \bigwedge^{n-1} \mathbb{R}^{2n}$ form a basis of the space H , we call them *concordance vectors*.

Theorem 2.12. [11, Theorem 5.8] *The image of the set \overline{E}_n in $Gr(n-1, 2n)_{\geq 0}$ is the intersection:*

$$Gr(n-1, 2n)_{\geq 0} \cap \mathbb{P}H.$$

Here we identify $Gr(n-1, 2n)_{\geq 0}$ and its Plucker embedding. It was proven by Chepur-George-Speyer [4, Theorem 1.5] and Bychkov-Gorbounov-Kazakov-Talalaev [3, Theorem 3.3] that in fact the image of \overline{E}_n under the Lam's embedding lies in the totally nonnegative Lagrangian Grassmannian. Now we are going to describe the embedding \overline{E}_n into the totally nonnegative Grassmannian $Gr(n-1, 2n)_{\geq 0}$ following [3]. This method allows to refine Theorem 2.8 since it proves that the image of \overline{E}_n lies in the Lagrangian Grassmannian $LG(n-1, V)$ for a certain $2n-2$ -dimensional subspace V . We will describe the second approach from [4] in Section 3.

Definition 2.13. Let $e \in E_n$ and denote by $M_R(e) = (x_{ij})$ its response matrix. Define a point in $Gr(n-1, 2n)$ associated to e as the row space of the matrix:

$$\Omega_n(e) = \begin{pmatrix} x_{11} & 1 & -x_{12} & 0 & x_{13} & 0 & \dots & (-1)^n \\ -x_{21} & 1 & x_{22} & 1 & -x_{23} & 0 & \dots & 0 \\ x_{31} & 0 & -x_{32} & 1 & x_{33} & 1 & \dots & 0 \\ \vdots & \vdots & \vdots & \vdots & \vdots & \vdots & \ddots & \vdots \end{pmatrix}.$$

Given a matrix M of size $(n-1) \times 2n$ we will denote by $\Delta_I(M)$ the minor of the matrix M corresponding to the set of columns indexed by the set $I = \{i_1, \dots, i_{n-1}\}$.

Theorem 2.14. [3, Theorem 3.3] *The row space of $\Omega_n(e)$ defines the same point in the $Gr_{\geq 0}(n-1, 2n)$ as the point defined by $e(\Gamma, \omega)$ under the Lam's embedding. More precisely, the set of maximal minors of the matrix $\Omega'_n(e)$ obtained from $\Omega_n(e)$ by deleting the last row is related to the choice of Plucker coordinates Δ_I^\bullet in Lam's embedding as $\Delta_I(\Omega_n(e)) = \frac{\Delta_I^\bullet}{L_{unc}}$.*

Now define the subspace V and the symplectic form Λ which will define the Lagrangian subspace for electrical networks.

$$V = \{v \in \mathbb{R}^{2n} \mid \sum_{i=1}^n (-1)^i v_{2i} = 0, \sum_{i=1}^n (-1)^i v_{2i-1} = 0\}.$$

Fix a basis for the subspace V :

(1)

$$v_1 = (1, 0, 1, 0, \dots, 0, 0, 0), \quad v_2 = (0, 1, 0, 1, \dots, 0, 0, 0), \dots, \quad v_{2n-2} = (0, 0, 0, 0, \dots, 1, 0, 1).$$

To make our notations consistent with a combinatorics of the points in Grassmannian corresponding to electrical networks we will use the following definition of the symplectic group:

$$Sp(2n, \mathbb{R}) = \{M \in Mat_{2n \times 2n}(\mathbb{R}) : M \Lambda M^T = \Lambda\}$$

for any symplectic form Λ . It means that we take the symplectic group for the form Λ^{-1} in the sense of the standard definition.

Lemma 2.15. [3, Lemma 4.2] *All the rows of the matrix $\Omega_n(e)$ belong to the subspace V .*

Expanding the rows of the matrix $\Omega_n(e)$ in the basis (1) we obtain the matrix $\tilde{\Omega}_n(e) = \Omega_n(e)B_n^{-1}$, where B_n is the matrix whose rows are vectors v_i . This parameterization was extended to the cactus networks as well, see [3, Section 3.2].

Fix the symplectic form on V

$$(2) \quad \Lambda_{2n-2} = \begin{pmatrix} 0 & 1 & 0 & \cdots & \cdots & 0 \\ -1 & 0 & -1 & 0 & & \vdots \\ 0 & 1 & 0 & 1 & \ddots & \vdots \\ \vdots & \ddots & \ddots & \ddots & \ddots & 0 \\ \vdots & & \ddots & 1 & 0 & 1 \\ 0 & \cdots & \cdots & 0 & -1 & 0 \end{pmatrix},$$

i.e. Λ_{2n-2} is a $2n - 2 \times 2n - 2$ matrix.

Theorem 2.16. [3, Theorem 4.4] *For $e \in \overline{E}_n$ the matrix $\tilde{\Omega}_n(e)$ defines a point of $LG_{\geq 0}(n-1, V)$. In other words, the following identity holds:*

$$\tilde{\Omega}_n(e) \Lambda_{2n-2} \tilde{\Omega}_n(e)^T = 0.$$

We now describe the embedding of \overline{E}_n into the totally nonnegative Isotropic Grassmannian $IG^{\tilde{\Lambda}_{2n}}(n+1, 2n)_{\geq 0}$ following Chepuri-George-Speyer [4], where the skew-symmetric form $\tilde{\Lambda}_{2n}$ is given by

$$\begin{aligned} & \tilde{\Lambda}_{2n}((x_{\bar{1}}, x_{\bar{1}}, x_{\bar{2}}, x_{\bar{2}}, \dots, x_{\bar{n}}, x_{\bar{n}}), (y_{\bar{1}}, y_{\bar{1}}, y_{\bar{2}}, y_{\bar{2}}, \dots, y_{\bar{n}}, y_{\bar{n}})) = \\ & \sum_{i=1}^n (x_{\bar{i}} y_{\bar{i}} - x_{\bar{i}} y_{\bar{i}}) + \sum_{j=1}^{n-1} (x_{\bar{j+1}} y_{\bar{j}} - x_{\bar{j}} y_{\bar{j+1}}) + (-1)^n (x_{\bar{1}} y_{\bar{n}} - x_{\bar{n}} y_{\bar{1}}), \end{aligned}$$

where we use a natural identification $[2n] = [\bar{n}] \sqcup [\tilde{n}]$ given by $\{1, 2, 3, 4, \dots, 2n-1, 2n\} = \{\bar{1}, \tilde{1}, \bar{2}, \tilde{2}, \dots, \bar{n}, \tilde{n}\}$.

The form $\tilde{\Lambda}_{2n}$ has a two dimensional kernel, spanned by the vectors $(0, 1, 0, -1, \dots, 0, (-1)^{n-1})$ and $(1, 0, -1, 0, \dots, (-1)^{n-1}, 0)$. Note that any of these vectors is orthogonal to V and since $\dim(V) = 2n - 2$ we get $\mathbb{R}^{2n} = V \oplus \ker \tilde{\Lambda}_{2n}$.

Theorem 2.17. [4, Theorem 1.6 and Theorem 1.8] *Let $e(\Gamma, \omega) \in E_n$ and denote by M_R its response matrix. Choose an arbitrary matrix S such that:*

$$(3) \quad -M_R = \begin{pmatrix} S_{1n} - S_{11} & S_{2n} - S_{21} & \cdots & S_{nn} - S_{n1} \\ S_{11} - S_{12} & S_{21} - S_{22} & \cdots & S_{n1} - S_{n2} \\ \vdots & \vdots & \cdots & \vdots \\ S_{1(n-1)} - S_{1n} & S_{2(n-1)} - S_{2n} & \cdots & S_{n(n-1)} - S_{nn} \end{pmatrix}.$$

Then the matrix $MD \in IG^{\tilde{\Lambda}_{2n}}(n+1, 2n)_{\geq 0}$, where M is $(n+1 \times 2n)$ matrix defined by

$$M = \begin{pmatrix} 0 & 1 & 0 & 1 & \cdots & 0 & 1 \\ 1 & S_{11} & 0 & S_{12} & \cdots & 0 & S_{1n} \\ 0 & S_{21} & 1 & S_{22} & \cdots & 0 & S_{2n} \\ \vdots & \vdots & \vdots & \vdots & \cdots & \vdots & \vdots \\ 0 & S_{n1} & 0 & S_{n2} & \cdots & 1 & S_{nn} \end{pmatrix}$$

and $D = \text{diag}(1, 1, -1, -1, 1, 1, \dots, (-1)^{(n \bmod 2)+1}, (-1)^{(n \bmod 2)+1})$ is the $2n \times 2n$ diagonal matrix.

Similar parametrization was constructed for cactus networks, see [4, Theorem 1.9].

2.4. Electrical Lie theory and Lam group. Electrical Lie theory was introduced in [13] and subsequently studied in [16] and [2]. The relationship between the Lam's embedding of the set E_n into the totally nonnegative Grassmannian $Gr(n-1, 2n)_{\geq 0}$ and electrical Lie theory could be summarized by Theorem 2.19 below (see [11, Section 5.4] for the details). A different approach relating networks and totally nonnegative Lagrangian Grassmannians was discovered in [8].

Define the cyclic operator χ acting on Grassmannian $Gr(k, m)$ as in [11, Section 3.1].

$$\chi : (v_1, v_2, \dots, v_m) \rightarrow (v_2, \dots, v_m, (-1)^{k-1}v_1),$$

where v_i for $i \in 1, \dots, m$ are the columns of the matrix representing the point in the Grassmannian $Gr(k, m)$. Denote by s the $2n \times 2n$ -matrix of the operator χ written for $k = n-1$, $m = 2n$:

$$(4) \quad s = \begin{pmatrix} 0 & 1 & 0 & 0 & \cdots & 0 \\ 0 & 0 & 1 & 0 & \cdots & 0 \\ 0 & 0 & 0 & 1 & \cdots & 0 \\ \vdots & \vdots & \vdots & \vdots & \ddots & \vdots \\ 0 & 0 & 0 & 0 & \cdots & 1 \\ (-1)^n & 0 & 0 & 0 & \cdots & 0 \end{pmatrix}.$$

Definition 2.18. Introduce some auxiliary matrices:

- if $i \in 1, \dots, 2n-1$ then $x_i(t)$ is the upper-triangular matrix with ones on the main diagonal and the only one non-zero entry $(x_i)_{i, i+1} = t$ above the main diagonal,
- if $i \in 1, \dots, 2n-1$ then $y_i(t)$ is the low-triangular matrix with ones on the main diagonal and the only one non-zero entry $(y_i)_{i+1, i} = t$ below the main diagonal,
- if $i = 2n$ then $x_{2n}(t) = sx_1(t)s^{-1}$,
- if $i = 2n$ then $y_{2n}(t) = sy_1(t)s^{-1}$.

Finally, define $u_i(t) = x_i(t)y_{i-1}(t) = y_{i-1}(t)x_i(t)$ for $i \in 1, \dots, 2n$, where the indices taken mod $2n$. The group generated by all $u_i(t)$ where $i \in 1, \dots, 2n$ is called the *Lam group*. It is a representation of the electrical Lie group of type A , see [11, Proposition 5.13]. A *Lam algebra* is the Lie algebra of the Lam group, it is generated by the set $\mathbf{u}_i = \log(u_i(t))$, where $i \in 1, \dots, 2n$.

The following theorem explains the combinatorial meaning of Lam's generators in the context of electrical networks.

Theorem 2.19. [11, Proposition 5.12]

Let $e \in E_n$ be an electrical network and $N_1(\Gamma, \omega)$ be associated with it bipartite network (see Section 6.1). Likewise, for the electrical networks $u_{2k-1}(t)(e)$ and $u_{2k}(t)(e)$ let $N_2(u_{2k-1}\Gamma, u_{2k-1}\omega)$ and $N_2(u_{2k}\Gamma, u_{2k}\omega)$ be the associated bipartite networks. Then, the points $X(N_1)$ and $X(N_2)$ of Grassmannian defined by $N_1(\Gamma, \omega)$, $N_2(u_{2k-1}\Gamma, u_{2k-1}\omega)$ and $N_2(u_{2k}\Gamma, u_{2k}\omega)$ are related to each other as follows:

$$X(N_2) = X(N_1)u_{2k-1}(t), \quad X(N_2) = X(N_1)u_{2k}(t),$$

where $u_i(t)$ are generators of the Lam group from the Definition 2.18.

See [3, Pp. 23-25] for the illustrations of the statement above.

Theorem 2.20. [3, Theorem 5.4] The operators $u_i(t)|_V$ preserve the symplectic form Λ_{2n-2} defined by (2). Moreover the restriction of the Lam group to the subspace V generated by the set of matrices $u_i(t)|_V$, $i = 1, \dots, 2n$ is the representation of the symplectic group $Sp(2n-2)$.

3. COMPARING DIFFERENT COMPACTIFICATIONS

The main goal of this section is to compare this embeddings given in Theorem 2.14 and Theorem 2.17. We will do it in two ways: through symplectic linear algebra and through combinatorics.

3.1. Through linear algebra. Consider an electrical network $e(\Gamma, \omega) \in E_n$ with the response matrix $M_R = (x_{ij})_{i,j \in [n]}$. Two different embeddings from Theorem 2.14 and from Theorem 2.17 gives two different matrices $\Omega_n(e)$ and MD representing the points corresponding to the electrical network $e(\Gamma, \omega)$ in Grassmannians $Gr(n+1, 2n)_{\geq 0}$ and $Gr(n-1, 2n)_{\geq 0}$ respectively. The natural task is to relate these approaches. Below we suggest several ways to do it.

Proposition 3.1. The subspaces of \mathbb{R}^{2n} representing the points $MD \in Gr(n+1, 2n)_{\geq 0}$ and $\Omega_n(e)\tilde{D} \in Gr(n-1, 2n)_{\geq 0}$ are orthogonal with respect to the standard bilinear form:

$$MD(\Omega_n(e)\tilde{D})^T = 0,$$

where $\tilde{D} = \text{diag}(-1, 1, -1, 1, \dots, -1, 1)$.

Proof. The proof is a straightforward matrix multiplication. \square

Lemma 3.2. [3, part of Theorem 4.4] The subspace defined by the row space of the matrix $\Omega_n(e)$ is isotropic w.r.t. the symplectic form $\bar{\Lambda}_{2n} := \Lambda_{2n}^{-1}$ ($2n \times 2n$ matrix) given by (2). In other words, the following identity holds

$$\Omega_n(e)\Lambda_{2n}^{-1}(\Omega_n(e))^T = 0.$$

Proof. By the straightforward matrix multiplication we get that $\bar{\Lambda}_{2n} := \Lambda_{2n}^{-1} = T_{2n}\lambda_{2n}T_{2n}^T$ in the notations of [3, Section 4]. Thus the statement holds by the argument from the proof of [3, Theorem 4.4]. \square

Remark 3.3. The form $\bar{\Lambda}_{2n}$ is not the unique skew-symmetric form w.r.t. which the matrix $\Omega_n(e)$ is isotropic. For example, another such form is $\overline{\overline{\Lambda}}_{2n}$ whose inverse $\overline{\overline{\Lambda}}_{2n}^{-1}$ is given by

$$\overline{\overline{\Lambda}}_{2n}^{-1}((x_{\bar{1}}, x_{\bar{1}}, x_{\bar{2}}, x_{\bar{2}}, \dots, x_{\bar{n}}, x_{\bar{n}}), (y_{\bar{1}}, y_{\bar{1}}, y_{\bar{2}}, y_{\bar{2}}, \dots, y_{\bar{n}}, y_{\bar{n}})) =$$

$$\sum_{i=1}^n (x_i y_i - \widetilde{x}_i \widetilde{y}_i) + \sum_{j=1}^{n-1} (x_{j+1} y_j - x_j y_{j+1}) - (-1)^n (x_1 y_n - x_n y_1),$$

where we use a natural identification $[2n] = [\overline{n}] \sqcup [\widetilde{n}]$ given by $\{1, 2, 3, 4, \dots, 2n-1, 2n\} = \{\overline{1}, \widetilde{1}, \overline{2}, \widetilde{2}, \dots, \overline{n}, \widetilde{n}\}$.

Corollary 3.4. *The subspace defined by the column space of the matrix $\overline{\Lambda}_{2n}^{-1}(MD)^T$ is the $\overline{\Lambda}_{2n}$ -symplectic complement to the subspace defined by row space of the matrix $\Omega_n(e)\widetilde{D}$ and therefore we have the inclusion of the correspondent subspaces.*

Proof. By Proposition 3.1 we have that

$$MD(\Omega_n(e)\widetilde{D})^T = 0, \text{ i.e. } \langle MD, \Omega_n(e)\widetilde{D} \rangle_{Euc} = 0,$$

where by $\langle \cdot, \cdot \rangle_{Euc}$ we mean the standard Euclidean bilinear form on \mathbb{R}^{2n} .

Or, equivalently,

$$\Omega_n(e)\widetilde{D}(MD)^T = 0, \text{ i.e. } \langle \Omega_n(e)\widetilde{D}, MD \rangle_{Euc} = 0.$$

Multiplying by $\overline{\Lambda}_{2n}\overline{\Lambda}_{2n}^{-1}$ we obtain

$$\Omega_n(e)\widetilde{D}\overline{\Lambda}_{2n}\overline{\Lambda}_{2n}^{-1}(MD)^T = 0, \text{ i.e. } \langle \Omega_n(e)\widetilde{D}, MD(\overline{\Lambda}_{2n}\overline{\Lambda}_{2n}^{-1})^T \rangle_{Euc} = 0.$$

Or, equivalently,

$$\langle \Omega_n(e)\widetilde{D}, (MD(\overline{\Lambda}_{2n}^{-1})^T)\Lambda_{2n}^T \rangle_{Euc} = 0.$$

In other words, $(\Omega_n(e)\widetilde{D})^{\perp \overline{\Lambda}_{2n}} = \Lambda_{2n}^{-1}(MD)^T$. By Proposition 3.2 $\Omega_n(e)$ is isotropic for the form Λ_{2n} . Because of a specific form of the diagonal matrix \widetilde{D} we have that $\Omega_n(e)\widetilde{D}$ is also isotropic for the form Λ_{2n} , therefore $\Omega_n(e)\widetilde{D} \subset (\Omega_n(e)\widetilde{D})^{\perp \overline{\Lambda}_{2n}}$. Since we proved already that $(\Omega_n(e)\widetilde{D})^{\perp \overline{\Lambda}_{2n}} = \overline{\Lambda}_{2n}^{-1}(MD)^T$, we conclude that the subspace defined by the row space of the matrix $\Omega_n(e)\widetilde{D}$ lies inside the subspace defined by the column space of the matrix $\overline{\Lambda}_{2n}^{-1}(MD)^T$. \square

The next example shows this embedding turns out to be very explicit. We expect that the same is true for any n .

Example 3.5. For $n = 3$ the matrices $\Omega_3(e)\widetilde{D}$ and $\overline{\Lambda}_{2,3}^{-1}$ are given by

$$\begin{aligned} \Omega_3(e)\widetilde{D} &= \begin{pmatrix} -S_{11} + S_{13} & 1 & S_{21} - S_{23} & 0 & -S_{31} + S_{33} & -1 \\ -S_{11} + S_{12} & 1 & S_{21} - S_{22} & 1 & -S_{31} + S_{32} & 0 \\ S_{12} - S_{13} & 0 & -S_{22} + S_{23} & 1 & S_{32} - S_{33} & 1 \end{pmatrix}, \\ \overline{\Lambda}_{2,3}^{-1}(MD)^T &= \begin{pmatrix} 1 & S_{11} & S_{21} & S_{31} \\ 0 & -1 & 1 & 0 \\ 0 & S_{11} - S_{12} & S_{21} - S_{22} & S_{31} - S_{32} \\ 0 & 0 & 1 & -1 \\ 0 & -S_{12} + S_{13} & -S_{22} + S_{23} & -S_{32} + S_{33} \\ 0 & 0 & 0 & -1 \end{pmatrix}, \\ (\overline{\Lambda}_{2,3}^{-1}(MD)^T)^T &= \begin{pmatrix} 1 & 0 & 0 & 0 & 0 & 0 \\ S_{11} & -1 & S_{11} - S_{12} & 0 & -S_{12} + S_{13} & 0 \\ S_{21} & 1 & S_{21} - S_{22} & 1 & -S_{22} + S_{23} & 0 \\ S_{31} & 0 & S_{31} - S_{32} & -1 & -S_{32} + S_{33} & -1 \end{pmatrix}. \end{aligned}$$

Since the response matrix is symmetric [5, Theorem 2 and Theorem 3] and by Theorem 2.17 is equal to the matrix

$$- \begin{pmatrix} S_{13} - S_{11} & S_{23} - S_{21} & S_{33} - S_{31} \\ S_{11} - S_{12} & S_{21} - S_{22} & S_{31} - S_{32} \\ S_{12} - S_{13} & S_{22} - S_{23} & S_{32} - S_{33} \end{pmatrix},$$

using this symmetry and adding the row i , $i \in \{3, 4\}$ to the row 1, multiplied by the relevant factor, of the matrix $(\overline{\Lambda}_{2,3}^{-1}(MD)^T)^T$, we obtain the rows 2 and 3 of the matrix $\Omega_3(e)\tilde{D}$. Note also that by Theorem 2.14 $\text{rank}(\Omega_3(e)) = 3 - 1$ and the alternating sum of the rows of $\Omega_3(e)$ is equal to zero. Thus the row space of the matrix $\Omega_3(e)\tilde{D}$ lies in the row space of the matrix $(\overline{\Lambda}_{2,3}^{-1}(MD)^T)^T$. In other words, the row space of the matrix $\Omega_3(e)\tilde{D}$ lies in the column space of the matrix $\overline{\Lambda}_{2,3}^{-1}(MD)^T$.

Corollary 3.6. *Consider a cactus network $e' \in \overline{E}_n$ and associated with it matrices M_1 and M_2 which define points of $Gr_{\geq 0}(n-1, 2n)$ and $Gr_{\geq 0}(n+1, 2n)$ correspondingly. Then Proposition 3.1, Lemma 3.2, Corollary 3.4 are hold if we replace $\Omega_n(e)$ and MD with M_1 and M_2 correspondingly.*

Proof. Let us prove Proposition 3.1 for a connected cactus network $e \in \overline{E}_n$. e can be obtained from some $e' \in E_n$ tending some of its conductances to the infinity. By the continuity argument from [3, Subsection 3.2] and the proof of [4, Theorem 1.9] it is possible to replace the matrices $\Omega_n(e)$ and MD by the sufficient matrices $\Omega_{n,R}(e')$ and $M_T D$ (see Theorem 5.6 and Remark 5.7 for their precise form). Then it is possible to take a limit $R_{ij} \rightarrow \infty$. Orthogonality of the subspaces does not depend on the choice of the matrices, which define them, thus we have $M_T D(\Omega_{n,R}(e')\tilde{D})^T = 0$. By tending some R_{ij} to zero we prove Proposition 3.1 for a connected cactus network e . For a disconnected cactus network we have to deal with each of the block of the corresponding matrices separately in the same way. The proofs of Lemma 3.2, Corollary 3.4 are absolutely analogous. \square

3.2. Through combinatorics. A famous Theorem 6.5 due to Postnikov provides an embedding of Postnikov's networks into the totally nonnegative Grassmannian. On the other hand, given an electrical network $e(\Gamma, \omega)$ one can associate to it a Postnikov's network as follows:

$$e(\Gamma, \omega) \xrightarrow{\text{Temperley's trick}} N(\Gamma) \xrightarrow{\text{Definition 6.2}} PN(\Gamma, \omega', O)$$

(see Section 6.1 for precise definitions). Combining these constructions together we get an embedding $E_n \hookrightarrow Gr_{\geq 0}(n-1, 2n)$. It was shown in [3, Theorem 3.3 and Theorem 3.6] that this embedding coincides with the one from Theorem 2.14 given by $e(\Gamma, \omega) \mapsto \Omega_n(e)$. However, the construction above is not canonical since it depends on the choice of colors for the vertices in the definition of generalized Temperley's trick. The goal of this subsection is to show that turning black vertices into white and vice versa produces the embedding from Theorem 2.17. The operation of obtaining a bipartite graph by reversing the color of the vertices as above we call a dual generalized Temperley's trick (see Definition 6.1).

Definition 3.7. [4, Section 1] We call an $(n+1)$ -element subset $I \subset [1, \dots, 2n]$ *co-concordant* with a non-crossing partition σ if I contains exactly one element in each part of σ and each part of the dual partition $\tilde{\sigma}$.

Note that in [4, Section 1] Definition 3.7 was formulated in a slightly different way (see also [4, Section 2.4]).

In terms of the co-concordant spaces the analogue of Theorem 2.8 has the form:

Theorem 3.8. [4, Theorem 2.5] *Let $e \in \overline{E}_n$. Then the collection of boundary measurements*

$$\Delta_I^\circ := \sum_{(\sigma, I)} L_\sigma,$$

defines a point in $Gr_{\geq 0}(n+1, 2n)$, where the summation is over all such σ , which are co-concordant with I .

Remark 3.9. Similarly to Remark 2.10 the variable Δ_I° has an independent combinatorial definition as the dimer partition function of all almost perfect matchings on bipartite network $N^d(\Gamma, \omega)$ (see Definition 6.1) with the boundary I .

Taking into account Definition 3.7 and repeating the proof of [3, Lemma 2.27], we obtain:

Lemma 3.10. *For $e(\Gamma, \omega) \in E_n$ and $N(\Gamma, \omega)$ as above the following holds:*

$$L_{unc} = \Delta_{[2n] \setminus R}^\circ,$$

where R is any set of even indices such that $|R| = n - 1$.

$$L_{ij} := L_{ij|*|*...} = \Delta_{[2n] \setminus (\{2i-1\} \cup N)}^\circ,$$

where N is the set of all even indices except of the two closest to $2j - 1$ and $|N| = n - 2$.

$$L_{kk} := \sum_{i \neq k} L_{ik} = \Delta_{[2n] \setminus (\{2k-1\} \cup T)}^\circ,$$

where T is the set of all even indices except of the two closest to $2k - 1$ and $|T| = n - 2$.

For an electrical network $e(\Gamma, \omega) \in E_n$ let us consider associated with it the Postnikov network $PN(\Gamma, \omega', O_2)$ (see Definition 6.2), where O_2 is a perfect orientation with the set of sources $O_2 = \{1, 2, 3, 5, \dots, 2n - 1\}$. Note that a perfect orientation O_2 exists due to the fact that $\Delta_{[2n] \setminus R}^\circ = L_{unc} \neq 0$ (see [3, Remark 2.7] and the proof of [3, Theorem 3.3]). Then Postnikov's network $PN(\Gamma, \omega', O_2)$ defines the same point of $Gr_{\geq 0}(n+1, 2n)$ as the collection of boundary measurements Δ_I° , more explicitly:

Theorem 3.11. *For any $e \in E_n$ the following holds:*

$$\frac{\Delta_I^\circ}{L_{unc}} = \Delta_I(M_B),$$

where M_B is the extend boundary measurement matrix (see Definition 6.3) of $PN(\Gamma, \omega', O_2)$.

Proof. The proof is analogous to the proof of [3, Corollary 3.5]. \square

Now, we are ready to obtain Chepuri–George–Speyer embedding.

Lemma 3.12. *Consider $PN(\Gamma, \omega', O_2)$ then the row of M_B corresponding to the source labeled by 2 is:*

$$(0, 1, 0, -1, 0, 1, 0, -1, \dots).$$

Proof. Directly from Definition 6.3 we obtain:

$$a_{2 \rightarrow 2} = 1, \quad a_{2 \rightarrow 2k-1} = 0.$$

On the other hand, for any $k \neq 1$ we have:

$$\Delta_{\{2k\} \cup O_2 \setminus \{2\}}^\circ(M_B) = \frac{\Delta_{\{2k\} \cup O_2 \setminus \{2\}}^\circ}{L_{unc}} = 1,$$

here the first equality follows from Theorem 3.11 and the second equality follows from Lemma 3.10. Moreover, from Definition 6.3 we obtain:

$$\Delta_{\{2k\} \cup O_2 \setminus \{2\}}(M_B) = (-1)^s a_{2 \rightarrow 2k},$$

where s is the number of the elements in O_2 between the source labeled by 2 and the sink labeled by $2k$. By the direct computations we conclude that $a_{2 \rightarrow 2k} = (-1)^{k-1}$. \square

The following theorem is a main result of this subsection. It is an analog of [3, Theorem 3.3 and Theorem 3.6] and provide an embedding from Theorem 2.17 in terms of the dual generalized Temperley's trick and the Postnikov's embedding.

Theorem 3.13. *Posntikov network $PN(\Gamma, \omega', O_2)$ defines the point in $Gr_{\geq 0}(n+1, 2n)$ spanned by vector-rows of the following matrix:*

$$(5) \quad X = \begin{pmatrix} 0 & 1 & 0 & 1 & \cdots & 0 & 1 \\ 1 & S_{11} & 0 & S_{12} & \cdots & 0 & S_{1n} \\ 0 & S_{21} & 1 & S_{22} & \cdots & 0 & S_{2n} \\ \vdots & \vdots & \vdots & \vdots & \cdots & \vdots & \vdots \\ 0 & S_{n1} & 0 & S_{n2} & \cdots & 1 & S_{nn} \end{pmatrix} D,$$

where $D = \text{diag}(1, 1, -1, -1, \dots)$ and S_{ij} are defined by Equation (3).

Proof. According to Definition 6.3 and Lemma 3.12 the extended boundary measurements matrix of $PN(\Gamma, \omega', O_2)$ has the form:

$$M_B = \begin{pmatrix} 1 & F_{11} & 0 & F_{12} & \cdots & 0 & F_{1n} \\ 0 & 1 & 0 & -1 & \cdots & 0 & (-1)^{n-1} \\ 0 & F_{21} & 1 & F_{22} & \cdots & 0 & F_{2n} \\ \vdots & \vdots & \vdots & \vdots & \cdots & \vdots & \vdots \\ 0 & F_{n1} & 0 & F_{n2} & \cdots & 1 & F_{nn} \end{pmatrix},$$

where $F_{ij} = a_{2i-1 \rightarrow 2j}$.

Let us swap the first and second rows of M_B to obtain the matrix M_B'' . Then it is easy to verify that M_B'' can be rewritten as follows:

$$M_B'' = D' \begin{pmatrix} 0 & 1 & 0 & 1 & 0 & 1 & \cdots \\ 1 & F_{11} & 0 & -F_{12} & 0 & F_{13} & \cdots \\ 0 & -F_{21} & 1 & F_{22} & 0 & -F_{23} & \cdots \\ \vdots & \vdots & \vdots & \vdots & \cdots & \vdots & \vdots \end{pmatrix} D,$$

where $D' = \text{diag}(1, 1, -1, 1, -1, \dots)$ of size $n+1$.

Since $PN(\Gamma, \omega', O_2)$ defines the point in $Gr_{\geq 0}(n+1, 2n)$ spanned by the rows of the matrix M_B (see Theorem 6.5), the same point is defined by the matrix $M_B' = D' M_B''$.

Note that for any $I \subset [2n]$

$$(6) \quad \Delta_I(M_B') = \det(D') \Delta_I(M_B'') = -\det(D') \Delta_I(M_B) = (-1)^{\binom{n}{2}+1} \Delta_I(M_B),$$

where the first equality holds by the multiplicativity of determinant, the second equality holds because a swap of two rows changes the sign of determinant, and the third equality holds because $\det(D') = (-1)^{\binom{n}{2}}$.

Let us proof that $S'_{ij} := (-1)^{i+j} F_{ij}$ satisfies the conditions for S_{ij} . Indeed:

$$(7) \quad S'_{kk} - S'_{kk-1} = (-1)^{\binom{n}{2}+1} \Delta_{[2n] \setminus (\{2k-1\} \cup T)}(M'_B) = \Delta_{[2n] \setminus (\{2k-1\} \cup T)}(M_B) = \\ = \frac{\Delta_{[2n] \setminus (\{2k-1\} \cup T)}^\circ}{L_{unc}} = \frac{L_{kk}}{L_{unc}} = x_{kk},$$

$$(8) \quad S'_{ij-1} - S'_{ij} = (-1)^{\binom{n}{2}+1} \Delta_{[2n] \setminus (\{2i-1\} \cup N)}(M'_B) = \Delta_{[2n] \setminus (\{2i-1\} \cup N)}(M_B) = \\ = \frac{\Delta_{[2n] \setminus (\{2i-1\} \cup N)}^\circ}{L_{unc}} = \frac{L_{ij}}{L_{unc}} = -x_{ij},$$

here N and T are the same as in Lemma 3.10 and all indices in S'_{ij} are from the set $\{1, \dots, n\} \pmod{n}$, where $0 \pmod{n} = n$. The first equalities in (7) and (8) hold because of the exact form of M'_B (see the proof of Theorem [4, Theorem 1.8]), the second equalities hold due to (6), the third equalities hold due to Theorem 3.11, the fourth equalities hold due to Lemma 3.10 and the last equalities hold due to [9, Proposition 2.8]. \square

Combining Theorem 3.11 and Theorem 3.13 we obtain the following:

Corollary 3.14. *For every $e \in E_n$ the dual generalized Temperley's trick defines a point in $Gr_{\geq 0}(n+1, 2n)$ which might be parameterized by a matrix defined by (5). In other words, the composition*

$$e(\Gamma, \omega) \xrightarrow{\text{dual Temperley's trick}} N^d(\Gamma) \xrightarrow{\text{Definition 6.2}} PN(\Gamma, \omega', O_2) \xrightarrow{\text{Postnikov's embedding}} M_B$$

(see Section 6.1 for precise definitions) coincides with the embedding from Theorem 2.17, i.e. it maps $e(\Gamma, \omega) \mapsto MD$.

4. SYMPLECTIC LIE ALGEBRA AND ELECTRICAL NETWORKS

4.1. Concordance and symplectic forms. The symplectic form (2) was discovered in the context of electrical algebras in [2] where the generalized electrical algebras were introduced. It was used subsequently in the context of electrical networks in [3]. The connection of this form to the combinatorics developed in [11] has been mysterious until now. The goal of this section is to explain its appearance in terms of combinatorics of concordance vectors.

Given a vector space W and a skew symmetric form $\omega : W \times W \rightarrow \mathbb{R}$ one can define the following convolution operator:

$$(9) \quad Q : \bigwedge^k W \rightarrow \bigwedge^{k-2} W$$

$$Q(x_1 \wedge x_2 \wedge \dots \wedge x_k) = \sum_{i < j} \omega(x_i, x_j) (-1)^{i+j-1} x_1 \wedge \dots \wedge \widehat{x}_i \wedge \dots \wedge \widehat{x}_j \wedge \dots \wedge x_k.$$

Theorem 4.1. [3, Theorem 5.9] *The following holds*

- H is the subspace of $\bigwedge^{n-1} V$.
- For $W = V$, $\omega = \Lambda_{2n-2}$ and $k = n-1$, H coincides with the kernel of the convolution operator Q .
- The subspace H is invariant under the action of the Lam group and hence the action of $Sp(2n-2)$. Moreover, H is the space of the fundamental representation of the group $Sp(2n-2)$ which corresponds to the last vertex of the Dynkin diagram.

One could ask whether the form for which $H \subset \ker Q$ is unique. The following remark states that in general the uniqueness is not the case.

Remark 4.2. Consider following skew symmetric forms on space \mathbb{R}^6 :

$$\begin{pmatrix} 0 & 1 & 1 & -1 & -1 & 1 \\ -1 & 0 & 1 & 0 & -1 & -1 \\ -1 & -1 & 0 & 1 & 0 & -1 \\ 1 & 0 & -1 & 0 & 1 & 1 \\ 1 & 1 & 0 & -1 & 0 & 1 \\ -1 & 1 & 1 & -1 & -1 & 0 \end{pmatrix} \quad \begin{pmatrix} 0 & -1 & 0 & 0 & 0 & 1 \\ 1 & 0 & 1 & 0 & 0 & 0 \\ 0 & -1 & 0 & -1 & 0 & 0 \\ 0 & 0 & 1 & 0 & 1 & 0 \\ 0 & 0 & 0 & -1 & 0 & -1 \\ -1 & 0 & 0 & 0 & 1 & 0 \end{pmatrix}.$$

One could check that the concordance vectors $w_{1|23}$, $w_{13|2}$, $w_{12|3}$, $w_{1|2|3}$, w_{123} belong to $\ker Q$.

However, the theorem below states that after the restriction to V such a form is unique up to a scalar. This fact and the combinatorial proof of this theorem solve the mystery of the appearance of the form Λ_{2n-2} .

Theorem 4.3. *Let ω be a skew symmetric form on V such that the kernel of the convolution Q with ω on the space $\bigwedge^{n-1} V$ is equal to H . Then $\omega = a \cdot \Lambda_{2n-2}$ for some $a \in \mathbb{R} \setminus \{0\}$.*

Theorem 4.1 states that $H \subset \bigwedge^{n-1} \mathbb{R}^{2n}$ actually lies within $\bigwedge^{n-1} V$. Algorithm 4.4 below gives a precise expression of decomposing $w_\sigma \in H$ in terms of the basis vectors (1) of V . Among of an independent interest this algorithm is a key step in the proof of Theorem 4.3.

Algorithm 4.4. The basis vector w_σ corresponding to the partition σ written in the basis (1) is obtained by the following steps.

1. Merge all the vertices of the initial non-crossing partition and its dual in the one set $[2n]$:

$$(\sigma|\tilde{\sigma}) = (i_1 i_2 i_3 \dots i_{k-2} i_{k-1} i_k | i_{k+1} i_{k+2} i_{k+3} \dots i_{l-2} i_{l-1} i_l | \dots | i_{p+1} i_{p+2} i_{p+3} \dots i_{2n-2} i_{2n-1} i_{2n}),$$

where $i_1 < i_{k+1} < i_{l+1} < \dots < i_p$.

2. Consider the following expression:

$$(10) \quad (i_1 i_2)(i_2 i_3) \dots (i_{k-2} i_{k-1})(i_{k-1} i_k)(i_{k+1} i_{k+2})(i_{k+2} i_{k+3}) \dots \\ \dots (i_{l-2} i_{l-1})(i_{l-1} i_l) \dots (i_{p+1} i_{p+2})(i_{p+2} i_{p+3}) \dots (i_{2n-2} i_{2n-1})(i_{2n-1} i_{2n})$$

Here we use the following notation: instead of e_{i_s} we write i_s and skip "∧" between brackets.

3. Reorder brackets in the way of increasing first indices in each bracket, and then the signs of e_{i_s} should be placed as follows. Consider an arbitrary bracket $(i_x i_{x+1})$ in the expression (10). Before the first term i_x we should put the sign "+". Before the second term i_{x+1} we should put the sign "+" if the number of integers that lie in the interval $(i_x; i_{x+1})$ and have the same parity as i_x and i_{x+1} is even, and the sign "-" otherwise. Note that such a definition is correct since in the merged numbering even numbers correspond to the initial non-crossing partition, while odd — to it's dual, and thus i_x and i_{x+1} always have the same parity.

4. Finally, we rewrite the expression from 3. in terms of basis (1) as follows:

$$(e_{i_x} \pm e_{i_{x+1}}) = (v_{i_x} - v_{i_{x+2}} + v_{i_{x+4}} - \dots (-1)^{\frac{i_{x+1}-2-i_x}{2}} v_{i_y-2}).$$

Example 4.5. Let us illustrate Algorithm 4.4 on our running example $\sigma = (\bar{1}, \bar{4}, \bar{6}|\bar{2}, \bar{3}|\bar{5})$.

The united partition $(\sigma|\tilde{\sigma})$ of the set $[12]$ corresponding to σ has the form:

$$(1, 7, 11|2, 6|3, 5|4|8, 10|9|12).$$

The expression for the vector ω_σ as in (10) is:

$$(1\ 7)(7\ 11)(2\ 6)(3\ 5)(8\ 10).$$

Following the Algorithm we reorder the brackets in the way of increasing first indices in each bracket:

$$(1\ 7)(2\ 6)(3\ 5)(7\ 11)(8\ 10).$$

The signs before the first term in each bracket is "+", so it remains to put the signs before the second terms in each bracket, which should be done as follows:

The set of odd numbers which lie in the interval $(1, 7)$ is $\{3, 5\}$. The cardinality of this set is an even number, so we write $(1 + 7)$.

The set of odd numbers which lie in the interval $(2, 6)$ is $\{4\}$. The cardinality of this set is an odd number, so we write $(2 - 6)$.

The set of odd numbers which lie in the interval $(3, 5)$ is empty. The cardinality of this set is an even number, so we write $(3 + 5)$.

The set of odd numbers which lie in the interval $(7, 11)$ is $\{9\}$. The cardinality of this set is an odd number, so we write $(7 - 11)$.

The set of odd numbers which lie in the interval $(8, 10)$ is empty. The cardinality of this set is an even number, so we write $(8 + 10)$.

Taking all above together we obtain the following expression for the vector w_σ :

$$\begin{aligned} w_\sigma &= (e_1 + e_7) \wedge (e_2 - e_6) \wedge (e_3 + e_5) \wedge (e_7 - e_{11}) \wedge (e_8 + e_{10}) = \\ &= (v_1 - v_3 + v_5) \wedge (v_2 - v_4) \wedge v_3 \wedge (v_7 - v_9) \wedge v_8. \end{aligned}$$

Remark 4.6. A different algorithm to decompose a concordance vector as a pure wedge product is established in [4, Lemma 3.4]. However, a different definition of the concordance is used in that paper. Thus it is not immediately clear how to rewrite that algorithm in Lam's language directly. Moreover, the exact form of the restriction from the Isotropic Grassmannian $IG(n+1, 2n)$ appeared in that paper to the Lagrangian Grassmannian was not studied yet. For our purposes the possibility to write a concordance vector as an element of $\bigwedge^{n-1} V$ is crucial.

It is known from Theorem 4.1 that the concordance space H lies inside $\bigwedge^{n-1} V$, however Algorithm 4.4 gives explicit expressions of the basis vectors of the space H in terms of basis vectors of the space V . Thus Algorithm 4.4 gives another proof of the fact that $H \subset \bigwedge^{n-1} V$, that is an additional nice application of our construction.

Lemma 4.7. *Let ω be a skew-symmetric form on V such that the kernel of the convolution with Q on the space $\bigwedge^{n-1} V$ contains H . Then*

$$\omega(i, j) = \begin{cases} (-1)^i a, & \text{if } j = i + 1, \\ 0, & \text{if } j > i + 1, \end{cases}$$

for some $a \in \mathbb{R}$.

Proof of Theorem 4.3. Lemma 4.7 implies that if ω is a skew symmetric form on V such that the kernel of the convolution with Q on the space $\bigwedge^{2n-2} V$ contains H , then the form ω has the type $\omega = a \cdot \Lambda_{2n-2}$ for some $a \in \mathbb{R}$. The choice of the parameter $\omega(1, 1) = a$ uniquely defines the form ω . The form is non-degenerate if $a \neq 0$, so by Theorem 4.1 the concordance space H is contained in the kernel of the convolution $\ker Q$

with such form ω . Moreover, the equality $\ker Q = H$ is satisfied. If $a = 0$ we get a zero form, and thus the kernel of the convolution with it, is the zero space. The zero space can not contain the concordance space H whose dimension equals to the Catalan number C_{n+1} . This provides the sufficiency condition. \square

Definition 4.8. Let p_σ denote the point in $Gr_{\geq 0}(n-1, 2n) \cap \mathbb{P}H$ with

$$L_{\sigma'}(p_\sigma) = \begin{cases} 1, & \text{if } \sigma' = \sigma \\ 0, & \text{otherwise.} \end{cases}$$

For a non-crossing partition σ of n define a *hollow cactus network* P_σ as a cactus network obtained from an empty network on n boundary vertices by the identification of boundary vertices according to σ .

Proposition 4.9. [11, Proposition 4.11] *The point P_σ maps to p_σ under the Lam's embedding from Theorem 2.8.*

Proposition 4.10. [11, Proposition 4.11] *Under the Plucker embedding $p_\sigma \in Gr_{\geq 0}(n-1, 2n) \cap \mathbb{P}H$ maps to $w_\sigma \in \bigwedge^{n-1} \mathbb{R}^{2n}$.*

Proof. Denote by P_σ the hollow cactus network from Proposition 4.9 which maps to the vector p_σ under the Lam's embedding.

Thus the point p_σ has the following Plucker coordinates:

$$\Delta_I^\bullet = \sum_{(\sigma', I)} L_{\sigma'} = a_{I\sigma} L_\sigma = a_{I\sigma}.$$

Therefore the Plucker embedding maps p_σ to $\sum_{I \in \binom{[2n]}{n-1}} \Delta_I^\bullet e_I = \sum_{I \in \binom{[2n]}{n-1}} a_{I\sigma} e_I$. This expression is indeed the definition of the concordance vector w_σ . \square

The following statement refines the result of Algorithm 4.4. We will prove a stronger statement in Theorem 4.16.

Corollary 4.11. *Plucker coordinates of a concordance vector $w_\sigma|_V$ thought as a point in $LG(n-1, V)$ are positive.*

Proof. By Theorem 2.16 $p_\sigma|_V \in LG_{\geq 0}(n-1, V)$. This means that all Plucker coordinates of the point $p_\sigma|_V$ in the $\bigwedge^{n-1} V$ corresponding to the empty cactus network P_σ of the same sing, but as proved in Proposition 4.10 this point is exactly w_σ .

Consider the collection $I = \{l_1, \dots, l_{n-1}\}$ of the first terms from each bracket in expression (10). Note that $l_1 < \dots < l_{n-1}$. Thus by the construction the output of Algorithm 4.4 will have sign " + " in front of v_I . Since all signs have the same sign and one of them is positive, we conclude that all them are positive. \square

Remark 4.12. Taking into account Proposition 4.10 we obtain an additional meaning of Algorithm 4.4 since it follows that Algorithm 4.4 provides a representative to a point $p(\sigma)|_V$ under the Plucker embedding. Thus Corollary 4.11 and Theorem 4.16 might be thought as a description of Plucker coordinates of the points $p(\sigma)|_V$. We will develop this approach in Section 4.3.

4.2. Proofs of Algorithm 4.4 and Lemma 4.7. To prove Algorithm 4.4 we need the following lemma due to Lam.

Lemma 4.13. [11, Lemma 2.2] *If σ and $\tilde{\sigma}$ are dual non-crossing partitions, then $|\sigma| + |\tilde{\sigma}| = n + 1$.*

Proof of Algorithm 4.4.

Brackets decomposition. We regroup the terms in the expression (10) according their belonging to connected components of $(\sigma|\tilde{\sigma})$:

$$(11) \quad [(i_1 i_2)(i_2 i_3) \dots (i_{k-2} i_{k-1})(i_{k-1} i_k)] [(i_{k+1} i_{k+2})(i_{k+2} i_{k+3}) \dots (i_{l-2} i_{l-1})(i_{l-1} i_l)] \dots \\ [(i_{p+1} i_{p+2})(i_{p+2} i_{p+3}) \dots (i_{2n-2} i_{2n-1})(i_{2n-1} i_{2n})],$$

where each squared bracket corresponds to one of the connected components.

Given a non-crossing partition $(\sigma|\tilde{\sigma}) = \{B_1, \dots, B_t\}$ where by B_i we denote connected components of the merged partition as in Definition 2.2, one can write the decomposition of the concordance vector w_σ in terms of the standard basis e_1, \dots, e_{2n} as follows:

$$(12) \quad w_\sigma = \sum_{I_1, \dots, I_t} (e_{I_1} \wedge \dots \wedge e_{I_t})_{lex},$$

where $\forall 1 \leq j \leq t \ I_j \subset B_i$ such that $|I_j| = |B_j| - 1$. By $(\)_{lex}$ we denote the lexicographical reordering of all factors in the brackets. This is a straightforward from Definition 2.11.

Note that up to signs the formula (11) provides exactly the same as formula (12). Indeed, for $B_j = \{i_1, \dots, i_x, \dots, i_k\}$ the subset $I_j := B_j \setminus \{i_x\}$ could be obtained if and only if we firstly choose all the indices except for i_x in all brackets which contain i_x . Then note that in order to obtain non zero wedge product, the choice of the indices in B_i , which do not contain i_x , is unique due to the rule of the construction of expression (11). Thus the expression (10) contains exactly that terms which appears in w_σ .

Signs arrangement. We now prove that the signs in the expression (10) should be arranged as in the algorithm's description. For that we have to compare the rule for sign's arrangement in (10) with signs in (12). Starting from the expression (12) we want to obtain (10) by taking common factors out of brackets. Suppose that we have two wedge products, differ only in one factor: i_x in one wedge and i_{x+1} in the other one. To split off the bracket $(i_x i_{x+1})$ we move i_{x+1} in the same place in order as i_x , and then move them both to the first places in the corresponding wedge products. So up to a common sign in front of the bracket the sign in front of i_{x+1} inside the bracket is the number of the replacements that we need to move i_{x+1} to the place of i_x . We shall compute that sign:

$$(13) \quad \text{the sign that is obtained by replacing } i_{x+1} \text{ on the place of } i_x = \\ = \#\text{brackets } (i_f i_{f+1}) \text{ in (10), where } i_x < i_f \text{ or } i_{f+1} < i_{x+1} \\ = \#\text{brackets } (i_f i_{f+1}) \text{ in (10), where } i_x < i_f < i_{f+1} < i_{x+1} \\ = \#\text{arbitrary brackets } (i_f i_{f+1}) \text{ in the expression } \Phi,$$

where by Φ we denote the expression (10) written for the non-crossing partition which is induced by σ on the shaded area in Fig. 3.

The first equality in above is satisfied because each wedge product between the places of i_x and i_{x+1} appears if and only if exist the bracket where $i_x < i_f$ or $i_{f+1} < i_{x+1}$.

The second equality in above is satisfied because in a non-crossing partition edges which connect vertices inside different parts of the partition are not intersect, so it could not be that only one of i_f, i_{f+1} belongs to $[i_x; i_{x+1}]$.

The third equality in above is satisfied because any non-crossing partition on the shaded area in the Fig. 3 could be completed to the non-crossing partition on the initial $[2n]$ vertices.

Thus we have a reduction which allows count arbitrary brackets in the expression Φ instead of counting brackets with some restrictions in the initial expression (10) in order

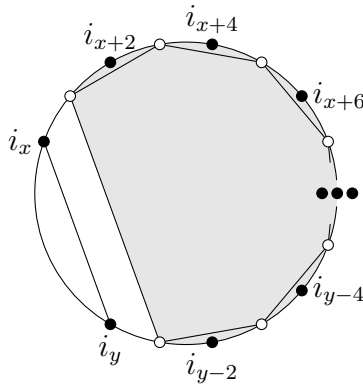


FIGURE 3. Shaded area and bijection between brackets and nodes

to follow the sign. In order to count the brackets in the expression Φ we count them for some special non-crossing partition on the shaded area and prove that this number is independent on the partition.

Consider the non-crossing partition on the shaded area drawn on Fig. 3. For this non-crossing partition brackets in the expression Φ are in a bijection with the integers which lie on the interval $(i_x; i_{x+1})$ and have the same parity as i_x and i_{x+1} .

It remains to prove that the number of the brackets in the expression Φ is independent from the non-crossing partition. By the Lemma 4.13 the number of parts $|(\sigma|\tilde{\sigma})| = |\sigma| + |\tilde{\sigma}| = n + 1$ is independent from σ . On the other hand, the number of the brackets in the expression Φ equal to the difference between the number of vertices in the shaded area and the number of parts in the union of non-crossing partition and it's dual on the shaded area. It follows that the number of brackets is independent from the partition as well. Thus since the number of the brackets in the expression Φ for the non-crossing partition from Fig. 3 on the shaded area is equal to the number of the integers which lie on the interval $(i_x; i_{x+1})$ and have the same parity as i_x and i_{x+1} and is independent from the non-crossing partition, the same is true for an arbitrary non-crossing partition.

We now have to follow the common sign between each of the bracket $(i_x i_{x+1})$ which might be obtained by taking common factors out of brackets while transferring from (12) to (10). However, we could take common factors out of the brackets starting from the first wedge-factor in any term and thus never obtain any changes of the sign in front of the any of the bracket. Thus the initial sign "+" in front of each of the bracket is being preserved.

From the standard basis to the basis (1). To finish the proof it remains to explain how the expression (10) could be rewritten in terms of the basis (1). We do it for an arbitrary bracket $(i_x i_{x+1})$:

$$(e_{i_x} \pm e_{i_{x+1}}) = v_{i_x} - v_{i_{x+2}} + \dots \pm v_{i_{x+1}-2}.$$

Since the sign " \pm " depends on the number of the integers which lie in the interval $(i_x; i_{x+1})$ and have the same parity as i_x and i_{x+1} and the terms in the RHS of the expression above run over exactly these integers, the expression above is satisfied. \square

Proof of Lemma 4.7, case $j = i + 1$. Consider the non-crossing partition $(\sigma|\tilde{\sigma}) = (\dots i i + 4 | i + 1 i + 3 \dots)$ drawn on the Fig. 4.

From Algorithm 4.4 follows that the partition's part consisting from 2 elements form a bracket in the expression 10. Thus the expression for the concordance vector w_σ looks

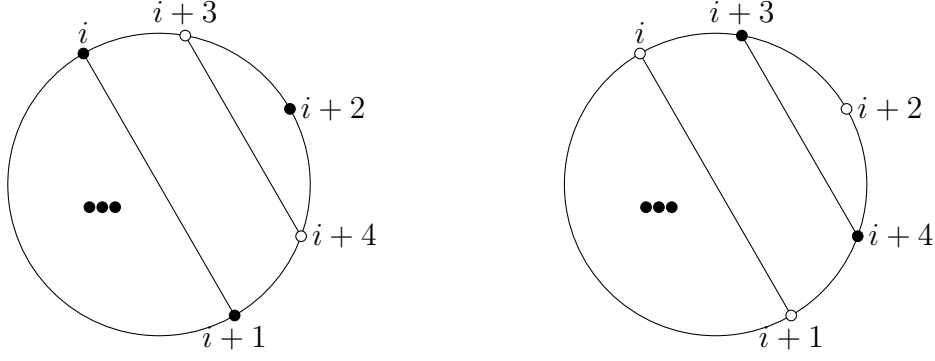


FIGURE 4. Non-crossing partition $\sigma = (\dots |i \ i+4| i+1 \ i+3| i+2| \dots)$

as follows:

$$(14) \quad w_\sigma = (e_i - e_{i+4}) \wedge (e_{i+1} + e_{i+3}) \wedge (\dots) = (v_i - v_{i+2}) \wedge v_{i+1} \wedge (\dots) = \\ (v_i \wedge v_{i+1} + v_{i+1} \wedge v_{i+2}) \wedge (\dots) = v_i \wedge v_{i+1} \wedge (\dots) + v_{i+1} \wedge v_{i+2} \wedge (\dots).$$

We now convolve the expression above with the form ω :

$$(15) \quad Q(w_\sigma) = \omega(i, i+1)(-1)^{(1+2-1)}(\dots) + \omega(i+1, i+2)(-1)^{(1+2-1)}(\dots) + \dots = \\ \omega(i, i+1)(\dots) + \omega(i+1, i+2)(\dots) + \dots$$

We equate the expression above to 0 because $w_\sigma \in \ker Q$ and compute the coefficient in front of one of the terms in (\dots) . Assume for a moment that $i, i+2$ do not appear in (\dots) , then we have:

$$\omega(i, i+1) + \omega(i+1, i+2) = 0.$$

We now come back to the general case when $i, i+2$ might appear in (\dots) . If in (\dots) appears a term which does not contain i and $i+2$, when the computation of the coefficient in front of this term ends up with required equality $\omega(i, i+1) + \omega(i+1, i+2) = 0$. If there are no such term, i.e. each term in (\dots) contains i or $i+2$, then after cutting out all $v_i \wedge v_i$ and $v_{i+2} \wedge v_{i+2}$ in the expression

$$(v_i \wedge v_{i+1} + v_{i+1} \wedge v_{i+2}) \wedge (\dots) = v_i \wedge v_{i+1} \wedge (\dots) + v_{i+1} \wedge v_{i+2} \wedge (\dots),$$

we fall into the first case considered. □

Proof of Lemma 4.7, case $j > i+1$. Let us consider the following concordance vectors corresponding to the non-crossing partitions from Fig. 5:

$$w_{13\dots 2n-1|2|4|\dots|2n} = (e_1 + e_3) \wedge (e_3 + e_5) \wedge \dots \wedge (e_{2n-3} + e_{2n-1}) = v_1 \wedge v_3 \wedge \dots \wedge v_{2n-3}$$

$$w_{1|24\dots 2n|3|5|\dots|2n-1} = (e_2 + e_4) \wedge (e_4 + e_6) \wedge \dots \wedge (e_{2n-2} + e_{2n}) = v_2 \wedge v_4 \wedge \dots \wedge v_{2n-2}$$

$$w_{13\dots i-1, i+3, i+5\dots 2n-1| i, i+2| 2| 4|\dots| i-2| i+1| i+4|\dots| 2n} = \\ (e_1 + e_3) \wedge (e_3 + e_5) \wedge \dots \wedge (e_{i-3} + e_{i-1}) \wedge (e_{i-1} - e_{i+3}) \wedge (e_{i+3} + e_{i+5}) \wedge \dots \wedge (e_{2n-3} + e_{2n-1}) \wedge (e_i + e_{i+2}) = \\ v_1 \wedge v_3 \wedge \dots \wedge v_{i-3} \wedge (v_{i-1} - v_{i+1}) \wedge v_{i+3} \wedge \dots \wedge v_{2n-3} \wedge v_i$$

$$w_{24\dots i-1, i+3, i+5\dots 2n| i, i+2| 1| 3|\dots| i-2| i+1| i+2|\dots| 2n-1} = \\ (e_2 + e_4) \wedge (e_4 + e_6) \wedge \dots \wedge (e_{i-3} + e_{i-1}) \wedge (e_{i-1} - e_{i+3}) \wedge (e_{i+3} + e_{i+5}) \wedge \dots \wedge (e_{2n-2} + e_{2n}) \wedge (e_i + e_{i+1}) = \\ v_2 \wedge v_4 \wedge \dots \wedge v_{i-3} \wedge (v_{i-1} - v_{i+1}) \wedge v_{i+3} \wedge \dots \wedge v_{2n-2} \wedge v_i$$

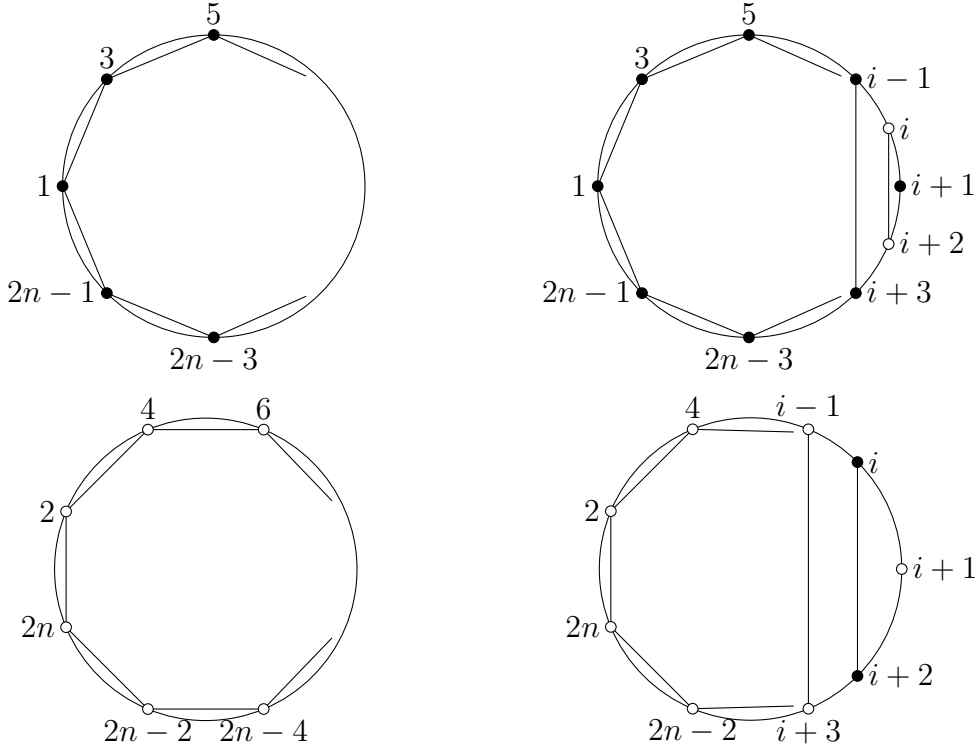


FIGURE 5. Non-crossing partitions from the proof of Lemma 4.7, case $j > i + 1$.

In all four expressions we obtained each index occurs exactly once, so we get the following.

Convolving the first vector with the symplectic form we get: $\forall i, j \in \{1, 3, \dots, 2n - 3\}$, $i + 1 < j$ $\omega(i, j) = 0$.

Convolving the second vector with the symplectic form we get: $\forall i, j \in \{2, 4, \dots, 2n - 2\}$, $i + 1 < j$ $\omega(i, j) = 0$.

Convolving the third vector with the symplectic form we get: $\forall i \in \{2, 4, \dots, 2n - 2\}$, $j \in \{1, 3, \dots, 2n - 3\}$, $i + 1 < j$ $\omega(i, j) = 0$.

Convolving the fourth vector with the symplectic form we get: $\forall i \in \{1, 3, \dots, 2n - 3\}$, $j \in \{2, 4, \dots, 2n - 2\}$, $i + 1 < j$ $\omega(i, j) = 0$.

□

To help the reader follow all details and see this natural occurrence of the symplectic form Λ_{2n-2} from the concordance we provide our exposition with a simple example $n = 3$.

Example 4.14. Let us decompose the vectors w_σ via a basis (1) of the space V following Algorithm 4.4:

$$w_{1|23} = e_2 \wedge e_3 + e_2 \wedge e_5 + e_3 \wedge e_6 + e_5 \wedge e_6 = (e_2 - e_6) \wedge (e_3 + e_5) = (v_2 - v_4) \wedge v_3$$

$$w_{13|2} = e_1 \wedge e_2 + e_1 \wedge e_4 + e_2 \wedge e_5 + e_4 \wedge e_5 = (e_1 - e_5) \wedge (e_2 + e_4) = (v_1 - v_3) \wedge v_2$$

$$w_{12|3} = e_1 \wedge e_4 + e_3 \wedge e_4 + e_1 \wedge e_6 + e_3 \wedge e_6 = (e_1 + e_3) \wedge (e_4 + e_6) = v_1 \wedge v_4$$

$$w_{1|2|3} = e_2 \wedge e_4 + e_4 \wedge e_6 + e_2 \wedge e_6 = (e_2 + e_4) \wedge (e_4 + e_6) = v_2 \wedge v_4$$

$$w_{123} = e_1 \wedge e_3 + e_3 \wedge e_5 + e_1 \wedge e_5 = (e_1 + e_3) \wedge (e_3 + e_5) = v_1 \wedge v_3$$

Now we can explicitly write down the condition $w_\sigma \in \ker Q$ from Theorem 4.3:

$$w_{1|23} \in \ker Q, \text{ i.e. } Q(w_{1|23}) = \omega(2, 3) + \omega(3, 4) = 0 \implies \omega(2, 3) = -\omega(3, 4)$$

$$w_{13|2} \in \ker Q, \text{ i.e. } Q(w_{13|2}) = \omega(1, 2) + \omega(2, 3) = 0 \implies \omega(1, 2) = -\omega(2, 3)$$

$$w_{12|3} \in \ker Q, \text{ i.e. } Q(w_{12|3}) = \omega(1, 4) = 0 \implies \omega(1, 4) = 0$$

$$w_{1|23} \in \ker Q, \text{ i.e. } Q(w_{1|23}) = \omega(2, 4) = 0 \implies \omega(2, 4) = 0$$

$$w_{123} \in \ker Q, \text{ i.e. } Q(w_{123}) = \omega(1, 3) = 0 \implies \omega(1, 3) = 0$$

Denote $\omega(1, 2)$ as a and obtain:

$$\omega = \begin{pmatrix} 0 & a & 0 & 0 \\ -a & 0 & -a & 0 \\ 0 & a & 0 & a \\ 0 & 0 & -a & 0 \end{pmatrix}.$$

4.3. Lagrangian concordance. Analyzing Algorithm 4.4 we are able to obtain the explicit relation between Plucker coordinates of a point $LG_{\geq 0}(n-1, V)$ associated with $e \in \overline{E}_n$ and the grove measurements. At the beginning we give an explicit form for the concordance vectors $w_\sigma|_V$.

Definition 4.15. For two connected components $B_i = \{i_1, \dots, i_k\} \subseteq [2n]$ and $B_j = \{j_1, \dots, j_l\} \subseteq [2n]$ of a non-crossing partition σ (or $\tilde{\sigma}$) we say that a chord $\{i_x, i_{x+1}\} \subseteq B_i$ such that $\{i_x, i_{x+1}\} \neq \{i_1, i_k\}$ envelopes B_j if B_j lies in the area bounded by the chord $\{i_x, i_{x+1}\}$ and the boundary circle.

Theorem 4.16. *Plucker coordinates of a concordance vector $w_\sigma|_V$ thought as a point of $LG(n-1, V)$ are equal either to 0 or to 1.*

Proof. Consider any connected component $B_i = \{i_1, \dots, i_k\} \subseteq [2n]$ of σ (or $\tilde{\sigma}$). By the second step of Algorithm 4.4 any $\{i_x, i_{x+1}\} \subseteq B_i$ such that $\{i_x, i_{x+1}\} \neq \{i_1, i_k\}$ corresponds to some bracket in the expression for $w_\sigma \in \bigwedge^{n-1} V$. According to the fourth step of Algorithm 4.4 this bracket is

$$(16) \quad (v_{i_x} - v_{i_x+2} + v_{i_x+4} - \dots (-1)^{\frac{i_x+1-2-i_x}{2}} v_{i_x+1-2}).$$

Note that summands in different brackets of the form (16) for two different chords either do not intersect (by the vectors v_i) or one contains another as summands. We are in the second case if and only if the chord corresponding to the first bracket envelopes the connected component B_j to which the chord corresponding to the second bracket belongs to.

The point $p_\sigma|_V \in LG_{\geq 0}(n-1, V)$ corresponding to $w_\sigma \in \bigwedge^{n-1} V$ is given by the span of the set of vectors given by the collection of wedge-factors in the expression for $w_\sigma \in \bigwedge^{n-1} V$, which is a pure wedge-product. If $\{i_x, i_{x+1}\}$ envelopes B_j then by summing vectors corresponding to B_j with the vector corresponding to $\{i_x, i_{x+1}\}$ we can obtain the set of vectors whose terms are different among each other without changing the hall span. Thus writing back a pure wedge-product from this set of vectors we will obtain a wedge-product whose wedge-factors do not contain common summands. Thus after expanding the brackets and rewriting this wedge-product in the standard basis $\{v_{i_1} \wedge \dots \wedge v_{i_{n-1}} | i_1 < \dots < i_{n-1}\}$ there will be no common terms. Therefore all the nonzero coefficients of the final form of (16) are equal either to 1 or to -1 . By Corollary 4.11 all these coefficients are positive. Thus all of them are equal to 1. \square

We now illustrate the proof of Theorem 4.16 by the following example.

Example 4.17. Consider a non-crossing partition $\sigma = (\overline{1|2}, \overline{5}, \overline{8|3|4|6}, \overline{7})$ (see Fig. 6). The expression for a concordance vector w_σ provided by Algorithm 4.4 is given by

$$(17) \quad w_\sigma = (v_2 - v_4 + v_6 - v_8 + v_{10} - v_{12} + v_{14}) \wedge (v_3 - v_5 + v_7) \wedge v_4 \wedge v_6 \wedge (v_9 - v_{11} + v_{13}) \wedge (v_{10} - v_{12}) \wedge v_{11}.$$

Note that the chord $\{2, 16\}$ envelopes the connected components $\{4, 6, 8\}$ and $\{10, 14\}$, and the chord $\{9, 15\}$ envelopes the connected component $\{11, 13\}$. As it was claimed in the proof of Theorem 4.16, the bracket corresponding to $\{2, 16\}$ contains as the terms the brackets corresponding to $\{4, 6, 8\}$, i.e. $(v_2 - v_4 + v_6 - v_8 + v_{10} - v_{12} + v_{14})$ contains v_4 and v_6 . Similarly for $\{2, 16\}$ envelopes $\{10, 14\}$: the bracket corresponding to $\{2, 16\}$ contains as the terms the brackets corresponding to $\{10, 14\}$, i.e. $(v_2 - v_4 + v_6 - v_8 + v_{10} - v_{12} + v_{14})$ contains $v_{10} - v_{12}$. Finally, for $\{9, 15\}$ envelopes $\{11, 13\}$: the bracket corresponding to $\{9, 15\}$ contains as the terms the brackets corresponding to $\{11, 13\}$, i.e. $(v_9 - v_{11} + v_{13})$ contains v_{11} . Thus we rewrite (17) in such a way that any two brackets do not contain common terms:

$$w_\sigma = (v_2 + v_{14}) \wedge (v_3 - v_5 + v_7) \wedge v_4 \wedge v_6 \wedge (v_9 + v_{13}) \wedge (v_{10} - v_{12}) \wedge v_{11}.$$

Expanding all the brackets we obtain an expression for w_σ with all coefficients equal 1.

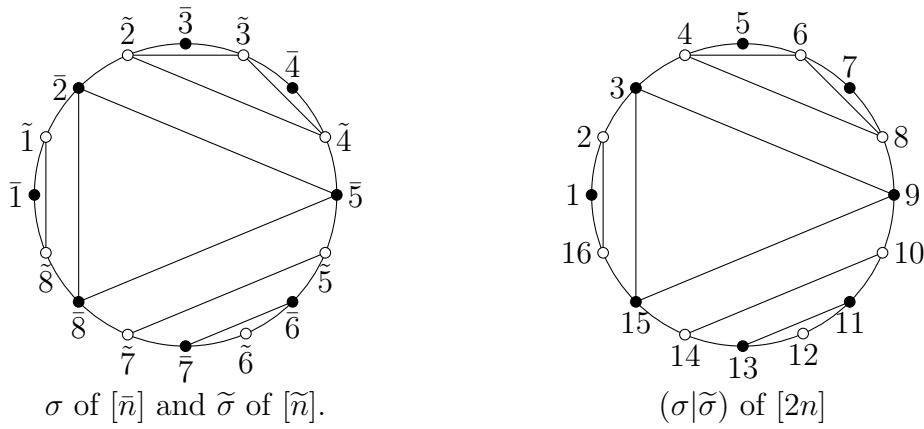


FIGURE 6. Non-crossing partition $\sigma = (\bar{1}|\bar{2}, \bar{5}, \bar{8}|\bar{3}|\bar{4}|\bar{6}, \bar{7})$ of $[\bar{n}]$, $\tilde{\sigma}$ of $[\tilde{n}]$ and $(\sigma|\tilde{\sigma})$ of $[2n]$.

Keeping in mind Corollary 4.12 one can restate Theorem 4.16 as follows.

Corollary 4.18. *For a hollow cactus network $P(\sigma) \in \overline{E}_n$ and a point $p(\sigma) \in Gr_{\geq 0}(n - 1, 2n)$ associated with it, all Plucker coordinates of $p(\sigma)|_V \in LG_{\geq 0}(n - 1, 2n - 2)$ are equal either 0 or 1.*

The following four definitions are to construct a formal language to describe the combinatorial constructions in Algorithm 4.4 and the proof of Theorem 4.16. We will use this language to define a Lagrangian version of concordance (Definition 4.22) and state Corollary 4.25.

Definition 4.19. Let σ be a non-crossing partition and $\overline{B}_j = \{(\bar{i}_1, \bar{i}_2, \dots, \bar{i}_k) \in \sigma \mid k > 1\}$ be its connected component, then *extension* $\text{ext}(\overline{B}_k)$ is the following sequence of indices:

$$\text{ext}(\overline{B}_j) = (\text{ext}(\bar{i}_1\bar{i}_2), \text{ext}(\bar{i}_2\bar{i}_3), \dots, \text{ext}(\bar{i}_{k-1}\bar{i}_k)),$$

where $\text{ext}(\bar{i}_l\bar{i}_{l+1}) = (2i_l - 1, 2i_l + 1, 2i_l + 3, \dots, 2i_{l+1} - 3)$.

Let $\tilde{\sigma}$ be a dual non-crossing partition to σ and let $\tilde{B}_j = \{(\tilde{i}_1, \tilde{i}_2, \dots, \tilde{i}_k) \in \tilde{\sigma} \mid k > 1\}$ be its connected component, then *extension* $\text{ext}(\tilde{B}_j)$ is the following sequences of indices:

$$\text{ext}(\tilde{B}_j) = (\text{ext}(\tilde{i}_1\tilde{i}_2), \text{ext}(\tilde{i}_2\tilde{i}_3), \dots, \text{ext}(\tilde{i}_{k-1}\tilde{i}_k)),$$

where $\text{ext}(\tilde{i}_l\tilde{i}_{l+1}) = (2i_l, 2i_l + 2, 2i_l + 4, \dots, 2i_{l+1} - 2)$.

The following definition is a reformulation of Definition 4.15 in the sense of Definition 4.19.

Definition 4.20. Let σ be a non-crossing partition and $\overline{B}_{j_1} \in \sigma$ and $\overline{B}_{j_2} \in \sigma$ be two its connected components of size greater than 1, then we will say that \overline{B}_{j_2} envelopes \overline{B}_{j_1} if there is $(\bar{i}_{l-1}\bar{i}_l) \in \overline{B}_{j_2}$ such that $\overline{B}_{j_1} \subset \text{ext}(\bar{i}_{l-1}\bar{i}_l)$. For \overline{B}_{j_2} envelopes \overline{B}_{j_1} we will use the notation $\overline{B}_{j_1} \in \text{env}(\overline{B}_{j_2})$.

Similarly, we define that \tilde{B}_{j_2} envelopes \tilde{B}_{j_1} for connected components $\tilde{B}_{j_1}, \tilde{B}_{j_2}$ of $\tilde{\sigma}$.

Since we consider only non-crossing partitions for any $\overline{B}_{j_1} \in \text{env}(\overline{B}_{j_2})$ there is only one $(\bar{i}_{l-1}\bar{i}_l) \in \overline{B}_{j_2}$ which envelopes \overline{B}_{j_1} . Similarly for the dual case.

Definition 4.21. Consider a non-crossing partition σ . The *Lagrangian extension* of σ is the union of the index sequences $\text{Lext}(\sigma) = \bigsqcup_{\overline{B}_k \in \sigma: |\overline{B}_k| > 1} \text{Lext}(\overline{B}_k) \bigsqcup_{\tilde{B}_k \in \tilde{\sigma}: |\tilde{B}_k| > 1} \text{Lext}(\tilde{B}_k)$,

where $\text{Lext}(\overline{B}_k)$ and $\text{Lext}(\tilde{B}_k)$ are defined as follows:

For $\overline{B}_j = \{(\bar{i}_1, \bar{i}_2, \dots, \bar{i}_k) \in \sigma \mid k > 1\}$ define

$$\text{Lext}(\overline{B}_j) = (\text{ext}(\bar{i}_1\bar{i}_2), \text{ext}(\bar{i}_2\bar{i}_3), \dots, \text{ext}(\bar{i}_{k-1}\bar{i}_k)) \setminus \bigcup_{\overline{B}_l \in \text{env}(\overline{B}_j)} \text{ext}(\overline{B}_l);$$

where $\text{ext}(\bar{i}_{s-1}\bar{i}_s) \setminus \bigcup_{\overline{B}_l \in \text{env}(\overline{B}_j)} \text{ext}(\overline{B}_l)$ is a *sub-component* of the component $\text{Lext}(\sigma)$;

and $\text{Lext}(\tilde{B}_k)$ is defined similarly.

Analyzing the proof of Theorem 4.16 we obtain the analogue of the concordance for $LG_{\geq 0}(n-1, 2n-2)$ (compare Definition 4.22 with Definition 3.7). Roughly speaking, Definition 4.22 provides a combinatorial description of nonzero Plucker coordinates of the point $p_\sigma|_V \in LG_{\geq 0}(n-1, V)$ associated with the concordance vector w_σ .

Definition 4.22. We will say that a subset $I \subset [2n-2]$, $I = |n-1|$ is *Lagrangian concordant* with σ if I shares exactly one element with each sub-component of $\text{Lext}(\sigma)$.

Continuing Example 4.17 we obtain:

Example 4.23. Consider a non-crossing partition $\sigma = (\bar{1}|\bar{2}, \bar{5}, \bar{8}|\bar{3}|\bar{4}|\bar{6}, \bar{7})$ (see Fig. 6).

Then:

- $\text{ext}(\overline{B}_1) = ((3, 5, 7), (9, 11, 13))$ and $\text{ext}(\overline{B}_2) = (11)$. Note that $\overline{B}_2 \in \text{env}(\overline{B}_1)$.

Thus $\text{Lext}(\overline{B}_1) = ((3, 5, 7) - \text{ext}(\overline{B}_2), (9, 11, 13) - \text{ext}(\overline{B}_2)) = ((3, 5, 7), (9, 13))$.

- $\text{ext}(\tilde{B}_1) = (2, 4, 6, 8, 10, 12)$, $\text{ext}(\tilde{B}_2) = (4, 6)$ and $\text{ext}(\tilde{B}_3) = (10, 12)$. Note that $\tilde{B}_2, \tilde{B}_3 \in \text{env}(\tilde{B}_1)$.

Thus $\text{Lext}(\tilde{B}_1) = \text{ext}(\tilde{B}_1) - (\text{ext}(\tilde{B}_2) \cup \text{ext}(\tilde{B}_3)) = (2, 8)$, $\text{Lext}(\tilde{B}_2) = (4, 6)$ and $\text{Lext}(\tilde{B}_3) = (10, 12)$.

Taking all together we conclude that $\text{Lext}(\sigma) = (11)(3, 5, 7)(9, 13)(4)(6)(10, 12)(2, 8)$. The set of subsets $I \subset [2n-2]$, $|I| = n-1$ which are Lagrangian concordant with σ can be obtained by choosing one element from each bracket. One can compare these I with the nonzero terms in the expression for w_σ from Example 4.17.

Lemma 4.24. Denote by $\Delta_I(w_\sigma|_V)$ the Plucker coordinates of the point $w_\sigma|_V \in LG_{\geq 0}(n-1, V)$, then for any given non-crossing partition σ we have:

$$\{I \subset [2n-2] \mid |I| = |n-1|, I \text{ is Lagrangian concordant with } \sigma\} = \{I \mid \Delta_I(w_\sigma|_V) \neq 0\}.$$

Proof. Definition 4.22 provides a combinatorial description of the process of enumerating all non-zero Plucker coordinates of the point $w_\sigma|_V$, which was described in the proof of Theorem 4.16. \square

The statement below is the Lagrangian analog to the formula for Plucker coordinates for the Lam's embedding (see Theorem 2.8 or Theorem 3.8).

Corollary 4.25. *Consider $e \in \overline{E}_n$ and a point $Y \in LG_{\geq 0}(n-1, V)$ associated with $e \in \overline{E}_n$, then the following holds:*

$$\Delta_I(Y) = \sum_{(I, \text{Lext}(\sigma))} L_\sigma,$$

where the sum is over all σ such that $I \subset [2n-2]$, $|I| = n-1$ is Lagrangian concordant with σ .

Proof. Indeed,

$$Y = \sum_{\sigma} L_\sigma w_\sigma|_V.$$

By Lemma 4.24 we have

$$w_\sigma|_V = \sum_{(I, \text{Lext}(\sigma))} e_I,$$

where $e_I = e_{i_1} \wedge \dots \wedge e_{i_{n-1}}|_{I = \{i_1, \dots, i_{n-1}\}}$ and the sum is over all I such that I is Lagrangian concordant with σ . Therefore we obtain

$$Y = \sum_{\sigma} L_\sigma \sum_{(I, \text{Lext}(\sigma))} e_I = \sum_I \sum_{(I, \text{Lext}(\sigma))} L_\sigma e_I = \sum_I \left(\sum_{(I, \text{Lext}(\sigma))} L_\sigma \right) e_I.$$

□

4.4. The special property of the concordance basis. The main goal of this subsection is to describe a special property of the action of Lam's generators on the concordance vectors. Note that the generators $\mathbf{u}_2|_V, \dots, \mathbf{u}_{2n-1}|_V$ generate the symplectic Lie algebra \mathfrak{sp}_{2n-2} (see the proof of Theorem 2.20), therefore the results of this subsection hold for \mathfrak{sp}_{2n-2} as well. We state it precisely in Corollary 4.33.

Define the following combinatorial operation on non-crossing partitions of $[\overline{n}]$.

Isolating a boundary vertex: Given a non-crossing partition $(\sigma|\tilde{\sigma})$ and an integer $i \in [2n]$ define a new non-crossing partition $g_i\sigma$ obtained from $(\sigma|\tilde{\sigma})$ by isolating the vertex i (see Fig. 7).

In the case when i is an isolated vertex in the non-crossing partition $(\sigma|\tilde{\sigma})$ the operation g_i acts trivially.

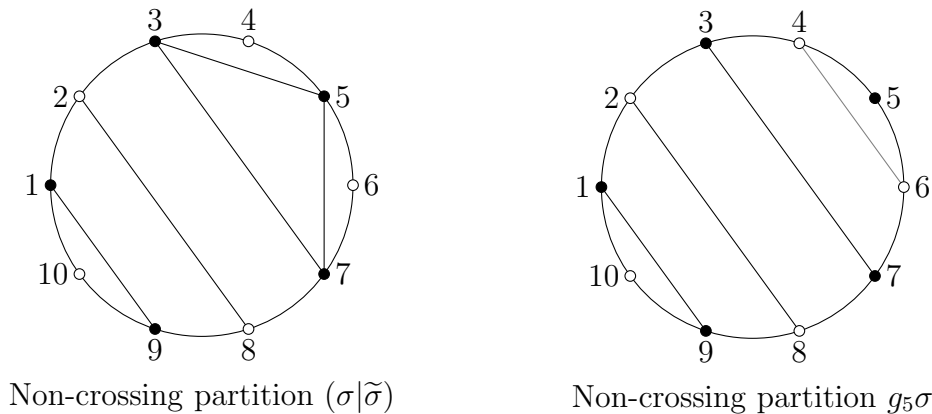


FIGURE 7. Isolating the boundary vertex 5 in $\sigma = (\overline{1}, \overline{5}|\overline{2}, \overline{3}, \overline{4})$

We will prove the following remarkable property of the concordance basis.

Theorem 4.26. *The action of the Lam generators u_i (see Definition 2.18) maps a concordance vector w_σ to another concordance vector or to the zero. More precisely, $u_i(w_\sigma) = 0$ if the vertex i is an isolated vertex in σ or it is dual $\tilde{\sigma}$ and $u_i(w_\sigma) = w_{g_i\sigma}$ otherwise.*

The same is true for the operators $u_i|_V$.

Remark 4.27. Note that the statement of Theorem 4.26 always holds for the Chevalley generators.

The following lemma describes the changes of grove coordinates under the action of Lam generator $u_i(a)$.

Lemma 4.28. [11, Proposition 5.15]

Let $X = \sum_{\sigma} L_{\sigma} w_{\sigma}$ be a point in $Gr(n-1, 2n)_{\geq 0} \cap \mathbb{P}H$.

If $i = 2\bar{k} - 1$ is odd, then define

$$L'_{\sigma} = \begin{cases} L_{\sigma} + a \sum_{\kappa} L_{\kappa}, & \text{if } \bar{k} \text{ is isolated in } \sigma \\ L_{\sigma} + 0, & \text{if } \bar{k} \text{ is not isolated in } \sigma \end{cases}$$

where the summation is over non-crossing partitions κ obtained from σ by merging \bar{k} with any of the parts of σ .

If $i = 2\bar{k}$ is even, then define

$$L'_{\sigma} = \begin{cases} L_{\sigma} + a \sum_{\kappa} L_{\kappa}, & \text{if } \tilde{k} \text{ is isolated in } \tilde{\sigma} \\ L_{\sigma} + 0, & \text{if } \tilde{k} \text{ is not isolated in } \tilde{\sigma} \end{cases}$$

where the summation is over non-crossing partitions κ obtained from σ by merging \tilde{k} with any of the parts of $\tilde{\sigma}$.

Then $u_i(a)X = \sum_{\sigma} L'_{\sigma} w_{\sigma}$.

Note that the isolating operation g_i is a left inverse of the merging operation in vertex i . Thus merging operation is injective.

Since $u_i^2(a) = 0$ we have $u_i(a) = \exp(au_i) = 1 + au_i$. Thus the second terms (divided by a) in the formulas above correspond to the changes of grove coordinates under the action of Lam algebra generator u_i . This observation leads to a different proof of Theorem 4.26.

Proof of Theorem 4.26. Consider a concordance vector w_{σ^0} corresponding to some fixed non-crossing partition σ^0 and a Lam algebra generator u_i with odd $i = 2\bar{k} - 1$; the case of even $i = 2\bar{k}$ is similar. Denote by $\{L'_{\sigma} | \sigma \in \mathcal{NC}_n\}$ the set of grove coordinates of the point $u_i w_{\sigma^0}$, then by Lemma 4.28 and the discussion above we have:

$$(18) \quad L'_{\sigma} = \begin{cases} \sum_{\kappa} L_{\kappa}, & \text{if } \bar{k} \text{ is isolated in } \sigma \\ 0, & \text{if } \bar{k} \text{ is not isolated in } \sigma \end{cases}$$

where the summation is over non-crossing partitions κ obtained from σ by merging \bar{k} with any of the parts of σ .

By equation (18) $L'_{\sigma} \neq 0$ if and only if \bar{k} is isolated vertex in σ and there is κ in the summation set such that $L_{\kappa} \neq 0$. Note that L_{σ^0} is the only one nonzero grove measurement of the point defined by w_{σ^0} , therefore $L'_{\sigma} \neq 0$ if and only if \bar{k} is an isolated vertex in σ and $\kappa = \sigma^0$ appears in the summation set.

If the vertex \bar{k} is isolated in σ^0 , then $\kappa = \sigma^0$ will not appear in the summation sets since the vertex \bar{k} cannot be isolated in any merged non-crossing partition.

If the vertex \bar{k} is not isolated in σ^0 , then $\kappa = \sigma^0$ will appear in exactly one summation sum. Indeed, it appears in grove measurements, defined by the point $w_{g_i\sigma^0}$, and it can not appear in other cases since merging is an injective operation. Thus $\mathbf{u}_i w_{\sigma^0} = w_{g_i(\sigma^0)}$ if \bar{k} is not an isolated vertex in σ^0 . \square

The following bilinear form $\langle \cdot, \cdot \rangle$ defined on the concordance space H was studied in a related context in [9], [10]. Since there are two independent structures defined on H , namely, this form $\langle \cdot, \cdot \rangle$ and the action of the Lam algebra, it is a natural question to understand in which sense they are compatible with each other. Proposition 4.32 gives a possible answer to this question.

Definition 4.29. There is a bilinear form on the vector space of formal linear combinations of non-crossing partitions of $[\bar{n}]$, which is isomorphic to H : if $\tau, \sigma \in \mathcal{NC}_n$, $\langle \tau, \sigma \rangle$ takes the value 1 or 0 and is equal to 1 if and only if the following two conditions are satisfied:

1. The number of parts of τ and σ add up to $n + 1$.
2. The partition on $[\bar{n}]$ defined by the union of the partitions τ and σ consists of one part containing all the nodes.

For example, $\langle \bar{1}\bar{2}\bar{3}|\bar{4}, \bar{2}\bar{4}|\bar{1}|\bar{3} \rangle = 1$ but $\langle \bar{1}\bar{2}|\bar{3}\bar{4}, \bar{1}\bar{2}|\bar{3}|\bar{4} \rangle = 0$.

We extend the bilinear form from non-crossing partitions to concordance vectors: $\langle w_\tau, w_\sigma \rangle := \langle \tau, \sigma \rangle$.

Proposition 4.30. Let $\tau, \sigma \in \mathcal{NC}_n$ such that the vertex i is either non-isolated or isolated in each of them simultaneously. Then for the form $\langle \cdot, \cdot \rangle$ the following identity holds:

$$\langle g_i\tau, \sigma \rangle = \langle \tau, g_i\sigma \rangle.$$

Proof. Suppose that i is odd, otherwise change τ, σ to $\tilde{\tau}, \tilde{\sigma}$ everywhere below. We first consider the case when the vertex i is not isolated in neither τ nor σ . In such a case, the action of the operation g_i increases the number of parts of the non-crossing partition by 1, i.e. $|g_i\sigma| = |\sigma| + 1$. The added part is the vertex i by itself, which in $g_i\sigma$ forms the part by itself. Thus

$$(19) \quad |g_i\tau| + |\sigma| = |\tau| + 1 + |\sigma| = |\tau| + |g_i\sigma|,$$

so the number of parts in $g_i\tau \cup \sigma$ is equal to $n + 1$ if and only if the number of parts in $\tau \cup g_i\sigma$ is equal to $n + 1$. Applying g_i to τ preserves all parts of the partition of $[\bar{n}]$ defined by the union of τ and σ except that parts which contain the vertex i . However, since the vertex i is not isolated in neither τ nor σ , there is some part in τ containing i and some other vertex; and the same for σ . It follows that the number of parts in $g_i\tau \cup \sigma$ is equal to one if and only if the same holds in $\tau \cup g_i\sigma$. Thus both conditions of the form $\langle \cdot, \cdot \rangle$ hold simultaneously in the left hand side of (19) if and only if they hold in the right hand side of (19), so the form is invariant under the action of g_i .

In the case when the vertex i is isolated in both τ and σ their union never consists of a one part, because i forms a part by itself. Thus both sides of (19) equal identically to zero. \square

Remark 4.31. The assertion of Proposition 4.30 is not true when i is an isolated vertex of only one of two partitions: let $(\tau|\tilde{\tau}) = (137|2|46|5|8)$ and $(\sigma|\tilde{\sigma}) = (1|248|3|57|6)$. Then $\langle g_5\tau, \sigma \rangle = 1$ while $\langle \tau, g_5\sigma \rangle = 0$.

One can reformulate Proposition 4.30 in an algebraic way as follows. Note that here we are not assuming any isolating condition on i any more.

Proposition 4.32. *For the form $\langle \cdot, \cdot \rangle$ the following identity holds:*

$$\langle \mathbf{u}w_\tau, w_\sigma \rangle = \langle w_\tau, \mathbf{u}w_\sigma \rangle.$$

Proof. We start with several reductions. It is enough to prove the assertion for the arbitrary commutator of generating elements. Thus by induction it is enough to prove the statement for the commutator $[\mathbf{u}_i, \mathbf{u}_j]$ of length 1. Therefore it is enough to prove the following:

$$\langle (\mathbf{u}_i\mathbf{u}_j - \mathbf{u}_j\mathbf{u}_i)w_\tau, w_\sigma \rangle = \langle w_\tau, (\mathbf{u}_i\mathbf{u}_j - \mathbf{u}_j\mathbf{u}_i)w_\sigma \rangle.$$

In the case of i is a non-isolated vertex in both τ and σ the assertion follows from Theorem 4.26:

$$\langle \mathbf{u}_i w_\tau, w_\sigma \rangle = \langle w_{g_i\tau}, w_\sigma \rangle = \langle g_i\tau, \sigma \rangle = \langle \tau, g_i\sigma \rangle = \langle w_\tau, w_{g_i\sigma} \rangle = \langle w_\tau, \mathbf{u}_i w_\sigma \rangle.$$

In the case when i is an isolated vertex in both τ and σ the generators \mathbf{u}_i act by 0, so the assertion holds trivially.

It remains to consider the case when i is an isolated vertex in the exactly one non-crossing partition. Without loss of generality we assume that i is an isolated vertex in τ and non-isolated in σ . Then by Theorem 4.26 $\mathbf{u}_i w_\tau = 0$ and hence $\langle \mathbf{u}_i w_\tau, w_\sigma \rangle = 0$. On the other hand, i is an isolated vertex in both τ and $g_i\sigma$, so in their union i forms an equivalence class by itself and thus $\langle w_\tau, \mathbf{u}_i w_\sigma \rangle = \langle \tau, g_i\sigma \rangle = 0$. \square

Corollary 4.33. *The assertions of Theorem 4.26 and Proposition 4.32 are actually true for the symplectic Lie algebra \mathfrak{sp}_{2n-2} .*

Proof. It follows directly from the proof of Theorem 2.20 where it is proved that the generators $\mathbf{u}_2|_V, \dots, \mathbf{u}_{2n-1}|_V$ generate the symplectic Lie algebra \mathfrak{sp}_{2n-2} . \square

5. PARAMETRIZATIONS OF CACTUS NETWORKS

5.1. Parametrizations via effective resistance matrices. In this section we present a parametrization of the totally nonnegative Grassmannian corresponding to electrical networks by the matrix of effective resistances. We will use it in order to get a precise form for the representatives of points of the totally nonnegative Grassmannian corresponding to cactus networks and to obtain an electrical description of Algorithm 4.4.

Definition 5.1. Let $e(\Gamma, \omega) \in E_n$ be an electrical network, then $e^*(\Gamma^*, \omega^*) \in E_n$ is the *dual network* to e if the following holds:

- a graph Γ^* is a dual graph to Γ ;
- for any two corresponding edges of $f \in E(\Gamma)$ and $f^* \in E(\Gamma^*)$ their conductivities related as follows $\omega(f)\omega^*(f^*) = 1$.

Remark 5.2. The last definition can be naturally extended on cactus networks. Indeed it is enough to assume that if $\omega(f) = 0$ then $\omega^*(f^*) = \infty$ and vice versa. This agreement has the following combinatorial interpretation: a deletion of an edge f of a graph Γ is a contraction of the corresponded edge f^* of a graph Γ^* and vice versa. In other words, if a cactus network e can be obtained from a network e' by tending to zero (or infinity) conductivity of an edge f , then e^* can be obtained from a network $(e')^*$ by tending to infinity (or zero) conductivity of the corresponded edge f^* . In particular, for a hollow cactus network $P(\tilde{\sigma}) = (P(\sigma))^*$. Note that for an arbitrary cactus network it is not the case, see [4, Remark 2.7].

The construction of the dual electrical network can be interpreted as the cyclic shift on $Gr_{\geq 0}(n-1, 2n)$ (for $Gr_{\geq 0}(n+1, 2n)$ see [4, Lemma 2.8]):

Lemma 5.3. *Let $e(\Gamma, \omega) \in E_n$ be an electrical network and $X(e)$, $X(e^*)$ are the points of $Gr_{\geq 0}(n-1, 2n)$ defined by the Temperley trick for the networks $e(\Gamma, \omega) \in E_n$ and $e^*(\Gamma^*, \omega^*) \in E_n$ correspondingly. Then the following holds:*

$$X(e^*) = X(e)s^{-1},$$

where the matrix s is defined by the formula (4).

The same holds for points of $Gr_{\geq 0}(n+1, 2n)$ defined by the generalized Temperley trick for the networks e and e^* .

Proof. Since the action of s^{-1} shifts Plucker coordinates of $X(e)$ by 1 :

$$\Delta_{i_1 \dots i_{n+1}}(X(e)) = \Delta_{(i_1+1 \bmod 2n) \dots (i_{n+1}+1 \bmod 2n)}(X(e)s^{-1}),$$

we conclude that the point $X(e)s^{-1} \in Gr_{\geq 0}(n-1, 2n)$ is defined by the network N' , which is obtained from $N(\Gamma, \omega)$ by counterclockwise shifting of a numeration of its boundary vertices by 1 as it is shown in Fig. 9.

Let us apply the gauge transformation in each black vertex of degree 4 to N' (as it is

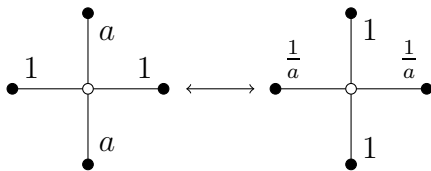


FIGURE 8. Gauge transformation

shown in Fig. 8) to obtain the network N'' . Since gauge transformations do not change a point of a Grassmannian (see [12, Lemma 4.6]), we conclude that $X(e)s^{-1}$ is defined by N'' . On the other hand, it is easy to see that $N'' = N(\Gamma^*, \omega^*)$. That ends the proof. Note that by the continuity arguments we obtain that Lemma also holds if we assume that $e, e^* \in \overline{E}_n$. \square

It is clear that $\Omega_n(e')$ is defined for any cactus network $e' \in \overline{E}_n$, which is obtained from a network $e \in E_n$ by setting some of its conductivities equal to 0. There is a natural way to adjust Definition 2.13 for the explicit parameterization of the points of $Gr_{\geq 0}(n-1, 2n)$ associated with cactus networks e' obtained from a network $e \in E_n$ by setting some of its conductivities to infinity.

Definition 5.4. Let $e \in E_n$ and a set boundary potentials $\mathbf{U} = (U_1, \dots, U_n)$ be such that:

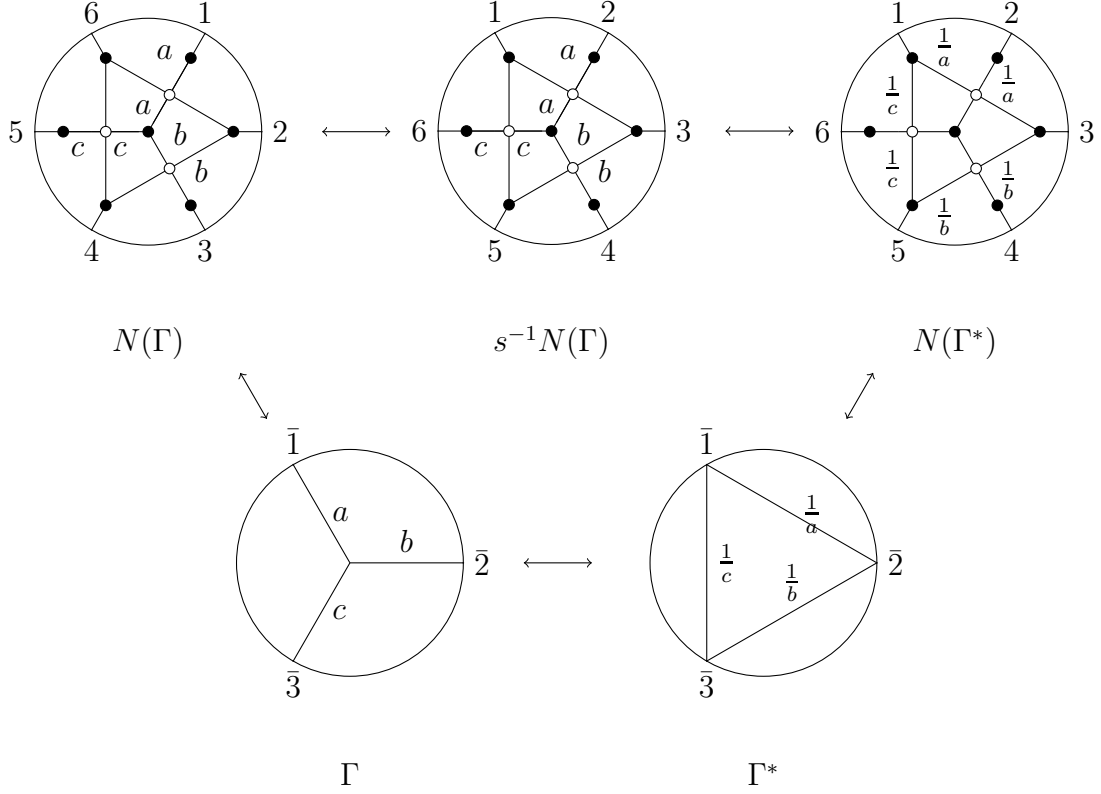
$$(20) \quad M_R \mathbf{U} = -e_i + e_j,$$

where e_k , $k \in \{1, \dots, n\}$ is the standard basis of \mathbb{R}^n . The quantity $R_{ij} = |U_i - U_j|$ is called the *effective resistance* between the boundary vertices i and j (in particular, $R_{ii} = 0$). This difference does not depend on the choice of a solution of the equation (20).

Definition 5.5. Let $e \in E_n$, then define a point in $Gr(n-1, 2n)$ associated to e as the row space of the matrix:

$$(21) \quad \Omega_{n,R}(e) = \begin{pmatrix} 1 & -m_{12} & 0 & m_{13} & 0 & -m_{14} & 0 & \dots & (-1)^n & (-1)^n m_{11} \\ 1 & m_{22} & 1 & -m_{23} & 0 & m_{24} & 0 & \dots & 0 & (-1)^{n+1} m_{12} \\ 0 & -m_{23} & 1 & m_{33} & 1 & -m_{34} & 0 & \dots & 0 & (-1)^{n+2} m_{13} \\ \vdots & \vdots & \vdots & \vdots & \vdots & \vdots & \vdots & \ddots & \vdots & \vdots \end{pmatrix},$$

where $m_{ij} = -\frac{1}{2}(R_{i,j} + R_{i+1,j+1} - R_{i,j+1} - R_{i+1,j})$.

FIGURE 9. Action of the operator s^{-1} on the network

Theorem 5.6. *The row space of $\Omega_{n,R}(e)$ defines the same point in the $Gr_{\geq 0}(n-1, 2n)$ as the point defined by $e(\Gamma, \omega)$ under the Lam's embedding and the following holds:*

$$\Delta_I(\Omega'_{n,R}(e)) = \frac{\Delta_I^\bullet}{L_{123\dots n}}.$$

By $\Omega'_{n,R}(e)$ we denote a matrix obtained from $\Omega_{n,R}(e)$ by the deletion of the first row.

Proof. Consider $e \in E_n$ and its dual network e^* . By Lemma 5.3 $\Omega_n(e^*)s^{-1}$ and $\Omega_n(e)$ define the same point of the Grassmannian $Gr_{\geq 0}(n-1, 2n)$.

Note that

$$\Omega_n(e^*)s^{-1} = \begin{pmatrix} 1 & -x_{12}^* & 0 & x_{13}^* & 0 & -x_{14}^* & 0 & \dots & (-1)^n & (-1)^n x_{11}^* \\ 1 & x_{22}^* & 1 & -x_{23}^* & 0 & x_{24}^* & 0 & \dots & 0 & (-1)^{n+1} x_{12}^* \\ 0 & -x_{23}^* & 1 & x_{33}^* & 1 & -x_{34}^* & 0 & \dots & 0 & (-1)^{n+2} x_{13}^* \\ \vdots & \vdots & \vdots & \vdots & \vdots & \vdots & \vdots & \ddots & \vdots & \vdots \end{pmatrix},$$

where x_{ij}^* are elements of the response matrix of dual electrical network e^* . Then note that by [9, Proposition 2.9] we have:

$$x_{ij}^* = -\frac{1}{2}(R_{i,j} + R_{i+1,j+1} - R_{i,j+1} - R_{i+1,j}).$$

Thus

$$(22) \quad \Omega_{n,R}(e) = \Omega_n(e^*)s^{-1}.$$

Note also that by Theorem 2.14 $\text{rank}(\Omega_n(e^*)) = n-1$ and the alternating sum of the rows of $\Omega_n(e)$ is equal to zero. Thus using (22) we conclude that the same properties are satisfied for $\Omega_{n,R}(e)$. Thus the row spaces of the matrices $\Omega_{n,R}(e)$ and $\Omega'_{n,R}(e)$ are the same.

Denote the i -th row of the RHS matrix in (25) by v_i then three matrices

$$(26) \quad \Omega_n''(e), \quad D_n \begin{pmatrix} v_1 \\ v_2 \\ \cdots \\ v_{n-2} \\ v_{n-1} \end{pmatrix} T_n, \quad D_n \begin{pmatrix} v_1 - v_2 \\ v_2 - v_3 \\ \cdots \\ v_{n-2} - v_{n-1} \\ v_{n-1} \end{pmatrix} T_n$$

define the same point of $Gr_{\geq 0}(n-1, 2n)$. Note that the rightmost matrix in (26) is of the required form (23). \square

5.2. Electrical description of Algorithm 4.4. In this subsection we give another, less combinatorial and more "electrical", way to construct a concordance vector as an element of $\bigwedge^{n-1} V$ than described in Algorithm 4.4. However, it turns out that this approach leads to the same answer as Algorithm 4.4.

Theorem 5.6 and Lemma 5.9 provides a way to choose a representative in $Gr_{\geq 0}(n-1, 2n)$ for $p(\sigma)$. Consider an arbitrary hollow cactus network (see Definition 2.3 and Definition 4.8) $P(\sigma) \in \overline{E}_n$ with a boundary defined by a non-crossing partition $\sigma = (\overline{B}_1, \overline{B}_2, \dots, \overline{B}_k)$ and an electrical network $e(\Gamma, \omega) \in E_n$ on a graph Γ .

For any connected component $\overline{B}_i = \{\overline{j}_1, \overline{j}_2, \dots, \overline{j}_{k_i}\} \in \sigma$, which contains at least two boundary vertices, consider $e(\Gamma_{\overline{B}_i}) \in E_{|\overline{B}_i|}$ on the connected subgraph $\Gamma_{\overline{B}_i}$ of Γ . Consider also the vector space $V_R(\overline{B}_i) = \text{span}(v_{\overline{j}_1 \overline{j}_2}^R, v_{\overline{j}_2 \overline{j}_3}^R, \dots, v_{\overline{j}_{k_i-1} \overline{j}_{k_i}}^R)$, here $v_{\overline{j}_l \overline{j}_{l+1}}^R$ is the l -th row of $\Omega_n(e(\Gamma, \omega))$. Note that for all $k \in \overline{B}_i$, $m \notin \overline{B}_i$ holds that $x_{km} = 0$.

Repeating the proof of Lemma 5.9 for the restriction on $V_R(\overline{B}_i)$ we obtain that $V_R(\overline{B}_i)$ is spanned by the rows of the following matrix:

$$(27) \quad (M'_R(e(\Gamma_{\overline{B}_i})))^{-1} \begin{pmatrix} v_{\overline{j}_1 \overline{j}_2}^R - v_{\overline{j}_2 \overline{j}_3}^R \\ v_{\overline{j}_2 \overline{j}_3}^R - v_{\overline{j}_3 \overline{j}_4}^R \\ \cdots \\ v_{\overline{j}_{k_i-2} \overline{j}_{k_i-1}}^R - v_{\overline{j}_{k_i-1} \overline{j}_{k_i}}^R \\ v_{\overline{j}_{k_i-1} \overline{j}_{k_i}}^R \end{pmatrix}.$$

By Proposition 5.8 entries of the matrix (27) depends only on $\{R_{km} | k, m \in \overline{B}_i\}$.

Thus tending all $R_{km} \rightarrow 0$ we have

$$V(\overline{B}_i) := \lim_{R_{km} \rightarrow 0} V_R(\overline{B}_i) \subset p(\sigma),$$

and $V(\overline{B}_i)$ is the span of the vectors $v_{\overline{j}_l \overline{j}_{l+1}}^{\overline{\tau}}$ which are the vector-rows of the matrix obtained from the matrix (27) after tending all $R_{km} \rightarrow 0$.

From the proof of Lemma 5.9 we also have that:

$$(28) \quad v_{\overline{j}_l \overline{j}_{l+1}}^{\overline{\tau}} = (0, 0, \dots, 0, *, 0, \dots, 0, *, 0, \dots, 0),$$

where the first non-zero entry $*$ is on the $(2\overline{j}_l - 1)$ -th position, the second non-zero entry $*$ is on the $(2\overline{j}_{l+1} - 1)$ -th position and both of them have the absolute value 1. Multiplying $v_{\overline{j}_l \overline{j}_{l+1}}^{\overline{\tau}}$ by ± 1 we are able to set the first $*$ equal to 1. Then the second $*$ must be equal to $(-1)^{\text{sgn}(\overline{j}_{l+1})}$, where $\text{sgn}(\overline{j}_{l+1})$ is uniquely defined by the condition that $v_{\overline{j}_l \overline{j}_{l+1}}^{\overline{\tau}} \in V$. Note that $\text{sgn}(\overline{j}_{l+1})$ coincides with the definition of the sign in the third step of Algorithm 4.4.

By repeating above arguments for each $\overline{B}_i \in \sigma : |\overline{B}_i| > 1$ we obtain that:

$$\bigoplus_{\overline{B}_i \in \sigma : |\overline{B}_i| > 1} V(\overline{B}_i) \subset p(\sigma).$$

Now, consider the dual to $P(\sigma)$ hollow cactus network $P(\tilde{\sigma}) \in \overline{E}_n$ with the boundary defined by the non-crossing partition $\tilde{\sigma} = (\tilde{B}_1, \tilde{B}_2, \dots, \tilde{B}_l)$ dual to σ . Then let us repeat the above arguments for each connected component $\tilde{B}_i \in \tilde{\sigma} : |\tilde{B}_i| > 1$, then we have:

$\bigoplus_{\tilde{B}_i \in \tilde{\sigma} : |\tilde{B}_i| > 1} V(\tilde{B}_i) \subset p(\tilde{\sigma})$. Note that by Remark 5.2 we have $P(\tilde{\sigma}) = (P(\sigma))^*$. Let us

denote by $(p(\sigma))^*$ the point of $Gr_{\geq 0}(n-1, 2n)$ corresponding to $(P(\sigma))^*$. Thus we have

$\bigoplus_{\tilde{B}_i \in \tilde{\sigma} : |\tilde{B}_i| > 1} V(\tilde{B}_i) \subset (p(\sigma))^*$. Identify the space $V(\tilde{B}_i)$ with a matrix representing it: it is

a matrix whose rows define analogously to vectors $v_{\tilde{j}_i \tilde{j}_{i+1}}$ with the substitution \tilde{i} to \tilde{i} in the description below (28). Then we obtain: $\bigoplus_{\tilde{B}_i \in \tilde{\sigma} : |\tilde{B}_i| > 1} V(\tilde{B}_i)s^{-1} \subset (p(\sigma))^*s^{-1}$. Then

by Lemma 5.3 we have: $\bigoplus_{\tilde{B}_i \in \tilde{\sigma} : |\tilde{B}_i| > 1} V(\tilde{B}_i)s^{-1} \subset p(\sigma)$.

And also for any $\tilde{B}_i = \{\tilde{j}_1, \tilde{j}_2, \dots, \tilde{j}_{k_i}\}$, $|\tilde{B}_i| = k_i > 1$ we have that $V(\tilde{B}_i)s^{-1} = \text{span}(v_{\tilde{j}_1 \tilde{j}_2}, v_{\tilde{j}_2 \tilde{j}_3}, \dots, v_{\tilde{j}_{k_i-1} \tilde{j}_{k_i}})$, where

$$v_{\tilde{j}_i \tilde{j}_{i+1}} = (0, 0, \dots, 0, 1, 0, \dots, 0, (-1)^{\text{sgn}(\tilde{j}_{i+1})}, 0, \dots, 0).$$

Here again the first non-zero entry is on the $2\tilde{j}_i$ -th position, the last non-zero entry is on the $2\tilde{j}_{i+1}$ -th position and $\text{sgn}(\tilde{j}_{i+1})$ is again uniquely defined by the condition that $v_{\tilde{j}_i \tilde{j}_{i+1}} \in V$.

Since $\sum_{\overline{B}_i \in \sigma : |\overline{B}_i| > 1} \dim(V(\overline{B}_i)) + \sum_{\tilde{B}_i \in \tilde{\sigma} : |\tilde{B}_i| > 1} \dim(V(\tilde{B}_i)) = n - 1$ (see the proof of Algorithm 4.4, part "Sign's arrangement") we have that:

$$(29) \quad p(\sigma) = \bigoplus_{\overline{B}_i \in \sigma : |\overline{B}_i| > 1} V(\overline{B}_i) \bigoplus_{\tilde{B}_i \in \sigma : |\tilde{B}_i| > 1} V(\tilde{B}_i).$$

Or, equivalently, using the definitions of $V(\overline{B}_i)$ and $V(\tilde{B}_i)$ we have that the point $p(\sigma)$ could be represented by a $(n+1) \times 2n$ matrix M_σ whose rows are the following set of vectors:

$$(30) \quad \bigsqcup_{\overline{B}_i = \{\overline{j}_1, \dots, \overline{j}_{k_i}\} \in \sigma : |\overline{B}_i| > 1} \{v_{\overline{j}_1 \overline{j}_2}, v_{\overline{j}_2 \overline{j}_3}, \dots, v_{\overline{j}_{k_i-1} \overline{j}_{k_i}}\} \bigsqcup_{\tilde{B}_i = \{\tilde{j}_1, \dots, \tilde{j}_{k_i}\} \in \tilde{\sigma} : |\tilde{B}_i| > 1} \{v_{\tilde{j}_1 \tilde{j}_2}, v_{\tilde{j}_2 \tilde{j}_3}, \dots, v_{\tilde{j}_{k_i-1} \tilde{j}_{k_i}}\}.$$

Proposition 5.10. *The matrix M_σ defined by (30) coincides with the matrix obtained by writing wedge-factors of a pure wedge product provided by the third step of Algorithm 4.4 applied to σ as the rows.*

Proof. Note that by Proposition 4.10 w_σ is a point corresponding to $p(\sigma)$ under the Plucker embedding, the proof is based on the straightforward comparison of the Algorithm 4.4 and the construction of the matrix M_σ . \square

In other words, Proposition 5.10 says that the procedure above describes a different way to obtain the same representative for a point of a Grassmannian corresponding to a hollow cactus network as that of provided by Algorithm 4.4. We call it "electrical" since it is based on an analysis of an effective resistance matrix.

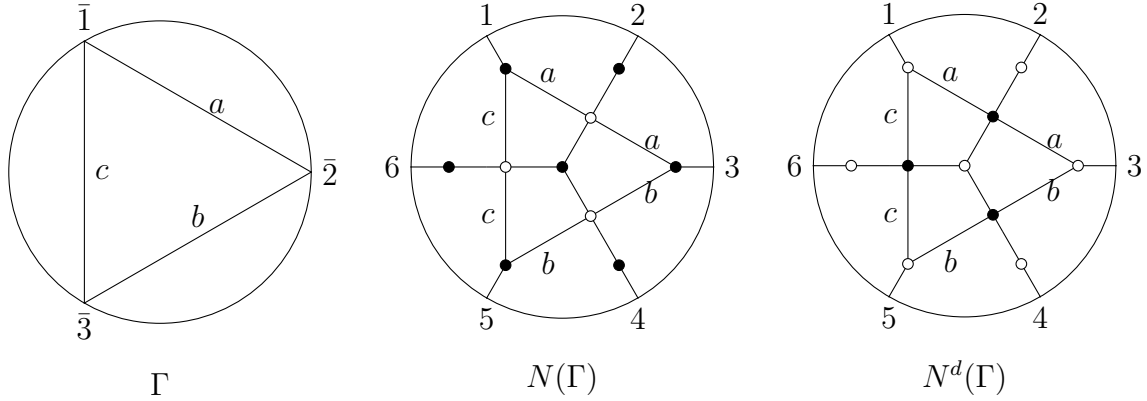


FIGURE 10. An electrical network $e(\Gamma, \omega)$, associated to it bipartite networks $N(\Gamma, \omega)$ and $N^d(\Gamma, \omega)$ obtained from e by the usual and the dual generalized Temperley trick.

6. APPENDIX

6.1. Postnikov's networks and bipartite networks. Here we recall a definition of Postnikov's and bipartite networks and their connection with the totally nonnegative Grassmannians, which we have used in Section 3.2.

We now introduce the dual generalized Temperley's trick. Note that Definition 6.1 might be obtained from the definition of the generalized Temperley's trick $N(\Gamma, \omega)$ [11, Section 5.1] just by inverting the colors.

Definition 6.1. For each $e \in E_n$ we define a planar bipartite network $N^d(\Gamma, \omega)$ (here d stands for "dual") embedded into the disk (see Fig. 10). The boundary vertices of $N^d(\Gamma, \omega)$ are as follows:

- if Γ has boundary vertices $\{\bar{1}, \bar{2}, \dots, \bar{n}\}$, then $N^d(\Gamma, \omega)$ will have black boundary vertices $\{1, 2, \dots, 2n\}$, where boundary vertex \bar{i} is identified with $2i - 1$ and vertex $2i$ can be identified with the vertex i used to label dual non-crossing partitions;
- each boundary vertices has the degree equal to 1.

The interior vertices of $N^d(\Gamma, \omega)$ are defined as follows:

- we have a white interior vertex b_v for each interior vertex v of Γ ;
- a white interior vertex b_F for each interior face F of Γ ;
- a black interior vertex w_e placed at the midpoint of each interior edge e of Γ ;
- for each boundary vertex \bar{i} , we have a white interior vertex b_i .

The edges of $N^d(\Gamma, \omega)$ are defined as follows:

- if v is a vertex of an edge e in Γ , then b_v and w_e are joined, and the weight of this edge is equal to the weight $\omega(e)$ of e in Γ ,
- if e borders F , then w_e is joined to b_F by an edge with weight 1,
- the vertex b_i is joined by an edge with weight 1 to the boundary vertex $2i - 1$ in $N^d(\Gamma, \omega)$, and b_i is also joined by an edge with weight 1 to w_e for any edge e incident to \bar{i} in Γ ,
- even boundary vertices $2i$ in $N^d(\Gamma, \omega)$ are joined by an edge with weight 1 to the face vertex w_F of the face F that they lie in.

By each bipartite network $N^d(\Gamma, \omega)$ we can naturally construct a Postnikov network:

Definition 6.2. Consider an electrical network $e(\Gamma, \omega)$ and associated with it bipartite network $N^d(\Gamma, \omega)$, then a Postnikov network $PN(\Gamma, \omega', O_2)$ is defined as follows:

- graphs $N^d(\Gamma), PN(\Gamma)$ are the same;
- O_2 is the perfect edge orientation, it means that each internal black vertex of $PN(\Gamma)$ has exactly one outgoing edge and each internal white vertex $PN(\Gamma)$ has exactly one incoming edge;
- O_2 has the set of sources (i.e. the set of all external vertices of $PN(\Gamma)$ with outgoing orientations) $\{1, 2, 3, 5, \dots, 2n - 1\}$;
- for any $e \in E(PN(\Gamma))$ in the network $PN(\Gamma, \omega', O_2)$ connecting the white and the black vertices the weight $\omega(e)$ is the same as it is in the network $N^d(\Gamma, \omega)$;
- for any $e \in E(PN(\Gamma))$ in the network $PN(\Gamma, \omega', O_2)$ connecting the black and the white vertices the weight $\omega(e)$ is reciprocal of the weight of the same edge in the network $N^d(\Gamma, \omega)$.

A Postnikov network $PN(\Gamma, \omega', O_2)$ defines an extended matrix of boundary measurements:

Definition 6.3. Consider a Postnikov network $PN(\Gamma, \omega', O_2)$ and denote by $M_{i_r, j}$ the sum of weights of the directed paths from $i_r \in O_2$ to an external vertex labeled by j :

$$M_{i_r, j} := \sum_{p: i_r \rightarrow j} (-1)^{\text{wind}(p)} wt(p),$$

where $wt(p)$ is the product of all edges belonging to p , and $\text{wind}(p)$ is the winding index of a path p , see [14, Section 4] for more details.

The extended matrix of boundary measurements $M_B = (a_{rj})$ for a network $PN(\Gamma, \omega', O_2)$ is an $(n + 1) \times 2n$ matrix, which is defined as follows:

- its submatrix formed by the columns labeling the sources is the identity matrix;
- otherwise $a_{rj} = (-1)^s M_{i_r, j}$, where s is the number of elements from O_2 between the source labeled $i_r \in O_2$ and the sink labeled j .

Due to the combinatorial sense of entries of M_B we will use the following notation for them:

$$a_{i_r \rightarrow j} := a_{rj}.$$

Example 6.4. Consider an electrical network $e(\Gamma, \omega)$ as it is shown in Fig.11, then an extended matrix of boundary measurements M_B associated with this network has the following form:

$$M_B = \begin{pmatrix} 1 & 0 & 0 & a & 0 & -(a + c) \\ 0 & 1 & 0 & -1 & 0 & 1 \\ 0 & 0 & 1 & b + a & 0 & -a \\ 0 & 0 & 0 & b & 1 & c \end{pmatrix}.$$

For instance, $a_{44} = a_{5 \rightarrow 4} = (-1)^0 b$.

In fact all maximal minors of an extended matrix of boundary measurements M_B of a network $PN(\Gamma, \omega', O_2)$ are nonnegative, which leads to the following theorem:

Theorem 6.5. [14, Corollary 5.4] *A network $PN(\Gamma, \omega', O_2)$ defines the point of $Gr_{\geq 0}(n - 1, 2n)$.*

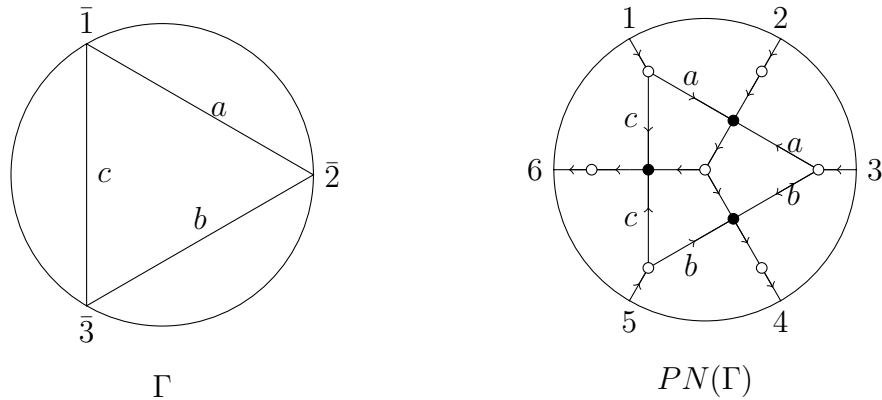


FIGURE 11. An electrical network $e(\Gamma, \omega)$ and the correspondent Postnikov's network $PN(\Gamma)$.

REFERENCES

- [1] I. V. Arnold, A.B. Givental, Symplectic Geometry, Dynamical Systems-4 (edited by V. Arnold and S. Novikov), Encyclopedia of Math Sciences, Springer-Verlag. pp. 4–136 (2001)
- [2] A. Berenstein, V. Gainutdinov, and V. Gorbounov, Generalized electrical Lie algebras, <https://arxiv.org/abs/2405.02956> (2024).
- [3] B. Bychkov, V. Gorbounov, A. Kazakov, D. Talalaev, Electrical Networks, Lagrangian Grassmannians, and Symplectic Groups, Moscow Mathematical Journal, Vol.23, No.2, pp.133-167 (2023).
- [4] S. Chepuri, T. George and D. E. Speyer, Electrical networks and Lagrangian Grassmannians, <https://arxiv.org/abs/2106.15418> (2021).
- [5] E. B. Curtis, D. Ingerman, J. A. Morrow, Circular planar graphs and resistor networks. Linear algebra and its applications, Vol.283, No. 1-3, pp.115-150 (1998).
- [6] B. Curtis, J. A. Morrow, Inverse problems for electrical networks. World Scientific. Vol.13 (2000).
- [7] Y. Colin de Verdiere, I. Gitler, and D. Vertigan: Reseaux electriques planaires. II, Comment. Math. Helv., 71(1), pp. 144-167 (1996).
- [8] R. Karpman, Total positivity for the lagrangian grassmannian, Adv. Appl. Math. 98, 25–76 (2018).
- [9] R. W. Kenyon and D. B. Wilson, Boundary partitions in trees and dimers, Trans. Amer. Math. Soc., 363, pp. 1325–1364 (2011).
- [10] R. Kenyon and D. Wilson, Combinatorics of tripartite boundary connections for trees and dimers. Electron. J Comb., 16(1) (2009).
- [11] T. Lam, Electroid varieties and a compactification of the space of electrical networks, Adv. Math. 338, pp. 549–600 (2018).
- [12] T. Lam, Totally nonnegative Grassmannian and Grassmann polytopes Current developments in mathematics, V.2014 (2015).
- [13] T. Lam and P. Pylyavskyy, Electrical networks and Lie theory, Algebra and Number Theory, 9, pp.1401–1418 (2015).
- [14] A. Postnikov, Total positivity, Grassmannians, and networks, <https://arxiv.org/abs/math/0609764> (2006).
- [15] Yibo Gao, Thomas Lam, Zixuan Xu, Electrical networks and the Grove algebra, Canadian journal of mathematics, pp.1-34 (2024).
- [16] Yi Su, Electrical Lie Algebra of Classical Types, <https://arxiv.org/abs/1410.1188> (2014).

B. B.: DEPARTMENT OF MATHEMATICS, UNIVERSITY OF HAIFA, MOUNT CARMEL, 3498838, HAIFA, ISRAEL

Email address: bbychkov@hse.ru

V. G.: FACULTY OF MATHEMATICS, NATIONAL RESEARCH UNIVERSITY HIGHER SCHOOL OF ECONOMICS, USACHEVA 6, 119048 MOSCOW, RUSSIA

Email address: vgorb10@gmail.com

L. G.: EINSTEIN INSTITUTE OF MATHEMATICS, HEBREW UNIVERSITY, JERUSALEM 91904, ISRAEL.

Email address: lazar.guterman@mail.huji.ac.il

A. K.: LOMONOSOV MOSCOW STATE UNIVERSITY, FACULTY OF MECHANICS AND MATHEMATICS, RUSSIA, 119991, MOSCOW, GSP-1, 1 LENINSKIYE GORY, MAIN BUILDING; CENTRE OF INTEGRABLE SYSTEMS, P. G. DEMIDOV YAROSLAVL STATE UNIVERSITY, SOVETSKAYA 14, 150003, YAROSLAVL, RUSSIA; CENTER OF PURE MATHEMATICS, MOSCOW INSTITUTE OF PHYSICS AND TECHNOLOGY, 9 INSTITUTSKIY PER., DOLGOPRUDNY, MOSCOW REGION, 141701, RUSSIAN FEDERATION; KAZAN FEDERAL UNIVERSITY, N.I. LOBACHEVSKY INSTITUTE OF MATHEMATICS AND MECHANICS, KAZAN, 420008, RUSSIA

Email address: anton.kazakov.4@mail.ru