

# SpecExec: Massively Parallel Speculative Decoding for Interactive LLM Inference on Consumer Devices

Ruslan Svirschevski<sup>\*§</sup>, Avner May<sup>\*‡</sup>, Zhuoming Chen<sup>\*†</sup>,  
Beidi Chen<sup>‡#</sup>, Zhihao Jia<sup>†</sup>, and Max Ryabinin<sup>‡</sup>

<sup>§</sup>Yandex <sup>†</sup>Carnegie Mellon University <sup>#</sup>Meta AI <sup>‡</sup>Together AI  
ruslansv@gmail.com, {avner,mryab}@together.ai,  
{zhuominc,beidic,zhihaoj2}@andrew.cmu.edu

## Abstract

As large language models gain widespread adoption, running them efficiently becomes crucial. Recent works on LLM inference use speculative decoding to achieve extreme speedups. However, most of these works implicitly design their algorithms for high-end datacenter hardware. In this work, we ask the opposite question: *how fast can we run LLMs on consumer machines?* Consumer GPUs can no longer fit the largest available models (50B+ parameters) and must offload them to RAM or SSD. When running with offloaded parameters, the inference engine can process batches of hundreds or thousands of tokens at the same time as just one token, making it a natural fit for speculative decoding. We propose SPECEXEC (Speculative Execution), a simple parallel decoding method that can generate up to 20 tokens per target model iteration for popular LLM families. It utilizes the high spikiness of the token probabilities distribution in modern LLMs and a high degree of alignment between model output probabilities. SpecExec takes the most probable tokens continuation from the draft model to build a “cache” tree for the target model, which then gets validated in a single pass. Using SpecExec, we demonstrate inference of 50B+ parameter LLMs on consumer GPUs with RAM offloading at 4-6 tokens per second with 4-bit quantization or 2-3 tokens per second with 16-bit weights.<sup>1</sup>

## 1 Introduction

Open-access large language models (LLMs), such as Llama 3 [1] and Mistral [2], have become increasingly capable in the past years, and their adoption has grown dramatically. Although these models are openly available, users who are interested in running these models on consumer-grade GPUs (for example, due to privacy or cost reasons) face important challenges. Many open-access LLMs are too large to fit on consumer GPUs, which necessitates offloading them onto CPU RAM to perform inference. Given the limited memory bandwidth between CPU and GPU, as well as the fact that all model parameters must be transferred to the GPU for the LLM to generate each new token, offloading is extremely slow and bandwidth-bound. For example, generating a single new token using Llama 2-70B in 16 bit with offloading on an RTX 3090 GPU takes at least 4.5 seconds<sup>2</sup>.

A recent line of work that aims to speed up LLM inference is speculative decoding [3, 4], which uses a small draft model to predict the next tokens and a larger target model to verify which of those tokens to accept in parallel. Although speculative decoding is a promising direction, the speedups that existing methods can attain in the offloading setting are relatively modest. While studying existing approaches [3, 5, 6], we discovered that these methods do not scale well with the draft model token budget. In particular, as shown in Figure 1 (left), the number of tokens accepted by the target model is empirically upper bounded (by  $\approx 10$  for this model and dataset combination) regardless of the number of speculated tokens. In turn, methods that

<sup>\*</sup>Equal contribution.

<sup>1</sup>The implementation code is available at <https://github.com/yandex-research/specexec>

<sup>2</sup>Assuming PCIe-4.0 and at least 140GB of DDR5 RAM with an efficient offloading implementation.

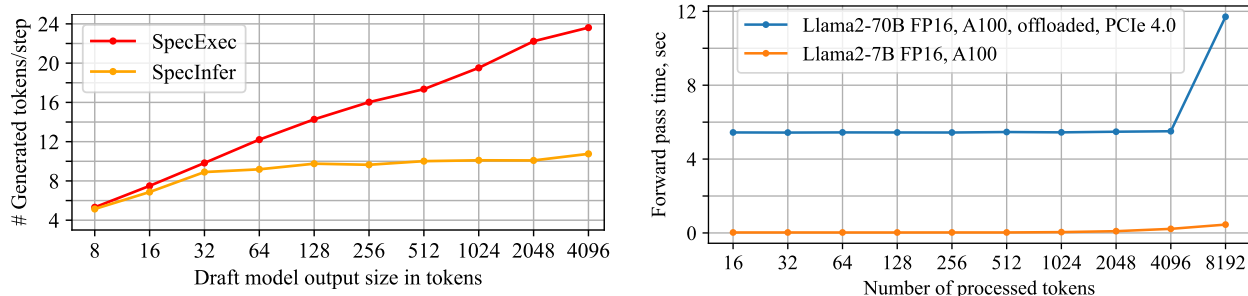


Figure 1: Acceptance counts vs draft size (left), forward pass GPU time vs input size (right). Llama 2-7B draft model, offloaded Llama 2-70B target model, MTBench dataset,  $t=0.6$  and  $\text{top-p}=0.9$ .

scale better with more draft tokens [7] rely on static tree structures that may not be optimal for every setting, as they require dedicated tree optimization for every change in the text domain, generation hyperparameters, and the hardware setup.

In this work, we aim to improve the effectiveness of speculative decoding for running large language models on consumer hardware with RAM offloading. We propose SpecExec, a speculative decoding method that addresses the performance, flexibility and scalability issues of prior methods. SpecExec<sup>3</sup> adopts a powerful draft model to deterministically<sup>4</sup> construct a large draft tree that covers the most likely continuations of the prefix using a parallel search algorithm. We then apply a simple verification algorithm that views this tree as a cache of potential continuations and validates it with the target model in a single pass.

Our main contributions can be summarized as follows:

1. We analyze the empirical behavior of speculative decoding algorithms with large language models and identify ways to improve their acceptance rate when scaling to thousands of draft tokens.
2. We propose SpecExec — a speculative decoding algorithm that improves the structure of generated draft trees for very large token budgets. We demonstrate that this technique can produce draft trees resulting in 10–20 accepted tokens with sufficiently large budgets.
3. Using our observations, we designed a system that can run Llama 2-70B or comparable models interactively at 4-6 tok/s using 4-bit quantization or 2-3 tok/s with 16-bit weights on consumer GPUs with offloading, with 10-18x speedups vs sequential inference on the same hardware.

## 2 Background

### 2.1 Speculative Decoding

In this study, we extend a family of algorithms for speculative decoding of autoregressive LLMs [8, 3, 4]. These algorithms generate tokens in two phases: *drafting* and *verification*.

During the drafting phase, the algorithm generates a candidate sequence of tokens by sampling from a small *draft model*  $P(x_{t+1}|x_{0:t}, \theta_{\text{draft}})$ . In turn, the verification stage leverages the *target model*  $P(x_{t+1}|x_{0:t}, \theta_{\text{main}})$  to verify these draft sequences and accept all tokens that have passed the verification. The probability of accepting a token is chosen in a way that preserves the output distribution of sequential sampling from the original LLM [3, 4, 6]. A key advantage of speculative algorithms is that the main model can verify *all* draft tokens in parallel, which is more efficient than sequentially generating one token at a time.

Subsequent works in speculative decoding extend this idea in several directions, including generating multiple draft sequences or draft trees, using multiple draft models, and finetuning the draft models to improve generation speed [5, 10, 11]. Another line of follow-up studies explores alternative sources for the draft model: namely, [12] uses a subset of main model layers to produce a draft, [13] retrieves draft sequences

<sup>3</sup>We chose this name because our method directly applies speculative execution to LLM inference. The draft model “guesses” which token prefixes the target model will need to continue, and then the target model computes distributions of continuations with a single forward pass on the speculated prefix tree.

<sup>4</sup>In contrast, speculative sampling requires stochastic generation of the draft tree using draft probabilities.

from a search index, and [14] uses multiple stages of speculation. Leveraging these techniques, practitioners built efficient implementations for fast LLM inference [5, 15].

In our analysis, we focus on speculative decoding algorithms that support sampling from the target model and guarantee identical sample probabilities vs standard generation. The rationale for our choice is that most popular LLM applications (such as chat assistants) require stochastic sampling to introduce variability into their responses. This focus rules out several algorithms that only support greedy inference [9, 10]. Still, most works on speculative decoding fit within that criterion.

## 2.2 Parameter Offloading

Offloading has emerged as a crucial technique for leveraging GPUs with insufficient on-chip memory to hold entire models, to perform training or inference with these models. When using offloading, the model parameters are typically stored in CPU RAM, and layers are sequentially loaded onto the GPU when they are needed during a forward or backward pass [16, 17, 18]. This method is most effective when the model is able to process many tokens in parallel (e.g., during training or large-batch inference), where the overhead of transferring layers between CPU and GPU is amortized over many computations [19, 20]. However, it is less effective for small-batch inference, because generating each new token requires transferring the entire model from CPU to GPU, which is heavily bottlenecked by the memory bandwidth (even with PCIe 4.0).

## 2.3 Running LLMs on Consumer Devices

While our observations are not specific to any particular LLM, we focus on a practical case of running modern instruction-tuned models such as Llama-2-70B-chat [21] and Mixtral 8x7B [22]. To better estimate the target hardware setups, we study communities dedicated to running large models locally, such as [23]. A popular<sup>5</sup> hardware configuration for running those models locally is a desktop or a cloud instance with a single consumer-grade GPU<sup>6</sup> with 12–24 GB VRAM, 4–8 CPU cores, 32–64 GB RAM, and a PCIe 3.0 or 4.0 x16 bus between CPU and GPU. Another popular setup is devices without a dedicated GPU, such as MacBooks with an ARM-based CPU, 16 GB RAM, and an SSD. While this survey may not be fully representative, it reveals popular setups that are not targeted by most speculative decoding research.

Running the largest language models in this setup requires either extreme compression or offloading. While it is possible to fit 70B+ LLMs into consumer GPUs by compressing them to 1.5–2 bits per parameter [25, 26], doing so causes such quantization errors that defeat the purpose of running large models [27, 26]. Thus, practitioners with consumer-grade hardware may find it optimal to run 50B+ models with mild (e.g., 4-bit) quantization and offload model parameters from GPU to RAM, or to SSD [18].

## 3 Preliminary analysis

Speculative decoding with offloading benefits from the fact that it is more efficient to process tokens in parallel than sequentially. In conventional inference, this is caused by the higher arithmetic intensity of GPU processing<sup>7</sup>. With offloading, there is a different bottleneck — loading model parameters from RAM (or SSD). Since modern offloading engines can dispatch model parameters in parallel with computation, the total processing time is the maximum of the time to load all parameters and the total computation time. In preliminary experiments (see Figure 1, right), we found that 70B models running on a consumer desktop can process hundreds or thousands of tokens within nearly the same time as just a single token.

This leads us to a question: **how does speculative decoding perform when given hundreds to thousands of draft tokens?** As shown in concurrent work [7], speculative decoding algorithms with single or multiple sequences, like SpecInfer, are effectively upper-bounded in the number of accepted tokens as the speculation budget grows. This is confirmed by our observations (see Figure 1, left), where even the more powerful Llama-2 7B saturates.

In regular GPU inference, using 7B draft models would be impractical, as the drafting steps would take too long. However, in our setting, large draft models can be justified because each offloaded forward pass

<sup>5</sup>Based on desktop setups (from [A](#), [B](#), [C](#), [D](#), etc.), as well as popular hardware guides such as [24]

<sup>6</sup>For example, RTX 4060 or 4090 desktops, T4 or A2 VMs.

<sup>7</sup>Parallel matrix multiplications do more useful computations per memory access for many tokens.

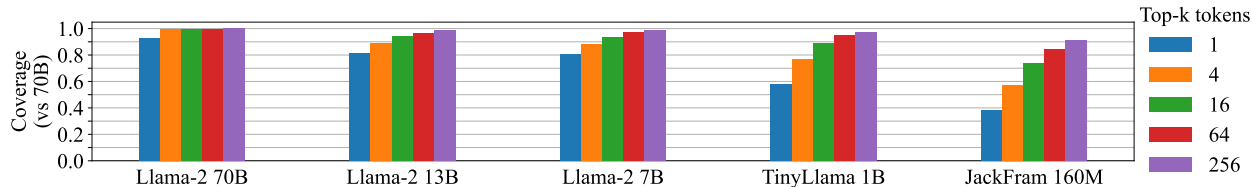


Figure 2: 70B model cum. probability of top likely tokens vs draft model choice, OASST1 dataset.

takes significantly more than a second (see Figure 1, right). This runs contrary to a popular intuition in speculative decoding that favors smaller draft models [5, 10].

We also observe that sampling from modern LLMs often results in a few high-probability tokens that add up nearly to a probability of 1 (see Figure 2). If we can find these tokens using the draft model, we can construct a draft that will be accepted with a similarly high probability. In preliminary experiments for 70B models, we found that running beam search with a capable draft model (e.g., LLaMA-2 7B) can recover many of these high-probability tokens. Unfortunately, this kind of deterministic search is incompatible with speculative decoding for stochastic sampling, which called for alternative validation method.

## 4 Method

### 4.1 Speculative Execution

As we observed in Section 3, high-probability continuations of large models are concentrated in a few tokens, and offloading benefits from running target model on hundreds or thousands of tokens. To use these observations, we formulate an alternative, simpler speculative decoding strategy. Unlike speculative decoding, SpecExec (short for "Speculative Execution") does not propose a new sampling procedure: it runs normal (sequential) sampling while trying to “guess” which probabilities will be needed during future steps and precomputing these samples *in parallel*. This is similar to speculative execution [31] in modern CPUs that predict which operations should be computed ahead of time to better utilize the compute cycles.

More specifically, whenever SpecExec uses target model probabilities, it looks them up in a speculative “cache”. If it encounters a token that is not in the cache, it queries the target model for that token and simultaneously computes probabilities for  $B$  potential **future** tokens chosen with the draft model. If the draft model can guess the likely next tokens accurately enough, the algorithm will be able to run multiple sampling iterations using these cached probabilities **without querying the target model** until it “exhausts the cache” and begins anew. A formal description of SpecExec is given in Algorithm 1.

To choose which future tokens should be precomputed, we run a search algorithm with the draft model to find  $B$  most likely tokens according to their cumulative probability  $\prod_t P(x_{t+1}|x_{0:t}, \theta_{\text{draft}})$ . The details of the search algorithm are given in Section 4.2; unlike drafting with regular speculative decoding, this procedure is deterministic and always selects tokens with the highest probability.

**Comparison to speculative decoding.** The core advantage of SpecExec over regular speculative decoding is that the algorithm does not need the draft tree to follow a known probability distribution. In other words, SpecExec produces correct samples with any draft tree, even if it is deterministic. We use this property to construct the best possible speculative tree in ways that would break the assumptions of standard speculative decoding. For instance, our tree construction procedure, outlined in Section 4.2, considers only the most likely draft tokens and aims to capture a larger portion of the total probability mass.

However, this advantage comes at the cost of lower acceptance rates for any individual token. Algorithm 1 accepts a token  $x_t$  with probability  $P(x_{t+1}|x_{0:t}, \theta_{\text{target}})$ , because accepting a token with SpecExec is equivalent to sampling that token from the target model distribution. Meanwhile, the original speculative decoding (for example, 5) accepts tokens with a higher probability  $P(x_{t+1}|x_{0:t}, \theta_{\text{target}})/P(x_{t+1}|x_{0:t}, \theta_{\text{draft}})$ .

For a small number of draft tokens (for instance, just one token), SpecExec is less effective than traditional speculative decoding. However, as we increase the number of draft tokens, speculative execution generates better-structured trees, which in practice leads to accepting more tokens for the same draft size: we verify this in Section 5.2.

**Correctness.** Next, we need to verify that SpecExec is equivalent to sequential sampling from the target model. Notably, unlike [3], SpecExec does not change the probabilistic sampling procedure. The difference

---

**Algorithm 1** SPECULATIVE EXECUTION

---

```
1: Input: prompt  $x$ , models  $\theta_{\text{target}}, \theta_{\text{draft}}$ , output length  $L$ , budget  $K$ , max depth  $D$ , batch size  $B$ 
2: Output: a sequence of  $L$  tokens generated by  $\theta_{\text{target}}$ 
3: cache := PRECOMPUTE( $x, \theta_{\text{draft}}, \theta_{\text{target}}, K, D, B$ )  $\triangleright$  target model probabilities for
   likely future tokens
4: for  $t = 1, 2, \dots, L$  do
5:   if  $x \notin \text{cache}$  then
6:     cache := PRECOMPUTE( $x, \theta_{\text{draft}}, \theta_{\text{target}}, K, D, B$ )
7:      $p_{\text{target}} := \text{cache}[x]$   $\triangleright p_{\text{target}}$  is equal to  $P(\cdot | x_1, \dots, x_t, \theta_{\text{target}})$ 
8:      $x_{\text{next}} \sim \text{SAMPLE}(p_{\text{target}})$ 
9:      $x := x \oplus \{x_{\text{next}}\}$   $\triangleright$  append token
10: return  $x$ 
11:
12: function PRECOMPUTE( $x, \theta_{\text{target}}, \theta_{\text{draft}}, K, D, B$ )
13:    $\tau := \text{CREATEDRAFTTREE}(x, \theta_{\text{draft}}, K, D, B)$   $\triangleright \tau$  is a tree with  $K$  tokens up to depth  $D$ 
14:   next_probs := FORWARD( $\tau, \theta_{\text{target}}$ )  $\triangleright$  process  $\tau$  tokens in parallel with offloading;
   note: next_probs is a matrix  $\in \mathbb{R}^{K \times \text{vocab}}$ 
15:   cache := {}
16:   for  $x_i \in \tau$  do
17:      $x_{\text{prefix}} := \pi(x_i, \tau)$   $\triangleright$  prefix in tree  $\tau$ 
18:     cache $[x_{\text{prefix}} \oplus \{x_i\}] = \text{next\_probs}[x_i]$   $\triangleright$  vector of probs for possible next tokens
19:   return cache
```

---

between SpecExec and sequential decoding is that SpecExec computes some probabilities ahead of time, thus improving the GPU utilization in the case of offloading.

From a formal perspective, we rely on the fact that a speculative generation algorithm is equivalent to sequential sampling if it is locally equivalent in every node [5]; in other words, it samples from the same probabilities for every prefix in the draft tree. Since SpecExec explicitly samples from the same probabilities as the main model, this is true by definition.

The fact that SpecExec follows the same sampling procedure has another side effect. If we view SpecExec as a deterministic function that depends on a pseudo-random number generator as input, we can prove a stronger degree of equivalence. Namely, for every input random seed, SpecExec produces exactly the same outputs as sequential sampling with the same seed. In contrast, speculative decoding does not have this property: it only guarantees correct overall sampling probabilities.

## 4.2 Search for the Optimal Draft Tree

As we discussed above, our algorithm uses the draft model to build a tree  $\tau$  of likely future tokens for speculative caching. In this section, we describe how to find these tokens efficiently. From an optimization perspective, we seek to construct a tree that will lead to the highest expected number of generated (accepted) tokens. This problem can be solved by viewing the tree construction as the search for the set of nodes (i.e., tokens) that have the highest cumulative probability with respect to the target model. As we show in Appendix A, this search can be reduced to the single-source shortest path (SSSP) search problem that can be solved efficiently using a modified version of the Dijkstra’s algorithm [32], described formally in Algorithm 2.

In summary, SpecExec follows a loop:

1. Run Algorithm 2 with the draft model to select  $K$  best tokens,
2. Process them with the target model using offloading,
3. Follow Algorithm 1 to determine which tokens are accepted.

While Algorithm 2 is a rather special case of SSSP over a combinatorially large tree (the tree of all token sequences up to length  $K$ ), the general SSSP problem is well studied in the computer science community (see Appendix B). Therefore, practitioners will be able to leverage existing algorithms to implement Speculative Execution for a broad range of setups, including GPUs, mobile CPUs, or distributed systems.

---

**Algorithm 2** PARALLEL SSSP FOR DRAFTING

---

```
1: Input: prefix  $x$ ,  $\theta_{\text{draft}}$ , budget  $K$ , depth  $D$ , batch  $B$ 
2: Output: a tree of  $K$  likely future tokens
3:
4: function CREATEDRAFTTREE( $x$ ,  $\theta_{\text{draft}}$ ,  $K$ ,  $D$ ,  $B$ )
5:    $\tau := \text{TREE}(\{x\})$  ▷ an empty tree with root at  $x$ 
6:    $T := \infty$  ▷ stopping threshold
7:    $H := \text{PRIORITYQUEUE}(\{x : 0\})$  ▷  $x$  has priority 0; H orders by negative cum. log-prob.
8:   for  $d = 1, 2, \dots, D$  do
9:     batch :=  $\emptyset$ 
10:    for  $b = 1, 2, \dots, B$  do
11:       $H, x_b, nll_b := \text{EXTRACTMIN}(H)$ 
12:      if  $nll_b < T$  then
13:         $\tau := \text{ADDCHILD}(\tau, x_b, nll_b)$ 
14:        batch := batch  $\cup \{x_b\}$ 
15:      if batch =  $\emptyset$  then
16:        break
17:      if  $\text{SIZE}(\tau) \geq K$  then
18:         $T := -\text{KTHCUMULATIVELOGPROB}(\tau, K)$  ▷ ignore tokens that fall outside the budget
19:        probs :=  $\text{FORWARD}(\text{batch}, \theta_{\text{draft}})$  ▷ run  $\theta_{\text{draft}}$  w/o offloading, attend to past
tokens; note: probs is a matrix  $\in \mathbb{R}^{B \times \text{vocab}}$ 
20:        topk :=  $\text{SELECTBEST}(\text{batch}, \text{probs}, \tau, K)$  ▷ select best tokens by cumulative prob.
21:        for  $(x_i, p_i) \in \text{topk}$  do
22:           $\log p_{\text{prefix}} := \text{CUMULATIVELOGPROB}(x_i, \tau)$  ▷  $\sum_{x_t \in \pi(x_i, \tau)} \log P(x_t | \pi(x_t, \tau, \theta_{\text{draft}}))$ 
23:           $nll := -\log p_{\text{prefix}} - \log p_i$ 
24:           $H := \text{INSERT}(H, x_i, nll)$ 
25:           $H := \text{TRIM}(H, K)$  ▷ remove all except K best
26:    return  $\text{TRIM}(\tau, K)$ 
```

---

### 4.3 Implementation details

Finally, there are several important technical improvements that speed up the real-world inference speed. When running the forward pass with an offloaded target model, we accelerate inference by loading the next layer parameters in parallel with computing the previous layer activations using a dedicated CUDA stream, which is known to speed up offloading in other use cases [16, 17, 19]. We also preload the first few layers of the target model on the GPU in the background while drafting for a further speedup. We describe additional implementation details in Appendix C.

In our experiments, we also consider quantizing target models using recent post-training quantization algorithms [28, 30, 29]. While quantization is generally popular among LLM practitioners, it is particularly useful for our use case, as quantized models take less time to load from RAM to GPU and have RAM offloading requirements attainable by consumer computers.

## 5 Experiments

### 5.1 Probability Coverage

The core assumption behind Algorithm 1 is that a reasonably large draft can “cover” most of the high probability sequences of the target model. This is only possible if the target model predictions have low entropy (i.e., there is a small number of tokens with high probability) and the draft model can guess these tokens most of the time.

To test these assumptions in isolation, we measure the total probability mass “covered” by  $k$  most likely tokens, as well as the probability of top- $k$  tokens guessed by draft models of varying size. If a certain draft model achieves a coverage probability  $p$  for  $k$  tokens, this entails taking the  $k$  most likely tokens

predicted by the draft model and measuring their probabilities with the *main* model (Llama-2-Chat 70B) would result in average cumulative probability equal  $p$ . We evaluated multiple draft models of various size: JackFram-160M [5], TinyLlama-1.1B-Chat v1.0 [33], Llama-2-Chat 7B and 13B [21]. We report these coverage probabilities on a sample of 512 OpenAssistant conversations [34]. For each conversation, we generate 64 additional tokens by sampling from the target 70B model probabilities. We sample these tokens using raw probabilities (without temperature or top-p sampling) and use the same tokens for every draft model.

The resulting coverage is reported in Figure 2. This leads to several important observations. First, the target model (Llama-2-Chat 70B) tends to have sharp probability distributions, where the top 1–4 tokens cover 90–98% of the entire probability mass. This agrees with existing observations that language models (especially the larger ones) are overconfident [35, 36].

Next, we compare how effective the draft models are at predicting these high-probability tokens. While all models eventually get over 90% coverage rate, Llama-2-Chat 7B makes much more accurate predictions with the first 1–4 tokens. This is important for our use case because, while the full draft tree contains thousands of tokens, individual tokens within that tree have much fewer children. Curiously, the 13B draft model demonstrates roughly the same accuracy as 7B despite its larger size.

Though we evaluate coverage for “raw” probabilities from the 70B model, many practical inference scenarios use temperature or nucleus sampling. In fact, the official default sampling method for Llama-2 70B uses both a temperature of 0.6 and top-0.9 nucleus sampling [37]. Generating in this way makes the model even more confident, which further improves the efficiency of parallel decoding.

## 5.2 Draft Acceptance Rates

Next, we study how speculative execution compares to existing speculative decoding variants for different token budgets. Since all algorithms guarantee that the tokens are sampled from  $P(x_{t+1}|x_{0:t}, \theta_{main})$ , we compare them in ability to generate longest sequences of accepted given the same budget of draft tokens.

Since we are interested in very large budgets, we choose baseline algorithms that better fit this task. The original speculative decoding algorithm [3] generates a single sequence, which is truncated as soon as the algorithm rejects a single token. In other words, using a single long draft sequence results in most of the draft budget being wasted. Therefore we choose as baseline the SpecInfer algorithm that shares the large token budget across multiple stems in a tree.

Similarly to the previous section, we use the 70B Llama-2 and Llama-2-Chat as target models. The draft model choice was driven by both speed and acceptance rate factors: we found that using 7B draft models results in significantly more accepted tokens, and longer forward pass time is still affordable in the offloading setting. We report the effects of these draft models in more detail in Appendix D.

In each setup, we compared SpecExec and SpecInfer, using the 7B draft model, chosen based on Section 5.1. Figure 3 reports the average number of accepted tokens both for the default sampling configuration (temperature 0.6, top-p 0.9) and for greedy sampling for Llama2-70b-chat model using MTBench dataset. Similar tests were run for non-chat models on the C4 dataset, see Figure 4.

For smaller draft budgets, SpecExec performs on par with SpecInfer, but eventually outpaces it as we increase the number of draft tokens. We attribute this not to the general verification algorithm, but to the fact that SpecExec constructs its draft out of most likely tokens, while SpecInfer must sample draft tokens to guarantee correctness. We also observe that speculative execution achieves a higher margin of improvement

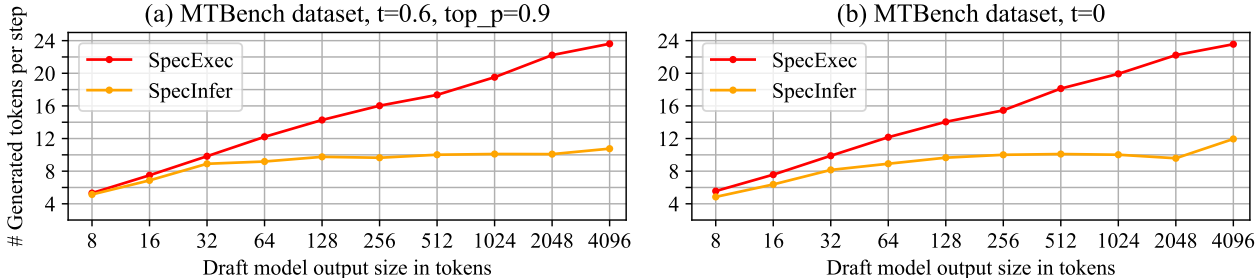


Figure 3: Generation rate vs draft size for Llama 2-7B/70B chat models, MTBench [38] dataset.

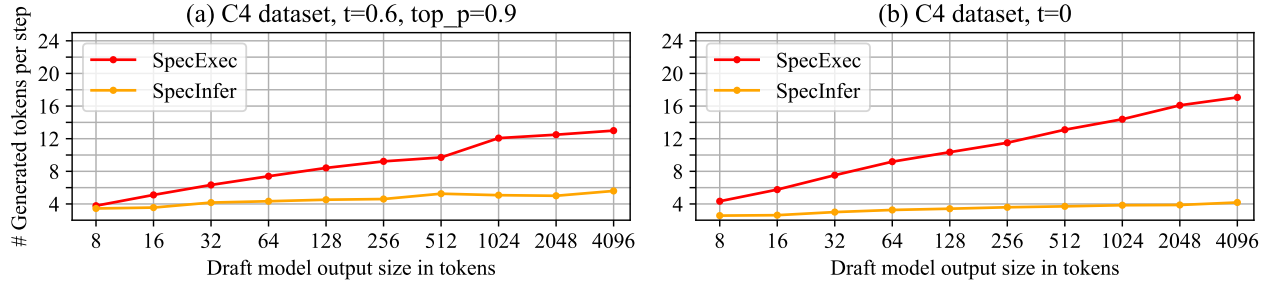


Figure 4: Generation rate vs draft size for Llama 2-7B/70B models, C4 dataset.

on MTBench samples than on C4. It also accepts more tokens with lower temperature. We attribute this to sharper token probability distributions, and thus, higher coverage rates for the same number of draft tokens.

### 5.3 Inference Speed

Finally, we evaluate the practical inference speed of SpecExec by running it with offloading in different hardware configurations. We run these evaluations for Llama 2 70B [21] models, both in regular and chat (instruction-tuned) versions. For prompts, we used subsamples of size 100 from OpenAssistant conversations [34], WikiText-2 [39], MTBench [38] and C4 [40], measuring the speed of generating 32+ tokens per prompt. For Llama 2, we tested two setups: running the main model in 16 bits or quantizing it to 4 bits using GPTQ [28]. We also tested Mixtral 8x7B [22] and Llama-3 [1] target models in fewer setups.

We measure the inference speed on multiple GPU types: A100 (high-end data-center), RTX 4090 (current generation high-end consumer), RTX 3090 (previous generation consumer), and RTX 2080Ti (older consumer GPU). The first three GPUs are connected to the host via PCIe Gen 4 x16, while 3090 and 2080Ti were tested with PCIe Gen 3 x16. Note that for A100, we report the forward pass time with offloading, even though the GPU can fit a quantized model in its memory. We run all experiments with a batch size of 1 to match the setup of running LLMs on a local machine.

The average inference speed (measured in tokens per second) is reported in Tables 1 and 2. While the exact inference speed differs from setup to setup, Speculative Execution consistently speeds up generation with offloading by several times. These results compare favorably with recently published speculative decoding methods using fixed trees like Sequoia [41], which attains 2.2 tokens per second in the Llama 3 8B/70B setup, compared to 2.8 tokens per second in case of SpecExec.

In Table 3, we report similar experiments for a range of real-world consumer GPUs. Note that while the fastest inference time is on RTX 4090, slower consumer GPUs (e.g. RTX 2080Ti) still generate tokens quickly enough for interactive use. To fit into consumer setup we replaced a 16-bit Llama-2 70B model with 4-bit

Table 1: Inference speed with RAM offloading, A100 GPU, Chat / Instruct models, using SpecExec(SX) and SpecInfer(SI) methods

Draft / Target models	Dataset	t	Method	Budget	Gen. rate	Speed, tok/s	Speedup
Llama2-7b / 70b	OAsst	0.6	SX	2048	20.60	<b>3.12</b>	<b>18.7x</b>
		0.6	SI	1024	8.41	1.34	8.0x
		0	SX	1024	18.8	<b>2.74</b>	<b>16.4x</b>
		0	SI	1024	7.86	1.18	7.1x
Llama2-7b / 70b GPTQ	OAsst	0.6	SX	128	12.10	6.02	8.9x
		0	SX	256	13.43	6.17	9.1x
Mistral-7b / Mixtral-8x7b-GPTQ	OAsst	0.6	SX	256	12.38	3.58	3.5x
Llama3-8b / 70b	OAsst	0.6	SX	1024	18.88	2.62	15.6x
Llama3-8b / 70b	MTBench	0.6	SX	1024	18.16	2.79	16.6x
		0	SX	2048	21.58	2.94	17.5x



GPTQ compressed variant of Llama2-70B as target. To lower the VRAM requirements for 2080 Ti we used Sheared-LLaMA-1.3B [42] as a draft model, making the whole experiment consume just over 7Gb of VRAM.

Table 2: Inference speed with RAM offloading. A100 GPU, base models, using SpecExec(SX) and SpecInfer(SI)

Draft / Target models	Dataset	t	Method	Budget	Gen. rate	Speed, tok/s	Speedup
Llama2-7b / 70b	C4	0.6	SX	2048	12.9	<b>1.97</b>	<b>11.8x</b>
		0.6	SI	1024	6.48	1.03	6.2x
		0	SX	2048	16.1	<b>2.38</b>	<b>14.3x</b>
		0	SI	1024	4.78	0.75	4.5x
Llama2-7b / 70b	WikiText-2	0.6	SX	2048	9.57	<b>1.54</b>	<b>9.2x</b>
		0.6	SI	1024	4.69	0.77	4.6x
		0	SX	2048	11.74	<b>1.88</b>	<b>11.3x</b>
		0	SI	1024	3.71	0.62	3.6x
Llama2-7b / 70b GPTQ	WikiText-2	0.6	SX	256	6.99	3.72	5.5x
		0	SX	256	8.81	4.54	6.7x
Mistral-7b / Mixtral-8x7b-GPTQ	WikiText-2	0.6	SX	128	6.56	3.23	3.2x

Table 3: SpecExec inference on consumer GPUs with offloading, chat/instruct models, Llama-2-70B-GPTQ target model,  $t = 0.6$ , OpenAssistant dataset.

GPU	Draft model	Budget	Gen. rate	Speed, tok/s	Speedup
RTX 4090	Llama2-7b GPTQ	256	13.46	5.66	8.3x
RTX 4060		128	9.70	3.28	4.6x
RTX 3090		256	14.3	3.68	10.6x
RTX 2080Ti	ShearedLlama-1.3B	128	7.34	1.86	6.1x

While this was not the primary focus area of our study, the SpecExec method can also deliver competitive speedups in inference without offloading. See Appendix F for sample results.

## 6 Conclusion and Future Work

In this work, we propose a method for fast inference of large models on consumer GPUs that unites the efficiency of offloading and speculative decoding in the large-token setup. The resulting method, SpecExec, shows competitive performance in real-world experimental setups, demonstrating the possibility of running large models locally at the speed of interactive inference.

Although we developed an offloading system to utilize SpecExec in practical settings, the goal of our study was not to create the fastest possible implementation of local LLM inference. Achieving that goal relies on combining our approach with orthogonal performance improvements proposed in prior work, which is beyond the scope of this paper. Importantly, given the recent trends in hardware accelerators for deep learning, inference of large models may become increasingly more constrained by the memory bandwidth even for the fastest devices. Therefore, optimizing generation time with bandwidth constraints in mind is likely to grow more important in the future, and our work demonstrates a novel approach to that problem.

## References

- [1] Meta AI. Introducing meta llama 3: The most capable openly available llm to date. <https://ai.meta.com/blog/meta-llama-3/>, 2024.
- [2] Albert Q. Jiang, Alexandre Sablayrolles, Arthur Mensch, Chris Bamford, Devendra Singh Chaplot, Diego de las Casas, Florian Bressand, Gianna Lengyel, Guillaume Lample, Lucile Saulnier, L elio Renard Lavaud, Marie-Anne Lachaux, Pierre Stock, Teven Le Scao, Thibaut Lavril, Thomas Wang, Timoth ee Lacroix, and William El Sayed. Mistral 7b, 2023.
- [3] Yaniv Leviathan, Matan Kalman, and Yossi Matias. Fast inference from transformers via speculative decoding, 2023.
- [4] Charlie Chen, Sebastian Borgeaud, Geoffrey Irving, Jean-Baptiste Lespiau, Laurent Sifre, and John Jumper. Accelerating large language model decoding with speculative sampling. *arXiv preprint arXiv:2302.01318*, 2023.
- [5] Xupeng Miao, Gabriele Oliaro, Zhihao Zhang, Xinhao Cheng, Zeyu Wang, Rae Ying Yee Wong, Zhuoming Chen, Daiyaan Arfeen, Reyna Abhyankar, and Zhihao Jia. Specinfer: Accelerating generative llm serving with speculative inference and token tree verification. *arXiv preprint arXiv:2305.09781*, 2023.
- [6] Ziteng Sun, Ananda Theertha Suresh, Jae Hun Ro, Ahmad Beirami, Himanshu Jain, and Felix Yu. Spectr: Fast speculative decoding via optimal transport. *arXiv preprint arXiv:2310.15141*, 2023.
- [7] Zhuoming Chen, Avner May, Ruslan Svirschevski, Yuhun Huang, Max Ryabinin, Zhihao Jia, and Beidi Chen. Sequoia: Scalable, robust, and hardware-aware speculative decoding, 2024.
- [8] Mitchell Stern, Noam Shazeer, and Jakob Uszkoreit. Blockwise parallel decoding for deep autoregressive models. *Advances in Neural Information Processing Systems*, 31, 2018.
- [9] Yichao Fu, Peter Bailis, Ion Stoica, and Hao Zhang. Break the sequential dependency of llm inference using lookahead decoding. Accessed: 2023-11-29, 2023.
- [10] Xiaoxuan Liu, Lanxiang Hu, Peter Bailis, Ion Stoica, Zhijie Deng, Alvin Cheung, and Hao Zhang. Online speculative decoding. *arXiv preprint arXiv:2310.07177*, 2023.
- [11] Daliang Xu, Wangsong Yin, Xin Jin, Ying Zhang, Shiyun Wei, Mengwei Xu, and Xuanzhe Liu. Llmcad: Fast and scalable on-device large language model inference. *arXiv preprint arXiv:2309.04255*, 2023.
- [12] Jun Zhang, Jue Wang, Huan Li, Lidan Shou, Ke Chen, Gang Chen, and Sharad Mehrotra. Draft & verify: Lossless large language model acceleration via self-speculative decoding. *arXiv preprint arXiv:2309.08168*, 2023.
- [13] Zhenyu He, Zexuan Zhong, Tianle Cai, Jason D Lee, and Di He. Rest: Retrieval-based speculative decoding. *arXiv preprint arXiv:2311.08252*, 2023.
- [14] Benjamin Spector and Chris Re. Accelerating llm inference with staged speculative decoding. *arXiv preprint arXiv:2308.04623*, 2023.
- [15] Tianle Cai, Yuhong Li, Zhengyang Geng, Hongwu Peng, and Tri Dao. Medusa: Simple framework for accelerating llm generation with multiple decoding heads. Accessed: 2023-09-08, 2023.
- [16] Bharadwaj Pudipeddi, Maral Mesmakhosroshahi, Jinwen Xi, and Sujeeth Bharadwaj. Training large neural networks with constant memory using a new execution algorithm. *CoRR*, abs/2002.05645, 2020.
- [17] Jie Ren, Samyam Rajbhandari, Reza Yazdani Aminabadi, Olatunji Ruwase, Shuangyan Yang, Minjia Zhang, Dong Li, and Yuxiong He. Zero-offload: Democratizing billion-scale model training. *CoRR*, abs/2101.06840, 2021.

- [18] Keivan Alizadeh, Iman Mirzadeh, Dmitry Belenko, Karen Khatamifard, Minsik Cho, Carlo C Del Mundo, Mohammad Rastegari, and Mehrdad Farajtabar. Llm in a flash: Efficient large language model inference with limited memory. *arXiv preprint arXiv:2312.11514*, 2023.
- [19] Reza Yazdani Aminabadi, Samyam Rajbhandari, Ammar Ahmad Awan, Cheng Li, Du Li, Elton Zheng, Olatunji Ruwase, Shaden Smith, Minjia Zhang, Jeff Rasley, and Yuxiong He. Deepspeed-inference: Enabling efficient inference of transformer models at unprecedented scale. In *Proceedings of the International Conference on High Performance Computing, Networking, Storage and Analysis, SC '22*. IEEE Press, 2022.
- [20] Ying Sheng, Lianmin Zheng, Binhang Yuan, Zhuohan Li, Max Ryabinin, Beidi Chen, Percy Liang, Christopher Ré, Ion Stoica, and Ce Zhang. Flexgen: High-throughput generative inference of large language models with a single gpu. In *International Conference on Machine Learning*, pages 31094–31116. PMLR, 2023.
- [21] Hugo Touvron, Thibaut Lavril, Gautier Izacard, Xavier Martinet, Marie-Anne Lachaux, Timothée Lacroix, Baptiste Rozière, Naman Goyal, Eric Hambro, Faisal Azhar, et al. Llama: Open and efficient foundation language models. *arXiv preprint arXiv:2302.13971*, 2023.
- [22] Albert Q Jiang, Alexandre Sablayrolles, Antoine Roux, Arthur Mensch, Blanche Savary, Chris Bamford, Devendra Singh Chaplot, Diego de las Casas, Emma Bou Hanna, Florian Bressand, et al. Mixtral of experts. *arXiv preprint arXiv:2401.04088*, 2024.
- [23] LocalLlama. Locallama, 2023. Accessed: 2023-12-28.
- [24] Tim Dettmers. Which gpu(s) to get for deep learning: My experience and advice for using gpus in deep learning, 2023. Accessed: 2024-02-29.
- [25] Jerry Chee, Yaohui Cai, Volodymyr Kuleshov, and Christopher De Sa. Quip: 2-bit quantization of large language models with guarantees, 2023.
- [26] Albert Tseng, Jerry Chee, Qingyao Sun, Volodymyr Kuleshov, and Christopher De Sa. Quip#: Quip with lattice codebooks, 2023. Accessed: 2024-01-22.
- [27] Tim Dettmers and Luke Zettlemoyer. The case for 4-bit precision: k-bit inference scaling laws. *arXiv preprint arXiv:2212.09720*, 2022.
- [28] Elias Frantar, Saleh Ashkboos, Torsten Hoefer, and Dan Alistarh. Gptq: Accurate post-training quantization for generative pre-trained transformers. *arXiv preprint arXiv:2210.17323*, 2022.
- [29] Tim Dettmers, Ruslan Svirschevski, Vage Egiazarian, Denis Kuznedelev, Elias Frantar, Saleh Ashkboos, Alexander Borzunov, Torsten Hoefer, and Dan Alistarh. Spqr: A sparse-quantized representation for near-lossless llm weight compression. *arXiv preprint arXiv:2306.03078*, 2023.
- [30] Ji Lin, Jiaming Tang, Haotian Tang, Shang Yang, Xingyu Dang, and Song Han. Awq: Activation-aware weight quantization for llm compression and acceleration. *arXiv preprint arXiv:2306.00978*, 2023.
- [31] Butler Lampson. Lazy and speculative execution in computer systems. In Mariam Momenzadeh Alexander A. Shvartsman, editor, *Principles of Distributed Systems*, pages 1–2, Berlin, Heidelberg, 2006. Springer Berlin Heidelberg.
- [32] Edsger W. Dijkstra. A note on two problems in connexion with graphs. *Numerische Mathematik*, 1:269–271, 1959.
- [33] Peiyuan Zhang, Guangtao Zeng, Tianduo Wang, and Wei Lu. Tinyllama: An open-source small language model, 2024.
- [34] Andreas Köpf, Yannic Kilcher, Dimitri von Rütte, Sotiris Anagnostidis, Zhi-Rui Tam, Keith Stevens, Abdullah Barhoum, Nguyen Minh Duc, Oliver Stanley, Richárd Nagyfi, Shahul ES, Sameer Suri, David Glushkov, Arnav Dantuluri, Andrew Maguire, Christoph Schuhmann, Huu Nguyen, and Alexander Mattick. Openassistant conversations – democratizing large language model alignment, 2023.

- [35] Mengqi Miao, Fandong Meng, Yijin Liu, Xiao-Hua Zhou, and Jie Zhou. Prevent the language model from being overconfident in neural machine translation. *arXiv preprint arXiv:2105.11098*, 2021.
- [36] Yangyi Chen, Lifan Yuan, Ganqu Cui, Zhiyuan Liu, and Heng Ji. A close look into the calibration of pre-trained language models. In Anna Rogers, Jordan Boyd-Graber, and Naoaki Okazaki, editors, *Proceedings of the 61st Annual Meeting of the Association for Computational Linguistics (Volume 1: Long Papers)*, pages 1343–1367, Toronto, Canada, July 2023. Association for Computational Linguistics.
- [37] Hugging Face. Meta llama 2-70b chat generation config at [hf.co/meta-llama/Llama-2-70b-chat-hf/blob/e1ce257/generation\\_config.json](https://hf.co/meta-llama/Llama-2-70b-chat-hf/blob/e1ce257/generation_config.json), 2024.
- [38] Lianmin Zheng, Wei-Lin Chiang, Ying Sheng, Siyuan Zhuang, Zhanghao Wu, Yonghao Zhuang, Zi Lin, Zhuohan Li, Dacheng Li, Eric. P Xing, Hao Zhang, Joseph E. Gonzalez, and Ion Stoica. Judging llm-as-a-judge with mt-bench and chatbot arena, 2023.
- [39] Stephen Merity, Caiming Xiong, James Bradbury, and Richard Socher. Pointer sentinel mixture models. *arXiv preprint arXiv:1609.07843*, 2016.
- [40] Colin Raffel, Noam Shazeer, Adam Roberts, Katherine Lee, Sharan Narang, Michael Matena, Yanqi Zhou, Wei Li, and Peter Liu. Exploring the limits of transfer learning with a unified text-to-text transformer. *Journal of Machine Learning Research*, 21(140):1–67, 2020.
- [41] Zhuoming Chen, Avner May, Ruslan Svirschevski, Yuhsun Huang, Max Ryabinin, Zhihao Jia, and Beidi Chen. Sequoia: Sequoia: Serving exact llama2-70b on an rtx4090 with half-second per token latency, 2024. Accessed: 2024-05-21.
- [42] Mengzhou Xia, Tianyu Gao, Zhiyuan Zeng, and Danqi Chen. Sheared llama: Accelerating language model pre-training via structured pruning, 2024.
- [43] Alex Graves. Sequence transduction with recurrent neural networks. *arXiv preprint arXiv:1211.3711*, 2012.
- [44] Nicolas Boulanger-Lewandowski, Yoshua Bengio, and Pascal Vincent. Audio chord recognition with recurrent neural networks. In *ISMIR*, pages 335–340. Curitiba, 2013.
- [45] Ilya Sutskever, Oriol Vinyals, and Quoc V Le. Sequence to sequence learning with neural networks. *Advances in neural information processing systems*, 27, 2014.
- [46] Donald Nguyen, Andrew Lenharth, and Keshav Pingali. A lightweight infrastructure for graph analytics. In *Proceedings of the twenty-fourth ACM symposium on operating systems principles*, pages 456–471, 2013.
- [47] Yunming Zhang, Ajay Brahmakshatriya, Xinyi Chen, Laxman Dhulipala, Shoaib Kamil, Saman Amarasinghe, and Julian Shun. Optimizing ordered graph algorithms with graphit. In *Proceedings of the 18th ACM/IEEE International Symposium on Code Generation and Optimization*, pages 158–170, 2020.
- [48] Yan Gu, Julian Shun, Yihan Sun, and Guy E Blelloch. A top-down parallel semisort. In *Proceedings of the 27th ACM symposium on Parallelism in Algorithms and Architectures*, pages 24–34, 2015.
- [49] Laxman Dhulipala, Guy Blelloch, and Julian Shun. Julienne: A framework for parallel graph algorithms using work-efficient bucketing. In *Proceedings of the 29th ACM Symposium on Parallelism in Algorithms and Architectures*, pages 293–304, 2017.
- [50] Scott Beamer, Krste Asanović, and David Patterson. The gap benchmark suite. *arXiv preprint arXiv:1508.03619*, 2015.
- [51] Pawan Harish and Petter J Narayanan. Accelerating large graph algorithms on the gpu using cuda. In *International conference on high-performance computing*, pages 197–208. Springer, 2007.

- [52] Andrew Davidson, Sean Baxter, Michael Garland, and John D. Owens. Work-efficient parallel gpu methods for single-source shortest paths. In *2014 IEEE 28th International Parallel and Distributed Processing Symposium*, pages 349–359, 2014.
- [53] Yangzihao Wang, Andrew Davidson, Yuechao Pan, Yuduo Wu, Andy Riffel, and John D Owens. Gunrock: A high-performance graph processing library on the gpu. In *Proceedings of the 21st ACM SIGPLAN symposium on principles and practice of parallel programming*, pages 1–12, 2016.
- [54] John Iacono, Ben Karsin, and Nodari Sitchinava. A parallel priority queue with fast updates for GPU architectures. *CoRR*, abs/1908.09378, 2019.
- [55] Grzegorz Malewicz, Matthew H Austern, Aart JC Bik, James C Dehnert, Ilan Horn, Naty Leiser, and Grzegorz Czajkowski. Pregel: a system for large-scale graph processing. In *Proceedings of the 2010 ACM SIGMOD International Conference on Management of data*, pages 135–146, 2010.
- [56] Xiaowei Zhu, Wenguang Chen, Weimin Zheng, and Xiaosong Ma. Gemini: A {Computation-Centric} distributed graph processing system. In *12th USENIX Symposium on Operating Systems Design and Implementation (OSDI 16)*, pages 301–316, 2016.
- [57] Maciej Besta, Michał Podstawski, Linus Groner, Edgar Solomonik, and Torsten Hoefler. To push or to pull: On reducing communication and synchronization in graph computations. In *Proceedings of the 26th International Symposium on High-Performance Parallel and Distributed Computing*, pages 93–104, 2017.
- [58] Jeffery Ullman and Mihalis Yannakakis. High-probability parallel transitive closure algorithms. In *Proceedings of the second annual ACM symposium on Parallel algorithms and architectures*, pages 200–209, 1990.
- [59] Philip N Klein and Sairam Subramanian. A randomized parallel algorithm for single-source shortest paths. *Journal of Algorithms*, 25(2):205–220, 1997.
- [60] Edith Cohen. Using selective path-doubling for parallel shortest-path computations. In *[1993] The 2nd Israel Symposium on Theory and Computing Systems*, pages 78–87. IEEE, 1993.
- [61] Hanmao Shi and Thomas H Spencer. Time–work tradeoffs of the single-source shortest paths problem. *Journal of algorithms*, 30(1):19–32, 1999.
- [62] Edith Cohen. Polylog-time and near-linear work approximation scheme for undirected shortest paths. *Journal of the ACM (JACM)*, 47(1):132–166, 2000.
- [63] Thomas H Spencer. Time-work tradeoffs for parallel algorithms. *Journal of the ACM (JACM)*, 44(5):742–778, 1997.
- [64] Ulrich Meyer. Heaps are better than buckets: parallel shortest paths on unbalanced graphs. In *European Conference on Parallel Processing*, pages 343–351. Springer, 2001.
- [65] Guy E Blelloch, Yan Gu, Yihan Sun, and Kanat Tangwongsan. Parallel shortest paths using radius stepping. In *Proceedings of the 28th ACM Symposium on Parallelism in Algorithms and Architectures*, pages 443–454, 2016.

# A Equivalence of Optimal Tree Search to Shortest Path Search

We can formulate this problem as follows:

$$\arg \max_{\tau \in \mathcal{T}^K} \sum_{x_i \in \tau} P_{\text{reach}}(x_i|\tau) \cdot P_{\text{accept}}(x_i|\tau). \quad (1)$$

Here,  $x_i \in \tau$  refers to a text token within the draft tree,  $\mathcal{T}^K$  is a set of all trees of  $K$  tokens and  $P_{\text{reach}}(x_i|\tau)$  is the probability that the Speculative Execution verification phase accepts the full prefix  $x_0, \dots, x_{i-1}$  along the draft tree and considers sampling  $x_i$  next. Finally,  $P_{\text{accept}}(x_i|\tau)$  is the probability that the token  $x_i$  will be accepted *if* it is reached during verification. Both  $P_{\text{reach}}$  and  $p_{\text{accept}}$  depend on the target model probabilities  $P(x_{t+1}|x_{0:t}, \theta_{\text{target}})$ , which cannot be accessed in the drafting phase. Instead, we use the draft model to approximate the target model probabilities as follows:

$$\begin{aligned} P_{\text{reach}}(x_i|\tau) &\approx \prod_{x_t \in \pi(x_i, \tau)} P(x_t|\pi(x_t, \tau), \theta_{\text{draft}}) \\ P_{\text{accept}}(x_i|\tau) &\approx P(x_i|\pi(x_i, \tau), \theta_{\text{draft}}), \end{aligned} \quad (2)$$

where  $\pi(x_i, \tau)$  is the path in  $\tau$  from root to  $x_i$ , excluding  $x_i$  itself. From the LLM perspective,  $\pi(x_i, \tau)$  is the prefix for a token  $x_i$  within the draft tree. If we multiply the two functions as per Equation (1), we get the cumulative probability of a sequence  $\pi(x_i, \tau) \oplus x_i$ , where  $\oplus$  is concatenation.

$$\arg \max_{\tau \in \mathcal{T}^K} \sum_{x_i \in \tau} \prod_{x_t \in \pi(x_i, \tau) \oplus x_i} P(x_t|\pi(x_t, \tau), \theta_{\text{draft}}) \quad (3)$$

Since token probabilities cannot be greater than 1, the cumulative probability of  $\pi(x_i, \tau) \oplus x_i$  cannot exceed the cumulative probability of all tokens in  $\pi(x_i, \tau)$ . Therefore, if a token  $x_i$  is among the  $K$  most likely tokens, every token in  $\pi(x_i, \tau)$  is also a part of the solution. Using this property, we can simplify the problem (3) as finding top- $K$  most likely prefixes, since they are guaranteed to form a tree. Formally speaking, the optimal tree consists of  $K$  tokens with the highest cumulative probability:

$$\arg \text{top } K_{x_i} \prod_{x_t \in \pi(x_i, \tau) \oplus x_i} P(x_t|\pi(x_t, \tau), \theta_{\text{draft}}) \quad (4)$$

This is similar (but not equivalent) to the standard beam search algorithm for neural sequence models [43, 44, 45]. The main difference is that beam search looks for complete sequences, while we need a tree of partial drafts. However, using beam search instead of solving Equation (3) directly leads to suboptimal drafts (see Appendix E for details).

Instead, we solve Equation (4) by reformulating it as a special case of shortest path problem. More specifically,

$$\begin{aligned} &\arg \max_{x_i} \prod_{x_t \in \pi(x_i, \tau) \oplus x_i} P(x_t|\pi(x_t, \tau), \theta_{\text{draft}}) = \\ &= \arg \max_{x_i} \sum_{x_t \in \pi(x_i, \tau) \oplus x_i} \log P(x_t|\pi(x_t, \tau), \theta_{\text{draft}}) = \\ &= \arg \min_{x_i} \sum_{x_t \in \pi(x_i, \tau) \oplus x_i} -\log P(x_t|\pi(x_t, \tau), \theta_{\text{draft}}). \end{aligned} \quad (5)$$

Note that every term in that sum is non-negative, (since  $-\log P(x_t|\pi(x_t, \tau), \theta_{\text{draft}}) \geq 0$ ), which makes this equivalent to a single-source shortest path (SSSP) problem for finding paths to  $K$  nearest nodes in a graph with non-negative edge weights. Normally, this problem can be solved by running the Dijkstra algorithm for  $K$  steps. However, in practice, running the algorithm for  $K$  sequential steps is inefficient on modern highly parallel hardware, especially in our setting with very large drafts. To alleviate this problem, we use a modified parallel Dijkstra algorithm, which expands  $B > 1$  nodes on every iteration and keeps track of  $K$  nearest nodes in a priority queue. We describe this formally in Algorithm 2.

In the worst case, this algorithm still makes up to  $K$  steps if the solution to Equation (3) is a single ‘‘stem’’  $B$  tokens long. However, the actual number of steps is significantly lower, often slightly above the lower

bound  $\lceil B/K \rceil$ . In the practical GPU implementation, we also limit the maximum depth with a parameter  $D$ . The purpose of  $D$  is to limit the edge case where the draft model is very confident about the next token, and thus the solution to (3) is a single sequence of length  $K$ . For this edge case, Algorithm 2 will take long to generate a sequential draft, most of which will later be discarded if the draft model makes even one mistake.

## B Parallel Graph Search

There are dozens of works that study practical implementations of parallel shortest path search and SSSP in particular. One line of work proposes inexact search algorithms that use an approximate priority queue to improve the performance of SSSP: [46] proposes a queue with integer metric, [47] adds bucket fusion to reduce synchronization overhead.

A significant effort was dedicated to efficient shortest-path search on GPUs, among others. [51] proposes a GPU-efficient SSSP that outperforms sequential CPU computations. [52, 53] compare several SSSP variants for GPUs. [54] adapts priority queues to run efficiently on GPU and uses the resulting data structure to accelerate SSSP.

Many works on parallel graph search focus on the distributed setting [55, 56, 57], addressing communication and synchronization overheads.

Finally, a large body of work studies the theoretical properties of parallel SSSP, including [58, 59, 60, 61, 62, 63, 64, 65].

## C Additional Implementation Details

Our system design follows the following loop: i) Load the draft model onto GPU memory and generate a draft tree, ii) Load the main model (several layers at a time, if using offloading) to compute probabilities for the draft tree tokens, iii) choose accepted tokens following the verification procedure.

When running the main model, we process all draft tokens in parallel by constructing a merged attention mask, similar to [5]. We prefetch the first few layers of the main model during speculation to speed up the procedure. We also load subsequent LLM layers in parallel, while the previous layers compute their activations, as described in [16, 19].

Finally, we keep the past KV caches of both draft and main models in GPU memory at all times. We chose this because most modern language models use Group Query Attention, making caches relatively small for short prompts. When dealing with longer prompts or smaller GPU memory, one can reduce memory usage by offloading these KV caches into RAM. The draft model caches are only needed on GPU during the first stage when generating the draft tokens. In turn, the main model caches can be loaded alongside their transformer layers.

The practical implementation of this algorithm is slightly different depending on the hardware configuration. Running SpecExec on a system with GPU with RAM offloading works best with relatively fewer draft tokens, while longer offloading (to SSD or when using float16 precision weights) works best with larger token budgets.

As for the quantization scheme, while there are better quantization algorithms [30, 29, 25], we chose GPTQ since it is popular among practitioners. Still, we believe that our experimental results will generalize to other quantization algorithms. In addition to the main model, we also quantize the draft (7B) model using the same GPTQ algorithm. The optimal choices of the quantization methods will vary as new methods or faster implementations come around.

The experiments were mainly performed using A100 GPUs (unless specified otherwise), but may be easily reproduced using other GPUs. Note that while A100 has 80GB VRAM, we did not keep any layers in VRAM in order to keep the VRAM use to minimum and emulate performance of GPUs like RTX4090 or L40. As a result, the observed VRAM use requirements with offloading was in 12–22 GB range for experiments with draft trees up to 2048 tokens when using Llama-2-70B RAM offloading. Naturally, keeping some of the layers constantly in VRAM would increase both baseline and the model performance.

The offloading experiments require sufficient RAM to hold whole model. In case of Llama-2-70B in 16 bit this is at least 140 GB, but in practice 192GB would be recommended to fit the draft model, caches and OS. Our code is based on industry standard PyTorch and Transformers libraries.

## D Ablation: Acceptance with Different Draft Models

In Section 5.2, we evaluate SpecExec and SpecInfer with 7B draft models based on observations about their coverage probabilities. Here, we further compare these models in terms of the number of accepted tokens for different SpecExec batch sizes. We report this comparison in Figure 5 using the same OpenAssistant dataset as in the main experiments using the recommended temperature (0.6) and nucleus size (0.9). Similarly to Figure 2, the 7B model significantly outperforms both JackFram/llama-160m and TinyLlama 1.1B Chat. This is true both for the original 7B model and the one quantized to 4 bits with GPTQ. Curiously, the full unquantized 13B model still scores slightly more accepted tokens, though at the cost of 26GB memory footprint that is inaccessible to modern consumer GPUs.

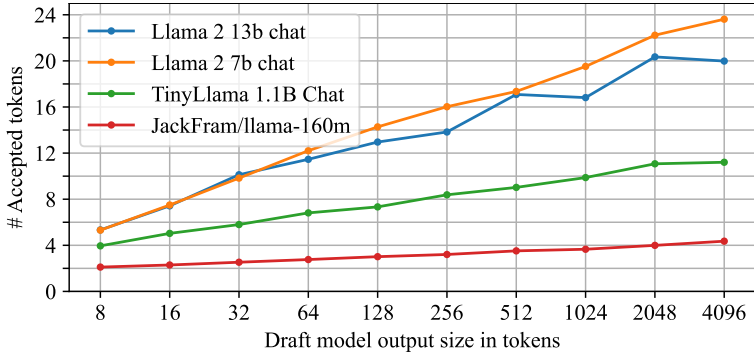


Figure 5: Number of accepted tokens as a function of draft size  $B$  for Llama 2 70B chat target model with a selection of draft models.

## E On The Suboptimality of Beam Search

In our preliminary experiments, we tried to construct the optimal draft tree using top-k beam search decoding [43]. However, we observed that the algorithm performed significantly worse than expected and often plateaued as we increased the maximum beam search length. Here, we describe the analysis of this problem that eventually led us to Algorithm 2.

Figure 6 (left) reports a grid where each cell is the number of accepted tokens for a version of SpecExec that uses beam search instead of parallel SSSP. The horizontal grid axis corresponds to beam size (aka the number of beams) and the vertical axis depicts max length. The left grid shows standard beam search decoding that returns beam size most likely sequences. In turn, the right grid uses a modified search algorithm that starts the same way as beam search but does not prune any partial hypotheses that did not make it into the final beam.

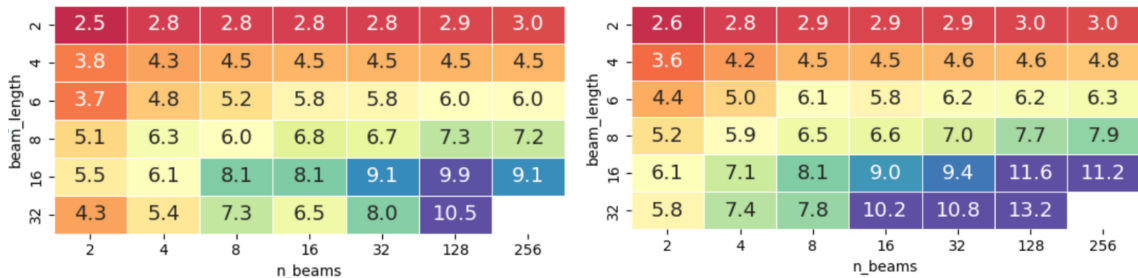


Figure 6: The average number of accepted tokens per speculation and verification phases as a function of beam size and maximum length. Measured on OpenAssistant conversations and WikiText-2 articles (Right) for running with recommended generation parameters (temperature 0.6, top-p 0.9). **(Left)** standard beam search decoding, **(Right)** beam search without pruning out-of-beam tokens



As we can see, standard beam search decoding is sub-optimal for SpecExec in the sense that it can be outperformed with trivial modifications. In turn, Algorithm 2 is a generalization of the version on the right that does not need to be manually tuned for length and width, but instead expands the graph optimally to maximize the coverage probability.

## F Application to in-memory inference

While this was not the primary focus area of our research, the SpecExec model can also deliver competitive speedup in inference without offloading. While these speedups are less impressive than those for offload settings, they are still competitive when compared to recent works such as [7].

Table 4: SpecExec Inference speed without offloading, A100 GPU.

Draft / Target models	Dataset	T	Method	Budget	Gen. rate	Speed, tok/s	Speedup
SL-1.3B / Vicuna-33b	oasst	0.6	SX	128	5.33	31.6	2.15x
	oasst	0	SX	128	5.4	32.94	2.24x
	c4	0.6	SX	128	5.1	33.3	2.26x
	c4	0	SX	128	5.36	35.62	2.42x
	wikitext	0.6	SX	128	4.87	30.19	1.90x
	wikitext	0	SX	128	5.24	33.15	2.08x

## G Effect of draft size on generation speed

Here, we explore the relationship between speed and draft tree size. A larger draft tree size allows for a greater number of tokens to be generated per step (see Figure 7 (left)). However, beyond a certain size threshold (hundreds or low thousands of tokens, depending on the model and GPU), the time required for generation increases at an accelerating rate (see Figure 1 (right)). Consequently, the optimal draft tree size is typically smaller than the size that maximizes the token acceptance rate. In Figure 7 (right), the optimal draft tree size is 128–512 for SpecInfer and 1024–2048 for SpecExec.

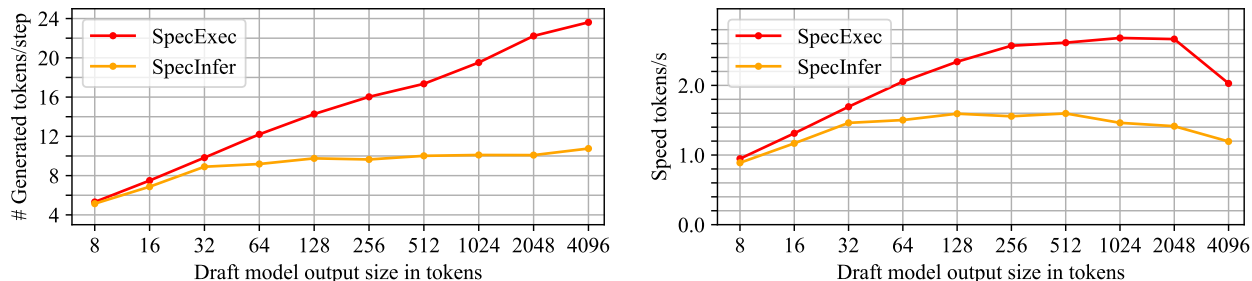


Figure 7: Acceptance counts vs draft size (left), speed vs draft size (right). Llama 2-7B draft model, offloaded Llama 2-70B target model, MTBench dataset,  $t=0.6$  and  $\text{top-p}=0.9$ .