

Universal limiting behaviour of reaction-diffusion systems with conservation laws

Joshua F. Robinson,^{1,2} Thomas Machon,² and Thomas Speck³

¹*Institut für Physik, Johannes Gutenberg-Universität Mainz, Staudingerweg 7-9, 55128 Mainz, Germany*

²*H. H. Wills Physics Laboratory, University of Bristol, Bristol BS8 1TL, United Kingdom**

³*Institute for Theoretical Physics IV, University of Stuttgart, 70569 Stuttgart, Germany*

(Dated: June 5, 2024)

Making sense of complex inhomogeneous systems composed of many interacting species is a grand challenge that pervades basically all natural sciences. Phase separation and pattern formation in reaction-diffusion systems have largely been studied as two separate paradigms. Here we show that in reaction-diffusion systems composed of many species, the presence of a conservation law constrains the evolution of the conserved quantity to be governed by a Cahn-Hilliard-like equation. This establishes a direct link with the paradigm of coexistence and recent “active” field theories. Hence, even for complex many-species systems a dramatically simplified but accurate description emerges over coarse spatio-temporal scales. Using the nullcline (the line of homogeneous steady states) as the central motif, we develop a geometrical framework through endowing chemical space with a basis and suitable coordinates. This framework allows us to capture and understand the effect of eliminating fast non-conserved degrees of freedom, and to explicitly construct coefficients of the coarse field theory. We expect that the theory we develop here will be particularly relevant to advance our understanding of biomolecular condensates.

I. INTRODUCTION

Life is rich with beautiful patterns, from the organisation of cells in growing tissues and bacterial colonies to the stripes of the humble zebra. An intriguing recent example is the role of liquid-like protein condensates in cell biology. While compartmentalisation can be realised through membranes, there is now ample evidence that nature also utilises the physics of phase transitions to recruit or sequester proteins at certain locations in the form of membrane-less organelles [1–4]. These *condensates* exchange particles with their surroundings yet remain stable (in finite numbers) over the lifetime of the cell [5]; they do not grow by Ostwald ripening, precluding explanation in terms of an equilibrium (oil-in-water) mechanism for droplet formation. Despite this, oil-in-water still is very much the paradigm prevailing in the biological literature [1, 2] and chemical activity has been proposed as a mechanism to stabilise condensates at fixed sizes [6–11]. Establishing a deeper theoretical understanding within existing approaches is challenged by the sheer number of (molecular) components and calls for novel theoretical approaches that take into account the non-equilibrium nature of living matter.

Turing’s seminal work established that patterns can generically emerge from coupling chemical reactions to diffusion [12]. A reaction-diffusion system describes the evolution of an m -component chemical field $\boldsymbol{\rho} = (\rho^1, \dots, \rho^m)^\top \in \mathcal{C} \cong \mathbb{R}^m$ in d spatial dimensions. These components represent the concentrations of “species”: bacteria, small molecules that react, biomolecules that undergo transitions between conformations (that modify how they interact), etc.; and must therefore be non-

negative $\rho^i \geq 0$. The system evolves according to

$$\partial_t \boldsymbol{\rho} = \mathcal{R} + \mathbf{D} \nabla^2 \boldsymbol{\rho}, \quad (1)$$

where $\mathcal{R} = \mathcal{R}(\boldsymbol{\rho})$ is the chemical flux (i.e. R^i is the net change of species i per time) and \mathbf{D} is a symmetric and positive-definite matrix of transport coefficients that may include cross-diffusion. Specific examples like the Gray-Scott model [13, 14] and the complex Ginzburg-Landau equation [15] only describe a few (effective) components lacking conservation laws. This also holds for models in the same spirit such as Swift-Hohenberg [16] that contain higher spatial derivatives.

The Turing mechanism has been evidenced in seashells, skin pigmentation and feathers [17], and is at the core of cell polarisation models [18–27]. Although he did not articulate it in thermodynamic terms, Turing essentially discovered a non-equilibrium mechanism for pattern formation that relies on dissipative driving forces. There is a direct line of continuity from Turing’s work through foundational results in non-equilibrium thermodynamics [28, 29] which continues to influence the modern day fields of stochastic thermodynamics [30] and active matter [31–33].

The number of components in any real biological system will be very large with $m \gg 1$, and so we seek a reduced description in terms of a more manageable subset of *order parameters*. In biological systems, we anticipate the numbers of some macromolecules to be effectively conserved on the timescale of structure formation. We say a quantity ϕ is conserved if its evolution follows the continuity equation $\partial_t \phi + \nabla \cdot \mathbf{J} = 0$ with current \mathbf{J} . We expect conserved quantities to be good candidates for order parameters since any change has to be due to exchange, which makes their (coarse-grained) evolution slow compared to non-conserved components. Timescale separation is essential: condensates in the cell nucleus form on a timescale less than $\mathcal{O}(1\text{s})$ [5]. By contrast, even a

* joshua.robinson@bristol.ac.uk

relatively small protein comprising 100 amino acids will typically take $\mathcal{O}(10\text{s})$ to synthesise [34], and potentially 1-2 orders of magnitude longer to mature into its functional state [34, 35]. Many condensates involve proteins that are an order of magnitude larger. For example, the protein BRD4 comprises ~ 750 amino acids [36], implying a synthesis time around $\mathcal{O}(100\text{s})$, and plays a central role in the formation of transcriptional condensates which have lifetimes typically two orders of magnitude smaller [5, 36]. As such, we expect the number of proteins involved in self-organisation of condensates to be essentially conserved over experimental timescales relevant to determining phase behaviour. Simpler chemical species, such as ATP/ADP, will fluctuate in number on these same timescales, but will be constrained by the (effectively conserved) number of proteins which regulate biological processes. Pattern formation in the presence of such conservation laws has recently been addressed by Frey and coworkers [37–39], providing a foundational framework for the phase-space features underlying patterns far from equilibrium. They mostly focus on archetypal two-component systems. Here we build on their geometric insights and construct explicit evolution equations that bridge reaction-diffusion systems (with arbitrarily many-species) and recent field theories for active matter.

Active matter has become an umbrella term for a range of collective phenomena, but its defining characteristic is incessant local dissipation. This feature allows for more exotic collective behaviour than is possible in equilibrium systems, such as the separation of self-propelled particles into high- and low-density phases in the absence of any microscopic attractions [40]. Phase separation of equilibrating systems (in e.g. oil-in-water) is well-captured by phenomenological field theories, so it is natural to ask whether these can be extended to cover phenomena particular to active matter. Specifically, for a single order parameter field ϕ (scalar active matter) it is natural to look for an extension of the *Cahn-Hilliard* equation [41], or *Model B* in the nomenclature of Hohenberg and Halperin [42]. To date, the most general scalar field theory proposed is *Active Model B+* (AmB+) [43, 44]

$$\partial_t \phi = \nabla^2 \left(\frac{\delta F}{\delta \phi} + \frac{\lambda}{2} |\nabla \phi|^2 \right) - \zeta \nabla \cdot ((\nabla^2 \phi) \nabla \phi), \quad (2a)$$

where

$$F[\phi] = \int dV \left(f(\phi) + \frac{\kappa}{2} |\nabla \phi|^2 \right) \quad (2b)$$

is the standard free energy functional sufficient to describe an equilibrium system undergoing liquid-gas phase separation [45]. Here, $f(\phi)$ is the bulk free energy (typically a Ginzburg-Landau form) and $\kappa > 0$ introduces an interface correction. The coefficients λ and ζ introduce new terms that are *non-integrable* in the sense that they cannot be absorbed into F . This field theory generalises previous field theories for scalar active matter [46–48].

Nardini *et al.* [43] suggest that F represents the passive forces, whereas λ and ζ represent the continuous dissipation characteristic of active matter. This theory exhibits novel patterned microphases [44, 49], critical point properties [50], nucleation kinetics [51] and many-body correlations [52].

Ultimately, a key strength of field theories is their utility in connecting the top-level system phenomenology with an underlying (though possibly hypothetical) physics, enabling the comparing and contrasting of different systems with only coarse information. In practice, this is enabled by a phenomenological framework accompanying the mathematical definition of terms in $F[\phi]$. The story for bulk terms in a phase-separating system goes something like this: $f(\phi)$ must be locally bistable with an energy basin corresponding to each stable phase; the negative curvature at the connecting saddle point then measures the effective attractions in the system, and κ penalises sudden changes. Similar qualitative insights are still lacking for the non-integrable λ and ζ terms, other than that they are dissipative. We cannot answer, for example, why a particular active system would manifest its dissipation in the λ term rather than the ζ term. Perhaps we can discern their meaning from a microscopic derivation of AmB+ (2).

Derivations of AmB+ from microscopic equations of motion have been proposed for active Brownian particles [53, 54], active chiral particles [55] and active switching systems [56]. In each case the method involves coarse-graining coupled equations of motion in a way that does not isolate the distinct origins of λ and ζ . Their origin may be obscured by the complexity of these models: they involve explicit forces, which is already a significant complication [57], and for the self-propelled systems mentioned dissipation is intrinsically built into the underlying microscopics rather than being an emergent property of the system coupling to multiple reservoirs. To simplify these matters, we return to reaction-diffusion (1) as the simplest nontrivial active-matter system.

The goal of the present work is to construct evolution equations for conserved quantities buried in (1) with the perspective to predict and classify patterns even in the presence of many interacting components. We exploit that the conservation law partitions chemical space into “slow” and “fast” (reactive) manifolds. Projection techniques then allow the derivation of evolution equations together with explicit expressions for the coefficients entering these equations. Non-conserved dynamics in the reactive subspace is crucial but follows the order parameter’s dynamics adiabatically, giving rise to corrections at interfaces. Ultimately we are interested in the *conceptual* bridge between the effective thermodynamics underlying reaction-diffusion, and the top-down field theoretic approach to active systems. To establish this bridge rigorously, the intermediate steps are necessarily technical. To aid the reader, we provide summaries of each section focusing on the important concepts for those wishing to omit mathematical detail.

The structure of the paper is as follows. In section II we introduce the relevant geometry needed to explore chemical space, building on the insights of Refs. 37 and 38. Using this construction, we show in section III that chemical reactions cause an effective bulk free energy to emerge in the translational part of the equation of motion. The form of this free energy directly relates to the shape of the nullcline (the homogeneous solution of $\mathcal{R} = 0$), with nonlinear terms indicating the system is out of equilibrium. This emergent free energy dispels any notion that *only* the λ and ζ terms indicate dissipation: even integrable terms can be indicative of chemical driving. By introducing finite reaction rates in section IV, we show how interface corrections emerge with the integrable κ and non-integrable λ terms emerging contemporaneously. We provide a worked example of applying this theory to a minimal model of cell polarisation in section V.

The sections described above provide an account of how a generalised form of Active Model B emerges from reaction-diffusion, but not the ζ term in (2). We note that a non-local framework is required to derive a ζ -like term in section VI. By focusing on pattern-forming systems, we identify how our theory fails when the model (1) contains heterogeneities in section VII. We address the pathological behaviour by developing a further non-local (functional) framework where a ζ term naturally emerges analogously to κ , alongside a new η term which is analogous to λ . The central physics underlying these terms is scale separation.

II. GEOMETRIC PRELIMINARIES

A. Central geometric motifs in chemical space

Our geometric methodology builds on the work of Brauns *et al.* [38]. The central object of study is the *reactive nullcline*. This nullcline is the set of homogeneous steady-states solving $\partial_t \boldsymbol{\rho} = \mathcal{R} = 0$. This solution may result from (1) if the system is continually stirred as in e.g. a chemical reactor. We assume the system exhibits no Hopf bifurcations so that homogeneous steady-states are stationary in time without limit cycles. The nullcline may have unstable regions, but we assume that the system is confined to the vicinity of the nullcline by the action of chemical fluxes.

In the main text we focus on the case where \mathcal{R} respects a single conservation law, leading to a scalar field theory in a conserved quantity ϕ . This generalises to a vector theory in $\boldsymbol{\phi} = (\phi^1, \dots, \phi^n)^\top$ with multiple conservation laws, discussed in Appendix A. For a single law there exists a direction \mathbf{g}^ϕ along which the flux vanishes everywhere $\mathbf{g}^\phi \mathcal{R}(\boldsymbol{\rho}) = 0 \forall \boldsymbol{\rho} \in \mathcal{C}$ such that $\phi \equiv \mathbf{g}^\phi \boldsymbol{\rho}$ becomes a conserved quantity. \mathbf{g}^ϕ is thus a chemical one-form and is a constant everywhere in chemical space. For convenience, we represent chemical vectors as column vectors and one-forms as row vectors.

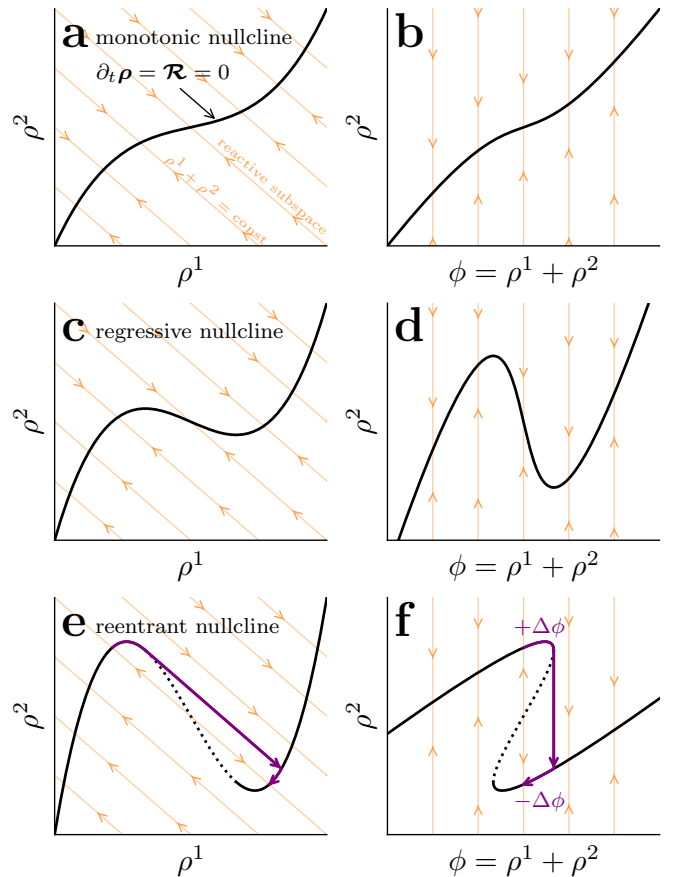


FIG. 1. Characteristic phase portraits for two-component systems where the total density $\phi = \rho^1 + \rho^2$ is conserved in the well-mixed limits. Chemical fluxes transform the system homogeneously within the reactive subspace (orange streamlines). The homogeneous steady-states occur on the reactive nullcline (black lines) where chemical fluxes vanish; these are categorised into stable (solid black) and unstable solutions (dotted black). The right panels (b,d,e) show the same nullclines as the left panels (a,b,c) except plotted with the conserved order parameter ϕ along the x -axis. (a,b) Convex nullclines may have an inflection point, but the tangent vector always points inside the physical quadrant ($\partial_\phi \rho^1(\phi) > 0$ and $\partial_\phi \rho^2(\phi) > 0$ everywhere). (c,d) Regressive nullclines have regions where the tangent vector points out of the physical quadrant ($\partial_\phi \rho^1(\phi) < 0$ and/or $\partial_\phi \rho^2(\phi) < 0$). These require an inflection point, and the system must have evolved through a plateau where the tangent vector aligns with one of the axes. (e,f) Reentrant nullclines exhibit a region of bistability on either side of an unstable branch. The system now exhibits a hysteresis loop (purple lines) where the position on the nullcline depends on the history of changes in ϕ . This system is an example of a *cusp catastrophe*.

Assuming \mathcal{R} is sufficiently smooth, a point solution of $\mathcal{R} = 0$ is extended into a line solution because the conservation law ensures there is at least one direction of marginal stability. The shape of the resulting nullcline dictates the nature of instabilities in its vicinity, and the resulting field theory. Regions of the nullcline may be

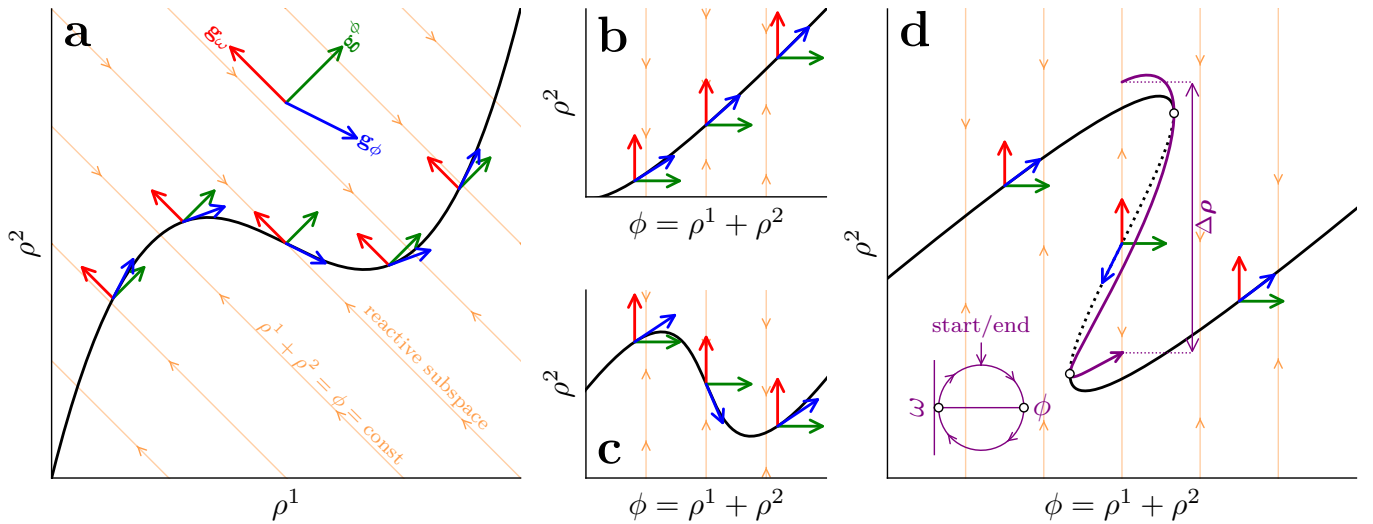


FIG. 2. Chemical basis vectors for navigating a two-component ($m = 2$) chemical space where density $\phi = \rho^1 + \rho^2$ is conserved. \mathbf{g}_ϕ (blue arrows) is the tangent vector to the nullcline (black line), $\mathbf{g}^\phi = (1, 1)^\top$ (green arrows) the conserved direction and \mathbf{g}_ω (red arrows) the axis of reactive phase space. We show (a) regressive nullcline showing monotonic and regressive regions in the $\rho^1\rho^2$ -plane, along with zoomed in (b) monotonic and (c) regressive regions following projections onto the $\phi\rho^2$ -plane. (d) In a reentrant region there are now singular points (white circles) where \mathbf{g}_ϕ and \mathbf{g}_ω are parallel. For (a-c) closed loops in ϕ and ω return to their starting ρ . For (d) this is not possible in the reentrant region due to hysteresis, as illustrated by a sample path (purple) which is a closed circle in $\phi\omega$ -space (inset) but generates a jump in ρ^2 .

categorised as:

1. *Monotonic*: the tangent vector to the nullcline can be chosen so that they have only non-negative components. That is, they point in the “physical” direction in chemical space towards positive concentrations which we will refer to as the *physical orthant*¹.
2. *Regressive*: the tangent vector points outside of the physical orthant, but are everywhere non-orthogonal to the conserved direction. The latter condition ensures we can still uniquely resolve the chemical state entirely from the conserved order parameters.
3. *Reentrant*: the regressive regions become so pathological that there is no longer a unique mapping from ϕ onto the nullcline. This requires the tangent vector to become parallel to the conserved direction at singular points or along a submanifold.

In Fig. 1 we illustrate phase portraits for each type for example two-component systems ($m = 2$) with mass conservation $\phi = \rho^1 + \rho^2$ is conserved.

These features of the nullcline are of central importance to the dynamics of a reaction-diffusion system with conservation laws. Brauns *et al.* found that linear instability towards pattern formation (the Turing mechanism) occurs only when the nullcline becomes regressive

for two-component $m = 2$ systems, a result we will generalise to arbitrary m in section III. Moreover, the nature of this mechanism is modified in the reentrant regime, where the resulting interfaces may become unstable [38].

For a two-dimensional chemical space $m = 2$ reentrant nullclines emerge following a *cusp catastrophe* [24]. In the reentrant region we observe a hysteresis loop because the chemical flux is locally bistable. Consider the example path (purple line) shown in Fig. 1(e) and (f). The density of this system is initially decreased by $-\Delta\phi$ in the reentrant zone, pushing the system outside of the stable branch of the nullcline. The chemical flux then drives the system towards the opposing stable branch. We return to the original density by increasing the density by $\Delta\phi$, but we remain on the new stable branch at a different chemical concentration. There has therefore been a net change in ρ despite the path in ϕ being closed. This hysteresis in the conserved order parameter ϕ means it ceases to be a good order parameter so reentrant nullclines are pathological within our current framework.

In the next section we introduce a differential geometric framework that captures the features of regressive nullclines. Our work thus extends Brauns *et al.*’s analysis of two-component systems through analytic theory compatible with their more graphical methods.

B. Chemical flux charts the local geometry of chemical space

As the nullcline is the central reference geometry, we must develop a differential geometric framework with

¹ An “orthant” is the m -dimensional generalisation of a quadrant.

which to study it. The purpose of this framework is to resolve components of ρ into the “slow” evolution of ϕ and the “fast” reactive modes which can be subsequently eliminated. The intuition underlying our framework is similar to Brauns *et al.*’s local quasi-steady-state approximation which also took the nullcline as reference.

First, we need a way to characterise the shape of the nullcline via its tangent vectors. The nullcline is a sub-manifold of chemical space \mathcal{C} , which is itself structured by the chemical flux \mathcal{R} . We previously introduced the general reaction-diffusion system (1) with the canonical Cartesian basis $\{\mathbf{e}_i\}$ so that $\rho = \rho^i \mathbf{e}_i$. A Cartesian basis is possible because chemical space is the non-negative orthant of an m -dimensional vector space. Moreover, this basis emerges naturally out of non-interacting stochastic point processes [58, 59], and we assume that the form of the chemical flux is known in this basis $\mathcal{R} = \mathcal{R}^i \mathbf{e}_i$.

The Cartesian basis is privileged to have a trivial connection $\nabla_{\mathcal{C}}$, defined as

$$\mathcal{L}(\rho) \equiv \nabla_{\mathcal{C}} \mathcal{R}|_{\rho} = \frac{\partial \mathcal{R}^i}{\partial \rho^j} \Big|_{\rho} \mathbf{e}_i \otimes \mathbf{e}^j, \quad (3)$$

which plays the role of an m -dimensional gradient at some point in chemical space² ρ . The one-forms $\{\mathbf{e}^j\}$ appearing in (3) satisfy $\mathbf{e}^j \mathbf{e}_i = \delta_i^j$. Note that $\nabla_{\mathcal{C}} \mathcal{R}$ is not necessarily symmetric, and so it generally has distinct left and right eigenvectors. The change in the flux from an infinitesimal change $\delta\rho$ about point ρ becomes

$$\delta\mathcal{R} = \mathcal{L}(\rho)\delta\rho = \frac{\partial \mathcal{R}^i}{\partial \rho^j} \delta\rho^j \mathbf{e}_i.$$

Projecting onto the conserved direction \mathbf{g}^{ϕ} , we find

$$\mathbf{g}^{\phi} \delta\mathcal{R} = \mathbf{g}^{\phi} \mathcal{L}(\rho) \delta\rho = 0,$$

which is zero because $\mathbf{g}^{\phi} \mathcal{R} = 0$. As this must be true for arbitrary $\delta\rho$, we deduce that the conserved direction \mathbf{g}^{ϕ} is a left zero eigenvector of \mathcal{L} . This must be true for any ρ as \mathbf{g}^{ϕ} is a global constant of the system. Note that chemical space is *not* Euclidean: it does not possess translational nor rotational symmetry, and we have no way to quantify *distances* i.e. a metric. Left eigenvectors of \mathcal{L} are one-forms in our chemical basis.

Suppose there is a special vector \mathbf{g}_{ϕ} where setting $\delta\rho = \delta\phi \mathbf{g}_{\phi}$ for some small $\delta\phi$ leads to no change in flux $\delta\mathcal{R} = 0$, i.e.

$$\delta\mathcal{R} = \delta\phi (\mathcal{L} \mathbf{g}_{\phi}) = 0.$$

This is only satisfied for $\delta\phi \neq 0$ when \mathbf{g}_{ϕ} is a right zero eigenvector of \mathcal{L} . This is the tangent vector for the conserved quantity ϕ , and must coincide with the tangent

vector of the reactive nullcline when the flux vanishes at the point ρ . Excluding singular points where \mathbf{g}^{ϕ} and \mathbf{g}_{ϕ} are orthogonal³, we set $\mathbf{g}^{\phi} \mathbf{g}_{\phi} = 1$ so that $\delta\phi = \mathbf{g}^{\phi} \delta\rho$ represents an infinitesimal change in the order parameter.

The most important directions in chemical space are \mathbf{g}^{ϕ} and \mathbf{g}_{ϕ} because these capture the curvilinear geometry around the nullcline. Our construction of the conserved directions in terms of the null space of a linear operator is very similar to one used by Falasco *et al.* in their study of Turing patterns [60]. We will assume there is also some convenient basis for the remaining $m - 1$ directions (the “reactive subspace”)⁴ This gives a complete set of m one-forms $\{\mathbf{g}^i\}$ and vectors $\{\mathbf{g}_i\}$ that describe chemical directions but not distances⁵. Directions are sufficient to chart chemical space. We illustrate the set of directions with example nullclines for a two-component ($m = 2$) mass-conserved system in Fig. 2.

We introduce the coordinates $\mathbf{x} = (x^1, \dots, x^m)^{\top} = \phi \oplus \boldsymbol{\omega} = (\phi, \omega^2, \dots, \omega^m)$ where $\boldsymbol{\omega}$ are the reactive modes with $\omega^1 = 0$ so sums over ω^i exclude ϕ . Our coordinates are defined so that directional (covariant) derivatives in the direction of \mathbf{g}_i in chemical space coincide with partial derivatives with respect to x^i . This enforces

$$\mathbf{g}_i = \frac{\partial \rho}{\partial x^i} = \rho_{,i} \quad (4a)$$

within U , using comma notation $(\cdot)_{,i}$ for covariant derivatives in the \mathbf{g}_i direction. These derivatives are defined as $\mathbf{u}_{,i} = (\nabla_{\mathcal{C}} \mathbf{u}) \mathbf{g}_i$ for $\mathbf{u} \in \mathcal{C}$. We can invert the definition (4a) to give ρ in terms of the coordinates. This is achieved via contour integration along a path C away from a reference point $\hat{\rho}$:

$$\rho = \hat{\rho} + \int_C dx^i \mathbf{g}_i. \quad (4b)$$

We illustrate the resulting curvilinear basis for an example two-component $m = 2$ system by showing the level sets of conserved ϕ and non-conserved ω in Fig. 3. The coordinate chart expressed in (4) is valid for a single conservation law because the nullcline is one-dimensional; for multiple conservation laws one would generally have to resort to coordinate expansions within the local neighbourhood of $\hat{\rho}$ (cf. Appendix A).

C. Section summary

- The chemical flux \mathcal{R} vanishes on the reactive nullcline.

² We reserve ∇ without a subscript for the usual gradient in d -dimensional Euclidean space.

³ These notably occur at turning points of reentrant nullclines which we have already indicated are pathological.

⁴ A fixed basis for the reactive tangent vectors $\{\mathbf{g}_i\}_{i \neq \phi}$ suffices. The one-forms are then constructed by the biorthogonality condition $\mathbf{g}^i \mathbf{g}_j = \delta_j^i$ for each pair $i, j \in (1, \dots, m)$.

⁵ This is normally described as a *conformal geometry*.

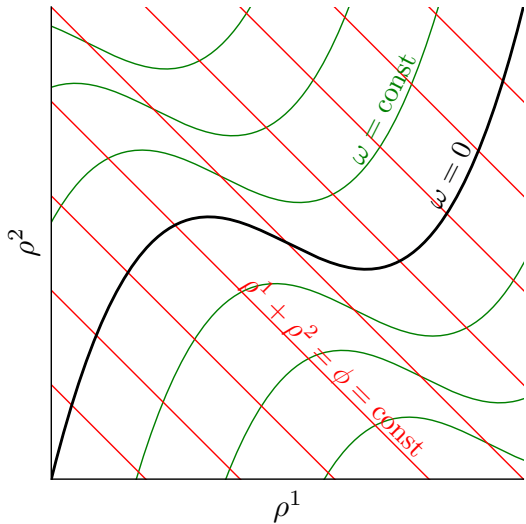


FIG. 3. Illustration of chemical coordinates for the same two-component system as shown in Fig. 2(a) where density $\phi = \rho^1 + \rho^2$ is conserved and $\omega = \rho^2 - \rho^1$ is non-conserved. The chemical state is decomposed in our curvilinear basis as $\boldsymbol{\rho}(\phi, \omega) = \boldsymbol{\rho}_\phi(\phi) + \boldsymbol{\rho}_{\text{ex}}(\omega)$, where $\boldsymbol{\rho}_\phi(\phi)$ is obtained by following \mathbf{g}_ϕ (cf. (5)) and $\boldsymbol{\rho}_{\text{ex}}(\omega) = \omega \mathbf{g}_\omega$. We show the level sets of ϕ (red lines) and ω (green). The level set with $\omega = 0$ is the nullcline (black line), which is simply the ϕ -axis in our curvilinear basis.

- This nullcline will be one-dimensional for a single conservation law in ϕ . As this law is respected globally, the null-space of $\nabla_{\mathcal{C}} \mathcal{R}$ will be at least one-dimensional everywhere in chemical space.
- Brauns *et al.* have determined that linear stability occurs via the Turing mechanism when the nullcline becomes regressive, meaning that its tangent vector points outside of the physical region where $\rho^i > 0 \forall i$. A highly curved nullcline is thus a prerequisite for reaction-driven phase separation in the absence of attractive forces.
- The left zero eigenvectors of $\nabla_{\mathcal{C}} \mathcal{R}$ give the conserved directions (one-forms), and the right zero eigenvectors give the tangent bundle of the reactive nullcline. We construct our curvilinear basis from these.
- Our generalised coordinates $\mathbf{x} = \phi \oplus \omega$ associated with this chemical basis clearly distinguish the conserved ϕ from nonconserved ω quantities.

III. EMERGENT BULK FREE ENERGY IN THE LIMIT OF INFINITELY FAST REACTIONS

We initially consider the limit where reactions occur infinitely fast. We do not take this limit explicitly, but rather preclude limit cycles to assume that the system is

entirely constrained to the reactive nullcline. This scenario could correspond to the macroscopic limit where the chemical reactions would dominate diffusion. For this reason, this limit is indicative of bulk phase behaviour (especially the position of the spinodal) *even in the limit of finite reaction rates*. The position of the binodal can be affected by coupling to dissipative forces, so we will need more machinery (introduced in section IV) to determine it.

For a single conservation law, we assume that the nullcline is a line that can be parameterised by a scalar ϕ . The position along the nullcline is then

$$\boldsymbol{\rho}_\phi(\phi) = \hat{\boldsymbol{\rho}} + \int_0^\phi d\varphi \mathbf{g}_\phi(\varphi) \quad (5)$$

following from (4b) assuming that the reference state $\hat{\boldsymbol{\rho}}$ exists along the nullcline. Confining the evolution of the system to the nullcline implies $\boldsymbol{\rho}(\mathbf{r}, t) = \boldsymbol{\rho}_\phi(\phi(\mathbf{r}, t))$. First-order derivatives are straightforwardly obtained as

$$\partial_t \boldsymbol{\rho} = (\partial_t \phi) \mathbf{g}_\phi(\phi) \quad \text{and} \quad \nabla \boldsymbol{\rho} = \mathbf{g}_\phi(\phi) \otimes \nabla \phi.$$

Inserting these into the evolution equation (1) and projecting onto the conserved quantities by contracting with \mathbf{g}^ϕ , we obtain the scalar field theory

$$\partial_t \phi = \nabla \cdot (\mathbf{g}^\phi \mathbf{D} \mathbf{g}_\phi \nabla \phi) \equiv -\nabla \cdot \mathbf{J}^\phi. \quad (6)$$

This implies a conservative current $\mathbf{J}^\phi = -\nabla \mu_\phi$ with effective chemical potential $\mu_\phi(\phi) = \mathbf{g}^\phi \mathbf{D} \boldsymbol{\rho}_\phi$.

In principle, such an effective chemical potential already allows the system to become spatially inhomogeneous with coexisting concentrations along the nullcline given by two values of ϕ . The condition for linear instability (the spinodal) is readily obtained from (6) as

$$\epsilon_{\mathcal{I}} \equiv -\mathbf{g}^\phi \mathbf{D} \mathbf{g}_\phi > 0. \quad (7)$$

This result is compatible with conventional linear stability analysis on the original evolution equation (cf. Appendix B). Several key conditions for instability follow:

- If \mathbf{g}^ϕ or \mathbf{g}_ϕ are eigenvectors of \mathbf{D} (with a positive eigenvalue because \mathbf{D} is positive-definite), then (7) becomes a value proportional to $\mathbf{g}^\phi \mathbf{g}_\phi = 1 > 0$ and the homogeneous system is linearly stable. This must occur if $\mathbf{D} \propto \mathbf{I}$ (the identity matrix \mathbf{I}), i.e. if all the diffusion coefficients are identical, and so we require asymmetries in diffusion coefficients for phase separation. Physically this means reactions only become coupled to translations when motion is dependent on chemical composition.
- A simple way to achieve instability is to tune the values of \mathbf{D} . By tuning these values, we can achieve negative $\mathbf{g}^\phi \mathbf{D} \mathbf{g}_\phi$ anywhere along the nullcline where \mathbf{g}^ϕ or \mathbf{g}_ϕ are not eigenvectors of \mathbf{D} . However, for monotonic nullclines (sketched in Fig.

1(a-b)) this requires \mathbf{D} to have large negative cross-diffusion (“phoretic”) terms (proof in Appendix C). As negative cross-diffusion is normally explained as an emergent property of underlying attractions, this scenario is more complex than simple reaction-diffusion of ideal species. Moreover, it is easy to show that cross-terms in \mathbf{D} are *non-reciprocal*, meaning they introduce dissipation at the microscopic level.

- For diagonal \mathbf{D} , instability can be achieved where \mathbf{g}_ϕ points out of the physical orthant, i.e. close to to an inflection point in the reactive nullcline. This requires a regressive or reentrant nullcline (sketched in Fig. 1(c-f)). This generalises Brauns *et al.*’s instability condition to arbitrary m .

Here we focus on the last case, where instability occurs without effective attractions and microscopic breaking of time-reversal symmetry. In principle this case isolates the unadulterated signal of emergent dissipation from bringing together distinct chemical and thermal reservoirs.

Finally, note that we could choose to expand (cf. (4b)) the chemical potential around $\hat{\rho}$ as

$$\mu_\phi = \mathbf{g}^\phi \mathbf{D} \left(\frac{\phi}{1!} \hat{\mathbf{g}}_\phi + \frac{\phi^2}{2!} \hat{\mathbf{g}}'_\phi + \frac{\phi^3}{3!} \hat{\mathbf{g}}''_\phi + \dots \right) \equiv \frac{\delta F_\phi[\phi]}{\delta \phi}, \quad (8a)$$

introducing the effective free energy functional $F_\phi[\phi] = \int_V d\mathbf{r} f(\phi(\mathbf{r}))$ where

$$f(\phi) \equiv \mathbf{g}^\phi \mathbf{D} \left(\frac{\phi^2}{2!} \hat{\mathbf{g}}_\phi + \frac{\phi^3}{3!} \hat{\mathbf{g}}'_\phi + \frac{\phi^4}{4!} \hat{\mathbf{g}}''_\phi + \dots \right) \quad (8b)$$

is the effective bulk free energy. The primes indicate normal differentiation e.g. $\mathbf{g}'_\phi(\phi) = \partial_\phi \mathbf{g}_\phi$. A hat ($\hat{\cdot}$) indicates the quantity is evaluated at $\hat{\rho}$, but note that \mathbf{g}^ϕ does not need to carry one because it is a global constant. The shape of the reactive nullcline entirely dictates the form of this effective bulk free energy. Thinking of the bulk free energy as the determiner of steady-states for equilibrium systems, it is unsurprising that the nullcline plays a similar role in reaction-diffusion.

We determined above that an inflection point is required for linear instability, so we have to expand the shape of the nullcline to cubic order in μ , or quartic in f where it reproduces the familiar ϕ^4 form characteristic of continuous phase transitions. This explains why trimolecular reactions are such a common feature of model reaction-diffusion systems exhibiting Turing instabilities (e.g. the Gray-Scott model [13, 14], the Brusselator [29] and models for cell polarisation [20]). If the density-dependence of the chemical flux \mathcal{R} is taken solely from the law of mass action, as is normally assumed in reaction-diffusion studies, then trimolecular reactions introduce a cubic concentration-dependence to \mathcal{R} which in turn makes the nullcline cubic.

Section summary

In the limit of infinitely fast chemical reactions, we see the emergence of an effective bulk free energy (8) that is entirely determined by the geometry of the reactive nullcline. As chemical reactions cannot generally be in thermal equilibrium with the translational part of the equation of motion, this free energy term *is generally dissipative* despite being fully integrable. This demonstrates the thermodynamic incompleteness of active field theories (such as AmB+ (2)) which assume dissipation is contained entirely in non-integrable terms.

From the effective free energy, we have deduced the spinodal. Linear instability occurs either by introducing microscopic breaking of time-reversal symmetry into the translational part of the equation of motion (introducing effective attractions), or by making the nullcline regressive as sketched in Fig. 1(c-e). The latter case generalises Brauns *et al.*’s geometric condition for instability in two-component $m = 2$ systems to arbitrary m .

IV. LIMITING FIELD THEORY FOR INTERFACE FORMATION: FINITE REACTION RATES GENERATE AN EFFECTIVE SURFACE TENSION

A. Evolution equation with deviations from the reactive nullcline

Now we define $\rho_{\text{ex}} = \omega^i \mathbf{g}_i$ as the non-conserved excess component of ρ , where the tangent vectors $\{\mathbf{g}_i\}_{i \in \omega}$ are some fixed basis in chemical space. The total concentration is then

$$\rho(\mathbf{r}, t) = \rho_\phi(\mathbf{r}, t) + \rho_{\text{ex}}(\mathbf{r}, t) = \rho_\phi(\mathbf{r}, t) + \omega^i(\mathbf{r}, t) \mathbf{g}_i,$$

where ρ_ϕ is the point along the nullcline at the same ϕ defined in (5). The evolution equation (1) becomes

$$(\partial_t x^i) \mathbf{g}_i = \nabla \cdot (\mathbf{D} \mathbf{g}_i \otimes \nabla x^i) + \mathcal{R},$$

compactifying notation by using the combined coordinates $\mathbf{x} = \phi \oplus \omega$. The chemical flux vanishes in the ϕ -direction $\mathbf{g}^\phi \mathcal{R} = 0$ to conserve ϕ , leaving

$$\partial_t \phi = \nabla^2 (\mu_\phi + \mu_{\text{ex}}) \quad (9)$$

where the effective bulk chemical potential $\mu_\phi = f'(\phi)$ is the same as in the limit of infinitely fast reactions (8a) with the same effective bulk free energy $f(\phi)$ defined in (8b). The second term introduces a correction to the chemical potential $\mu_{\text{ex}} = \mathbf{g}^\phi \mathbf{D} \nabla^2 \rho_{\text{ex}}$ from coupling with non-zero reactive modes. We will see that this term generates corrections at interfaces, so that bulk phase behaviour is captured by the previously obtained theory.

B. Adiabatic elimination of non-conserved excess concentrations

We can project onto changes in non-conserved components by defining the projection operator

$$\mathcal{P}_{\text{ex}} = \mathbf{I} - \mathbf{g}_\phi \otimes \mathbf{g}_\phi^\phi,$$

where \mathbf{I} is the identity matrix. Applying this to the evolution equation (1) gives

$$\partial_t \rho_{\text{ex}} = \mathcal{R} + \mathcal{P}_{\text{ex}} \nabla^2 (\rho_\phi + \rho_{\text{ex}}) \quad (10)$$

in this subspace. We look for a spatio-temporal regime in which the transient evolution of ρ_{ex} vanishes, and ρ_{ex} simply follows the conserved quantity ϕ adiabatically where $\rho_{\text{ex}} = \rho_{\text{ex}}(\phi, \nabla^2 \phi, \dots)$.

Formally, we would achieve this adiabatic elimination by introducing rescaling of space, time and the chemical concentrations in distinct powers of a small parameter $\epsilon_{\mathcal{I}}$. For the onset of linear instability, we would take this to be the instability parameter $\epsilon_{\mathcal{I}} = -\mathbf{g}^\phi \mathbf{D} \mathbf{g}_\phi > 0$ from (7). By carefully tuning how the various quantities scale with $\epsilon_{\mathcal{I}}$, we can find a regime where an asymptotic series solution for $\rho_{\text{ex}} = \rho_{\text{ex}}(\phi)$ can be found. In a future work we will show that this formal approach yields the same result as Bergmann *et al.* [61] for the onset of instability. This formal approach gives the result rigorously, but can be opaque to those not already familiar with asymptotic techniques and so we proceed more informally.

For ease of transparency and to facilitate intuition we proceed here via an informal approach that captures the essential logic of the asymptotic analysis. In the formal approach we would look for a set of scalings of space, time and the components of ρ where the dominant behaviour of ρ_{ex} becomes a function of $\phi(\mathbf{r}, t)$ and its spatial derivatives. In this regime, the explicit time-evolution of ρ_{ex} appears at higher order and can be neglected. In the informal approach, we simply set $\partial_t \rho_{\text{ex}} = 0$ and solve for ρ_{ex} . This gives

$$\mathcal{R} + \mathcal{P}_{\text{ex}} \mathbf{D} \nabla^2 \rho_{\text{ex}} = -\mathcal{P}_{\text{ex}} \mathbf{D} \nabla^2 \rho_\phi. \quad (11)$$

At long-times we expect deviations from the nullcline to be small, so we retain only the leading term in the expansion of the flux

$$\mathcal{R} = \mathcal{L}(\phi) \rho_{\text{ex}} + \mathcal{O}(|\rho_{\text{ex}}|^2),$$

with $\mathcal{L}(\phi) = \nabla_C \mathcal{R}|_{\rho=\rho_\phi(\phi)}$.

Inserting the expansion of \mathcal{R} into (11), and inverting gives solution

$$\rho_{\text{ex}} = -(\mathbf{I} + \mathcal{L}^{-1}(\phi) \mathbf{D} \nabla^2)^{-1} \mathcal{L}^{-1} \mathbf{D} \nabla^2 \rho_\phi. \quad (12a)$$

The overall concentration $\rho = \rho_\phi + \rho_{\text{ex}}$ then follows as

$$\rho = (\mathbf{I} + \mathcal{L}^{-1}(\phi) \mathbf{D} \nabla^2)^{-1} \rho_\phi. \quad (12b)$$

As \mathcal{L} has a null space, we use \mathcal{L}^{-1} in the restrictive sense to mean the Drazin inverse; this generalised inverse acts solely within the reactive subspace (the row space of \mathcal{L}) so that $\mathcal{L}^{-1} \mathcal{L} = \mathcal{P}_{\text{ex}}$ and $\mathcal{L}^{-1} \mathbf{g}_\phi = \mathcal{L} \mathbf{g}_\phi = 0$. The operator inverse is tricky because of the nonlinearity present in $\mathcal{L}^{-1} = \mathcal{L}^{-1}(\phi)$, so it cannot be solved with Green's functions. Instead, we expand the inverse giving⁶ the geometric series of operators

$$\rho_{\text{ex}}(\phi) = \sum_{k=1}^{\infty} (-\mathcal{L}^{-1}(\phi) \mathbf{D} \nabla^2)^k \rho_\phi(\phi). \quad (13)$$

This expansion of the inverse operator should be valid at large lengthscales, where ∇^2 can be treated as a small perturbation, which is all we need for phase behaviour. We will continually make use of similar operator expansions, and so we have verified the expansion is consistent with the Green's function solution in the limit where \mathcal{L} becomes linear in Appendix D.

The leading excess term in (13) is

$$\begin{aligned} \rho_{\text{ex}} &= -\mathcal{L}^{-1} \mathbf{D} \nabla^2 \rho_\phi + \mathcal{O}(\nabla^4) \\ &= -\mathcal{L}^{-1} \mathbf{D} (\mathbf{g}_\phi \nabla^2 \phi + \mathbf{g}'_\phi |\nabla \phi|^2) + \mathcal{O}(\nabla^4). \end{aligned}$$

Curvature of the nullcline gives rise to a square-gradient term. Inserting this term into the conserved equation, we find the leading correction to the effective chemical potential at interfaces is

$$\begin{aligned} \mu_{\text{ex}} &= -(\mathbf{g}^\phi \mathbf{D} \mathcal{L}^{-1}) (\mathbf{D} \nabla^2 \rho_\phi) + \mathcal{O}(\nabla^4) \\ &= -(\mathbf{g}^\phi \mathbf{D} \mathcal{L}^{-1}) (\mathbf{D} \mathbf{g}_\phi \nabla^2 \phi + \mathbf{D} \mathbf{g}'_\phi |\nabla \phi|^2) + \mathcal{O}(\nabla^4) \\ &= -\kappa(\phi) \nabla^2 \phi - \frac{\kappa'(\phi) - \lambda(\phi)}{2} |\nabla \phi|^2 + \mathcal{O}(\nabla^4), \quad (14a) \end{aligned}$$

where in the last step we defined

$$\kappa(\phi) = \alpha \mathbf{v} \quad \text{and} \quad \lambda(\phi) = \alpha' \mathbf{v} - \alpha \mathbf{v}' \quad (14b)$$

in terms of the point-wise one-form

$$\alpha(\phi) = \mathbf{g}^\phi \mathbf{D} \mathcal{L}^{-1} \mathcal{P}_{\text{ex}} \quad (15a)$$

and the point-wise vector

$$\mathbf{v}(\phi) = \mathcal{P}_{\text{ex}} \mathbf{D} \mathbf{g}_\phi \quad (15b)$$

each parameterised by ϕ . Note that $\mathcal{L}^{-1} \mathcal{P}_{\text{ex}} = \mathcal{L}^{-1}$ and $\mathcal{P}_{\text{ex}} \mathcal{P}_{\text{ex}} = \mathcal{P}_{\text{ex}}$, so $\kappa(\phi) = \mathbf{g}^\phi \mathbf{D} \mathcal{L}^{-1} \mathbf{D} \mathbf{g}_\phi$ when combined meaning the projection operators are not strictly necessary inside α and \mathbf{v} . We retain the projections in these

⁶ This expansion is formally achieved by treating $\mathcal{L}^{-1} \mathbf{D} \nabla^2$ as a small operator perturbation, and constructing an asymptotic series for ρ_{ex} . Applying the constraint that $\mathbf{g}^\phi \rho_{\text{ex}} = 0$ excludes any homogeneous solutions solving $(\mathcal{P}_{\text{ex}} + \mathcal{L}^{-1} \mathbf{D} \nabla^2)^{-1} (\cdot) = 0$ which would contain a contribution within the conserved subspace.

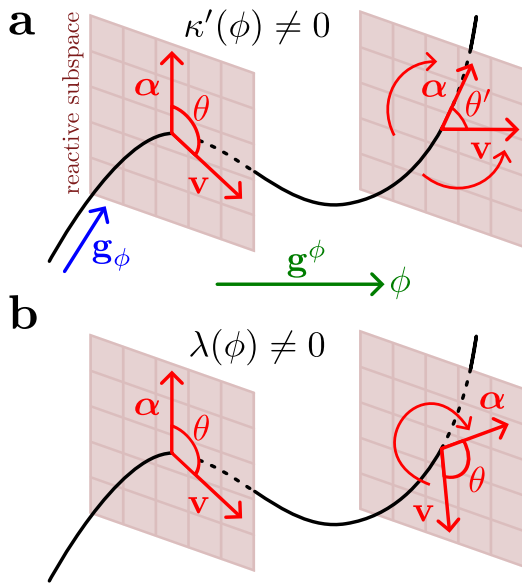


FIG. 4. Geometric origin of (a) integrable and (b) non-integrable interface terms in the effective chemical potential μ_{ex} in terms of changes in natural directions α and \mathbf{v} within chemical space. These quantities are all defined in (14), and in principle vary along the nullcline (black line) as ϕ changes.

quantities to make explicit the fact that the interface terms $\kappa(\phi)$ and $\lambda(\phi)$ arise from a contraction of geometric objects defined in the reactive subspace.

Note that $\kappa'(\phi) = \alpha \cdot \mathbf{v} + \alpha \cdot \mathbf{v}'$ is the symmetric counterpart to $\lambda(\phi)$. $\kappa'(\phi)$ measures the relative changes between α and \mathbf{g}_ϕ (e.g. the angle between them), whereas the antisymmetric $\lambda(\phi)$ measures their combined change as we move in the ϕ -direction (similar to a component of curl). For $m \geq 3$ this antisymmetric part can be interpreted as a rotation of reactive subspace as we move in the orthogonal ϕ -direction: this is formally a *torsion*. In Fig. 4 we illustrate the interpretations of $\kappa'(\phi)$ and $\lambda(\phi)$ as representing how these quantities deform within the reactive subspace (red quantities) as the nullcline (black line) is traversed.

We now wish to understand to what extent the dynamics implied by μ_{ex} can be mapped onto equilibrium physics.

C. Fully integrable limit: Model B

Let us suppose that the evolution equation with finite reaction speeds (9) can be written entirely in terms of integrable quantities. That is, we suppose we can write

$$\partial_t \phi = \nabla^2 \left(\frac{\delta F}{\delta \phi} \right), \quad (16)$$

with some free energy functional $F = F_\phi + F_{\text{ex}}$. We determined the bulk free energy functional F_ϕ previously in

(8), and F_{ex} represents an excess term correcting for interface effects. In this limit, the binodal can be straightforwardly determined from the Maxwell construction on the effective bulk free energy (8).

$\mu_{\text{ex}}(\phi)$ becomes integrable when $\lambda(\phi) = 0$, where the leading interface terms become

$$\mu_{\text{ex}} = \frac{\delta F_{\text{ex}}}{\delta \phi} = -\kappa(\phi) \nabla^2 \phi - \frac{\kappa'(\phi)}{2} |\nabla \phi|^2,$$

with functional

$$F_{\text{ex}}[\phi] = \int_V d\mathbf{r} \frac{\kappa(\phi)}{2} |\nabla \phi|^2. \quad (17)$$

It is straightforward to show that the $\lambda(\phi) |\nabla \phi|^2 / 2$ term cannot be written in terms of a free energy functional using arguments originating with Helmholtz [62]; see also Ref. [63] for an accessible introduction. $\lambda(\phi) = 0$ implies movements in the function space of $\phi(\mathbf{r})$ are conservative. Conversely, $\lambda(\phi) \neq 0$ implies circulation in this function space.

If we were to truncate the evolution equation (16) at $\mathcal{O}(\phi^3)$ in the bulk term μ_ϕ coming from (8) and at leading order in μ_{ex} coming from (17), then this becomes equivalent to the Cahn-Hilliard equation, or “Model B” in the nomenclature of Hohenberg and Halperin [42]. This equation is sufficient to describe phase separation of a conserved quantity, and so provides a suitable starting model for biological condensates. This would be the dynamical reformulation of the static picture commonly invoked to explain condensates as quasi-equilibrium systems [1, 2]. Moreover, Model B has been previously derived for specific toy models [61], extended here to the general case beyond $\mathcal{O}(\phi^3)$. In this limit the coarse-grained structure of the system is indistinguishable from that of an equilibrating system, so the oil-in-water/Ising paradigm is apt. The system is not necessarily headed towards microscopic equilibrium, as non-equilibrium driving forces may be built into \mathcal{R} underlying the coefficients $f(\phi)$ and $\kappa(\phi)$; however, such dissipative forces cannot be inferred from evolution of the order parameter alone and the system minimises an effective free energy.

D. Non-integrable generalisation: Active Model B

Now we consider the more general case where $\lambda(\phi) \neq 0$; this term has not been previously derived for a conserved reaction-diffusion model to the best of our knowledge. We decompose the interface contribution to the chemical potential as

$$\mu_{\text{ex}} = \frac{\delta F_{\text{ex}}}{\delta \phi} + \frac{\lambda(\phi)}{2} |\nabla \phi|^2 + \mathcal{O}(\nabla^4),$$

where $\lambda(\phi)$ is given in (14b). The evolution equation is now

$$\partial_t \phi = \nabla^2 \left(\frac{\delta F}{\delta \phi} + \frac{\lambda(\phi)}{2} |\nabla \phi|^2 \right) + \mathcal{O}(\nabla^6), \quad (18)$$

where the free energy $F = F_\phi + F_{\text{ex}}$ is the same as before in (16). Truncating the $\mu_\phi(\phi)$ term in the evolution equation at order ϕ^3 , and the interface terms $\kappa(\phi)$ and $\lambda(\phi)$ at leading order reduces (18) to so-called ‘‘Active Model B’’ [47, 48]. This model was introduced to describe the macroscopic behaviour of motile active systems, which generically feature dissipation (even in the steady-state) due to inherent driving. In our case, the chemical flux \mathcal{R} will generally describe non-equilibrium chemical dynamics unless it is finely tuned, so it is unsurprising that we can make a correspondence with active matter.

The position of the binodal in this case is more subtle than for the $\lambda(\phi) = 0$ case. It can be determined using the techniques of Refs. 44 and 64, by considering interfacial profiles with a planar symmetry and constructing an integrating factor.

Let us close by providing a more physical interpretation of $\lambda(\phi)$ in the specific context of reaction-diffusion. For small changes in ϕ the nullcline will be effectively a straight line, so we can ignore curvature within small regions of a phase boundary. For illustration purposes we consider an infinitesimal kink in $\rho \rightarrow \rho + \delta\rho$ from a small change $\phi \rightarrow \phi + \delta\phi$ across a phase boundary (e.g. around onset of phase separation) as sketched in Fig. 5(a). From (14b), we rewrite $\lambda(\phi) = -\mathbf{g}^\phi \mathbf{D} \delta\rho_{\text{ex}}$ where

$$\begin{aligned} \delta\rho_{\text{ex}} &\equiv \mathcal{L}^{-1} \mathbf{v}' - (\mathcal{L}^{-1})' \mathbf{v} \\ &= \lim_{\delta\phi \rightarrow 0} \frac{1}{\delta\phi} (\mathcal{L}^{-1}(\phi) \mathbf{v}(\phi + \delta\phi) - \mathcal{L}^{-1}(\phi + \delta\phi) \mathbf{v}(\phi)) \end{aligned} \quad (19)$$

is an excess concentration per magnitude of the kink $\delta\phi$. The vector $\mathbf{v} = \mathcal{L}(\mathcal{L}^{-1} \mathbf{D} \mathbf{g}_\phi)$ is the chemical flux in response to the kink in ϕ because $\rho_{\text{ex}} = \mathcal{L}^{-1} \mathbf{D} \mathbf{g}_\phi$ per unit $\nabla^2 \phi$ (we can ignore $|\nabla \phi|^2 \ll 1$ terms when $\delta\phi$ is small). Subsequent action with \mathcal{L}^{-1} maps this infinitesimal flux back onto an excess concentration ρ_{ex} . These two operations happen twice in (19), alternately interrupted by movement along \mathbf{g}_ϕ due to a gradient in ϕ ; the closed circuit in (19) then represents a novel reaction pathway made possible by an interface where diffusion explicitly couples to the reactions. Non-vanishing $\delta\rho_{\text{ex}} \neq 0$ indicates a net change along this emergent reaction pathway. We sketch the circuit in Fig. 5(b). Contracting $\delta\rho_{\text{ex}}$ with $\mathbf{g}^\phi \mathbf{D}$ to give $\lambda(\phi)$ (up to a minus sign) simply determines the effect this excess contribution has on transport of ϕ . We can rewrite $\lambda(\phi)$ as the antisymmetric operator⁷

$$\lambda(\phi) = \mathbf{g}^\phi \mathbf{D} \mathcal{L}^{-1} (\mathbf{D} \mathcal{L}^{-1} \mathcal{L}' - \mathcal{L}' \mathcal{L}^{-1} \mathbf{D}) \mathbf{g}_\phi.$$

The operator $\mathbf{D} \mathcal{L}^{-1} \mathcal{L}' - \mathcal{L}' \mathcal{L}^{-1} \mathbf{D}$ provides an alternative representation of the emergent reaction pathway.

⁷ We need to write $\mathbf{g}'_\phi = -\mathcal{L}^{-1} \mathcal{L}' \mathbf{g}_\phi$ from differentiating $\mathcal{L} \mathbf{g}_\phi = 0$, and similarly $\mathcal{L}(\mathcal{L}^{-1})' = \mathcal{P}'_{\text{ex}} - \mathcal{L}' \mathcal{L}^{-1}$ from differentiating $\mathcal{L} \mathcal{L}^{-1} = \mathcal{P}_{\text{ex}}$. Finally, a term involving $\mathcal{L}^{-1} \mathcal{P}'_{\text{ex}}$ vanishes as can be seen from consideration of $(\mathcal{L}^{-1})' = (\mathcal{L}^{-1} \mathcal{P}_{\text{ex}})'$.

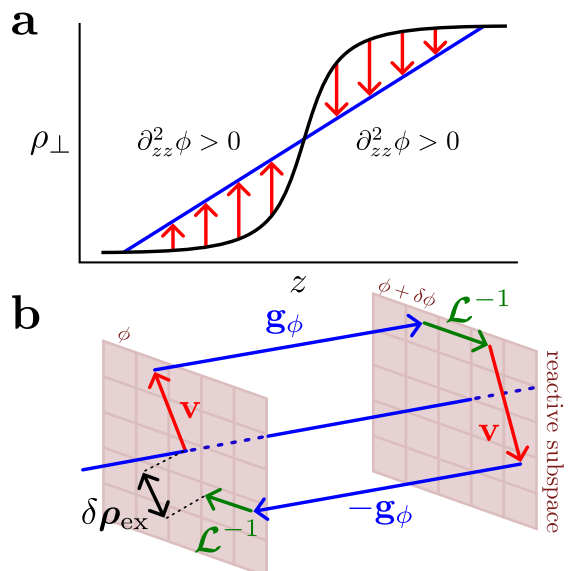


FIG. 5. (a) Kink in $\phi \rightarrow \delta\phi$ along the z direction results in deviations of some perpendicular component ρ_\perp (black line) away from the nullcline (blue line) which is a straight line for small enough $\delta\phi$. The chemical flux vectors (red arrows) attempt to restore the perpendicular component back to the nullcline (but these may be balanced by diffusive currents). (b) Sketch of non-reciprocal reaction pathway in chemical space. The straight nullcline along which the kink in $\delta\phi$ occurs is shown penetrating adjacent reactive subspaces. Non-reciprocal reaction pathway is overlaid (thick arrowed lines). Application of the first \mathcal{L}^{-1} determines the change in excess density ρ_{ex} at $\phi + \delta\phi$ from action of the chemical flux. The second $\delta\mathcal{R}$ is the chemical flux in response to this excess density.

E. Section summary

We have derived the limiting field theory valid for finite reaction rates. We see the emergence of interface terms involving gradients of the order parameter ϕ . This includes an integrable square-gradient correction to the free energy, with ϕ -dependent coefficient $\kappa(\phi)$, as well as a square-gradient correction to the chemical potential with coefficient $(\lambda(\phi) - \kappa'(\phi))/2$.

The nonintegrable contribution from $\lambda(\phi)$ indicates the system is path-dependent, which can be interpreted in multiple equivalent ways:

- *Thermodynamically* indicating violation of a variational principle i.e. explicit dissipation.
- *Functionally* as circulation in ϕ 's function space.
- *Geometrically* emerging from torsion in the reactive subspace: specifically from rotations of the natural directions α and \mathbf{v} defined in (14b).
- *Chemically* as a novel reaction pathway emerging at phase boundaries.

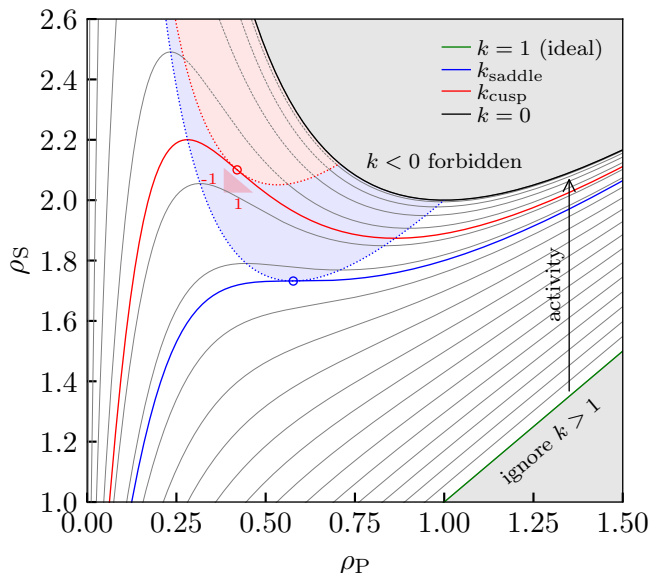


FIG. 6. Nullclines (lines) and phase behaviour (shaded regions) for a two-component toy model of cell polarisation (given in (20)) with a single model parameter $k \in [0, 1]$. In the blue region where $k < k_{\text{saddle}}$ the system *may* be linearly unstable to phase separation, though the exact position of the spinodal lines depends on the diffusion coefficients; the borders of this region (blue dotted) form the spinodal lines in the limit $D_P/D_S \rightarrow 0$. For $k < k_{\text{cusp}}$ the dynamics around the nullcline becomes locally bistable in the reentrant region (red shaded area); outside of this region and/or for $k > k_{\text{cusp}}$ the chemical flux is monostable.

As established in section III, the nonlinear terms in the bulk free energy are themselves dissipative. It is clear that dissipation can manifest in multiple ways, only some of which are visibly path-dependent in the spatio-temporal regime where we can project the system's high-dimensional dynamics onto a single order parameter ϕ . In other words, the true thermodynamics is obscured by coarse-graining. As such, integrable terms in the effective free energy are ambiguous: from a top-down perspective, we cannot say whether they are passive or not. The $\lambda(\phi)$ term captures the leading path-dependent behaviour, and is *necessarily* dissipative.

Strictly speaking our analysis is only applicable around the onset of phase separation where the homogeneous solution (along the nullcline) remains a good reference state. However, this theory trivially generalises to more arbitrary reference contours, demonstrating that the resulting field theory (18) remains valid beyond onset (albeit with more complicated coefficients) and approaching the steady-state. We relocate this generalisation to Appendix E to keep our main argument focused on the nullcline.

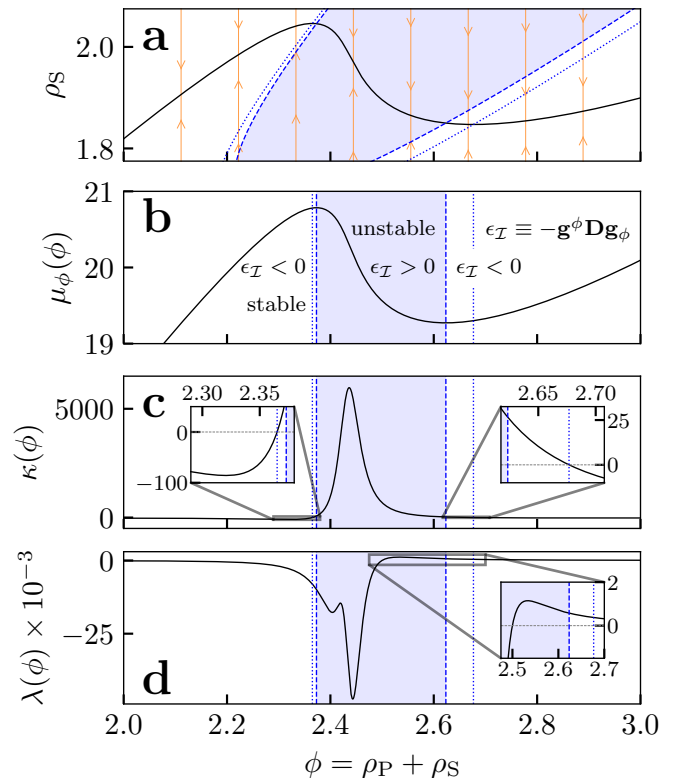


FIG. 7. Parameters for the limiting scalar field theory for the two-component cell polarisation model introduced in Fig. 6 (and given in (20)) with parameters $k = 0.07$, $D_P = 1$ and $D_S = 10$. (a) Phase diagram showing regions of stable homogeneous solutions (white fill), phase coexistence region (blue fill) and the spinodal (dashed line). We also show the limiting spinodal (dotted line) where the coexisting region reaches a maximum area in the limit $D_P/D_S \rightarrow 0$. The chemical flux pushes the system towards the nullcline (orange lines). (b) Effective chemical potential along the nullcline has a cubic shape justifying a ϕ^4 model. Also shown are the coefficients of (c) integrable $\kappa(\phi)$ and (d) non-integrable $\lambda(\phi)$ interface corrections to the effective chemical potential along the nullcline. Note that $\kappa(\phi)$ is positive in the phase-coexisting domain, and negative where only homogeneous phases are possible (insets). By contrast, $\lambda(\phi)$ can have either sign in each domain.

V. WORKED EXAMPLE: CELL POLARISATION

At this stage it is instructive to work through a specific example to illustrate how one performs calculations within our differential geometric framework. We omit the final coefficients if they involve long algebraic expressions.

We adapt a two-component ($m = 2$) model for cell polarisation from Mori *et al.* [21]. This models the nonlinear catalysis of a substrate S into a product P monomer. We write $\boldsymbol{\rho} = (\rho_P, \rho_S)^\top$, and the process is $S \rightleftharpoons P$ with chemical flux

$$\mathcal{R} = \left[\left(k + (1-k) \frac{\rho_P^2}{1 + \rho_P^2} \right) \rho_S - \rho_P \right] \begin{pmatrix} 1 \\ -1 \end{pmatrix} \quad (20)$$

where $k \in [0, 1]$. This is the same as the chemical flux used in Ref. 21, except we have a $(1 - k)$ prefactor for the second term⁸. In addition to simplifying resulting analytical expressions, the $(1 - k)$ prefactor allows us to recover an ideal limit when $k = 1$ and the nullcline becomes completely linear⁹. This limit is not necessarily microscopically in equilibrium, but it is indistinguishable from a passive ideal gas in its macroscopic evolution equation. Decreasing the parameter k from unity (loosely) increases the chemical affinity biasing the catalysis of $S \rightarrow P$. The conservation law for (20) is $\phi = \rho_S + \rho_P$ in the direction of $\mathbf{g}^\phi = (1, 1)^\top$.

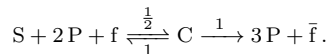
In Fig. 6 we sketch the nullclines for (20) vs the k parameter overlaid by the phase diagram. The nullclines are found by solving $\mathcal{R}(\rho_\phi) = 0$, giving

$$\hat{\rho}_S = \frac{1 + \hat{\rho}_P^2}{k + \hat{\rho}_P^2} \hat{\rho}_P$$

where hats $(\hat{\cdot})$ indicate the quantity is evaluated on the nullcline so $\rho_\phi = (\hat{\rho}_S, \hat{\rho}_P)^\top$. Varying the parameter k , there are three regions corresponding to the distinct nullcline geometries sketched in Fig. 1. Defining $k_{\text{saddle}} = 1/9$ (nullcline sketched with blue line in Fig. 6) and $k_{\text{cusp}} = 1/17$ (red line), these regions are:

1. $k > k_{\text{saddle}}$: the nullcline is monotonic and the system is homogeneously stable.
2. $k_{\text{cusp}} < k < k_{\text{saddle}}$: the nullcline is regressive, possessing a region where $\frac{d\hat{\rho}_S}{d\hat{\rho}_P} \leq 0$ (blue shaded region in Fig. 6). The chemical dynamics around the nullcline in this region remain monostable, but the system can phase separate when the inequality (7) is satisfied. The blue region shaded in Fig. 6 represents the *maximum* boundaries of the spinodal (achieved in the limit $D_P/D_S \rightarrow 0$), whereas the realised spinodal depends on the coefficients of \mathbf{D} . The nullcline necessarily has an inflection point.

⁸ This model emerges from coarse-graining a five-component model which additionally contains: a fuel monomer f , depleted fuel \bar{f} and an intermediate complex *complex*. These react in the following main pathway:



The difference in chemical potential between f and \bar{f} makes the second step irreversible. This reaction pathway is sustained by additional chemostating steps $f \xrightleftharpoons[\infty]{} \bar{f}$ (so fuel concentrations are constant) and $S \xrightleftharpoons[\frac{k}{1}]{} P$. Eliminating the concentrations of f , \bar{f} and C (via an adiabatic approximation) leads to the stated model.

⁹ In the previous footnote we introduced k as a rate of chemostating, so $k = 1$ implies there is no chemical potential difference between S and P . This would *seem* to be an equilibrating system from the top-down perspective of the field theory. However, the underlying system is still driven as it contains an irreversible step converting $f \rightarrow \bar{f}$.

3. $k < k_{\text{cusp}}$: the nullcline develops a reentrant region where $\frac{d\hat{\rho}_S}{d\hat{\rho}_P} \leq -1$ (red shaded region in Fig. 6). The chemical dynamics around the nullcline are locally bistable inside this region, and monostable everywhere else. The nullcline ceases to be a good reference geometry in the bistable region making it pathological within our framework; outside of the bistable region our framework still applies.

To evaluate the coefficients appearing in our active field theory we need the tangent vectors and the linear expansion of the chemical flux. The tangent vector is determined by taking the gradient of ρ_ϕ in chemical space, giving

$$\mathbf{g}_\phi = \frac{1}{G} \left(1, \frac{k + (3k - 1)\hat{\rho}_P^2 + \hat{\rho}_P^4}{(k + \hat{\rho}_P^2)^2} \right)^\top$$

with normalisation constant G ensuring $\mathbf{g}^\phi \mathbf{g}_\phi = 1$. The reactive subspace then occurs along the line $\mathbf{g}_\omega \propto (1, -1)^\top$ which are the level sets of ϕ , with $\rho_{\text{ex}} = \omega \mathbf{g}_\omega = 0$ on the nullcline. The linear chemical flux about the nullcline is $\mathcal{L} \rho_{\text{ex}}$ where

$$\mathcal{L} = \sigma \mathcal{P}_{\text{ex}} = \sigma (\mathbf{I} - \mathbf{g}_\phi \otimes \mathbf{g}^\phi),$$

with the eigenvalue σ obtained from diagonalising $\nabla_{\mathcal{C}} \mathcal{R}$ at points along the nullcline:

$$\sigma = -2 + \frac{3 - k}{1 + \hat{\rho}_P^2} - \frac{2k}{k + \hat{\rho}_P^2}.$$

Its inverse within the reactive subspace is simply

$$\mathcal{L}^{-1} = \frac{\mathcal{P}_{\text{ex}}}{\sigma} = \frac{1}{\sigma} (\mathbf{I} - \mathbf{g}_\phi \otimes \mathbf{g}^\phi).$$

We will initially concentrate on the case $k > k_{\text{cusp}}$ where the nullcline is homogeneously stable, i.e. $\sigma < 0$ everywhere. We will return to consider the case $k < k_{\text{cusp}}$ at the end of this section.

We illustrate parameters of the field theory in regions where the nullcline is regressive but not reentrant in Fig. 7. The bulk part of the effective chemical potential (8a) is

$$\mu_\phi = \mathbf{g}^\phi \mathbf{D} \rho_\phi = D_S \frac{1 + \hat{\rho}_P^2}{k + \hat{\rho}_P^2} \hat{\rho}_P + D_P \hat{\rho}_P.$$

Changing variables from $\hat{\rho}_P$ to density ϕ and expanding to cubic order in $(\phi - \phi_0)$ where $\phi_0 = \phi(t = 0)$ is the initial condition gives the familiar Ginzburg-Landau chemical potential (8a). We sketch the chemical potential in Fig. 7(b) which has the characteristic cubic form of ϕ^4 theory; this chemical potential is a simple transformation of the cubic shape of the nullcline in Fig. 7(a). The integrable (“passive”) interface correction is

$$\begin{aligned} \kappa(\phi) &= \mathbf{g}^\phi \mathbf{D} \mathcal{L}^{-1} \mathbf{D} \mathbf{g}_\phi, \\ &= \frac{k + (3k - 1)\hat{\rho}_P^2 + \hat{\rho}_P^4}{(1 + \hat{\rho}_P^2)^2} \frac{(D_S - D_P)^2}{\sigma^3}. \end{aligned}$$

For comparison with Active Model B ((2) with $\zeta = 0$), we would only retain the leading (constant) contribution to $\kappa(\phi)$ at an initial reference state so $\kappa'(\phi) = 0$. The non-integrable term $\lambda(\phi)$ is obtainable in the same way, but we omit its more complicated expression. We sketch these interface terms in Fig. 7(c-d). We find that $\kappa(\phi) > 0$ inside the region where the system is linearly unstable towards phase separation (which is consistent with Model B dynamics), and $\kappa(\phi) < 0$ in the stable regions. There do not appear to be any constraints on the sign of $\lambda(\phi)$. As $k \rightarrow 1$ in the ideal case, we find $\lambda \rightarrow 0$ as expected. This case cannot be distinguished from an equilibrating ideal gas from the top-down reaction-diffusion equation (1) alone; a bottom-up approach would be needed to determine whether there is dissipation.

Finally, let us consider briefly the case $k < 1/17$ where the nullcline becomes reentrant. In this case there are two stable branches terminating in singular turning points which are joined by an unstable branch. Our theory remains valid along the stable branches far from the turning points, where the dynamics is uninteresting (i.e. stable). We sketch this geometry for a particular value of k in Fig. 8(a). The dynamics approaching the turning points (or between them) is pathological within our theory, as we have only retained linear terms in the chemical flux. We can nonetheless analytically continue our parameters to see how they behave approaching the pathological regime. We sketch the bulk and interface terms in the effective chemical potential in Fig. 8(b-d). Curiously, we find that the interface terms asymptote to $\pm\infty$ as the turning points are approached from the stable branches; this is simply a consequence of the eigenvalue of \mathcal{L} vanishing at the turning point, and so its inverse will diverge at these points. The interface terms change signs for their analytical continuation into the unstable branch, asymptoting to $\mp\infty$ at the turning points. This singular behaviour illustrates the breakdown of our theory for reentrant nullclines, indicating a breakdown of our asymptotic series solution.

VI. INTERLUDE: NON-LOCALITY IS REQUIRED FOR A ζ -TERM TO EMERGE

A. Circulating currents require non-locality

So far we have shown how Active Model B for a scalar order parameter field emerges from a many-component system obeying a single conservation law. However, our limiting field theory (18) does not currently contain the enigmatic ζ term conjectured in AmB+ [43, 44]. As a first step, we identify the *geometric* mechanism that gives rise to a ζ term, and then work backwards to relax our physical assumptions.

For a single conserved order parameter, the limiting field theory can be written as the continuity equation $\partial_t \phi = -\nabla \cdot \mathbf{J}$ with current

$$\mathbf{J} = -\mathbf{g}^\phi \mathbf{D} \nabla \rho = -(\mathbf{g}^\phi \mathbf{D} \mathbf{g}_i) \nabla x^i.$$

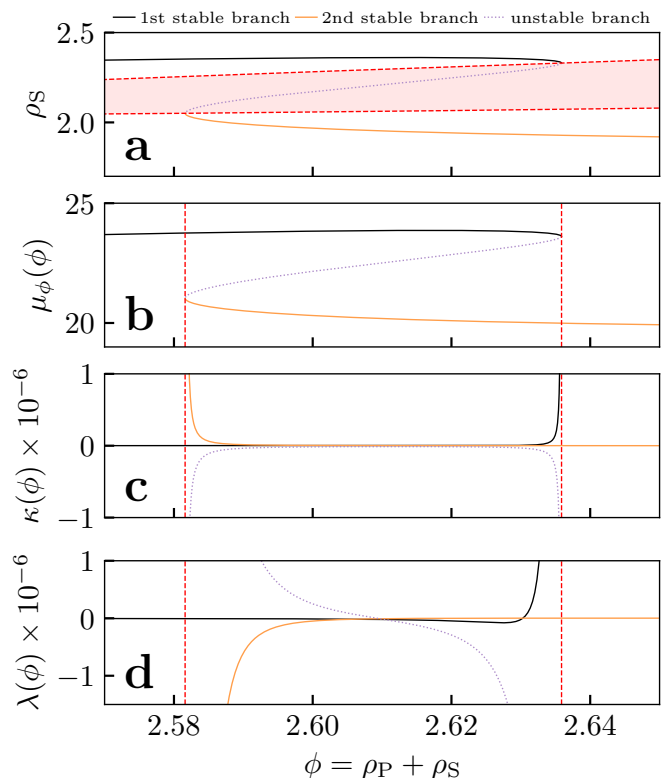


FIG. 8. Parameters for our limiting scalar field theory with $D_P = 1$, $D_S = 10$ and $k = 0.05$ for the cell polarisation model specified by (20); this value of k is within the regime where the nullcline becomes reentrant. This parameterisation is valid along the stable branches (solid lines) up to the turning points, and invalid along the unstable branch but can be analytically continued there (dotted purple lines) (a) Chemical dynamics around a reentrant nullcline (lines) is locally bistable (red region). (b) Effective chemical potential along the nullcline can be analytically continued in straightforwardly. The coefficients of (c) integrable $\kappa(\phi)$ and (d) non-integrable $\lambda(\phi)$ interface corrections to the effective chemical potential along the stable branches of the nullcline asymptote to $+\infty$ and $\pm\infty$ respectively at the turning points. Curiously, analytic continuation of $\kappa(\phi)$ into the unstable branch is *negative*, and asymptotes to $-\infty$ at the turning points.

Here the index i sums over both conserved (ϕ) and non-conserved (ω) quantities. As \mathbf{g}^ϕ and \mathbf{D} are constant tensors, the current is conservative with $\mathbf{J} = -\nabla \mu$ and $\mu = \mathbf{g}^\phi \mathbf{D} \rho$ so long as the ρ is a *local* function of the chemical coordinates \mathbf{x} . This entails that the contour integral

$$\rho = \int_C d\rho = \int_C dx^i \mathbf{g}_i$$

is independent of the path C taken, i.e. that \mathbf{x} forms a proper coordinate scheme. As soon as ρ becomes a non-local function of \mathbf{x} , this path-independence breaks and the current becomes non-conservative. Non-locality is built into the ζ -term in AmB+ (2), which was demonstrated by Tjhung *et al.* [44] via Helmholtz decomposi-

tion.

How do we break the path-dependence in the contour integral for $\boldsymbol{\rho}$ making it non-local? So far, we have assumed that \mathbf{x} are genuine coordinates, and so $\boldsymbol{\rho}$ is independent of the path taken in terms of these coordinates. If we relax this assumption, then closed contours in \mathbf{x} do not necessarily return us to our starting $\boldsymbol{\rho}$. Suppose we make C into a closed contour enclosing the surface S , we write this as

$$\Delta\rho_{\partial S} = \oint_C dx^i \mathbf{g}_i = \iint_S dx^i \wedge dx^j \mathbf{g}_{[i,j]} \quad (21)$$

where $\mathbf{g}_{[i,j]} = (\mathbf{g}_{i,j} - \mathbf{g}_{j,i})/2$. In the second step we applied Stokes' theorem and used the fact that the surface element $dx^i \wedge dx^j$ is antisymmetric in i and j . If $\boldsymbol{\rho}$ is path-independent (and local) then this should always be zero, implying that $\mathbf{g}_{i,j} = \mathbf{g}_{j,i}$. Relaxing this requirement $\mathbf{g}_{[i,j]} \neq 0$, introduces path-dependence to $\boldsymbol{\rho}$ indicating *torsion* in our tangent vectors.

The leading circulating correction to the current $\mathbf{J} = -\nabla\mu + \mathbf{J}_o$ becomes

$$\mathbf{J}_o - \frac{\mathbf{g}^\phi \mathbf{D} \hat{\mathbf{g}}_{[i,j]}}{2} x^j \nabla x^i + \mathcal{O}(x^2).$$

If we assume that the reactive modes are still $\mathcal{O}(\nabla^2)$, then the leading-order contribution to this current will be

$$\mathbf{J}_o = -\frac{\mathbf{g}^\phi \mathbf{D} \hat{\mathbf{g}}_{[\phi,i]}}{2} (\omega^i \nabla \phi - \phi \nabla \omega^i) + \mathcal{O}(x^2, \nabla^4).$$

For illustration purposes, let us suppose that there is only one index χ where $\mathbf{g}_{[\phi,\chi]} \neq 0$ and that $\omega^\chi = -C \nabla^2 \phi$ at leading order following adiabatic elimination. Then

$$\begin{aligned} \mathbf{J}_o &= \frac{\zeta}{2} ((\nabla^2 \phi) \nabla \phi - \phi \nabla (\nabla^2 \phi)) + \mathcal{O}(x^2, \nabla^4), \\ &= \zeta (\nabla^2 \phi) \nabla \phi - \frac{\zeta}{2} \nabla (\phi \nabla^2 \phi) + \mathcal{O}(x^2, \nabla^4) \end{aligned}$$

where $\zeta = \mathbf{g}^\phi \mathbf{D} \hat{\mathbf{g}}_{[\phi,\chi]} C$. The first term is exactly the circulating term conjectured in AmB+ [43, 44]. We have inadvertently picked up an additional conservative term that can be absorbed into a redefinition of the effective chemical potential. Higher-order path-dependent expansions of the tangent vectors would in principle lead to a whole second hierarchy of non-integrable terms, and a density-dependent $\zeta(\phi)$.

The analysis above establishes that torsion in chemical space leads to a non-conservative currents like that implied by ζ term in AmB+. However, this point-wise description is not a convenient way to represent non-local behaviour. Alternatively, a *functional* formulation of the reference geometry provides a more natural way of expressing non-local contributions.

B. A functional reformulation of the limiting field theory

In section IV B we formulated the adiabatic solution via setting $\partial_t \boldsymbol{\rho}_{\text{ex}} = 0$. We rewrite the adiabatic equation (11) here as

$$\mathcal{R} + \mathcal{P}_{\text{ex}} \mathbf{D} \nabla^2 \boldsymbol{\rho} = 0,$$

i.e. without introducing a reference concentration $\boldsymbol{\rho}_\phi$. Instead, we consider the perturbation $\boldsymbol{\rho} \rightarrow \boldsymbol{\rho} + \delta\phi \mathbf{h}_\phi$ in the limit $\delta\phi \rightarrow 0$ and demand that this condition is unchanged from perturbations along \mathbf{h}_ϕ (i.e. marginal stability). This defines \mathbf{h}_ϕ as an *effective* tangent vector generalising the point-wise tangent \mathbf{g}_ϕ of the nullcline. Considering this perturbation we find

$$(\mathcal{L} + \mathcal{P}_{\text{ex}} \mathbf{D} \nabla^2) \mathbf{h}_\phi = -(\mathcal{P}'_{\text{ex}} \mathbf{h}_\phi) \mathbf{D} \nabla^2 \boldsymbol{\rho},$$

but $\mathcal{L}^{-1} \mathcal{P}'_{\text{ex}} = 0$ so this reduces to the homogeneous screened Poisson equation

$$(\mathcal{P}_{\text{ex}} + \mathcal{L}^{-1} \mathbf{D} \nabla^2) \mathbf{h}_\phi = 0.$$

Hence, \mathbf{h}_ϕ is the homogeneous solution (the right zero eigenvector) of operator $\mathcal{P}_{\text{ex}} + \mathcal{L}^{-1} \mathbf{D} \nabla^2$, generalising the definition of \mathbf{g}_ϕ (which was the right zero eigenvector of \mathcal{L} for our initial nullcline formulation). Constraining $\mathbf{g}^\phi \mathbf{h}_\phi = 1$, the solution is

$$\mathbf{h}_\phi = (\mathbf{I} + \mathcal{L}^{-1} \mathbf{D} \nabla^2)^{-1} \mathbf{g}_\phi = \sum_{n=0}^{\infty} (-\mathcal{L}^{-1} \mathbf{D} \nabla^2)^n \mathbf{g}_\phi$$

and the geometric series in the second step is valid when spatial variation is small. Strictly speaking \mathcal{L} must be evaluated at the instantaneous configuration $\boldsymbol{\rho}$, which will be challenging in general. However, this can be approximated along a reference contour in general as we did previously; the nullcline is a convenient reference geometry for this purpose. In much the same way as we defined \mathbf{g}^ϕ and \mathbf{g}_ϕ as the dual zero eigenmodes of \mathcal{L} , we could obtain the dual of \mathbf{h}_ϕ as the left zero eigenvector of $\mathcal{L} + \mathbf{D} \nabla^2$

$$\mathbf{h}^\phi(\cdot) \equiv \frac{1}{V} \int_V d\mathbf{r} \mathbf{g}^\phi(\cdot)$$

which is a one-form operation. This operator calculates the average change in ϕ from a spatially-varying chemical field across the system volume V . It is easily verified that $\mathbf{h}^\phi \mathbf{h}_\phi = 1$, and that $\mathbf{h}^\phi \boldsymbol{\rho} = \langle \phi \rangle$ is the spatial average of the order parameter field.

Constraining the evolution of $\boldsymbol{\rho}$ to be only along the effective tangent vector \mathbf{h}_ϕ will ensure that the reactive modes always remain in their steady-state¹⁰. We can use

¹⁰ This is true assuming the initial condition satisfies $\partial_t \boldsymbol{\rho}_{\text{ex}} = 0$. This is guaranteed if the system is initialised in a homogeneous state at a point along the nullcline.

it as such by setting $\nabla\rho = \mathbf{h}_\phi \otimes \nabla\phi$. The limiting field theory becomes

$$\partial_t\phi = \nabla \cdot (\mathbf{g}^\phi \mathbf{D} \mathbf{h}_\phi \nabla\phi).$$

Decomposing $\mathbf{h}_\phi = \mathbf{g}_\phi - \mathbf{h}_{\text{ex}}$ so that \mathbf{h}_{ex} captures the functional terms, we find

$$\begin{aligned} \mathbf{g}^\phi \mathbf{D} \mathbf{h}_{\text{ex}} &= -\mathbf{g}^\phi \mathbf{D} \sum_{n=1}^{\infty} [-\mathcal{L}^{-1} \mathbf{D} \nabla^2]^n \mathbf{g}_\phi \\ &= \mathbf{g}^\phi \mathbf{D} \mathcal{L}^{-1} \mathbf{D} (\mathbf{g}'_\phi \nabla^2 \phi + \mathbf{g}''_\phi |\nabla\phi|^2) + \mathcal{O}(\nabla^4) \\ &= \zeta(\phi) \nabla^2 \phi + \frac{\zeta'(\phi) - \eta(\phi)}{2} |\nabla\phi|^2 + \mathcal{O}(\nabla^4), \end{aligned} \quad (22a)$$

introducing coefficients

$$\zeta(\phi) = \alpha \mathbf{v}' \quad \text{and} \quad \eta(\phi) = \alpha' \mathbf{v}' - \alpha \mathbf{v}'' \quad (22b)$$

to capture the leading functional behaviour in the last line. The quantities α and \mathbf{v} were defined in (15). These new coefficients are entirely analogous to the $\kappa(\phi)$ and $\lambda(\phi)$ coefficients appearing in (14b). These coefficients can be understood geometrically in much the same way as we sketched in Fig. 4 and Fig. 5. We note that $\zeta(\phi) = (\kappa'(\phi) - \lambda(\phi))/2$ which was the previous coefficient of the $|\nabla\phi|^2$ term in the previous formulation (18). Far from being non-integrable, the $\zeta(\phi)$ term is actually geometrically analogous to the integrable $\kappa(\phi)$ term. This suggests rewriting the evolution equation in terms of a new functional.

We see that the leading point-wise contribution \mathbf{g}_ϕ in \mathbf{h}_ϕ reproduces the point-wise bulk term $\epsilon_{\mathcal{I}}(\phi) = \mathbf{g}^\phi \mathbf{D} \mathbf{g}_\phi(\phi)$ which plays the same role for bulk instability as when it was first introduced in (7). The remaining terms incorporate the interface corrections. We can write this reformulated field theory as

$$\partial_t\phi = \nabla \cdot \left(\left[\frac{\delta G}{\delta\phi} + \frac{\eta(\phi)}{2} |\nabla\phi|^2 \right] \nabla\phi \right) + \mathcal{O}(\nabla^6), \quad (23a)$$

where we have introduced another functional

$$G[\phi] = \int \mathbf{d}\mathbf{r} \left(\mu_\phi(\phi) + \frac{\zeta(\phi)}{2} |\nabla\phi|^2 \right) \quad (23b)$$

so that $\mu'_\phi = \epsilon_{\mathcal{I}}$ governs the bulk behavior. The relationship between $\zeta(\phi)$ and $\eta(\phi)$ is identical to that between $\kappa(\phi)$ and $\lambda(\phi)$. This field theory with $\eta(\phi) = 0$ is *Active Model B+* without the Active Model B interface terms. From the perspective of point-wise functions the $\zeta(\phi)$ term is torsional in line with the argument of the previous section, however in function space it becomes integrable; only the $\eta(\phi)$ term is truly non-integrable/torsional.

The formal correspondence between the two formulations (23) and (18) is unclear, but on physical grounds they must yield the same long-time result for a sufficiently accurate guess of the contour entering (E2). Only

the bulk terms are unambiguously identical as can be seen by writing

$$\nabla\mu_\phi = \nabla \left(\frac{\delta}{\delta\phi} \int \mathbf{d}\mathbf{r} f \right) = \left(\frac{\delta}{\delta\phi} \int \mathbf{d}\mathbf{r} \mu_\phi \right) \nabla\phi,$$

recalling that the effective bulk free energy satisfies $f'(\phi) = \mu_\phi(\phi)$. For comparison of the complete solution, we take the gradient of ρ in (12) to find

$$\begin{aligned} \nabla\rho &= \nabla \left[(\mathbf{I} + \mathcal{L}^{-1} \mathbf{D} \nabla^2)^{-1} \rho_\phi \right] \\ &= (\mathbf{I} + \mathcal{L}^{-1} \mathbf{D} \nabla^2)^{-1} (\mathbf{f}_\phi \otimes \nabla\phi) \end{aligned}$$

with $\mathbf{f}_\phi \equiv \mathbf{g}_\phi - (\mathcal{L}^{-1} \mathbf{D})' \nabla^2 \rho$, using $\nabla \mathbf{M}^{-1} = -\mathbf{M}^{-1} (\nabla \mathbf{M}) \mathbf{M}^{-1}$ with $\mathbf{M} = \mathbf{I} + \mathcal{L}^{-1} \mathbf{D} \nabla^2$. For an arbitrary profile $\phi(\mathbf{r})$ this will *not* equal $\mathbf{h}_\phi \otimes \nabla\phi$ in general, however approaching the steady-state $\phi(\mathbf{r})$ is no longer arbitrary and so the differences between these two formulations must vanish because they ultimately both solve (11). Equating $\mathbf{h}_\phi \otimes \nabla\phi$ and $\nabla\mu$, and inserting the explicit definitions of the coefficients from (14b) and (22b), this implies vanishing of

$$\alpha \mathbf{v} \nabla^2 \nabla\phi + \alpha \mathbf{v}' \nabla |\nabla\phi|^2 + \alpha' \mathbf{v} \nabla^2 \phi \nabla\phi + \alpha' \mathbf{v}' |\nabla\phi|^2 \nabla\phi$$

at leading order. We leave full exploration of this formal correspondence to future investigations.

C. Section summary

In this section we have shown that the elusive $\zeta(\phi)$ term of AmB+ necessitates a non-local description. Moreover, we have presented an alternative reformulation to our previously obtained field theory (Active Model B (18) at $\mathcal{O}(\nabla^4)$) in such a way that the entire theory is expressible as $\partial_t\phi = -\nabla \cdot \mathbf{J}_\phi$ with a circulating current \mathbf{J}_ϕ that includes a $\zeta(\phi)$ term as well as a new non-integrable $\eta(\phi)$ term; these new terms are analogous in form to the previous interface terms $\kappa(\phi)$ and $\lambda(\phi)$ from our original theory. However, in this reformulation we lose the other terms $\kappa(\phi)$ and $\lambda(\phi)$ from our previous field theory

So far it seems we must choose between a theory with $\kappa(\phi)$ and $\lambda(\phi)$ or one with $\zeta(\phi)$ and $\eta(\phi)$. However, Tjhung *et al.* showed that both non-zero $\lambda(\phi)$ and $\zeta(\phi)$ were required for stable patterns when employing constant κ , so we do not yet have a theory for pattern formation (beyond bulk phase separation). Which theory we choose thus far seems to be one purely of representation. To understand the pattern-forming region of phase space better, we will next concentrate on models known to form patterns and address pathological limits of our present theory.

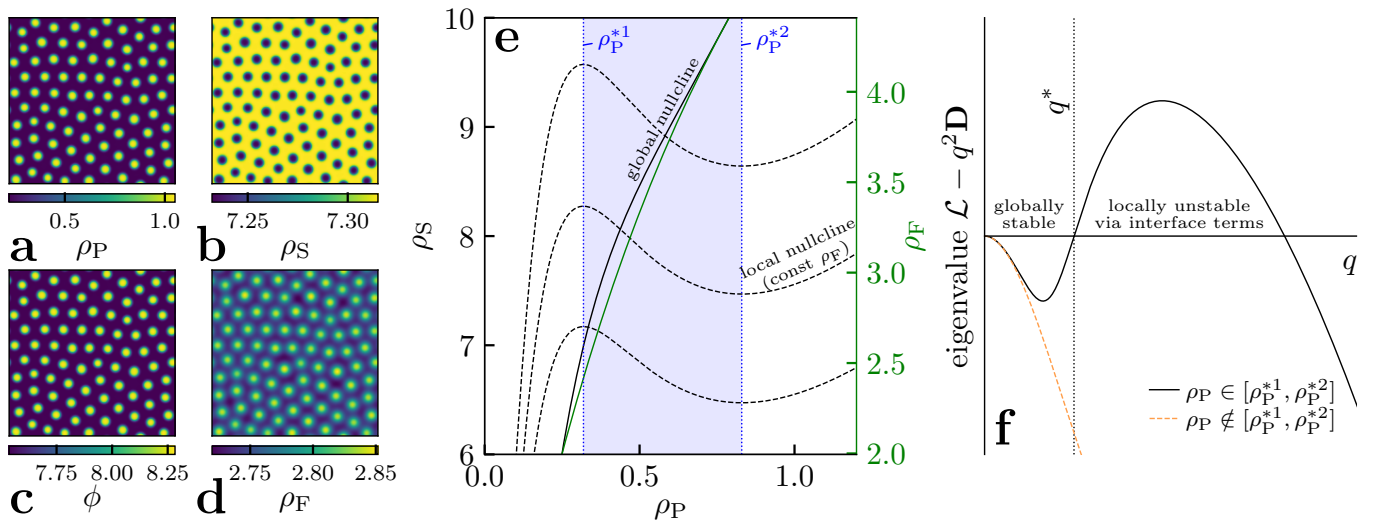


FIG. 9. A three-component uniformly conserved pattern-forming system defined in (24) with parameters $\psi = 10, k = 0.07, D_P = 1, D_S = 10$ and $D_F = 1000$. (a-d) Stable patterns obtained from numerical simulation on a 256×256 grid (with unit grid spacing). The components $(\rho_P, \rho_S) \in \mathcal{I}$ and $\phi = \rho_P + \rho_S$ mostly vary across the interface, while the fast-diffusing $\rho_F \in \mathcal{W}$ component varies over a larger length-scale generating the pattern's wavelength. (e) Monotonic nullcline is seen globally (solid lines) but the (ρ_P, ρ_S) components manifest a regressive nullcline (dashed lines) locally at constant ρ_F . These regressive nullclines are identical to Fig. 7 up to an overall scaling factor, so the region of instability $[\rho_P^*1, \rho_P^*2]$ (blue region) is independent of ρ_F . (f) The two nullclines generate distinct behaviour at small $q < q^*$ (stable from monotonic nullcline) vs large $q > q^*$ (unstable from regressive constrained nullcline) inside the unstable region.

VII. LIMITING FIELD THEORY FOR PATTERN FORMATION

A. Pattern-forming systems with conservation laws

Below we introduce two archetypal models for pattern-formation with conservation laws. These are characterised by strong heterogeneities producing distinct physics at different length-scales. From reviewing the recent literature on pattern-formation in conserved systems, we can identify two archetypal systems with the desired features [65–68]:

1. *Uniformly conserved systems* where the conservation law applies identically across every length-scale [65–67]. A simple way to create this system is to take a normal chemical flux with a conservation law only applied to a subset of “slow” components, and then make the remaining non-conserved components diffuse much more rapidly. The dynamics of the slower species generate the interface by the mechanism we deduced in section IV, whereas the rapidly diffusing species vary over a much longer length-scale allowing for emergence of the pattern's characteristic wavelength. The dynamics of the rapidly diffusing species appears non-local at the fine-grained level of the interface.
2. *Globally conserved systems* where the conservation law does not apply locally. This system is achieved by making the chemical flux depend only weakly

on a subset of species [68]. At short length-scales the interface dynamics is restricted to a subset of species which are not independently conserved so that the conservation law is seemingly violated; the conservation law is only restored globally at longer length-scales.

These systems are in some sense each other's dual. Hybrid systems are of course possible, but we focus on these as they represent two extremes. We will show how these can be described within the same basic framework.

The basic feature shared by these models is that chemical components may vary on separate length-scales, with the conservation law applying differently at each length-scale. This separation of scales effectively partitions their chemical space $\mathcal{C} = \mathcal{I} \oplus \mathcal{W}$ into components which vary on short (\mathcal{I} for interface) and large (\mathcal{W} for wavelength) length-scales. This partitioning is natural for pattern-forming systems which generically feature multiple length-scales (for the interface width and the wavelength at the very least) for all but the most trivial patterns involving trigonometric functions.

Before advancing the analysis we will make the phenomenology more concrete with example pattern-forming systems. In our direct numerical simulations we use an Euler forward scheme with a second-order finite difference stencil. We initialise the system at a small random perturbation from a homogeneous state along the nullcline, and then simulate it until it reaches its steady-state. We run the simulation for approximately an order of magnitude longer than the last visible change occurs.

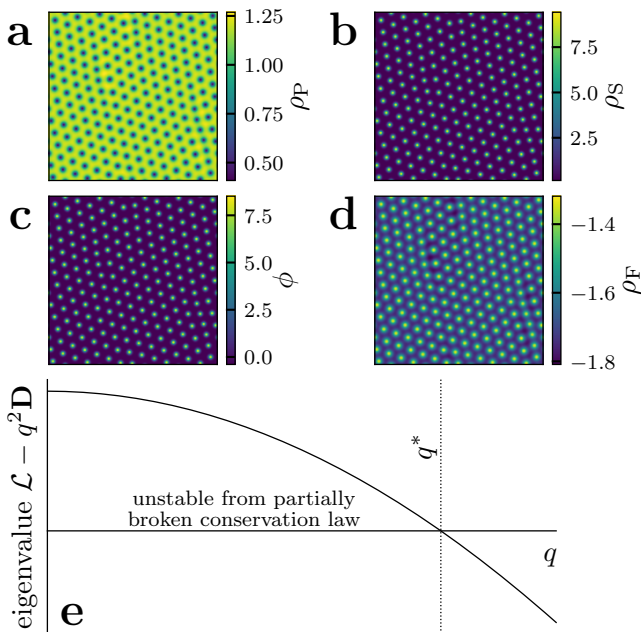


FIG. 10. A three-component globally conserved pattern-forming system defined in (25) with parameters $\alpha = 0.5, \beta = 1.5, \gamma = 3.6, \delta = 1, D_P = 0.3, D_S = 0.012$ and $D_F = 0.3$. (a-d) Stable patterns obtained from numerical simulation on a 256×256 grid (with grid spacing 0.05 in each dimension). The components $(\rho_P, \rho_S) \in \mathcal{I}$ and $\phi = \rho_P + \rho_S + \rho_F$ mostly vary across the interface, while the $\rho_F \in \mathcal{W}$ component varies over a larger length-scale. (e) Linear stability analysis shows the unstable mode does not vanish as $q \rightarrow 0^+$, suggesting instability for $q < q^*$ is driven by non-conserved modes.

Our code is available at Ref. 69.

1. Uniformly conserved systems

The uniformly conserved system described above is written by splitting the diffusion coefficients as $\mathbf{D} = \mathbf{D}_{\mathcal{I}} \oplus (\epsilon^{-1} \mathbf{D}_{\mathcal{W}})$ introducing a small parameter ϵ to capture the scale separation. The evolution equation becomes

$$\partial_t \rho = \mathcal{R}(\rho) + (\mathbf{D}_{\mathcal{I}} \mathcal{P}_{\mathcal{I}} + \epsilon^{-1} \mathbf{D}_{\mathcal{W}} \mathcal{P}_{\mathcal{W}}) \nabla^2 \rho,$$

with projection operators

$$\mathcal{P}_{\mathcal{I}} = \begin{pmatrix} \mathbf{I}_{\mathcal{I}} & 0 \\ 0 & 0 \end{pmatrix} \quad \text{and} \quad \mathcal{P}_{\mathcal{W}} = \begin{pmatrix} 0 & 0 \\ 0 & \mathbf{I}_{\mathcal{W}} \end{pmatrix},$$

where $\mathbf{I}_{\mathcal{W}}$ and $\mathbf{I}_{\mathcal{I}}$ are the identity matrices in the respective subspaces. $\mathbf{D}_{\mathcal{I}}$, $\mathbf{D}_{\mathcal{W}}$ and \mathcal{R} are $\mathcal{O}(1)$. The conservation law is entirely within the interface subspace $\mathbf{g}^\phi \in \mathcal{I}^*$.

As a concrete example, we adapt the following chemical flux from a four-component model of Jacobs *et al.* [66]:

$$\mathcal{R} = \mathcal{R}_{\text{CP}} + \begin{pmatrix} -\rho_F \rho_P \\ +\rho_F \rho_P \\ \rho_P(\psi - \rho_F) - \rho_F \end{pmatrix} \quad (24)$$

where \mathcal{R}_{CP} is the cell polarisation flux of (20) and ψ represents a fourth component that we eliminated from the original model of Jacobs *et al.* [66]. This model presents a minimal three-component extension of (20) with $\rho = (\rho_P, \rho_S, \rho_F)^\top$ that forms patterns when $D_F \gg D_P, D_S$. The implicit component with concentration $\psi - \rho_F$ might represent a rapidly-diffusing fuel species (e.g. ATP which diffuses quicker than the macromolecules (P, S) because it is much smaller), leaving the new component ρ_F to represent a depleted fuel (e.g. ADP).

In Fig. 9(a-d) we show that the system above forms stable droplets within a portion from direct simulation on a 2d grid. The complete nullcline for (24) is actually monotonic, implying that the system is globally stable. The stable three-component nullcline is shown with solid lines in Fig. 9(e). However, because the third component diffuses so much faster than the others it becomes essentially mean-field; on short length-scales it does not vary, and a constrained regressive nullcline (dashed lines) can be found in just the first two components $(\rho_P, \rho_S) \in \mathcal{I}$. Linear stability analysis of the system about the nullcline corroborates this. Fig. 9(f) shows that the eigenvalue of $\mathcal{L} - q^2 \mathbf{D}$ in terms of wavevector q is globally stable (negative) at small q , but can develop unstable (positive) modes above some finite wavevector q^* . It can only develop these unstable modes where $\rho_P \in [\rho_P^{*1}, \rho_P^{*2}]$ (blue region in Fig. 9(e)) where the restricted nullcline is regressive. While the dispersion relation *can* have this shape inside the region $[\rho_P^{*1}, \rho_P^{*2}]$, it will not necessarily do so: whether it actually does depends on the diffusion coefficients \mathbf{D} .

2. Globally conserved systems

By contrast, globally conserved systems have the form

$$\partial_t \rho = \mathcal{R}_0(\mathcal{P}_{\mathcal{I}} \rho) + \epsilon \mathcal{R}_1(\rho) + \mathbf{D} \nabla^2 \rho,$$

where $\mathcal{R}_0, \mathcal{R}_1$, and \mathbf{D} are $\mathcal{O}(1)$. The conservation law may span all of chemical space $\mathbf{g}^\phi \in \mathcal{C}^*$ and is respected by the two fluxes individually i.e. $\mathbf{g}^\phi \mathcal{R}_0 = \mathbf{g}^\phi \mathcal{R}_1 = 0$. In the limit $\epsilon \rightarrow 0$, the right null-space of $\nabla_{\mathcal{C}} \mathcal{R}_0$ equals \mathcal{W} where the system is marginally stable to any translations in this subspace; this is a fundamentally different phenomenology from that which we have considered up to now.

As an example, we adapt the three-component model of Murray and Sourjik [68] to have flux

$$\mathcal{R} = \mathcal{R}_{\text{CP}} + \begin{pmatrix} \gamma \rho_P \\ -\gamma \rho_S \\ -\gamma(\rho_P - \rho_S) \end{pmatrix}, \quad (25)$$

where the conservation law is now the total mass, i.e. $\mathbf{g}^\phi = (1, 1, 1)$. In Fig. 10(a-d) we show that this system forms stable droplets in two-dimensions. However, the dispersion relation obtained from linear stability analysis in Fig. 10(e) shows an unstable mode which does

not vanish as $q \rightarrow 0^+$, implying the relevant order parameter field ϕ corresponding to the unstable mode is not conserved and thus beyond the theoretical framework developed in this work. Globally conserved phenomenology would therefore seem to have more in common with the traditionally non-conserved pattern-forming systems such as the Brusselator [29] than with cell polarisation models.

B. Pathological divergence during adiabatic elimination

Upon adiabatically eliminating the reactive modes we obtained the concentration (12) (or more generally (E2)). This result shows that the matrix $\mathcal{L}^{-1}\mathbf{D}$ is the key object that determines behaviour due to inhomogeneities, and so we expect $\mathcal{L}^{-1}\mathbf{D}$ to manifest the relevant behaviour from emergence of multiple length-scales. For convenience we define a matrix $\mathbf{Q} = (\mathcal{L}^{-1}\mathbf{D})_{\epsilon=1}$ so that it has only entries that are $\mathcal{O}(1)$, i.e.

$$\mathbf{Q} = \begin{pmatrix} \mathbf{Q}_{\mathcal{W}\mathcal{W}} & \mathbf{Q}_{\mathcal{I}\mathcal{W}} \\ \mathbf{Q}_{\mathcal{W}\mathcal{I}} & \mathbf{Q}_{\mathcal{I}\mathcal{I}} \end{pmatrix} \equiv \begin{pmatrix} \mathbf{M}^{-1}\mathbf{D}_{\mathcal{I}} & -\mathbf{M}^{-1}\mathcal{L}_{\mathcal{I}\mathcal{W}}\mathcal{L}_{\mathcal{W}\mathcal{W}}^{-1}\mathbf{D}_{\mathcal{W}} \\ -\mathcal{L}_{\mathcal{W}\mathcal{W}}^{-1}\mathcal{L}_{\mathcal{W}\mathcal{I}}\mathbf{M}^{-1}\mathbf{D}_{\mathcal{I}} & \mathcal{L}_{\mathcal{W}\mathcal{W}}^{-1}[\mathbf{I}_{\mathcal{W}} + \mathcal{L}_{\mathcal{W}\mathcal{I}}\mathbf{M}^{-1}\mathcal{L}_{\mathcal{I}\mathcal{W}}\mathcal{L}_{\mathcal{W}\mathcal{W}}^{-1}]\mathbf{D}_{\mathcal{W}} \end{pmatrix},$$

which emerges from block-inversion of $(\mathcal{L}^{-1})_{\epsilon=1}$ with Schur complement $\mathbf{M} = \mathcal{L}_{\mathcal{I}\mathcal{I}} - \mathcal{L}_{\mathcal{I}\mathcal{W}}\mathcal{L}_{\mathcal{W}\mathcal{W}}^{-1}\mathcal{L}_{\mathcal{W}\mathcal{I}}$. In the uniformly conserved case where $\mathbf{D}_{\mathcal{W}} \rightarrow \epsilon^{-1}\mathbf{D}_{\mathcal{W}}$ we then obtain

$$\mathcal{L}^{-1}\mathbf{D} = \begin{pmatrix} \mathbf{Q}_{\mathcal{I}\mathcal{I}} & \epsilon^{-1}\mathbf{Q}_{\mathcal{I}\mathcal{W}} \\ \mathbf{Q}_{\mathcal{W}\mathcal{I}} & \epsilon^{-1}\mathbf{Q}_{\mathcal{W}\mathcal{W}} \end{pmatrix} \quad (\text{uniformly conserved}),$$

whereas in the globally conserved case where $\mathcal{L} \rightarrow \mathcal{L}_0 + \epsilon\mathcal{L}_1$ we find

$$\mathcal{L}^{-1}\mathbf{D} = \begin{pmatrix} \mathbf{Q}_{\mathcal{I}\mathcal{I}} & \mathbf{Q}_{\mathcal{I}\mathcal{W}} \\ \epsilon^{-1}\mathbf{Q}_{\mathcal{W}\mathcal{I}} & \epsilon^{-1}\mathbf{Q}_{\mathcal{W}\mathcal{W}} \end{pmatrix} \quad (\text{globally conserved}).$$

The strong heterogeneities are seen across the columns of $\mathcal{L}^{-1}\mathbf{D}$ in the first case and across the rows in the second case. As a consequence, only the left null space (i.e. the conserved direction \mathbf{g}^ϕ) is preserved across all length-scales in the uniformly conserved case, whereas only the right null space (the modified tangent $\mathbf{D}^{-1}\mathbf{g}_\phi$) is preserved in the globally conserved scenario. Conversely, the tangent direction and therefore the effective nullcline changes across length-scales in the uniformly conserved case, whereas the conserved direction itself varies in the globally conserved case. These properties justify our naming conventions for each class of system.

The ϵ^{-1} factors now entering into each $\mathcal{L}^{-1}\mathbf{D}$ are pathological in the regime $\epsilon \ll 1$ within our previous analysis where we relied on the perturbations in $\mathcal{L}^{-1}\mathbf{D}\nabla^2$ being small so that we could retain just a few leading terms in the expansion of ρ . If we were to expand the geometric series in local operations as we did before in (12) (or its generalised form (E2)) then this ceases to be a convergent series as $\epsilon \rightarrow 0$ in general. We have three options to resolve this singular behaviour:

1. Work with non-local expansions of $(\mathbf{I} + \mathcal{L}^{-1}\mathbf{D}\nabla^2)^{-1}$. It is possible in principle to obtain a series of Green's functions, but this severely complicates the final field theory.

2. Spatially coarse-grain $\mathbf{r} \rightarrow \epsilon\mathbf{r}$ so that $\nabla^2 \rightarrow \epsilon\nabla^2$ to restore the 'smallness' of the $\mathcal{L}^{-1}\mathbf{D}\nabla^2$ term which can then safely be expanded locally. However, this loses resolution at the scale of the interface, which was the main strength of our previous formulation. This rescaling makes these terms $\mathcal{O}(\epsilon)$ smaller, pushing the driving force for phase separation into higher-order interface terms; instability appears above some finite wavevector in the linear stability analysis.

3. Generalise our definition of reference concentration $\rho_\phi \rightarrow \rho$ in order to remove the diverging part. In a later section we will show that the theory is only regularised by transforming the reference state from a point-wise local function of ϕ at point \mathbf{r} into a non-local *functional* of $\phi(\mathbf{r})$ using ideas from section VIB. This results in a field theory at the level of the interface-scale dynamics, with the coarser-scale behaviour *appearing* non-local. As our present framework is only suited to conserved dynamics, we can only proceed with this route for uniformly conserved systems because the conservation law is abandoned at small length-scales in globally conserved systems.

Each route is potentially viable, but the first route would not seem to result in a desirable theory so we will not pursue it further. For globally conserved systems the best we can do in the present framework is coarse-graining. This coarse-grained approach applies equally well to uniformly conserved systems, and so it is the natural place to start.

C. Spatial coarse-graining route

We decompose $\mathcal{L}^{-1}\mathbf{D} = -(\mathbf{A} + \epsilon^{-1}\mathbf{B})$ with $\mathbf{A} = \mathcal{O}(1)$ and $\epsilon^{-1}\mathbf{B} = \mathcal{O}(\epsilon^{-1})$ capturing the contributions of dis-

tinct magnitudes. We coarse-grain by assuming

$$\boldsymbol{\rho} = \boldsymbol{\rho}(\sqrt{\epsilon}\mathbf{r}) \implies \nabla^2 \boldsymbol{\rho} = \epsilon \nabla_\epsilon^2 \boldsymbol{\rho},$$

where ∇_ϵ indicates spatial derivatives with respect to the components of $\sqrt{\epsilon}\mathbf{r}$ which are assumed to be $\mathcal{O}(1)$. Now it is evident that the inversion operator has been regularised because (12) becomes

$$\begin{aligned} \boldsymbol{\rho} &= (\mathbf{I} + \epsilon \mathcal{L}^{-1} \mathbf{D} \nabla_\epsilon^2)^{-1} \boldsymbol{\rho}_\phi \\ &= \sum_{n=0}^{\infty} [(\epsilon \mathbf{A} + \mathbf{B}) \nabla_\epsilon^2]^n \boldsymbol{\rho}_\phi = \mathcal{O}(1). \end{aligned}$$

One could also replace $\boldsymbol{\rho}_\phi \rightarrow \boldsymbol{\rho}_\phi - \mathcal{L}^{-1} \widehat{\mathcal{R}}$ from (E2) to use a more general reference state. The relevant nullcline on this coarse-grained scale is the global one, which generally does not have the characteristic cubic shape that we are used in a pattern-forming system where the system is stable at large length-scales. This global stability manifests in a monotonic nullcline, resulting in an effective bulk free energy that is monostable. Any instability is instead induced at higher-order (in ∇) through interface terms. In the linear stability analysis, this is seen as a positive eigenvalue developing above some finite wavevector which is the classic signature of wavelength selection in pattern formation. The relevant interface terms can in principle be derived by retaining higher-order terms in our expansion but that is beyond the present work.

For uniformly-conserved systems we can go beyond simple coarse-graining by switching to a functional formulation. In the process we can renormalise the unstable interface terms, transforming them into bulk terms that can be interpreted through the lens of equilibrium physics (as effective free energies).

D. Functional formulation for uniformly conserved systems

1. A functional reference state resolves pathological divergences

In the decomposition $\mathcal{L}^{-1} \mathbf{D} = -(\mathbf{A} + \epsilon^{-1} \mathbf{B})$, we have the mappings $\mathbf{A} : \mathcal{I} \rightarrow \mathcal{C}$ and $\mathbf{B} : \mathcal{W} \rightarrow \mathcal{C}$ for uniformly conserved systems. The conservation law is preserved individually in each space $\mathbf{g}^\phi \mathbf{A} = \mathbf{g}^\phi \mathbf{B} = 0$. However, the right null space respected by \mathbf{A} and \mathbf{B} is *not* preserved from $\mathcal{L}^{-1} \mathbf{D}$, and so there are two new tangent vectors \mathbf{g}_A and \mathbf{g}_B satisfying $\mathbf{A} \mathbf{g}_A = \mathbf{B} \mathbf{g}_B = 0$.

We re-express the geometric series as

$$\begin{aligned} \boldsymbol{\rho} &= (\mathbf{I} - \mathbf{A} \nabla^2 - \epsilon^{-1} \mathbf{B} \nabla^2)^{-1} \bar{\boldsymbol{\rho}} \\ &= (\mathbf{I} - \mathbf{A} \nabla^2)^{-1} \left(\mathbf{I} - \frac{\mathbf{B} \nabla_\mathcal{I}^2}{\epsilon} \right)^{-1} \bar{\boldsymbol{\rho}}, \end{aligned}$$

where $\nabla_\mathcal{I}^2(\cdot) = \nabla^2 \left[(\mathbf{I} - \mathbf{A} \nabla^2)^{-1} (\cdot) \right]$ defines the spatial derivative over the fine length-scale (set by \mathbf{A}) over which

the \mathcal{I} -components vary. We have re-written the reference state as $\bar{\boldsymbol{\rho}}$ to indicate that (as we will show below) it has now become a functional of $\phi(\mathbf{r})$ rather than a simple point-wise function. In order for this series to remain finite and not blow up as $\epsilon \rightarrow 0$ we require

$$(\mathbf{B} \nabla_\mathcal{I}^2)^n \bar{\boldsymbol{\rho}} = \mathcal{O}(\epsilon^n) \quad \forall n \geq 0. \quad (26)$$

Recalling that $\mathbf{B} = \mathbf{B} \mathcal{P}_\mathcal{W}$, this condition can be interpreted as saying that the \mathcal{W} components do not vary over the short interfacial length-scale, as expected. This places a serious restriction on our choice of reference concentration: as the compatibility condition (26) is a PDE we can infer that $\bar{\boldsymbol{\rho}}$ must in general develop a spatial dependence except when $\mathbf{B} = \mathcal{O}(\epsilon)$ (i.e. when we can recover our original theory without strong heterogeneities) where it is automatically satisfied. Our reference concentration must therefore be non-local i.e. it develops a functional dependence on $\phi(\mathbf{r})$. This is not because the underlying physics is non-local, but because the large-scale behaviour appears as such from the highly localised perspective of an interface.

Knowing that $\bar{\boldsymbol{\rho}}$ must be a functional suggests reformulating the adiabatic solution in terms of the effective tangent \mathbf{h}_ϕ from section VIB. This gives

$$\begin{aligned} \mathbf{h}_\phi &= (\mathbf{I} - \mathbf{A} \nabla^2)^{-1} \left(\mathbf{I} - \frac{\mathbf{B} \nabla_\mathcal{I}^2}{\epsilon} \right)^{-1} \mathbf{g}_\phi^C \\ &= (\mathbf{I} - \mathbf{A} \nabla^2)^{-1} \mathbf{g}_\phi^C - \mathbf{h}_{\text{ex}} \end{aligned} \quad (27)$$

where $\mathbf{g}_\phi^C \in \mathcal{C}$ is the tangent vector of the complete m -component nullcline solving $\mathcal{L} \mathbf{g}_\phi^C = 0$ and

$$\begin{aligned} \mathbf{h}_{\text{ex}} &= -(\mathbf{I} - \mathbf{A} \nabla^2)^{-1} \left(\mathbf{I} - \frac{\mathbf{B} \nabla_\mathcal{I}^2}{\epsilon} \right)^{-1} \frac{\mathbf{B} \nabla_\mathcal{I}^2}{\epsilon} \mathbf{g}_\phi^C \\ &= \epsilon^{-1} \mathcal{L}^{-1} \mathcal{P}_\mathcal{W} \mathbf{D} \nabla^2 \mathbf{g}_\phi^C + \mathcal{O}(\nabla^4). \end{aligned}$$

This remains $\mathcal{O}(1)$ so long as $\mathcal{P}_\mathcal{W}(\mathbf{g}_\phi^C)' = \mathcal{O}(\epsilon)$ i.e. if the full m -component nullcline is effectively a straight-line over the dynamically relevant range of ϕ -values; this is indeed the case when the system is globally stable at large length-scales (cf. Fig. 9(b)). We can write $\mathbf{g}^\phi \mathbf{D} \mathbf{h}_{\text{ex}}$ in the form of (22) but with coefficients

$$\zeta(\phi) = \boldsymbol{\alpha} \mathbf{v}_\mathcal{W} \quad \text{and} \quad \eta(\phi) = \boldsymbol{\alpha}' \mathbf{v}_\mathcal{W} - \boldsymbol{\alpha} \mathbf{v}'_\mathcal{W}, \quad (28a)$$

where $\boldsymbol{\alpha} = \mathbf{g}^\phi \mathbf{D} \mathcal{L}^{-1}$ is the same one-form as in (14b) and (22b) but we now have vector $\mathbf{v}_\mathcal{W} = \epsilon^{-1} \mathcal{P}_\mathcal{W} \mathcal{P}_{\text{ex}} \mathbf{D}(\mathbf{g}_\phi^C)' \in \mathcal{W}$ which is $\mathcal{O}(1)$ from the argument above.

The $(\mathbf{I} - \mathbf{A} \nabla^2)^{-1} \mathbf{g}_\phi^C$ term in (27) does not have any contributions which scale pathologically. As such, we have the freedom to convert this term back into a “normal” solution (i.e. of the form we developed in section IV) giving

$$\boldsymbol{\rho} \propto (\mathbf{I} - \mathbf{A} \nabla^2)^{-1} \boldsymbol{\rho}_\phi^C,$$

where ρ_ϕ^c is the complete nullcline from following \mathbf{g}_ϕ^c . However, we expect this nullcline to provide a poor description of interface-scale dynamics because it is monotonic (implying stability) as seen in Fig. 9(e). A better idea is to use the regressive *constrained nullcline* $\rho_\phi^I = \rho_\phi^I(\phi) \in \mathcal{I}$ obtained from the tangent $\mathbf{g}_\phi^I \in \mathcal{I}$ that solves $\mathcal{L}_{II}\mathbf{g}_\phi^I = 0$. This gives

$$\rho \propto (\mathbf{I} - \mathbf{A}\nabla^2)^{-1} \left(\rho_\phi^I - \mathcal{L}^{-1}\widehat{\mathcal{R}} \right)$$

where $\widehat{\mathcal{R}}$ is the chemical flux along ρ_ϕ^I (see Appendix E). This implies an effective bulk chemical potential

$$\mu_\phi = \mathbf{g}^\phi \mathbf{D} \left(\rho_\phi^I - \mathcal{L}^{-1}\widehat{\mathcal{R}} \right) \quad (28b)$$

that has a characteristic cubic shape inside the pattern-forming region providing a correspondence with thermodynamic analysis. The interface corrections are much as in (14) but now with coefficients

$$\kappa(\phi) = \alpha \mathbf{v}_I \quad \text{and} \quad \lambda(\phi) = \alpha' \mathbf{v}_I - \alpha \mathbf{v}'_I, \quad (28c)$$

where now we have $\mathbf{v}_I(\phi) = \mathcal{P}_{\text{ex}} \mathbf{D} \left(\mathbf{g}_\phi^I - (\mathcal{L}^{-1}\widehat{\mathcal{R}})' \right) \in \mathcal{I}$.

2. The limiting field theory

Taken together, the theory we have derived for uniformly conserved systems takes the form

$$\begin{aligned} \partial_t \phi = \nabla^2 \left(\frac{\delta F}{\delta \phi} + \frac{\lambda(\phi)}{2} |\nabla \phi|^2 \right) \\ + \nabla \cdot \left(\left[\frac{\delta G_{\text{ex}}}{\delta \phi} + \frac{\eta(\phi)}{2} |\nabla \phi|^2 \right] \nabla \phi \right) + \mathcal{O}(\nabla^6), \end{aligned} \quad (29a)$$

with excess functionals over the bulk term:

$$F_{\text{ex}}[\phi] = \int \mathbf{d}\mathbf{r} \frac{\kappa(\phi)}{2} |\nabla \phi|^2 \equiv F[\phi] - \int \mathbf{d}\mathbf{r} f(\phi), \quad (29b)$$

$$G_{\text{ex}}[\phi] = \int \mathbf{d}\mathbf{r} \frac{\zeta(\phi)}{2} |\nabla \phi|^2, \quad (29c)$$

where f is the effective bulk free energy satisfying $f'(\phi) = \mu_\phi(\phi)$. The explicit definitions of the coefficients are given in (28). The terms on the first line of (29a) are those we saw previously in (18), but here they are augmented by $\zeta(\phi)$ and $\eta(\phi)$ on the second line which capture behaviour over the coarser length-scale. The relationship between $\zeta(\phi)$ and $\eta(\phi)$ is identical to that between $\kappa(\phi)$ and $\lambda(\phi)$.

By now it should be clear that the terms in $F[\phi]$ can be moved into $G[\phi]$ and vice versa following arguments we introduced in section VIB. This renders (29) as just one possible representation of the limiting field theory. This particular representation is elegant in that it clearly demarcates the fine length-scale behaviour at an interface (with $\nabla^2 \mu$ terms) from the coarser-scale global behaviour (of form $-\nabla \cdot \mathbf{J}$ with a non-conservative current $\mathbf{J} \neq -\nabla \mu$). Terms on both length-scales are necessary for stable patterns and they appear here at the same order in terms of ∇ operations.

E. Section summary

We distinguish conserved pattern-forming systems into uniformly conserved and globally conserved. Both involve separations of length scales, but the latter dispense with their conservation laws at small length-scales. The strong heterogeneities required for scale separation introduce pathological divergences into our framework.

For uniformly conserved systems, the divergences can be regularised by switching to a functional reference state giving a theory of the form $\partial_t \phi = -\nabla \cdot \mathbf{J}_o$ with a circulating current \mathbf{J}_o . However, we also have the freedom to re-express the non-diverging part (modelling the small-scale physics at an interface) as $\nabla^2 \mu$ with an effective chemical potential μ . Together, the circulating and non-circulating components form a generalisation of AmB+. The non-local behaviour contained within the $\zeta(\phi)$ term is seen here to be a consequence of scale separation: the coarser length-scale appears non-local from the perspective of the finer length-scale relevant at an interface.

VIII. CONCLUSIONS

We have derived a limiting scalar field theory (18) describing the evolution of a reaction-diffusion system respecting a conservation law (with a straightforward generalisation to many conserved quantities in Appendix A) without a small parameter. This field theory corresponds to a generalisation of (Active) Model B [47, 48] ((2) with $\zeta = 0$) that does not truncate at $\mathcal{O}(\phi^3)$. The emergent bulk free energy / chemical potential is obtained from the shape of the nullcline (or a more general contour from Appendix E), and without truncation it is in principle arbitrarily accurate approaching the binodal; this analytic result is broadly compatible with previous geometric constructions [38] and potentially offers new insights. Without truncation we also obtained point-wise concentration-dependent coefficients of the interface terms i.e. $\lambda \rightarrow \lambda(\phi)$ and $\kappa \rightarrow \kappa(\phi)$. Previous attempts to derive a limiting scalar field theory for reaction-diffusion have not resulted in a $\lambda(\phi)$ term. Most notably, the arguments of Bergmann *et al.* [61] assumed particular asymptotic scalings focusing on onset dynamics which push any non-potential term to higher-order in field gradients; by contrast, our work focuses on longer-time dynamics which becomes asymptotically exact approaching the steady-state (especially using our generalisation in Appendix E). The connection between our work and Bergmann *et al.*'s warrants further investigation, which we will save for the future.

However, our theory does truncate at $\mathcal{O}(\nabla^4)$ which is well-justified at large length-scales. In principle our theory can be expanded to arbitrary order in $\mathcal{O}(\nabla^{2n})$ by retaining more terms in the expansion of ρ_{ex} . This would result in a whole hierarchy of non-integrable terms in the emergent chemical potential, in which the square-gradient λ term conjectured in Active Model B [47, 48]

is the leading contribution. Even when it cannot be mapped onto an equilibrating system, it retains a resemblance to equilibrium systems in that the currents are represented by local functions and vanish in the steady-state. In this sense $\lambda(\phi)$ introduces non-conservative (yet still local) effective forces, emerging from path-dependence of the free energy through function space.

By introducing models with multiple length-scales, we obtain a field theory (29) with *two* sets of free energy functionals and non-integrable terms for the two distinct length-scales required for pattern-formation. This field theory (29) is a generalisation of AmB+, without truncation at $\mathcal{O}(\phi^3)$ and featuring a new non-integrable term $\nabla \cdot (\eta(\phi)|\nabla\phi|^2\nabla\phi)$ which is analogous to $\lambda(\phi)$ but at the coarser length-scale. The two new coefficients $\zeta(\phi)$ and $\eta(\phi)$ are the leading terms in two new hierarchies of terms, that can in principle be determined systematically within our framework. Pattern-forming models require at least two reactive components to encode the necessary behaviour at short- and long- length-scales. While these systems are not strictly non-local, the behaviour at the coarser length-scale *appears* as such at the interface scale. While non-locality is also a feature of equilibrium interfaces due to the long-range algebraic decay common to pair potentials [70, 71], this non-locality is of a different character: it emerges without any underlying pair potential and can induce patterns.

Each of the new terms in excess of integrable Model B dynamics emerge geometrically as *torsion*. The terms $\lambda(\phi)$ and $\eta(\phi)$ are explicitly a torsion in chemical space along the nullcline. They also indicate a deviation from a minimisation principle, which implies circulation in the function space of $\phi(\mathbf{r})$ that can be viewed as torsional. While the $\zeta(\phi)$ term is integrable (non-torsional) from a functional (non-local) perspective, it *appears* to be torsional in chemical space from a restricted local perspective at the point-wise level.

We have derived several new field theories that do not currently have names. The field theory (23) at $\mathcal{O}(\phi^3)$ with $\eta(\phi) = 0$ is *Active Model B+* without the Active Model B interface terms, suggesting the name *Model B+*. The complete theory including $\eta(\phi)$ and not truncated at arbitrary ϕ could be called *Model B++*. Similarly, the pattern-forming theory (29) could be identified as *Active Model B++*, because it extends Active Model B+ [43, 44]. These naming conventions stretch the already non-descriptive parlance derived from Hohenberg and Halperin [42]. A more descriptive name for the pattern-forming field theory (29) would be the *Grand Unified Theory of Zebras* because it provides a unified description of chemical systems and Active Matter. This name is appropriate because the zebra is quintessentially both patterned and active, and this theory applies at all length-scales wherever reaction-diffusion remains a good model and scale-separation is driven by heterogeneities in diffusion coefficients. Considering that reaction-diffusion is the default model for pattern-formation in biology, the claim to unify disparate biological models is justi-

fied wherever a conservation law is uniformly applied and a coarse-grained description suffices; as we noted in the introduction, we generally expect conservation laws in cell dynamics. Moreover, the chemical fuels in biology are typically orders of magnitude smaller than macromolecules providing a natural mechanism for the requisite heterogeneities.

The main takeaway for cell biologists is that we can achieve all the same phenomenology of oil-in-water phase separation (i.e. the dominant paradigm in condensates) *without* effective attractions [1–4]. That is not to say that forces are unimportant in biology (they clearly are), but that they may tell an incomplete story. If a condensate is size-stabilised by the Turing mechanism, then one cannot in principle infer the local concentration from a uniformly conserved order parameter due to non-local effects. This may be particularly pertinent to cell biology, where super-resolution microscopy typically relies on proxies to infer the local environment (see e.g. Refs. 5 and 36). In practice, these non-local effects may be small enough that proxies provide sufficient information. Globally conserved models present the main alternative mechanism to pattern-formation in conserved systems, and warrants further investigation.

We have said very little explicitly about thermodynamics, although everything concerns it implicitly. We have focused on the origin of integrable and non-integrable terms: the former *may* be dissipative and the latter are necessarily so. We cannot say more about thermodynamics without specifying the microscopic model. The reaction-diffusion equation (1) can be obtained from the Smoluchowski equation using similar adiabatic approximations as used to justify dynamical density functional theory [59]. The projection procedure that transforms the N -body microscopic dynamics into a continuity equation for the density ρ suggests a natural *thermodynamic* metric that defines distances in chemical space. This procedure could potentially introduce forces into the approach, providing a theoretical foundation for reaction dynamical density functional theory.

ACKNOWLEDGMENTS

JFR gratefully acknowledges financial support from the Alexander von Humboldt foundation. JFR wishes to thank Francesco Turci for several informative conversations concerning this work and its connections with active matter, and Bob Evans for pointing out that equilibrium liquid-gas interfaces require a non-local free energy functional. JFR would also like to thank Tobias Galla for his inspiring lecture, boldly titled ‘How the Zebra Gets Its Stripes’; a decade of joyful reminiscence has ultimately culminated in this investigation. TS acknowledges financial support from Deutsche Forschungsgemeinschaft through SFB 1551 (grant no. 464588647).

Appendix A: Multiple conservation laws

1. Differential geometry

In the main text we focused on the case of a single conservation law for simplicity. Our framework naturally extends to multiple conservation laws. For $n < m$ conservation laws, the nullcline becomes an n -dimensional submanifold and we develop a set of n conserved quantities $\phi = (\phi^1, \dots, \phi^n)^\top$ in some basis. For $n > 1$ there is no unique choice of ϕ . The null-space of $\nabla_{\mathcal{C}} \mathcal{R}$ becomes (at least) n dimensional everywhere, with conserved directions $\{\mathbf{g}^i\}_{i \in \phi}$ and tangent vectors $\{\mathbf{g}_i\}_{i \in \phi}$ associated with each ϕ^i . Each \mathbf{g}^i is a global constant and must have strictly non-negative entries to be physically meaningful, and $\dot{\phi}^i = \mathbf{g}^i \rho$. The tangent space of the reactive nullcline is spanned by $\{\mathbf{g}_i\}_{i \in \phi}$. We can choose any convenient basis for the remaining $(m - n)$ non-conserved directions, such as a fixed set of orthogonal tangent vectors giving us a complete set $\{\mathbf{g}_1, \dots, \mathbf{g}_m\}$.

For $n > 1$ we cannot necessarily satisfy the biorthogonality condition $\mathbf{g}^j \mathbf{g}_i = \delta_i^j = \mathbf{g}^i \mathbf{g}_j = \delta_j^i$ everywhere because this implies the existence of a global chart for the nullcline; this requires the nullcline to be fully integrable (in the sense of Frobenius theorem). In general we can only construct a local coordinate chart in the local neighbourhood $U \subseteq \mathcal{C}$ surrounding some reference concentration $\hat{\rho}$. We assume U contains all the states relevant to the dynamics at long-times, which may require careful choice of the parameters ϕ and $\hat{\rho}$. The dual basis of one-forms $\{\mathbf{g}^1, \dots, \mathbf{g}^m\}$ is then constructed within U from the biorthogonality condition.

We introduce a set of coordinates $\mathbf{x} = (x^1, \dots, x^m)^\top$ associated with each tangent vector that charts U . As (4a) does not necessarily hold globally with $n > 1$ we must proceed with e.g. perturbation expansions of (4b) around $\hat{\rho}$. We can expand the tangent vectors about $\hat{\rho}$ as

$$\mathbf{g}_i = \hat{\mathbf{g}}_i + \frac{x^j}{1!} \hat{\mathbf{g}}_{i,j} + \frac{x^j x^k}{2!} \hat{\mathbf{g}}_{i,jk} + \dots$$

Recall that the hats $(\hat{\cdot})$ indicate a quantity is evaluated at $\hat{\rho}$. A good coordinate basis is *torsion-free*, meaning $\mathbf{g}_{i,j} = \mathbf{g}_{j,i}$ and the contour (4b) becomes path-independent. In this case we obtain the local expansion

$$\rho = \hat{\rho} + \frac{x^i}{1!} \hat{\rho}_i + \frac{x^i x^j}{2!} \hat{\rho}_{i,j} + \frac{x^i x^j x^k}{3!} \hat{\rho}_{i,jk} + \dots$$

We can similarly obtain more general vector quantities such as the chemical flux \mathcal{R} by contour integration. This contour becomes path-independent $\mathcal{R}_{i,j} = \mathcal{R}_{j,i}$ in a torsion-free basis because chemical space is (conformally) flat. We then obtain

$$\mathcal{R} = \hat{\mathcal{R}} + \frac{x^j}{1!} \hat{\mathcal{R}}_{,j} + \frac{x^j x^k}{2!} \hat{\mathcal{R}}_{,jk} + \frac{x^j x^k x^l}{3!} \hat{\mathcal{R}}_{,jkl} + \dots$$

2. Limiting field theory

The procedure to obtain the limiting field theory is identical to section IV. Following adiabatic elimination of ρ_{ex} , the first derivatives of ρ must now have a sum over these components of ϕ , i.e.

$$\partial_t \rho = (\partial_t \phi^i) \mathbf{g}_i \quad \text{and} \quad \nabla \rho = \mathbf{g}_i \otimes \nabla \phi^i.$$

The adiabatic eliminated solution $\rho = (1 + \mathcal{L}^{-1} \mathbf{D} \nabla^2)^{-1} \rho_\phi$ follows from (11), albeit the nullcline becomes $\rho_\phi = \rho_\phi(\phi)$. The leading term is simply ρ_ϕ , and the leading correction is the excess mode

$$\begin{aligned} \rho_{\text{ex}} &= -\mathcal{L}^{-1} \mathbf{D} \nabla^2 \rho_\phi + \mathcal{O}(\nabla^4) \\ &= -\mathcal{L}^{-1} \mathbf{D} \sum_{i \in \phi} \left(\mathbf{g}_i \nabla^2 \phi^i + \sum_{j \in \phi} \mathbf{g}_{i,j} \nabla \phi^i \cdot \nabla \phi^j \right) + \mathcal{O}(\nabla^4). \end{aligned}$$

Inserting these into the evolution equation (1) and projecting we obtain the *vector* field theory

$$\partial_t \phi^i = \nabla^2 (\mu_\phi^i + \mu_{\text{ex}}^i) \quad \forall i \in \{\phi^1, \dots, \phi^n\},$$

in terms of the bulk and excess effective chemical potentials $\mu_\phi^i \equiv \mathbf{g}^i \mathbf{D} \rho_\phi$ and $\mu_{\text{ex}}^i \equiv \mathbf{g}^i \mathbf{D} \rho_{\text{ex}}$.

The bulk free energy functional implied by $\mathbf{g}^i \mathbf{D} \rho_\phi$ again emerges simply from the shape of the nullcline (which is now n -dimensional). The usual techniques to determine bulk phase behaviour can be similarly applied to this vector theory. Linear instability, for example, occurs when the mixed tensor $D_j^i \equiv \mathbf{g}^i \mathbf{D} \mathbf{g}_j$ develops a negative eigenvalue in this basis. Note that D_j^i are simply the coefficients of \mathbf{D} decomposed into our chemical basis, i.e. $\mathbf{D} = D_j^i \mathbf{g}_i \otimes \mathbf{g}^j$. These components are effective transport coefficients, which will vary throughout chemical space as \mathbf{D} is parallel transported. The constancy of \mathbf{D} is encoded in a vanishing *covariant* derivative.

The interface correction to the chemical potential is then obtained similarly from inserting the expansion of ρ_{ex} into $\mu_{\text{ex}} = \mathbf{g}^\phi \mathbf{D} \rho_{\text{ex}}$. Separate integrable and non-integrable interface terms can be pulled out of μ_{ex} in much the same way as we determined for the scalar theory, but the specifics of this are beyond the scope of the present work.

Appendix B: Canonical linear stability analysis

In the main text we worked out a fully nonlinear theory. Here we verify its consistency with the result of the more conventional linear stability analysis. In Fourier space (1) becomes

$$\partial_t \tilde{\rho} = \mathbf{L} \tilde{\rho} + \mathcal{O}(|\rho|^2), \quad (\text{B1})$$

where a tilde $(\tilde{\cdot})$ indicates the Fourier transform and introducing the linear operator $\mathbf{L} = \nabla_{\mathcal{C}} \mathcal{R}|_{\rho=0} - q^2 \mathbf{D}$. Note

that $\mathbf{L} \rightarrow \mathcal{L}$ as $q \rightarrow 0^+$. This becomes linearly unstable to inhomogeneous fluctuations when \mathbf{L} develops a positive eigenvalue. We write the q -dependent eigenvalues of \mathbf{L} as $\{\sigma_i(q)\}$. Writing the eigenvalues of $\nabla_C \mathcal{R}|_{\rho=0}$ at some reference state as $\{\hat{\sigma}_i\}$, we know that $\sigma_i(q) \rightarrow \hat{\sigma}_i$ as $q \rightarrow 0$.

Projecting the i th eigenvalue problem $\mathbf{L} \tilde{\mathbf{g}}_i = \sigma_i \mathbf{g}_i$ gives the following expression for the wavevector-dependent eigenvalue

$$\sigma_i(q) = \mathbf{g}^i(q) \left(\nabla_C \mathcal{R}|_{\rho=0} - q^2 \mathbf{D} \right) \mathbf{g}_i(q).$$

We look for the expansions

$$\begin{aligned} \sigma_i(q) &= \sigma_i^{(0)} + q^2 \sigma_i^{(2)} + q^4 \sigma_i^{(4)} + \mathcal{O}(q^6), \\ \mathbf{g}_i(q) &= \mathbf{g}_i^{(0)} + q^2 \mathbf{g}_i^{(2)} + q^4 \mathbf{g}_i^{(4)} + \mathcal{O}(q^6), \\ \mathbf{g}^i(q) &= \mathbf{g}_{(0)}^i + q^2 \mathbf{g}_{(2)}^i + q^4 \mathbf{g}_{(4)}^i + \mathcal{O}(q^6), \end{aligned}$$

with the $q = 0$ contributions corresponding to the homogeneous reference state i.e. $\sigma_i^{(0)} = \hat{\sigma}_i$, $\mathbf{g}_i^{(0)} = \hat{\mathbf{g}}_i$ and $\mathbf{g}_{(0)}^i = \hat{\mathbf{g}}^i$. Inserting these expansions into the eigenvalue problem gives corrections up to $\mathcal{O}(q^4)$

$$\begin{aligned} \sigma_i^{(2)} &= -\mathbf{g}_{(0)}^i \mathbf{D} \mathbf{g}_i^{(0)} = -\hat{D}_i^i \\ \sigma_i^{(4)} &= \mathbf{g}_{(2)}^i \nabla_C \mathcal{R}|_{\rho=0} \mathbf{g}_i^{(2)} - \mathbf{g}_{(2)}^i \mathbf{D} \mathbf{g}_i^{(0)} - \mathbf{g}_{(0)}^i \mathbf{D} \mathbf{g}_i^{(2)}. \end{aligned}$$

In order to eliminate terms like

$$\mathbf{g}_{(0)}^i \nabla_C \mathcal{R}|_{\rho=0} \mathbf{g}_i^{(2)} = \hat{\sigma}_i \mathbf{g}_{(0)}^i \mathbf{g}_i^{(2)}$$

we had to make use of the orthogonality of $\mathbf{g}_i^{(0)}$ with its higher-order corrections.

For $\sigma_i^{(4)}$ we need the leading correction to the eigenvectors. Eigenvector perturbation theory gives these as

$$\begin{aligned} \mathbf{g}_i^{(2)} &= \sum_{j \neq i} \frac{\mathbf{g}_{(0)}^j \mathbf{D} \mathbf{g}_i^{(0)}}{\hat{\sigma}_j - \hat{\sigma}_i} \mathbf{g}_j^{(0)} = \sum_{j \neq i} \frac{\hat{D}_j^i}{\hat{\sigma}_j - \hat{\sigma}_i} \mathbf{g}_j^{(0)}, \\ \mathbf{g}_{(2)}^i &= \sum_{j \neq i} \frac{\mathbf{g}_{(0)}^i \mathbf{D} \mathbf{g}_j^{(0)}}{\hat{\sigma}_j - \hat{\sigma}_i} \mathbf{g}_j^{(0)} = \sum_{j \neq i} \frac{\hat{D}_j^i}{\hat{\sigma}_j - \hat{\sigma}_i} \mathbf{g}_j^{(0)}. \end{aligned}$$

Inserted into the $\mathcal{O}(q^4)$ correction to the eigenvalues, we find

$$\sigma_i^{(4)} = \sum_{j \neq i} \frac{\hat{D}_j^i \hat{D}_i^j}{\hat{\sigma}_j - \hat{\sigma}_i} \left(\frac{\hat{\sigma}_j}{\hat{\sigma}_j - \hat{\sigma}_i} - 2 \right).$$

Along a conserved (zero) eigenvalue, this becomes simply

$$\sigma_i^{(4)} = - \sum_{j \neq i} \frac{\hat{D}_j^i \hat{D}_i^j}{\hat{\sigma}_j} \equiv -\kappa_0. \quad (\text{B2})$$

As we have assumed the eigenvalues are unique, this expression is only valid when there is a single conservation law in the i th direction.

For instabilities along a conserved direction, we find an evolution of the normal mode

$$\partial_t \tilde{\phi} = \epsilon q^2 - \kappa_0 q^4 + \mathcal{O}(q^6),$$

which for unstable solutions $\epsilon > 0$ we find the most unstable (maximum) wavenumber

$$q^* = \sqrt{\frac{\epsilon}{2\kappa_0}} = \left(\sum_{j \neq \phi} \frac{2\hat{D}_j^\phi \hat{D}_\phi^j}{\hat{\sigma}_j \hat{D}_\phi^\phi} \right)^{-1/2}$$

where we use ϕ also as label for the index of the direction along the conserved order parameter $\phi = \mathbf{g}^\phi \boldsymbol{\rho}$. Back in real space, the order parameter evolves as

$$\partial_t \phi = \nabla^2 (-\epsilon_{\mathcal{I}} \phi - \kappa_0 \nabla^2 \phi) + \mathcal{O}(\phi^2, \nabla^6),$$

where $\epsilon_{\mathcal{I}} = -\hat{D}_\phi^\phi = -\mathbf{g}^\phi \mathbf{D} \mathbf{g}_\phi$ drives the instability and κ_0 plays the role of an effective surface-tension. This agrees with the linear terms in the nonlinear theory we derived in the main text. In particular, we obtained $\epsilon_{\mathcal{I}} > 0$ as the spinodal condition in (7) and κ_0 is the leading term in the expansion of $\kappa(\phi) = \mathbf{g}^\phi \mathbf{D} \mathcal{L}^{-1} \mathbf{D} \mathbf{g}_\phi$ from (14b).

Appendix C: Negative cross-diffusion is needed for Turing instabilities in ideal systems with monotonic reactive nullclines

In order to acquire a negative $\sigma_i^{(2)}(q)$ along the i th conserved direction we must have $\hat{D}_i^i \equiv \hat{\mathbf{g}}^i \mathbf{D} \hat{\mathbf{g}}_i < 0$. We drop the hats from quantities below, so it is implied that we are evaluating the basis vectors at the reference state.

The object D_i^i is a generalised inner product in the space of \mathbf{D} : negative terms only arise when \mathbf{g}^i and \mathbf{g}_i have opposite signs along one of the principal axes of \mathbf{D} . This situation requires an eigenvector of \mathbf{D} to define a hyperplane (containing the origin) which partitions \mathbf{g}^i and \mathbf{g}_i on either side. \mathbf{g}^i defines the conservation law and so it must have non-negative entries, but \mathbf{g}_i can have negative entries if the reaction nullcline is reentrant.

If the Cartesian entries of \mathbf{D} are all positive, the Perron-Frobenius theorem guarantees that the dominant eigenvector lies in the physical orthant. In this case a simple way to achieve $D_i^i < 0$ is if \mathbf{g}_i has negative entries. This occurs at the inflection points in the ‘‘N-type’’ reaction nullclines sketched in Fig. 1(b-c).

Otherwise, if \mathbf{g}_i lies in the physical orthant as in Fig. 1(a) then negative off-diagonal entries of \mathbf{D} are needed. The diagonal entries of \mathbf{D} are positive since it is symmetric and positive-definite. We write $\mathbf{D} = \mathbf{D}_{\text{diag}} + \mathbf{D}_{\text{cross}}$, where \mathbf{D}_{diag} is the diagonal matrix with the same diagonal entries as \mathbf{D} , and $\mathbf{D}_{\text{cross}}$ is the matrix of off-diagonal entries. Then

$$D_i^i = \mathbf{g}^i \mathbf{D}_{\text{diag}} \mathbf{g}_i + \mathbf{g}^i \mathbf{D}_{\text{cross}} \mathbf{g}_i.$$

Then, instability occurs when

$$\mathbf{g}^i \mathbf{D}_{\text{cross}} \mathbf{g}_i < -|\mathbf{g}^i \mathbf{D}_{\text{diag}} \mathbf{g}_i|.$$

The right-hand side is negative since \mathbf{g}^i , \mathbf{g}_i and \mathbf{D}_{diag} each have strictly non-negative entries. This condition can only be met if $\mathbf{D}_{\text{cross}}$ has negative entries, demonstrating that $D_i^i < 0$ requires \mathbf{D} to have negative cross-diffusion terms.

For systems lacking explicit forces we have shown that lateral (Turing) instabilities only occur as $q \rightarrow 0^+$ when either there is an inflection point in the reaction nullcline, or there are negative phoretic transport coefficients. Phoretic terms should really emerge from forces, so the latter situation is not really consistent. However, this provides a bridge to systems with forces where $\mathbf{D} \rightarrow \mathbf{DB}$ where \mathbf{B} is the matrix of second-virial coefficients; repeating the analysis above suggests that attractions can drive instabilities for systems with nullclines in the form of Fig. 1(a).

Appendix D: Asymptotic solution to adiabatic elimination in the linear operator limit is consistent with the Green's function solution

In this note we aim to bolster confidence in the adiabatically eliminated solution we derived in the main text (e.g. in section IV B) through asymptotic arguments, i.e.

$$\begin{aligned} \rho_{\text{ex}}(\mathbf{r}) &= (\mathbf{I} + \mathcal{L}^{-1}\mathbf{D}\nabla^2)^{-1}u(\mathbf{r}) \\ &= u(\mathbf{r}) - \mathcal{L}^{-1}\mathbf{D}\nabla^2u(\mathbf{r}) + (\mathcal{L}^{-1}\mathbf{D}\nabla^2)^2u(\mathbf{r}) - \dots \end{aligned} \quad (\text{D1})$$

where $u(\mathbf{r}) = -\mathcal{L}^{-1}\mathbf{D}\nabla^2\rho_\phi$. The central claim of (D1) is that the operator inverse of $(\mathbf{I} + \mathcal{L}^{-1}\mathbf{D}\nabla^2)^{-1}$ can be expanded in powers of *local* derivatives of $u(\mathbf{r})$. As operator inverses normally involve integrals (via Green's function solutions), this result is slightly surprising as it prohibits truly non-local behaviour. In principle, patterns could be intrinsically non-local, so it is worth verifying consistency of (D1) with the Green's function solution in the linear operator limit where \mathcal{L}^{-1} is a constant. To simplify calculation, we consider the scalar limit where $\rho_{\text{ex}}, u \in \mathbb{R}$; the extension to vector quantities is straightforward. We write $\mathcal{L}^{-1}\mathbf{D} = \pm\ell^2$ where ℓ has units of length, with $-\ell^2$ where \mathcal{L} is stable and $+\ell^2$ in an unstable region (e.g. on the unstable branch in a reentrant nullcline). We consider the latter for the analytic continuation of the theory into the unstable region, but note that this entire approach breaks down at the turning points separating stable and unstable regions where $\ell \rightarrow \infty$. The linearised form of (D1) then becomes

$$\begin{aligned} \rho_{\text{ex}}(\mathbf{r}) &= (1 - \ell^2\nabla^2)^{-1}u(\mathbf{r}) \\ &= u(\mathbf{r}) + \ell^2\nabla^2u(\mathbf{r}) + \ell^4\nabla^4u(\mathbf{r}) + \dots \end{aligned} \quad (\text{D2})$$

i.e. with n th term is $\ell^{2n}\nabla^{2n}u(\mathbf{r})$.

To verify consistency, we must show (D2) is equivalent to the Green's function solution

$$\rho_{\text{ex}}(\mathbf{r}) = \int d\mathbf{r}' \mathcal{G}(\mathbf{r}, \mathbf{r}')u(\mathbf{r}').$$

The Green's function is the solution to the screened Poisson equation

$$(1 - \ell^2\nabla^2)\mathcal{G} = -\delta(\mathbf{r} - \mathbf{r}')$$

The solution can then be found via Fourier transformation and contour integrating (or otherwise), giving

$$\mathcal{G}(r = |\mathbf{r} - \mathbf{r}'|) = \frac{K_{\frac{d}{2}-1}\left(\frac{r}{\ell}\right)}{2\pi\ell^2(2\pi r\ell)^{\frac{d}{2}-1}}, \quad (\text{D3})$$

for $d \geq 2$, and where $\{K_n\}$ are the modified Bessel functions of the second kind. In physical dimensions it is easily verified that this reduces to the known results

$$\mathcal{G}(r) = \begin{cases} \frac{K_0\left(\frac{r}{\ell}\right)}{2\pi\ell^2} & d = 2 \\ \frac{\exp\left(-\frac{r}{\ell}\right)}{4\pi\ell^2 r} & d = 3. \end{cases}$$

In order to show equivalence, we expand the inhomogeneous term as

$$u(\mathbf{r}') = u(\mathbf{r}) + \nabla u(\mathbf{r}) \cdot (\mathbf{r}' - \mathbf{r}) + \frac{1}{2!} \nabla \nabla u(\mathbf{r}) : (\mathbf{r}' - \mathbf{r})^{\otimes 2} + \dots,$$

and then insert this into the Green's function solution. The inhomogeneous solution then becomes

$$\begin{aligned} \rho_{\text{ex}}(\mathbf{r}) &= u(\mathbf{r}) \int d\mathbf{r}' \mathcal{G}(r') \\ &+ \nabla u(\mathbf{r}) \cdot \int d\mathbf{r}' \mathcal{G}(r') \mathbf{r}' \\ &+ \frac{\nabla \nabla u(\mathbf{r})}{2!} : \int d\mathbf{r}' \mathcal{G}(r') \mathbf{r}' \otimes \mathbf{r}' + \dots \end{aligned}$$

As \mathbf{r}' has odd parity whereas $\mathcal{G}(|\mathbf{r}'|)$ has even parity, only integrals involving even numbers of \mathbf{r}' will survive integration. Only $\nabla^{\otimes 2n}u$ therefore contribute to ρ_{ex} . The leading term is simply proportional to $u(\mathbf{r})$. The next leading term is then

$$\frac{\nabla \nabla u}{2!} : \int d\mathbf{r}' \mathcal{G}(r') \mathbf{r}' \otimes \mathbf{r}' = \frac{1}{2!} \sum_{i,j=1}^d \frac{\partial^2 u(\mathbf{r})}{\partial x_i \partial x_j} \int d\mathbf{r}' \mathcal{G}(r') x'_i x'_j$$

where $\{x'_1, \dots, x'_d\}$ are the Cartesian components of \mathbf{r}' . To proceed, we focus on the inner product with $\mathbf{e}_i \otimes \mathbf{e}_j$. This integral must vanish when $i \neq j$ because the Cartesian components have odd parity, but their square becomes even when $i = j$. The integral for each diagonal entry must be the same by rotation invariance, so that the final result involves the trace $\text{Tr}(\nabla \nabla u) = \nabla^2 u$ times a radial integral over $G(r')$. So far this is consistent with our asymptotic solution, but we need the constant of proportionality (which should be ℓ^{2n}) and we need to extend this to the n th term.

Continuing to higher-order terms is more intricate. First, we note that the n th harmonic operator gives

$$\nabla^{2n}u(\mathbf{r}) = \sum_{|\alpha|=n} \frac{\partial^{2n}u(\mathbf{r})}{\partial x_1^{2\alpha_1} \dots \partial x_d^{2\alpha_d}}.$$

The n th non-zero term in our expansion involves a sum over $|\beta| = 2n$, but only terms involving odd derivatives survive (by an identical argument as above), so we can transform the sum to one over $|\alpha| = n$:

$$\sum_{|\beta|=2n} \frac{\partial^{2n}}{\partial x_{\beta_1} \cdots \partial x_{\beta_{2n}}} \rightarrow \sum_{|\alpha|=n} \frac{\binom{2n}{2\alpha}}{\binom{n}{\alpha}} \frac{\partial^{2n}}{\partial x_1^{2\alpha_1} \cdots \partial x_d^{2\alpha_d}},$$

where the multinomial coefficients evaluate to

$$\frac{\binom{2n}{2\alpha}}{\binom{n}{\alpha}} = \frac{(2n)!}{(2\alpha_1)! \cdots (2\alpha_d)!} \frac{\alpha_1! \cdots \alpha_d!}{n!}.$$

The remaining contribution in the n th term is an the integral over $2n$ Cartesian coordinates (and a combinatorial prefactor from the Taylor expansion):

$$\frac{1}{(2n)!} \int d\mathbf{r} \mathcal{G}(r) x_1^{2\alpha_1} \cdots x_d^{2\alpha_d} = \frac{\Theta_n}{(2n)!} \int dr r^{2n+d-1} \mathcal{G}(r).$$

On the right-hand side we decomposed it into an angular integral Θ_n and a radial integral. This step makes use of hyperspherical coordinates with radius r and angular coordinates $\{\theta_1, \dots, \theta_{d-1}\}$ (with $\theta_1 \in [0, 2\pi]$ and $\theta_i \in [0, \pi]$ for $i > 1$). The angular integral measures the distribution of the monomial $(x_1^{\alpha_1} \cdots x_d^{\alpha_d})$ on the unit $(d-1)$ -sphere. Note that this monomial has degree $2|\alpha| = 2n$. Given explicitly, the angular integral is

$$\Theta_n = \int_{S^{d-1}} d\Omega_d x_1^{\alpha_1} \cdots x_d^{\alpha_d}$$

where S^n is the unit n -sphere. Note that inside this integral $|\mathbf{x}| = 1$ as we are constrained to the unit sphere. We employ the trick of considering the related integral [72]

$$\begin{aligned} \int_{\mathbb{R}^d} d\mathbf{r} e^{-r^2} x_1^{2\alpha_1} \cdots x_d^{2\alpha_d} &= \Theta_n \int_0^\infty dr r^{2n+d-1} e^{-r^2} \\ &= \frac{\Theta_n}{2} \Gamma\left(\frac{2n+d}{2}\right) \end{aligned}$$

But the left-hand side can also be evaluated in Cartesian coordinates:

$$\begin{aligned} \int_{\mathbb{R}^d} d\mathbf{r} e^{-r^2} x_1^{2\alpha_1} \cdots x_d^{2\alpha_d} &= \prod_{i=1}^d \left(\int_{-\infty}^{\infty} dx_i x_i^{2\alpha_i} e^{-x_i^2} \right), \\ &= \prod_{i=1}^d \Gamma\left(\alpha_i + \frac{1}{2}\right) = \prod_{i=1}^d \frac{\sqrt{\pi}(2\alpha_i)!}{4^{\alpha_i} \alpha_i!} = \frac{\pi^{\frac{d}{2}}}{4^n} \prod_{i=1}^d \frac{(2\alpha_i)!}{\alpha_i!}. \end{aligned}$$

Equating these two approaches, we find

$$\Theta_n = \frac{2\pi^{\frac{d}{2}}}{4^n \Gamma\left(\frac{2n+d}{2}\right)} \prod_{i=1}^d \frac{(2\alpha_i)!}{\alpha_i!}.$$

Returning to our expansion, we have n th non-zero term

$$\begin{aligned} \frac{1}{(2n)!} \sum_{|\beta|=2n} \frac{\partial^{2n} u(\mathbf{r})}{\partial x_{\beta_1} \cdots \partial x_{\beta_{2n}}} \int d\mathbf{r}' \mathcal{G}(r') x_1^{\alpha_1} \cdots x_d^{\alpha_d} \\ = \left(\frac{2\pi^{\frac{d}{2}}}{n! 4^n \Gamma\left(\frac{2n+d}{2}\right)} \int dr' (r')^{2n+d-1} \mathcal{G}(r') \right) \nabla^{2n} u(\mathbf{r}). \end{aligned}$$

This confirms that the n th term is indeed proportional to $\nabla^{2n} u$, as we found for the leading correction. To obtain the proportionality constant we insert the Green's function (D3) into the integral, which then evaluates to

$$\frac{(2\ell)^{1-\frac{d}{2}}}{n! 4^n \ell^2 \Gamma\left(\frac{2n+d}{2}\right)} \int_0^\infty dr r^{2n+\frac{d}{2}} K_{\frac{d}{2}-1}\left(\frac{r}{\ell}\right) = \ell^{2n}.$$

This is identical to the result of our asymptotic analysis (D2), and so we have demonstrated equivalence of the approaches (at least for constant \mathcal{L} , and in the one-component case).

In section V we analytically continue our results inside a region where the nullcline is reentrant. In that region the adiabatic equation is a Helmholtz equation instead of a screened Poisson equation. To repeat the same steps for the Helmholtz equation, we make the change $\ell^2 \rightarrow -\ell^2$ in (D2) so that the expansion becomes

$$\begin{aligned} \rho_{\text{ex}}(\mathbf{r}) &= (1 + \ell^2 \nabla^2)^{-1} u(\mathbf{r}) \\ &= u(\mathbf{r}) - \ell^2 \nabla^2 u(\mathbf{r}) + \ell^4 \nabla^4 u(\mathbf{r}) - \dots \end{aligned} \quad (\text{D4})$$

The steps to find the inverse via Green's functions would be identical to before, except in the penultimate line where we evaluate the radial integral we would make use of the Green's function for the Helmholtz equation. The resulting integral is more tricky (as $G(r)$ is oscillatory), but as we have increased confidence in the expansion solution we can afford to be more specialised. For $d = 3$, the Green's function is the familiar spherical wave kernel

$$\mathcal{G}(r = |\mathbf{r} - \mathbf{r}'|) = \frac{\exp\left(\frac{ir}{\ell}\right)}{4\pi r}.$$

For $d = 3$ we evaluate the integral for the n th term as

$$\lim_{\epsilon \rightarrow 0^+} \frac{2\pi^{\frac{3}{2}}}{n! 4^n \Gamma\left(\frac{2n+3}{2}\right)} \int_0^\infty dr r^{2n+1} e^{i\frac{r}{\ell} - \epsilon r} = -(-1)^n \ell^{2n}$$

giving (D4).

Together (D2) (in arbitrary d) and (D4) (in $d = 3$) confirm (D1) for scalar quantities and in the limit where the $\mathcal{L}^{-1} \sim \ell^2$ is a constant. The expansions we use in the main text therefore seem well-justified, except where $\ell \rightarrow \infty$ at turning points demarcating stable and unstable regions. The latter appear around reentrant nullclines and are pathological to the asymptotic series solution developed here.

Appendix E: Beyond onset: adiabatic elimination with an arbitrary reference contour

Strictly speaking, our analysis in section IV is only applicable around the onset of phase separation where the homogeneous solution (along the nullcline) remains a good reference state. Here we show that our theory generalises to more arbitrary reference contours, demonstrating that the resulting field theory (18) remains valid beyond onset and even approaching the steady-state.

We introduce a new point-wise reference geometry $\bar{\rho}_\phi = \bar{\rho}_\phi(\phi)$ which can be written as the contour integral

$$\bar{\rho}_\phi(\phi) = \hat{\rho} + \int_0^\phi d\varphi \bar{\mathbf{g}}_\phi(\varphi) \quad (\text{E1})$$

similarly to (5) but with a different tangent vector $\bar{\mathbf{g}}_\phi$. However, now the flux does not necessarily vanish along this contour. The expansion of the flux then becomes

$$\mathcal{R} = \bar{\mathcal{R}}(\phi) + \bar{\mathcal{L}}(\phi)(\rho - \rho_\phi) + \mathcal{O}(\rho^2),$$

where $\bar{\mathcal{R}} \equiv \mathcal{R}(\rho = \bar{\rho}_\phi)$ and $\bar{\mathcal{L}} \equiv (\nabla_{\mathcal{C}} \mathcal{R})_{\rho=\bar{\rho}_\phi}$ are now evaluated at points along the new contour. Writing $\bar{\rho}_{\text{ex}} = \rho - \bar{\rho}_\phi$, then repeating the steps of section IV B would result in solution

$$\begin{aligned} \bar{\rho}_{\text{ex}} &= -(\bar{\mathcal{L}} + \mathbf{D}\nabla^2)^{-1} (\bar{\mathcal{R}} + \mathbf{D}\nabla^2 \bar{\rho}_\phi), \quad (\text{E2a}) \\ &= \sum_{n=1}^{\infty} \left(-\bar{\mathcal{L}}^{-1}(\phi) \mathbf{D}\nabla^2 \right)^n \left(\bar{\rho}_\phi(\phi) - \bar{\mathcal{L}}^{-1}(\phi) \bar{\mathcal{R}}(\phi) \right), \end{aligned}$$

or equivalently the total concentration is

$$\begin{aligned} \rho &= \left(\mathbf{I} + \bar{\mathcal{L}}^{-1} \mathbf{D}\nabla^2 \right)^{-1} \left(\bar{\rho}_\phi - \bar{\mathcal{L}}^{-1} \bar{\mathcal{R}} \right), \quad (\text{E2b}) \\ &= \sum_{n=0}^{\infty} \left(-\bar{\mathcal{L}}^{-1} \mathbf{D}\nabla^2 \right)^n \left(\bar{\rho}_\phi - \bar{\mathcal{L}}^{-1} \bar{\mathcal{R}} \right). \end{aligned}$$

Inserting this back into (1) and projecting onto the order parameter results in a field theory identical in form to that previously obtained in (18), albeit with different coefficients. It is straightforward to show by substitution that if the flux is exactly linear around the nullcline i.e. $\bar{\mathcal{R}} = \bar{\mathcal{L}}(\bar{\rho}_\phi - \rho_\phi)$ (recalling that ρ_ϕ is our original nullcline reference geometry), then (E2) reduces to (12) as expected.

For a sufficiently good guess for the contour $\bar{\rho}_\phi = \bar{\rho}_\phi(\phi)$, the resulting coefficients would be more accurate at longer times when deviations from the nullcline become pronounced. The strength of the theory approaching the steady-state then depends on finding accurate approximations for the reference contour $\bar{\rho}_\phi$. We note that for two-component $m = 2$ systems the steady-state must fall along a straight line with $\mathbf{g}^\phi \mathbf{D} \rho = \text{const}$, and so it is trivial to construct a theory that becomes *exact* approaching the steady-state. For more components a reasonable guess would be the steepest descent path along the plane normal to $\mathbf{g}^\phi \mathbf{D}$.

-
- [1] A. A. Hyman, C. A. Weber, and F. Jülicher, Liquid-Liquid Phase Separation in Biology, *Annu. Rev. Cell Dev. Biol.* **30**, 39 (2014).
- [2] S. F. Banani, H. O. Lee, A. A. Hyman, and M. K. Rosen, Biomolecular condensates: Organizers of cellular biochemistry, *Nat Rev Mol Cell Biol* **18**, 285 (2017).
- [3] C. A. Weber, D. Zwicker, F. Jülicher, and C. F. Lee, Physics of active emulsions, *Rep. Prog. Phys.* **82**, 064601 (2019).
- [4] H. Falahati and A. Haji-Akbari, Thermodynamically driven assemblies and liquid-liquid phase separations in biology, *Soft Matter* **15**, 1135 (2019).
- [5] W.-K. Cho, J.-H. Spille, M. Hecht, C. Lee, C. Li, V. Grube, and I. I. Cisse, Mediator and RNA polymerase II clusters associate in transcription-dependent condensates, *Science* **361**, 412 (2018).
- [6] D. Zwicker, R. Seyboldt, C. A. Weber, A. A. Hyman, and F. Jülicher, Growth and division of active droplets provides a model for protocells, *Nature Phys* **13**, 408 (2017).
- [7] J. D. Wurtz and C. F. Lee, Chemical-Reaction-Controlled Phase Separated Drops: Formation, Size Selection, and Coarsening, *Phys. Rev. Lett.* **120**, 078102 (2018).
- [8] C. F. Lee and J. D. Wurtz, Novel physics arising from phase transitions in biology, *J. Phys. D: Appl. Phys.* **52**, 023001 (2019).
- [9] P. C. Bressloff, Active suppression of Ostwald ripening: Beyond mean-field theory, *Phys. Rev. E* **101**, 042804 (2020).
- [10] J. Bauermann, S. Laha, P. M. McCall, F. Jülicher, and C. A. Weber, Chemical Kinetics and Mass Action in Co-existing Phases, *J. Am. Chem. Soc.* **144**, 19294 (2022).
- [11] A. M. Bergmann, J. Bauermann, G. Bartolucci, C. Donau, M. Stasi, A.-L. Holtmannspötter, F. Jülicher, C. A. Weber, and J. Boekhoven, Liquid spherical shells are a non-equilibrium steady state of active droplets, *Nat Commun* **14**, 6552 (2023).
- [12] A. Turing, The chemical basis of morphogenesis, *Phil. Trans. R. Soc. Lond. B* **237**, 37 (1952).
- [13] P. Gray and S. K. Scott, Autocatalytic reactions in the isothermal, continuous stirred tank reactor: Isolates and other forms of multistability, *Chemical Engineering Science* **38**, 29 (1983).
- [14] P. Gray and S. K. Scott, Autocatalytic reactions in the isothermal, continuous stirred tank reactor: Oscillations and instabilities in the system $A + 2B \rightarrow 3B$; $B \rightarrow C$, *Chemical Engineering Science* **39**, 1087 (1984).
- [15] I. S. Aranson and L. Kramer, The world of the complex Ginzburg-Landau equation, *Rev. Mod. Phys.* **74**, 99 (2002).
- [16] J. Swift and P. C. Hohenberg, Hydrodynamic fluctuations at the convective instability, *Phys. Rev. A* **15**, 319 (1977).
- [17] S. Kondo and T. Miura, Reaction-Diffusion Model as a Framework for Understanding Biological Pattern Formation, *Science* **329**, 1616 (2010).
- [18] M. Otsuji, S. Ishihara, C. Co, K. Kaibuchi, A. Mochizuki,

- and S. Kuroda, A Mass Conserved Reaction–Diffusion System Captures Properties of Cell Polarity, *PLoS Comput Biol* **3**, e108 (2007).
- [19] S. J. Altschuler, S. B. Angenent, Y. Wang, and L. F. Wu, On the spontaneous emergence of cell polarity, *Nature* **454**, 886 (2008).
- [20] A. B. Goryachev and A. V. Pokhilko, Dynamics of Cdc42 network embodies a Turing-type mechanism of yeast cell polarity, *FEBS Letters* **582**, 1437 (2008).
- [21] Y. Mori, A. Jilkine, and L. Edelstein-Keshet, Wave-Pinning and Cell Polarity from a Bistable Reaction-Diffusion System, *Biophysical Journal* **94**, 3684 (2008).
- [22] A. Jilkine and L. Edelstein-Keshet, A Comparison of Mathematical Models for Polarization of Single Eukaryotic Cells in Response to Guided Cues, *PLoS Comput Biol* **7**, e1001121 (2011).
- [23] L. Edelstein-Keshet, W. R. Holmes, M. Zajac, and M. Dutot, From simple to detailed models for cell polarization, *Phil. Trans. R. Soc. B* **368**, 20130003 (2013).
- [24] P. K. Trong, E. M. Nicola, N. W. Goehring, K. V. Kumar, and S. W. Grill, Parameter-space topology of models for cell polarity, *New J. Phys.* **16**, 065009 (2014).
- [25] S. Seirin Lee and T. Shibata, Self-organization and advective transport in the cell polarity formation for asymmetric cell division, *Journal of Theoretical Biology* **382**, 1 (2015).
- [26] J.-G. Chiou, S. A. Ramirez, T. C. Elston, T. P. Witelski, D. G. Schaeffer, and D. J. Lew, Principles that govern competition or co-existence in Rho-GTPase driven polarization, *PLoS Comput Biol* **14**, e1006095 (2018).
- [27] P. W. Miller, D. Fortunato, M. Novaga, S. Y. Shvartsman, and C. B. Muratov, Generation and Motion of Interfaces in a Mass-Conserving Reaction-Diffusion System, *SIAM J. Appl. Dyn. Syst.* **22**, 2408 (2023).
- [28] I. Prigogine and G. Nicolis, On Symmetry-Breaking Instabilities in Dissipative Systems, *The Journal of Chemical Physics* **46**, 3542 (1967).
- [29] I. Prigogine and R. Lefever, Symmetry Breaking Instabilities in Dissipative Systems. II, *The Journal of Chemical Physics* **48**, 1695 (1968).
- [30] U. Seifert, Stochastic thermodynamics, fluctuation theorems and molecular machines, *Rep. Prog. Phys.* **75**, 126001 (2012).
- [31] S. Ramaswamy, The Mechanics and Statistics of Active Matter, *Annu. Rev. Condens. Matter Phys.* **1**, 323 (2010).
- [32] M. C. Marchetti, J. F. Joanny, S. Ramaswamy, T. B. Liverpool, J. Prost, M. Rao, and R. A. Simha, Hydrodynamics of soft active matter, *Rev. Mod. Phys.* **85**, 1143 (2013).
- [33] C. Bechinger, R. Di Leonardo, H. Löwen, C. Reichhardt, G. Volpe, and G. Volpe, Active Particles in Complex and Crowded Environments, *Rev. Mod. Phys.* **88**, 10.1103/RevModPhys.88.045006 (2016).
- [34] R. Milo and R. Phillips, *Cell Biology by the Numbers* (Garland Science, Taylor & Francis Group, New York, NY, 2016).
- [35] E. Balleza, J. M. Kim, and P. Cluzel, Systematic characterization of maturation time of fluorescent proteins in living cells, *Nat Methods* **15**, 47 (2018).
- [36] X. Han, D. Yu, R. Gu, Y. Jia, Q. Wang, A. Jaganathan, X. Yang, M. Yu, N. Babault, C. Zhao, H. Yi, Q. Zhang, M.-M. Zhou, and L. Zeng, Roles of the BRD4 short isoform in phase separation and active gene transcription, *Nat Struct Mol Biol* **27**, 333 (2020).
- [37] J. Halatek and E. Frey, Rethinking pattern formation in reaction–diffusion systems, *Nature Phys* **14**, 507 (2018).
- [38] F. Brauns, J. Halatek, and E. Frey, Phase-Space Geometry of Mass-Conserving Reaction-Diffusion Dynamics, *Phys. Rev. X* **10**, 041036 (2020).
- [39] F. Brauns, H. Weyer, J. Halatek, J. Yoon, and E. Frey, Wavelength Selection by Interrupted Coarsening in Reaction-Diffusion Systems, *Phys. Rev. Lett.* **126**, 104101 (2021).
- [40] M. E. Cates and J. Tailleur, Motility-Induced Phase Separation, *Annu. Rev. Condens. Matter Phys.* **6**, 219 (2015).
- [41] J. W. Cahn and J. E. Hilliard, Free Energy of a Nonuniform System. I. Interfacial Free Energy, *J. Chem. Phys.* **28**, 258 (1958).
- [42] P. C. Hohenberg and B. I. Halperin, Theory of dynamic critical phenomena, *Rev. Mod. Phys.* **49**, 435 (1977).
- [43] C. Nardini, É. Fodor, E. Tjhung, F. van Wijland, J. Tailleur, and M. E. Cates, Entropy Production in Field Theories without Time-Reversal Symmetry: Quantifying the Non-Equilibrium Character of Active Matter, *Phys. Rev. X* **7**, 021007 (2017).
- [44] E. Tjhung, C. Nardini, and M. E. Cates, Cluster Phases and Bubbly Phase Separation in Active Fluids: Reversal of the Ostwald Process, *Phys. Rev. X* **8**, 031080 (2018).
- [45] A. J. Bray, Theory of phase-ordering kinetics, *Advances in Physics* **51**, 481 (2002).
- [46] T. Speck, J. Bialké, A. M. Menzel, and H. Löwen, Effective Cahn-Hilliard Equation for the Phase Separation of Active Brownian Particles, *Phys. Rev. Lett.* **112**, 218304 (2014).
- [47] J. Stenhammar, A. Tiribocchi, R. J. Allen, D. Marenduzzo, and M. E. Cates, Continuum Theory of Phase Separation Kinetics for Active Brownian Particles, *Phys. Rev. Lett.* **111**, 145702 (2013).
- [48] R. Wittkowski, A. Tiribocchi, J. Stenhammar, R. J. Allen, D. Marenduzzo, and M. E. Cates, Scalar Φ^4 field theory for active-particle phase separation, *Nat Commun* **5**, 4351 (2014).
- [49] G. Fausti, E. Tjhung, M. E. Cates, and C. Nardini, Capillary Interfacial Tension in Active Phase Separation, *Phys. Rev. Lett.* **127**, 068001 (2021).
- [50] F. Caballero, C. Nardini, and M. E. Cates, From bulk to microphase separation in scalar active matter: A perturbative renormalization group analysis, *J. Stat. Mech.* **2018**, 123208 (2018).
- [51] M. E. Cates and C. Nardini, Classical Nucleation Theory for Active Fluid Phase Separation, *Phys. Rev. Lett.* **130**, 098203 (2023).
- [52] Y. Zheng, M. A. Klatt, and H. Löwen, Universal Hyperuniformity in Active Field Theories (2023), arxiv:2310.03107 [cond-mat].
- [53] T. Speck, Critical behavior of active Brownian particles: Connection to field theories, *Phys. Rev. E* **105**, 064601 (2022).
- [54] M. te Vrugt, J. Bickmann, and R. Wittkowski, How to derive a predictive field theory for active Brownian particles: A step-by-step tutorial, *J. Phys.: Condens. Matter* **35**, 313001 (2023).
- [55] E. Kalz, A. Sharma, and R. Metzler, Field-Theory of Active Chiral Hard Disks: A First-Principles Approach to Steric Interactions (2023), arxiv:2310.16691 [cond-mat].
- [56] H. Alston, A. O. Parry, R. Voituriez, and T. Bertrand,

- Intermittent attractive interactions lead to microphase separation in nonmotile active matter, *Phys. Rev. E* **106**, 034603 (2022), arxiv:2201.04091 [cond-mat, physics:physics].
- [57] J.-P. Hansen and I. R. McDonald, *Theory of Simple Liquids with Applications to Soft Matter*, fourth edition ed. (Elsevier, 2013).
- [58] D. S. Dean, Langevin equation for the density of a system of interacting Langevin processes, *J. Phys. A: Math. Gen.* **29**, L613 (1996).
- [59] A. J. Archer and R. Evans, Dynamical density functional theory and its application to spinodal decomposition, *The Journal of Chemical Physics* **121**, 4246 (2004).
- [60] G. Falasco, R. Rao, and M. Esposito, Information Thermodynamics of Turing Patterns, *Phys. Rev. Lett.* **121**, 108301 (2018).
- [61] F. Bergmann, L. Rapp, and W. Zimmermann, Active phase separation: A universal approach, *Phys. Rev. E* **98**, 020603 (2018).
- [62] H. V. Helmholtz, Über die physikalische Bedeutung des Princips der kleinsten Wirkung, *Crelles J.* **1887**, 137 (1887).
- [63] E. Tonti, Variational formulation of nonlinear differential equations (I), *barb* **55**, 137 (1969).
- [64] A. P. Solon, J. Stenhammar, M. E. Cates, Y. Kafri, and J. Tailleur, Generalized thermodynamics of phase equilibria in scalar active matter, *Phys. Rev. E* **97**, 020602 (2018).
- [65] W. R. Holmes, A. E. Carlsson, and L. Edelstein-Keshet, Regimes of wave type patterning driven by refractory actin feedback: Transition from static polarization to dynamic wave behaviour, *Phys. Biol.* **9**, 046005 (2012).
- [66] B. Jacobs, J. Molenaar, and E. E. Deinum, Small GTPase patterning: How to stabilise cluster coexistence, *PLoS ONE* **14**, e0213188 (2019).
- [67] C. Gai, D. Iron, and T. Kolokolnikov, Localized out-breaks in an S-I-R model with diffusion, *J. Math. Biol.* **80**, 1389 (2020).
- [68] S. M. Murray and V. Sourjik, Self-organization and positioning of bacterial protein clusters, *Nature Phys* **13**, 1006 (2017).
- [69] J. F. Robinson, reactgpu: a package to simulate reaction-diffusion systems with cuda acceleration., <https://github.com/tranqui/reactGPU> (2024).
- [70] B. Q. Lu, R. Evans, and M. Telo Da Gama, The form of the density profile at a liquid-gas interface: Dependence on the intermolecular potential, *Molecular Physics* **55**, 1319 (1985).
- [71] R. Evans, Density Functionals in the Theory of Non-Uniform Fluids, in *Fundamentals of Inhomogeneous Fluids*, edited by D. Henderson (Marcel Dekker, 1992) pp. 85–175.
- [72] G. B. Folland, How to Integrate A Polynomial Over A Sphere, *The American Mathematical Monthly* **108**, 446 (2001).