

Realization of permutation groups by quantum circuit

Junchi Liu ^{*1}, Yangyang Ren ^{†1}, Yan Cao ^{‡1}, Hanyi Sun ^{§1}, and Lin Chen ^{¶1,2}

¹LMIB and School of Mathematical Sciences, Beihang University, Beijing 100191, China,
Beihang University, Beijing 100191, China

²International Research Institute for Multidisciplinary Science, Beihang University, Beijing
100191, China

Abstract

The permutation group is of wide interest and application in many science branches. We show that six CNOT gates in a quantum circuit without single-qubit gates are both necessary and sufficient for the implementation of permutation group of three elements. Then we provide all circuits realizing the element by using exactly six CNOT gates. We also extend our result to the realization of quantum circuits for the permutation group of any elements.

keywords: quantum circuit, permutation group, CNOT gate

1 Introduction

Quantum circuit has been used to realize various tasks such as quantum-information masking [1], teleportation and dense coding of both states and operations [2, 3, 4, 5, 6, 7, 8, 9, 10, 11]. Such tasks rely on the implementation of quantum operations such as single-qubit unitary gate, two-qubit controlled-NOT(CNOT) gate, and swap gate [12, 13, 14, 15, 16]. In particular, the swap gate can be regarded as an element of order-two symmetric group from group theory. The theory has been one of the fundamental branches in abstract algebra for centuries, with plenty of applications to the science such as physics, chemistry, electrical engineering, and so on. Hence, one naturally expects that the symmetric group finds applications in a larger scope of life and science, when the practical cost of such a group is necessarily considered. For example in quantum information theory, the quantum cost of an arbitrary gate was first proposed by Barenco et al [17]. One can simply regard the quantum cost as the number of unitary gates used in designing a quantum circuit. Hence, it is

*junchiliu@buaa.edu.cn

†renyangyang@buaa.edu.cn

‡yancao@buaa.edu.cn

§21091021@buaa.edu.cn

¶linchen@buaa.edu.cn (corresponding author)

expected to have a lower quantum cost in practice. In particular, researchers are interested in finding the optimal quantum circuit which requires the least quantum cost [18]. It has been shown that the two-qubit swap gate can be realized by exactly three CNOT gates both necessarily and sufficiently [19, 20]. It is therefore an interesting problem to ask whether one can construct elements of general symmetric groups by spending a small number of CNOT gates.

A multi-qubit system comprises multiple qubits, each of which is capable of existing in superposition states, thereby creating an expanded quantum state space. The evolution of multi-qubit systems is facilitated by quantum gate operations, enabling information transfer between qubits and the establishment of quantum entanglement. Control and manipulation of multi-qubit systems allow for various applications, including quantum computing, communication, and simulation. Through the extension to multi-qubit system, we can categorize complex situations into several equivalence classes. Within each equivalence class, the number of CNOT gates required for performing circuit swaps and renaming operations remains consistent.

In this paper, we exclusively utilize CNOT gates for implementing permutation groups generated by more than two elements. In Lemma 1, we recall that three CNOT gates are both necessary and sufficient to execute a two-qubit swap gate operation. Subsequently, in Lemma 2, we show that the maximum number of CNOT gates needed to carry out an n -qubit substitution operation is $3(n - 1)$. Moving forward, our analysis in Section 3 reveals that utilizing five or fewer CNOT gates is insufficient for implementing a three-qubit swap gate corresponding to the permutation element (123). Hence six CNOT gates are both necessary and sufficient for implementing (123). This is done by employing a graph-theoretic approach to rigorously validate the results in terms of at most five CNOT gates. Using computational tools, we exhaustively explore all valid circuit diagrams containing exactly six CNOT gates to successfully execute the swap gate for (123), by explaining the equivalence classes in Remark 6 and Table 2. We conclude them in Theorem 7. To extend our analysis to the multiqubit scenario, we present the reducible and irreducible permutation elements in Definition 8. We clarify the equivalence between rows in the multi-qubit space and provide an approximate upper bound for multi-qubits to perform the aforementioned operations in Theorem 9. The comprehensive exploration of this paper aims to pave the

way for further advancements in understanding quantum circuit optimization via multiple use of a specific two-qubit gate.

The rest of this paper is organized as follows. In Section 2 we introduce the basic notions and facts used in this paper. In Section 3 we show the implementation of three-qubit swap gate using CNOT gates. Then we extend our implementation to the multiqubit scenario in Section 4. Finally we conclude in Section 5.

2 Preliminaries

In this section, we introduce the main notions and facts for this paper. It is known that every n -qubit pure state is in the n -partite Hilbert space $(C^2)^{\otimes n}$ spanned by the orthonormal basis $\{e_{j_1} \otimes \dots \otimes e_{j_n}, j_1, \dots, j_n = 0, 1\}$, and $e_0 := |0\rangle = \begin{pmatrix} 1 \\ 0 \end{pmatrix}$, $e_1 := |1\rangle = \begin{pmatrix} 0 \\ 1 \end{pmatrix}$. To produce an entangled state, an interaction on the multiqubit state is usually required. A typical interaction is the two-qubit CNOT gate in Figure 1, which is capable of generating one ebit of entanglement by acting on a product state. For $x, y = 0, 1$, the effect of CNOT gate is $CNOT(|x\rangle|y\rangle) = |x\rangle|x \oplus y\rangle$. Here the computational basis vectors are represented by $|x\rangle|y\rangle := |x, y\rangle := |xy\rangle$ such that

$$|00\rangle = \begin{bmatrix} 1 \\ 0 \\ 0 \\ 0 \end{bmatrix}, \quad |01\rangle = \begin{bmatrix} 0 \\ 1 \\ 0 \\ 0 \end{bmatrix}, \quad (1)$$

$$|10\rangle = \begin{bmatrix} 0 \\ 0 \\ 1 \\ 0 \end{bmatrix}, \quad |11\rangle = \begin{bmatrix} 0 \\ 0 \\ 0 \\ 1 \end{bmatrix}. \quad (2)$$

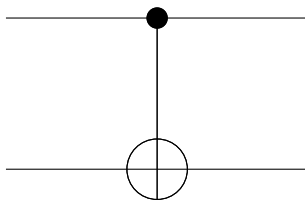


Figure 1: Line representation of the CNOT gate

Next, the SWAP gate in Figure 2 can exchange qubits and create entanglement. It is mathematically written as $SWAP = \begin{bmatrix} 1 & 0 & 0 & 0 \\ 0 & 0 & 1 & 0 \\ 0 & 1 & 0 & 0 \\ 0 & 0 & 0 & 1 \end{bmatrix}$. The following fact is known.

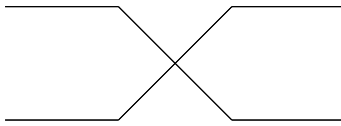


Figure 2: Line representation of the SWAP gate

Lemma 1. *The SWAP gate can be implemented by using exactly three CNOT gates to exchange two qubits.*

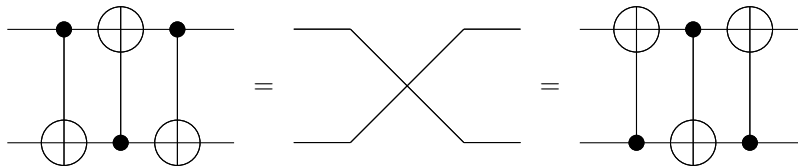


Figure 3: Three CNOT gates form a SWAP gate

As far as we know, the extension of above lemma is a challenge. The main target of this paper is to study the least number $C(n)$ of CNOT gates required to realize the multiqubit unitary gate for the element $(12\dots n)$ of the n -element permutation group, when no local unitary gates are used. We present a simple observation for the number $C(n)$.

Lemma 2. *The upper bound of $C(n)$ is $3(n - 1)$.*

Proof. We apply the induction for the claim. The claim for $n = 2$ holds by using Lemma 1, indeed, the two-qubit swap gate can be realized by using three CNOT gates. Suppose the claim holds for $n - 1$, that is, $C(n - 1) \leq 3(n - 2)$. Because the element $(12\dots n) = (12\dots n - 1)(n - 1, n)$, one can realize it by using $C(n - 1) + C(2) = 3(n - 1)$ CNOT gates. So the claim holds for n . We have finished the proof. \square

To demonstrate the above lemma, we show some definitions and notations for our next steps. In a three-qubit system, there are only six possible con-

figurations for the CNOT gate. This is because the CNOT gate acts on two qubits, with one qubit serving as the control qubit, and the other qubit serving as the target qubit. We provide the six configurations in Table 1 and Figure 4 .

Table 1: six configurations of CNOT gates

Names of configurations	A	B	C	D	E	F
the control qubit	first	second	first	third	second	third
the target qubit	second	first	third	first	third	second

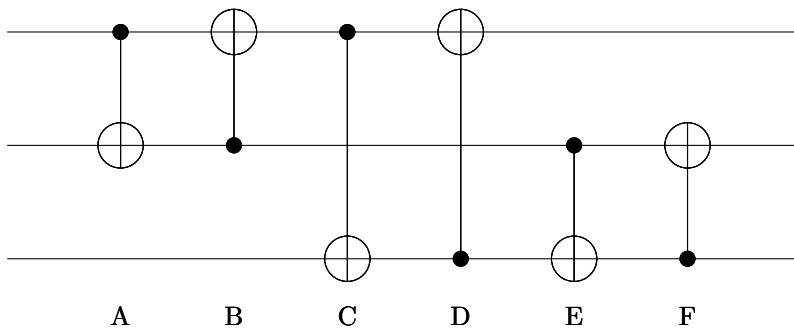


Figure 4: six CNOT gates in the 3-qubit system

In an n -qubit circuit, some quantum gates may have the same effect by switching the qubits. For example, if the circuit works for a three-qubit swap gate (123), then one can show that the CNOT gate on the first and second qubit of circuit is the same as the CNOT gate on the second and third qubit of a new circuit by moving the bottom qubit to the first. More formally, we present the following definition.

Definition 3. *For an n -qubit quantum circuit, we can perform an operation where we move the bottom qubit to the first. Each time we perform this operation, we count it as **one operation**. In an n -qubit circuit, by performing n operations, we can obtain n different circuits. We say that they belong to the same **equivalence class**.*

Evidently, any two quantum circuits from an equivalence class can be transformed into each other through a finite number of operations. It simplifies the classification of various sorts of quantum circuits without eliminating them. To illustrate Definition 3, we show an example.

Example 4. We consider the three-qubit gate consisting of six CNOT gates *AEFDCB* in the first quantum circuit of Figure 5. One can show that the circuit is equivalent to the remaining two circuits in Figure 5.

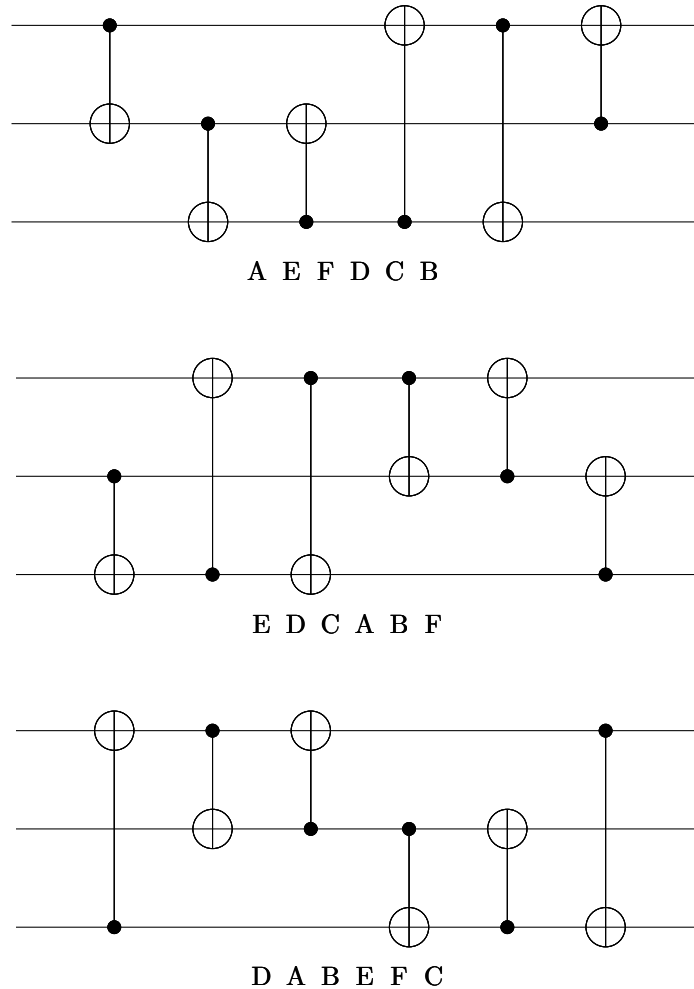


Figure 5: Three cases of equivalent class 'AEFDCB'

3 The implementation of three-qubit swap gate

In this section, we claim that the number $C(3) = 6$ above Lemma 2 for the element (123) in Theorem 7. That is, the implementation of three-qubit swap gate requires the cost of exactly six CNOT gates without local unitary gates. Hence, the inequality in Lemma 2 is saturated for the three-qubit case.

To prove the claim, it follows from Lemma 2 that $C(3) \leq 6$. It implies that we only need consider the cases involving one to six CNOT gates. If there

is only one CNOT gate in the circuit, then the gate cannot act on all three qubits, and the circuit does not realize the three-qubit swap gate evidently.

In the case of two CNOT gates, there exists one qubit with an uncontrolled target. Note that the three-qubit space is spanned by following eight orthonormal vectors,

$$|0\rangle \otimes |0\rangle \otimes |0\rangle, \quad |0\rangle \otimes |0\rangle \otimes |1\rangle, \quad (3)$$

$$|0\rangle \otimes |1\rangle \otimes |0\rangle, \quad |0\rangle \otimes |1\rangle \otimes |1\rangle, \quad (4)$$

$$|1\rangle \otimes |0\rangle \otimes |0\rangle, \quad |1\rangle \otimes |0\rangle \otimes |1\rangle, \quad (5)$$

$$|1\rangle \otimes |1\rangle \otimes |0\rangle, \quad |1\rangle \otimes |1\rangle \otimes |1\rangle. \quad (6)$$

Without loss of generality, we can assume that two CNOT gates take respectively the first and second qubits as the controlled qubits. Thus, the third qubit is the controlling qubit which remains unchanged. Consequently, the circuit does not work as a three-qubit swap gate. So two CNOT gates are not enough for realizing the permutation element (123).

In the rest of this section, we show that the three-qubit swap gate cannot be realized by using exactly three, four and five CNOT gates, in Subsection 3.1, Subsection 3.2, and Subsection 3.3, respectively. Then we implement the three-qubit swap gate by using exactly six CNOT gates in Subsection 3.4. We demonstrate all circuits for realizing the permutation element (123) in Remark 6 and Theorem 7.

3.1 Three CNOT gates

We recall the n -qubit swap gate sending every product vector $|a_1, a_2, \dots, a_n\rangle$ to $|a_2, \dots, a_n, a_1\rangle$. Hence, it is sufficient to consider the case $a_j = 0, 1$ for implementing the gate. Let us consider the case where the input state is

$$|1\rangle \otimes \dots \otimes |1\rangle := |1, \dots, 1\rangle \quad (7)$$

For convenience, we define the function

$$\varphi(n, k) := a_1 + \dots + a_n \quad (8)$$

such that $|a_1, \dots, a_n\rangle$ is an n -qubit product state after the input state is performed by exactly k CNOT gates in the n -qubit quantum circuit. Note that $a_j = 0$ or 1 for any $j \in [1, n]$.

For example, Equation (7) implies that $\varphi(3, 0) = 1 + 1 + 1 = 3$. After performing one CNOT gate, we have $\varphi(3, 1) = 1 + 1 + 0 = 2$, because the

CNOT gate converts some $|1, 1\rangle$ to $|1, 0\rangle$ or $|0, 1\rangle$. It follows from Lemma 2 and Equation (8) that $k \in [0, 3n - 3]$. Besides, the argument of obtaining $\varphi(3, 1)$ shows claim (i) of the following theorem, while claim (ii) and (iii) follow from Equation (7) and Equation (8).

Proposition 5. (i) During the process of applying a CNOT gate, the change in $\varphi(n, k)$ is at most one, i.e. $|\varphi(n, k) - \varphi(n, k + 1)| \leq 1$.

(ii) For the n -qubit system, we have $0 \leq \varphi(n, k) \leq n$.

(iii) $\varphi(n, C(n) - 1) = n - 1$.

Suppose the quantum circuit for the element (123) consists of exactly three CNOT gates. Recall that the input state is $|1, 1, 1\rangle$ by Equation (7), and thus the output state is still $|1, 1, 1\rangle$. By using Equation (8), we have $\varphi(3, 3) = 3$. It follows from Proposition 5 (i) that $\varphi(3, 2) = 2$ or 3. Using Proposition 5 (iii) we obtain that $\varphi(3, 2) = 2$. We conclude the above discussion in Figure 6.

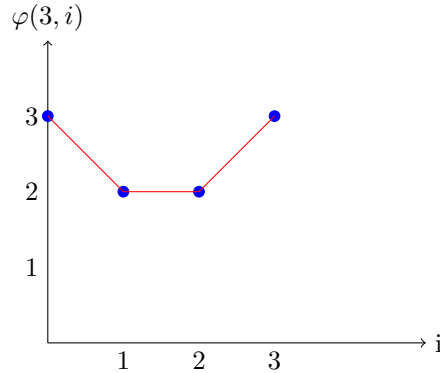


Figure 6: Diagram illustrating the change of $\varphi(3, i)$ with respect to i after i -th CNOT gates

Due to the equivalence of circuit swapping in Definition 3, we can assume that the first CNOT gate of circuit acts on the first two qubits. By exhausting all cases satisfying Figure 6 with the input state as $|1, 1, 1\rangle$, there is always one qubit that is not controlled. So it is impossible to achieve the permutation process for all cases.

3.2 Four CNOT gates

For this scenario, we conduct a discussion on $\varphi(3, k)$ similar to that in Figure 6. We present our argument in Figure 7, when $\varphi(3, 2) = 1$ and the input state is still $|1, 1, 1\rangle$. By exhausting the cases where there are no control bits

on certain qubits, it can be observed that there is always at least one qubit remaining as $|1\rangle$. In that case, this qubit will not act as the controlled end, which does not meet our requirements.

For the other two cases $\varphi(3, 2) = 2$ and $\varphi(3, 2) = 3$, we can have a similar discussion and find that in the first scenario, only one qubit can act as the controlled end, while the other two qubits remain unchanged. In the second scenario, two qubits can act as the controlled end, with at least one qubit remaining unchanged. Therefore, neither meets our requirements.

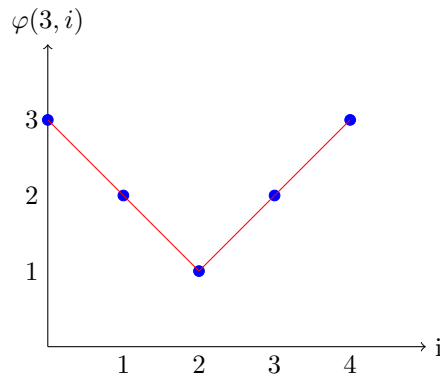


Figure 7: Diagram illustrating the change of $\varphi(3, i)$ with respect to i after i -th CNOT gates

3.3 Five CNOT gates

By applying a similar analysis to $\varphi(3, k)$ and using Proposition 5, we can determine that it takes three CNOT gates for $\varphi(3, k)$ to transition from $\varphi(3, 2)$ to $\varphi(3, 4)$. There are two possibilities: either $\varphi(3, k)$ remains unchanged after each operation, or there will be one occurrence each of the changes $+1$, -1 and 0 . By considering the symmetry of the latter case, we can limit our discussion to the following four cases.

According to Proposition 5(i), we will now discuss all the possible diagrams that start from $\varphi(3, 0) = 3$ and end with $\varphi(3, 5) = 3$. In this situation, $\varphi(3, 1) = 2$ and $\varphi(3, 4) = 2$ is settled. Define a sequence $\{\varphi(3, i+1) - \varphi(3, i)\}$ where $i=1,2,3$. In the next description we briefly denoted the range of the sequence in a row. For example, $(-1) + (+1) + 0$ means that $\varphi(3, 2) - \varphi(3, 1) = -1$, $\varphi(3, 3) - \varphi(3, 2) = 1$ and $\varphi(3, 4) - \varphi(3, 3) = 0$.

- $0 + 0 + 0$

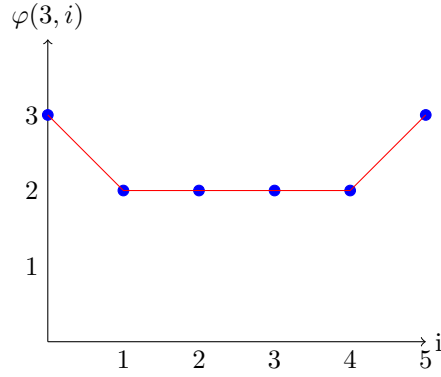


Figure 8: Diagram illustrating the change of $\varphi(3, i)$ with respect to i after i -th CNOT gates

After discussion, one can obtain that in the case of input qubit $|1\rangle \otimes |1\rangle \otimes |1\rangle$, to obtain the output result $|1\rangle \otimes |1\rangle \otimes |1\rangle$, the control qubit for the 2nd, 3rd, and 4th CNOT gates must be on the circuit where $|0\rangle$ is located, and the fifth CNOT gate must act on either the first two qubits, or the second and third qubits.

When the input quantum information is $|1\rangle \otimes |1\rangle \otimes |0\rangle$, after the fourth CNOT gate, the output quantum information must be $|1\rangle \otimes |0\rangle \otimes |0\rangle$. If we want to obtain the desired permutation result, i.e. $|1\rangle \otimes |0\rangle \otimes |1\rangle$, then the fifth CNOT gate must act on the ac portion. This contradicts with the previous discussion, thus this situation is not valid.

$$\bullet (+1) + (-1) + 0$$

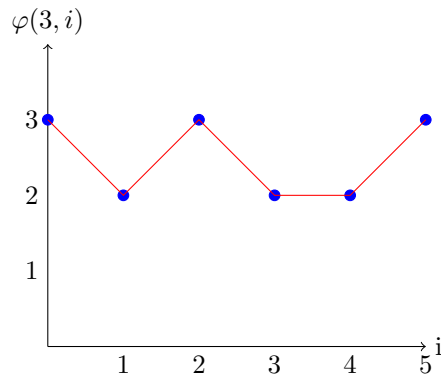


Figure 9: Diagram illustrating the change of $\varphi(3, i)$ with respect to i after i -th CNOT gates

By excluding cases where certain lines do not have a control qubit, we can find a counterexample that cannot achieve the desired permutation, $|1\rangle \otimes |1\rangle \otimes |0\rangle$. This shows that this particular case is not valid.

- $(+1) + 0 + (-1)$

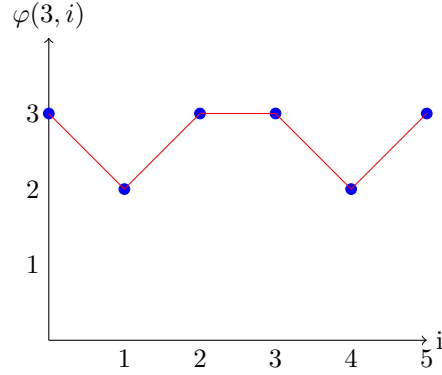


Figure 10: Diagram illustrating the change of $\varphi(3, i)$ with respect to i after i -th CNOT gates

Clearly there is no such a CNOT gate, because $\varphi(3, 2)=\varphi(3, 3)=3$. So the case is not valid.

- $(-1) + (+1) + 0$ One can exclude this case by a similar argument to the previous cases.

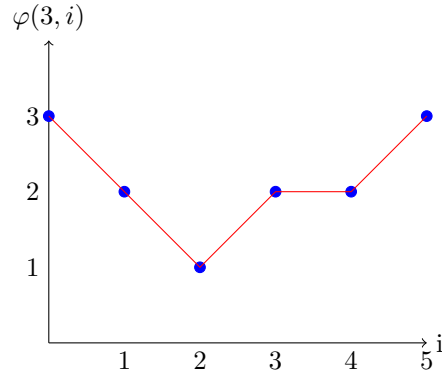


Figure 11: Diagram illustrating the change of $\varphi(3, i)$ with respect to i after i -th CNOT gates

3.4 Six CNOT gates

In this subsection, within the 3-qubit system, we discuss the CNOT gates in Definition 2. According to the above description, we calculate the case of all one-five CNOT gates without a single gate, and none of them satisfy the condition. Therefore, six CNOT gates are necessary on this question. After calculation, we find all cases satisfying the CNOT gate in qubit three.

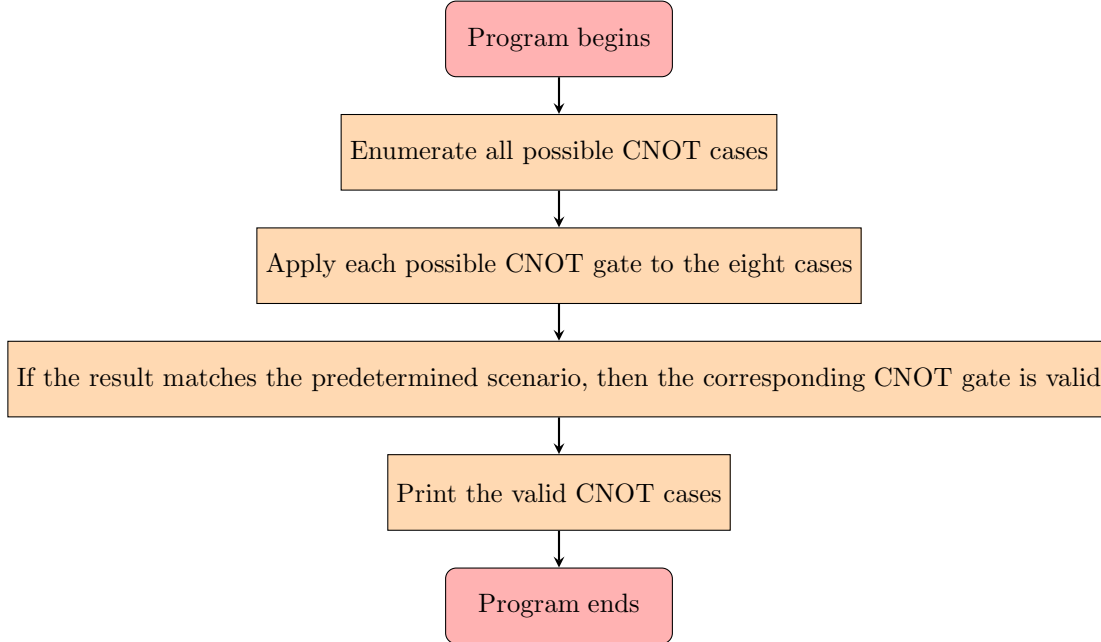


Figure 12: Code flowchart

By traversing programmatically in Figure 12, we filter out all cases of CNOT gate scenarios that satisfy the permutation condition, totaling 90 types. Next, we classify these 90 cases, by using the definition of CNOT gates and equivalence class in Definitions 2 and 3. For the CNOT gate scenarios that meet the requirements, if the first CNOT gate is A, then after one operation, the first CNOT gate becomes E, and after another operation, it becomes D. Therefore, the scenarios with the first gate being A, D, or E are equivalent, and the number of scenarios for these three cases is equal.

Based on the above discussion on equivalence classes, these 90 scenarios can be divided into two equivalence classes: scenarios where the first CNOT gate is A, D, or E are equivalent, and scenarios where the first gate is B, C, or F are equivalent. Each equivalence class consists of fifteen scenarios. Consequently, these 90 scenarios are divided into completely distinct 30 equivalence classes. The enumeration of these cases is as follows.

Remark 6. *We label each case in Table 2 with the six gate numbers provided from Figure 4, indicating them in sequential order from left to right. Simultaneously, we have provided three equivalent scenarios for one of these equivalence classes in Figure 5, merging into equivalence classes ‘AEFDCB’.*

Theorem 7. *Using six CNOT gates is both necessary and sufficient to achieve*

Table 2: The cases satisfying the condition for $n = 3$

A	A	A	B	B	B
ABAEFE	ABFEFC	AEDFCB	BABEFE	BAFEFD	BFAEDF
ABAFEF	ACBAFE	AEFDCB	BABFEF	BDABEF	BFAEFD
ABEFCE	ACBFAE	AEFEDC	BAEBFE	BDAEBF	BFCEDA
ABEFEC	AEBFCE	AFEDFC	BAEFED	BEFCED	BFECDA
ABFAEF	AEBFEC	AFEFDC	BAFEDF	BEFECD	BFEFCD

a prescribed permutation (123) on a 3-qubit system. Furthermore, we have identified all 90 permutation diagrams and grouped them into the 30 equivalence classes in Table 2.

4 Extension to the n -qubit case

In this section, we investigate the number $C(n)$ of CNOT gates required to implement the element in the n -qubit permutation group. This is done for the element (123) in the last section, and an upper bound for $C(n)$ with $n \geq 3$ has been shown in Lemma 2. Because the number of elements in the n -qubit permutation group increases exponentially with n , it becomes difficult to respectively investigate the CNOT cost for the elements. For example, we need investigate the implementation of the element (132) . It can be directly shown that (132) costs also exactly six CNOT gates by using a similar argument for proving Theorem 7. Further, we shall claim in Theorem 9 that the so-called irreducible elements cost the same number of CNOT gates. Here the "irreducible" means that the element is not the union of two elements in smaller permutation groups. Otherwise, the element is reducible, e.g., $(12)(34)$ is a reducible element in the four-element permutation group.

To demonstrate our claim, we start with the case $n = 4$. Evidently, there are $4! = 24$ elements in the four-qubit permutation group. If the element is reducible, then one can show that the element is either $(ab)(cd)$ or $(abc)d$ where the distinct a, b, c, d are 1, 2, 3, 4. It follows from Theorem 7 that such an element costs at most $3 + 3 = 6$ CNOT gates. So it suffices to investigate the number of irreducible elements in the four-element group. After enumeration, there are exactly six elements namely $(2341), (2413), (3142), (3421), (4123), (4312)$.

4.1 The implementation of multi-qubit swap gate

We apply the same method as in Section 3 to provide a proof for the case of four qubits. We put all the map of n CNOT gates in a set, named as M_n . Since CNOT gates are reflexive, any element of M_n that adds two CNOT gates on the same qubits can be seemed as a case of M_{n+2} . Therefore, we can infer that M_n is a subset of M_{n+2} for any positive integer n . We speculate that 9 CNOT gates are needed in the case of 4 qubits, so we only need to explore the cases with 7 and 8 CNOT gates. If none of the cases of 7 and 8 CNOT gates can accomplish the goal, then any CNOT gates fewer than 9 cannot accomplish the goal.

Furthermore, we provide an alternative approach to solving this problem in the following sections, leading to our conclusion. For (1234), it has been demonstrated that 9 CNOT gates are needed. We name (1234) clearly as $1234 \rightarrow 2341$. Meanwhile, we can switch qubit 1 and 2. We get $2134 \rightarrow 3241$, which does not alter the required number of CNOT gates. Moreover, we can switch qubit 2 as qubit 1, qubit 1 as qubit 2, and we get $1234 \rightarrow 3142$, which is (3142). We simply denote such an operation as $\eta_{12} = 3142$, so (3142) requires at least 9 CNOT gates. In a similar way, $\eta_{13} = 4123, \eta_{14} = 4312, \eta_{23} = 3421, \eta_{24} = 4123, \eta_{34} = 2413$. As for $n = 4$, all the irreducible cases are as follows: (2341), (2413), (3142), (3421), (4123), (4312). Reducible cases can be accomplished within 6 CNOT gates. In summary, $C(4) = 9$.

However, when discussing the case of four qubits, we find that as the number of qubits increases, the complexity of the problem rises sharply. For example, when considering scenarios involving 7 and 8 CNOT gates, we have to discuss too many cases, so we hope to find a more expedient approach. Different from the approach taken in Section 3, which focuses on verifying the 32 vectors within a specific circuit configuration. We define the quantum information at the input as abcde and examine the minimum number of CNOT gates required to achieve the output configuration bcdea.

Firstly, the sequence abcde can be represented in binary as 00001, 00010, 00100, 01000, and 10000, respectively. This assignment is designed to maintain the integrity of each qubit during the CNOT operations, which are essentially XOR operations. This means that one bit will not transform into another, preserving the distinct identity of each qubit. This binary representation allows us to establish a direct correspondence between an integer and

the quantum state. For instance, a state represented by 13 in decimal (which equals $2^3 + 2^2 + 2^0$) corresponds to the quantum state comprising qubits a, c, and d. Next, we consider each CNOT gate operation iteratively. To determine the minimum number of CNOT gates required, we simulate each CNOT gate operation iteratively. This process continues until the current quantum state matches the desired final state. During each iteration, we record the number of CNOT gates used. By implementing this process in code, we efficiently track the transformations of the quantum state. For the specific case of transforming abcde to bcdea, we find that the minimum number of CNOT gates required is 12.

In the following section, we explore whether the minimum number of CNOT gates required in different configurations is also 12. Through a series of equivalence discussions in the subsequent chapter and further simulations, we aim to prove that the function $C(5)$, representing the maximum number of CNOT gates needed for any transformation in a 5-qubit system, equals 12.

4.2 The implementation of n-qubit swap gate

Using swap circuits and renaming techniques, we consider the general n qubit case. First, we define reducible cases as follows.

Definition 8. *If some kinds of reducible arrangement of transformation of case $(12\dots n)$ can be divided into the product of two cases $((12\dots k)$ and $(k + 1\dots n))$ of conversion, then for this transformation there is*

$$C(n) = C(k) + C(n - k) \leq 3(k - 1) + 3(n - k - 1) = 3(n - 2). \quad (9)$$

The following studies are all about irreducible cases, such as $(12\dots n)$. It can be regarded as connecting the n points of positive n equally divided on the circle, and the connection is relatively connected, otherwise the transformation is reducible, as shown in the figure below.

Figure 13 illustrates the case $(12\dots n)$. Apparently it is irreducible.

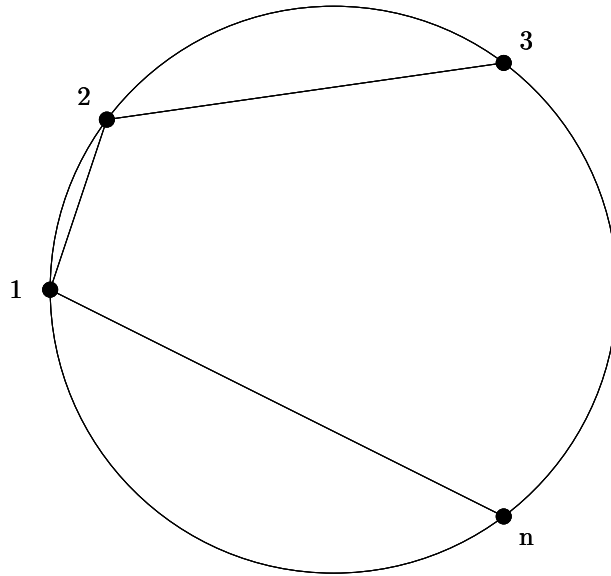


Figure 13: n points on the circle

Obviously, the number of such a transformation is $(n - 1)!$. We leave the line segment relationship in Figure 13 unchanged and transform the position relationship between 1 and 2 to get Figure 14.

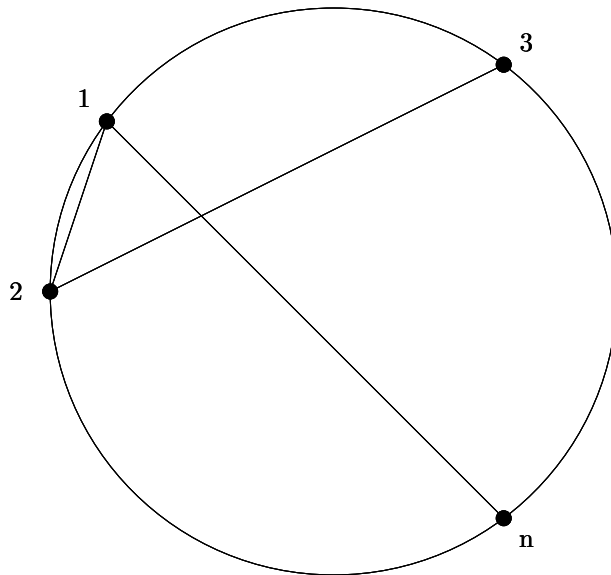


Figure 14: The connecting line of n points after exchanging positions

Then we rename 1 and 2, so we get Figure 15. In summary, by employing swapping circuits and renaming techniques, $(123\dots n)$ transforms into $(213\dots n)$.

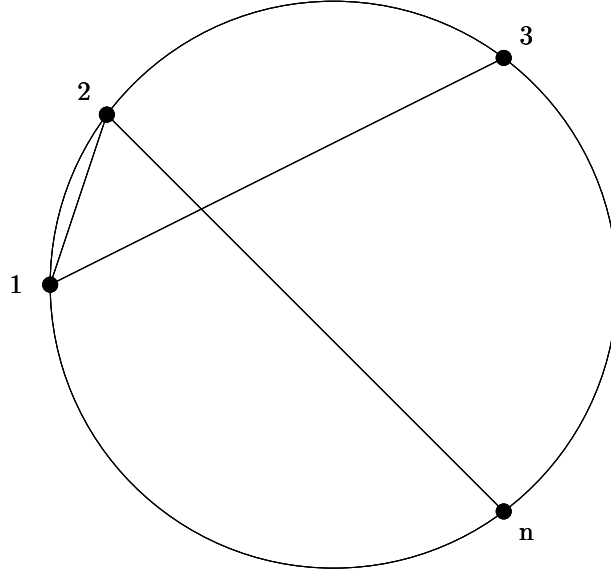


Figure 15: Renamed n -point concatenation

The resulting $(213\dots n)$ in Figure 15 is still connected and irreducible, and this operation is remembered as one operation. It's obvious to know that any two points which lined up can be operated adjacent within limited operations (at most $n-2$ operations). Thus, we can infer that for any kind of irreducible and connected transformation of the figure above, it is always possible to perform at most finite operations to transform the set of graphs into the situation as shown in Figure 13.

According to the definition, we can assume that, the $C(n)$ of completing the operation of $(12\dots n)$ is $3(n-1)$. As a consequence, we can conclude, the irreducible transformation $C(n) = 3(n-1)$. Then, the remaining reducible $C(n)$ is less than $3(n-2)$, i.e. $C(n) \leq 3(n-2)$. As a result, $C_{max} = 3(n-1)$.

According to the above analysis, we find that the name of the point on the circle has no influence on the whole circle, that is, there is equivalence between n -qubit cases.

Theorem 9. *In the n -qubit permutation group,*

(i) *the implementation of irreducible elements costs the same number of CNOT gates upper bounded by $3n-3$,*

(ii) *the implementation of reducible elements costs the number of CNOT gates upper bounded by $3n-6$.*

Theorem 9 (i) shows that, it suffices to investigate the number of CNOT gates for the element $(12\dots n)$ in the n -element permutation group.

5 Conclusion

We have shown that six CNOT gates are both necessary and sufficient for the implementation of permutation group of three elements. We also have provided all circuits realizing the element by using exactly six CNOT gates. Our results have been extended to multiqubit system. A problem arising from this paper is to implement or show the non-existence of the three-qubit swap gate using local unitary gates and less than six CNOT gates. Another interesting problem is whether the CNOT gate can be replaced by another gate which may cost fewer than that of CNOT gates in a quantum circuit.

Acknowledgements

The paper was supported by the NNSF of China (Grant No. 11871089).

References

- [1] Fei Shi, Mao-Sheng Li, Lin Chen, and Xiande Zhang. k -uniform quantum information masking. *Physical Review A*, 104(3):032601, 2021.
- [2] Ji-Gang Ren, Ping Xu, Hai-Lin Yong, et al. Ground-to-satellite quantum teleportation. *Nature*, 549(7670):70–73, 2017.
- [3] Y. Yeo and W. K. Chua. Teleportation and dense coding with genuine multipartite entanglement. *Physical Review Letters*, 96(6), 2006.
- [4] Yi-Han Luo, Han-Sen Zhong, Manuel Erhard, et al. Quantum teleportation in high dimensions. *Physical Review Letters*, 123:070505, Aug 2019.
- [5] T. Schaetz, M. D. Barrett, D. Leibfried, et al. Quantum dense coding with atomic qubits. *Physical Review Letters*, 93(4), 2004.
- [6] Klaus Mattle, Harald Weinfurter, Paul G. Kwiat, and Anton Zeilinger. Dense coding in experimental quantum communication. *Physical Review Letter*, 76:4656–4659, Jun 1996.
- [7] Niccolo Fiaschi, Bas Hensen, Andreas Wallucks, et al. Optomechanical quantum teleportation. *Nature Photonics*, 15(11):817–821, 2021.

- [8] S. F. Huelga, J. A. Vaccaro, A. Chefles, and M. B. Plenio. Quantum remote control: Teleportation of unitary operations. *Physical Review A*, 63(4), 2001.
- [9] Charles H Bennett and Stephen J Wiesner. Communication via one-and two-particle operators on einstein-podolsky-rosen states. *Physical review letters*, 69(20):2881, 1992.
- [10] Xinyu Qiu and Lin Chen. Quantum cost of dense coding and teleportation. *Phys. Rev. A*, 105:062451, Jun 2022.
- [11] Charles H Bennett, Gilles Brassard, Claude Crépeau, Richard Jozsa, Asher Peres, and William K Wootters. Teleporting an unknown quantum state via dual classical and einstein-podolsky-rosen channels. *Physical review letters*, 70(13):1895, 1993.
- [12] Lin Chen and Li Yu. Decomposition of bipartite and multipartite unitary gates into the product of controlled unitary gates. *Phys. Rev. A*, 91:032308, Mar 2015.
- [13] T. C. Ralph, K. J. Resch, and A. Gilchrist. Efficient Toffoli gates using qudits. *Phys. Rev. A*, 75:022313, Feb 2007.
- [14] Xinlan Zhou, Debbie W. Leung, and Isaac L. Chuang. Methodology for quantum logic gate construction. *Phys. Rev. A*, 62:052316, Oct 2000.
- [15] Yao-Min Di and Hai-Rui Wei. Synthesis of multivalued quantum logic circuits by elementary gates. *Phys. Rev. A*, 87:012325, Jan 2013.
- [16] George Cybenko. Reducing quantum computations to elementary unitary operations. *Computing in science & engineering*, 3(2):27–32, 2001.
- [17] Adriano Barenco, Charles H Bennett, Richard Cleve, David P DiVincenzo, Norman Margolus, Peter Shor, Tycho Sleator, John A Smolin, and Harald Weinfurter. Elementary gates for quantum computation. *Physical review A*, 52(5):3457, 1995.
- [18] Michael A Nielsen and Isaac L Chuang. *Quantum Computation and Quantum Information: 10th Anniversary Edition*. Quantum Computation and Quantum Information: 10th Anniversary Edition, 2011.
- [19] Farrokh, Vatan, Colin, and Williams. Optimal quantum circuits for general two-qubit gates. *Physical Review A*, 69(3):32315–32315, 2004.

- [20] G. Vidal and C. M. Dawson. Universal quantum circuit for two-qubit transformations with three controlled-not gates. *Phys. Rev. A*, 69:010301, Jan 2004.