

Geometric Constellation Shaping for Wireless Optical Intensity Channels

Suhua Zhou, Tianqi Li, Zhaoxi Fang, Jing Zhou, *Member, IEEE*, and Wenyi Zhang, *Senior Member, IEEE*

Abstract—A simple geometric shaping method is proposed for optical wireless communication systems based on intensity modulation and direct detection (IM/DD). Constellations consisting of equiprobable levels with exponential-like distribution are obtained. The method possesses asymptotic optimality in the sense that the high-SNR channel capacity can be approached by such constellations with increasing size. By an additional quantization step, all 2^b levels ($b \in \mathbb{N}$) of the obtained constellation can be represented by a basic level and $b + 2$ bits, thereby reducing the required resolution of the digital-to-analog converter (DAC) without affecting the asymptotic optimality. Achievable information rate evaluations verify the asymptotic optimality of the proposed method. As an example, error performance results of a simple 16-level LDPC coded modulation scheme show that a shaping gain of 0.8 dB can be obtained by applying the proposed constellation design.

Index Terms—Channel capacity, constellation shaping, intensity modulation, optical wireless communications, visible light communications.

I. INTRODUCTION

DUE to its simplicity and low-cost in comparison with coherent systems, optical wireless communication (OWC) based on intensity modulation and direct detection (IM/DD) has been an active research area in recent years [1]. For example, the visible light communication (VLC) [2] is a promising technology for future indoor wireless networks. In IM/DD systems, the information-bearing signal is the optical intensity (i.e., optical power per unit area). The optical intensity channel is a widely-accepted model for indoor wireless IM/DD systems; see, e.g., studies on channel capacity [3], [4], [5] and transceiver design [6], [7].

The focus of this letter is bandwidth-efficient transmission over wireless optical intensity channels, which require a one-dimensional multi-level (non-binary) constellation as the input alphabet. This scenario is important since the transmission rate of IM/DD OWC systems (e.g., VLC) is typically limited by the modulation bandwidth of light sources such as light-emitting diode (LED) [1], [2]. Since a conventional zero-mean

constellation can be simply converted to a nonnegative one by adding a direct current (DC) bias, it is straightforward to adapt a standard pulse-amplitude modulation (PAM) constellation, which consists of 2^b equiprobable uniformly spaced levels ($b \in \mathbb{N}$), for optical intensity channels. This also enables standard binary coded modulation techniques including capacity-achieving codes and simple bit-to-symbol mapping (labeling). Typically, there is an average intensity constraint that limits the added bias.

However, from an information theoretic point of view, the standard PAM constellation is suboptimal. In the additive white Gaussian noise (AWGN) channel, it is well-known that Gaussian input achieves capacity, and the asymptotic signal-to-noise-ratio (SNR) gap between the achievable information rate of standard PAM with unlimited number of levels and the channel capacity $C_{\text{AWGN}} = \frac{1}{2}(1 + \text{SNR})$ (per channel use) is 1.53 dB ($\pi e/6$) [8]. That asymptotic gap is called the ultimate *shaping* gain since it is the maximum possible gain of changing the shape of the input distribution from standard PAM to a Gaussian-like one. A parallel result in the optical intensity channel is that, if we replace the standard PAM by an exponential-like constellation, then the maximum possible gain in terms of average transmitted optical power is 1.33 dB ($e/2$) [9]. In other words, an improvement of at most 36% in energy efficiency can be expected. This motivates the study of constellation shaping in the optical intensity channel.

There are two basic approaches to realize the shaping gain,¹ namely probabilistic shaping (designing non-equiprobable uniformly spaced levels) and geometric shaping (designing equiprobable non-uniformly spaced levels) [10]. Different from simple equiprobable labeling in the case of standard PAM, probabilistic shaping requires distribution matching, which becomes more challenging as the constellation size increases. Geometric shaping, by contrast, is easier to handle with binary channel codes when the constellation size is a power of two. However, it results in arbitrarily spaced levels, thereby posing challenges to the resolution of digital-to-analog converter (DAC).

In this letter, for the optical intensity channel, we propose a geometric shaping method with both theoretical and practical considerations. The idea stems from a method proposed in [11] for the AWGN channel, which leads to a Gaussian-like constellation design that achieves the ultimate shaping gain as the constellation size grows without bound. In our design for the optical intensity channel, we modify the original method

¹Shaping gain and *coding* gain can be obtained simultaneously by multidimensional constellations with Gaussian-like one-dimensional marginal distribution [6], [8]. This is beyond the scope of this letter.

This work was supported in part by Henan Key Laboratory of Visible Light Communications under Grant HKLVL2023-B03. (*Corresponding author: Jing Zhou.*)

Suhua Zhou is with School of Automation, Beijing Information Science and Technology University, Beijing 100192, China (e-mail: shzhou@bistu.edu.cn).

Tianqi Li is with the National Computer System Engineering Research Institute of China, Beijing 100083, China (e-mail: litianqi@ncse.com.cn).

Zhaoxi Fang and Jing Zhou are with Department of Computer Science and Engineering, Shaoxing University, Shaoxing 312000, China (e-mail: fangzhaoxi@usx.edu.cn, jzhou@usx.edu.cn). Jing Zhou is also with Henan Key Laboratory of Visible Light Communications, Zhengzhou 450002, China.

Wenyi Zhang is with the Department of Electronic Engineering and Information Science, University of Science and Technology of China, Hefei 230027, China (e-mail: wenyizha@ustc.edu.cn).

by adding a ‘shifting and scaling’ step, which improves non-asymptotic performance. Our design preserves an asymptotic property of the original method that the high-SNR channel capacity can be approached by increasing the constellation size. We further introduce a step of quantization to reduce the required resolution of the DAC. This step improves the feasibility and does not affect the asymptotic property. The resulting constellations satisfy that all their 2^b levels can be represented by a basic level and $b+2$ bits (only two bits more than the standard PAM). Finally we give an example through a simple 16-level LDPC coded modulation scheme. Numerical results show that a shaping gain of 0.8 dB can be obtained by applying the proposed constellation design.

II. OPTICAL INTENSITY CHANNEL AND CONSTELLATION SHAPING

Consider a discrete-time optical intensity channel with Gaussian noise as [4], [5]

$$Y = X + Z, \quad (1)$$

where all quantities are real-valued, X is the input optical intensity signal satisfying $X \geq 0$, the additive noise satisfies $Z \sim \mathcal{N}(0, \sigma^2)$, and the channel gain has been normalized to unity.² We assume an input constraint on average optical power/intensity as $\mathbb{E}[X] \leq \mathcal{E}$ [4], [5], [7]. The channel input X is drawn from a constellation $\mathcal{X} = \{a_0, \dots, a_{M-1}\}$ with probability $\Pr\{X = a_i\} = p_i$, $i = 0, \dots, M-1$. The constellation consists of M real and non-negative levels (symbols) in ascending order. Using the Dirac-delta function $\delta(\cdot)$, such an input distribution can be given by a probability density function (PDF) as

$$P_X(x) = \sum_{i=0}^{M-1} p_i \delta(x - a_i). \quad (2)$$

For example, a standard 2^b -PAM constellation satisfies $p_i = 2^{-b}$ and $a_i = i\Delta$, where Δ is a basic level.

In a nutshell, for probabilistic shaping, one typically fixes a regular set of $\{a_i\}$, say, $\{i\Delta\}$, and optimize the probabilities $\{p_i\}$ to maximize the achievable information rate, while for geometric shaping, one in turn fixes an equiprobable distribution, i.e., $p_i = 1/M$ for all i , and optimizes the levels $\{a_i\}$ to maximize the achievable information rate. However, some practical issues should be considered in the optimization. First, in order to apply coded modulation, there should be a labeling between binary coded bits and a level. In probabilistic shaping it is hence customary to require every probability p_i to yield a fixed-length binary expansion, while in geometric shaping one typically lets $M = 2^b$ to enable simple labeling. Second, to reduce the required resolution of DAC, the levels of a constellation should be represented using as few bits as possible, which requires every level a_i in geometric shaping to be an integer multiple of a basic level.

In the presence of an average intensity constraint, no closed-form expression for the capacity of the optical intensity

channel is known, but asymptotic behaviors of the capacity at high/low SNR have been determined [4], [13]. In particular, the high-SNR capacity is characterized by

$$\lim_{\text{SNR} \rightarrow \infty} \left\{ C(\text{SNR}) - \frac{1}{2} \log \left(\frac{e}{2\pi} \text{SNR} \right) \right\} = 0, \quad (3)$$

where $\text{SNR} := \frac{\mathcal{E}}{\sigma}$ is the optical SNR defined in terms of the average optical intensity (rather than squared amplitude of the channel input). An exponentially distributed input with PDF

$$p_X(x) = \frac{1}{\mathcal{E}} \exp\left(-\frac{x}{\mathcal{E}}\right), \quad x > 0 \quad (4)$$

achieves capacity asymptotically at high SNR, implying that an exponential-like constellation satisfying $\mathbb{E}[X] = \mathcal{E}$ is preferred for bandwidth efficient transmission.

Note: In the AWGN channel, the capacity-achieving input distribution (CAID) is Gaussian for all SNRs. However, the CAID of the optical intensity channel with only an average intensity constraint is still unknown. If there is an additional peak intensity constraint, the CAID is discrete with a finite number of mass points, but its shape varies as the SNR changes, and no general expression for all SNRs is known [14]. This letter focuses on bandwidth efficient transmissions (which require moderate to high SNR) so that exponential distribution is near-optimal and plays a similar role as Gaussian distribution in the AWGN channel.

III. PROPOSED GEOMETRIC SHAPING METHOD

In this section we introduce the proposed geometric shaping method, including generation of 2^b equiprobable levels which approximate an exponential distribution, additional steps for optimization and some practical considerations.

A. Level Generation: From Quantile to Centroid

For a continuous probability distribution, its M -quantiles are points that divide its range into M equiprobable intervals. The M -quantiles of the exponential PDF (4), denoted by $\{q_1, \dots, q_{M-1}\}$, satisfy

$$\frac{1}{\mathcal{E}} \int_{q_m}^{q_{m+1}} \exp\left(-\frac{x}{\mathcal{E}}\right) dx = \frac{1}{M}, \quad m = 0, \dots, M-1, \quad (5)$$

where we let $q_0 = 0$ and $q_M = \infty$. Then we obtain the m -th quantile as

$$q_m = \mathcal{E} \ln \frac{M}{M-m}. \quad (6)$$

The *centroid* of the interval $[q_m, q_{m+1})$ of the exponential PDF (4), denoted by c_m , is the mean of X conditioned on the event $\{q_m \leq X < q_{m+1}\}$. When $0 \leq m < M-1$, straightforward calculation yields

$$c_m = \mathbb{E}[X | q_m \leq X < q_{m+1}] \quad (7a)$$

$$= \int_{q_m}^{q_{m+1}} x \frac{M}{\mathcal{E}} \exp\left(-\frac{x}{\mathcal{E}}\right) dx \quad (7b)$$

$$= M \left((\mathcal{E} + q_m) e^{-q_m/\mathcal{E}} - (\mathcal{E} + q_{m+1}) e^{-q_{m+1}/\mathcal{E}} \right) \quad (7c)$$

$$= \mathcal{E} \ln \frac{M}{M-m} + \varepsilon_m \quad (7d)$$

$$= q_m + \varepsilon_m, \quad (7e)$$

²The channel model (1) is obtained from the classic Poisson model for optical communications via several simplification procedures. For details we refer to an excellent tutorial [12]. We also refer to [3], [6] for a continuous-time model, which can be simplified to (1) by certain waveform design.

where

$$\varepsilon_m = \mathcal{E} \left(1 - \ln \left(1 + \frac{1}{M-m-1} \right)^{M-m-1} \right), \quad (8)$$

which satisfies $\lim_{(M-m) \rightarrow \infty} \varepsilon_m = 0$. When $m = M-1$, we have

$$c_{M-1} = \mathbb{E}[X|X \geq q_{M+1}] \quad (9a)$$

$$= \mathcal{E}(\ln M + 1). \quad (9b)$$

Thus the centroid c_m can be approximated by $\mathcal{E} \ln \frac{M}{M-m}$ if $M-m$ is large. In fact, letting $M-m = k$, it can be shown that³

$$c_m = \mathcal{E} \left(\ln \frac{M}{k} + \frac{1}{2(k-1)} + o\left(\frac{1}{k}\right) \right). \quad (10)$$

We note that

$$c_0 = \varepsilon_0 = \mathcal{E} \left(1 - (M-1) \ln \frac{M}{M-1} \right), \quad (11)$$

which goes to zero like $\frac{\mathcal{E}}{2(M-1)^2}$ as $M \rightarrow \infty$.

If we use the centroids to construct a constellation $\mathcal{X}_c = \{c_0, \dots, c_{M-1}\}$, then we have $\mathbb{E}[X] = \mathcal{E}$ if X is drawn from \mathcal{X}_c with equal probability, thus meeting the average intensity constraint. This can be shown by the law of iterated expectations [15] and the fact that c_m is given by a conditional expectation of X . Moreover, the peak-to-average power ratio (PAPR) of this constellation is $1 + \ln M$ (see (9)).

In [11], the method of using centroids of equiprobable intervals of the Gaussian PDF to construct a Gaussian-like constellation was proposed, and the asymptotic optimality of the method was proved. In the optical intensity channel, a theoretical advantage of the constellation $\mathcal{X}_c = \{c_0, \dots, c_{M-1}\}$ is given by the following two facts.

- First, as M increases, the achievable information rate of the constellation \mathcal{X}_c , denoted by $R_c(M)$, tends to the achievable information rate of an exponentially distributed input with mean \mathcal{E} , denoted by I_{exp} :

$$\lim_{M \rightarrow \infty} R_c(M) = I_{\text{exp}}. \quad (12)$$

This property can be proved following essentially the same steps as the proof of [11, Theorem 2].

- Second, as SNR increases, I_{exp} asymptotically achieves the capacity of the optical intensity channel [4]:

$$\lim_{\text{SNR} \rightarrow \infty} I_{\text{exp}}(\text{SNR}) = C(\text{SNR}). \quad (13)$$

Thus, the high-SNR capacity of the optical intensity channel can be approached by using \mathcal{X}_c and increasing its size.

B. Level Optimization: Shifting and Scaling

We have provided a performance guarantee for the constellation \mathcal{X}_c in bandwidth-efficient transmission by asymptotics (12) and (13). However, there is still room to improve its non-asymptotic performance. Since c_0 is strictly positive for finite

³In this letter we use $f(k) = o(g(k))$ to denote the asymptotic relationship $\lim_{k \rightarrow \infty} \frac{f(k)}{g(k)} = 0$.

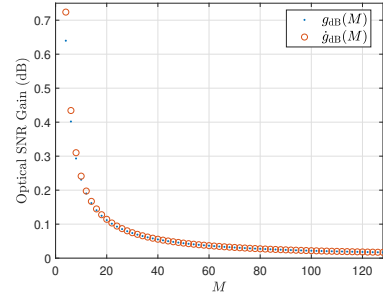


Fig. 1. Optical SNR gain obtained by shifting and scaling.

M (see(11)), we can reduce all levels by c_0 , and compensate the reduced average intensity by a scaling factor

$$g(M) = \frac{\mathcal{E}}{\mathcal{E} - c_0} = \left((M-1) \ln \frac{M}{M-1} \right)^{-1}. \quad (14)$$

This leads to new levels given by

$$l_m = \frac{c_m - c_0}{(M-1) \ln \frac{M}{M-1}}, \quad (15)$$

where $m = 0, \dots, M-1$, and yields a new constellation $\mathcal{X}_l = \{0, l_1, \dots, l_{M-1}\}$. Then the average intensity when the input X is drawn from \mathcal{X}_l with equal probability is still $\mathbb{E}[X] = \mathcal{E}$, while the PAPR is enlarged to $1 + g(M) \ln M$. We call the preceding processing *shifting and scaling*. In fact, it is equivalent to a *stretching* of the constellation which reduces the smallest level of the constellation to zero without changing its mean.

Note that, in the presence of Gaussian noise, shifting all levels by a constant does not affect the distance between levels, and thus does not affect the performance, while a scaling factor greater than one always increases the distance, and thus boosts the performance. Therefore, for finite M the constellation \mathcal{X}_l always performs better than \mathcal{X}_c , and its gain in terms of average optical intensity (and also optical SNR) is exactly the scaling factor $g(M)$. In Fig. 1, we show this gain in dB, denoted by $g_{\text{dB}}(M)$, for all even values of M from 4 to 128 (not limited to powers of 2). In particular, when $M = 8, 16$, and 32 , the gain is 0.29 dB, 0.14 dB, and 0.07 dB, respectively. Such gains are non-negligible, given that the ultimate shaping gain is 1.33 dB. We also note that the gain can be approximated by

$$\dot{g}_{\text{dB}}(M) = \frac{5}{(M-1) \ln 10} \approx \frac{2.17}{M-1}, \quad (16)$$

i.e., it is roughly inversely proportional to M ; see Fig. 1. The approximation is obtained by noting that

$$g_{\text{dB}}(M) = 10 \log_{10} g(M) = 10 \frac{\ln g(M)}{\ln 10} \quad (17)$$

and

$$\ln g(M) = -\ln \left((M-1) \ln \left(1 + \frac{1}{M-1} \right) \right) \quad (18a)$$

$$= -\ln \left(1 - \frac{1}{2(M-1)} + o\left(\frac{1}{M-1}\right) \right) \quad (18b)$$

$$= \frac{1}{2(M-1)} + o\left(\frac{1}{M-1}\right). \quad (18c)$$

C. Level Quantization: Representation by $b + 2$ Bits

We have obtained a geometrically shaped constellation design \mathcal{X}_l with closed-form level expressions and performance guarantee, where the levels can be arbitrary nonnegative real numbers. However, in practical systems, levels are represented (with the help of a basic level Δ) by finite number of bits; e.g., for standard M -PAM, $b = \log_2 M$ bits are enough. We thus quantize the levels of \mathcal{X}_l as follows. First, let

$$d = \frac{l_{M-1}}{2^{b+n} - 1}, \quad (19)$$

where $n \in \mathbb{N}$, and quantize the levels of \mathcal{X}_l to their closest points in the one-dimensional grid $\{0, d, 2d, \dots\}$ as

$$\ell_m = \left\lfloor \frac{l_m}{d} + \frac{1}{2} \right\rfloor, \quad m = 0, \dots, M-1. \quad (20)$$

But the quantization slightly changes the mean of the constellation. To solve this problem, we replace d by a basic level Δ determined by the relationship

$$\left(\frac{1}{M} \sum_{m=0}^{M-1} \ell_m \right) \Delta = \mathcal{E}. \quad (21)$$

The level Δ obtained in this way can be seen as a fine tuning of d so that the input constraint can be perfectly matched.

After the quantization step, we finally obtain a constellation consisting of M real and non-negative levels as

$$\mathcal{X}_\ell = \{0, \ell_1 \Delta, \dots, \ell_{M-1} \Delta\}, \quad (22)$$

where $0 \leq \ell_1 \leq \ell_2 \leq \dots \leq \ell_{M-1} = 2^{b+n} - 1$. All the levels can be represented by the basic level Δ and $b + n$ bits. For typical values of b , numerical results show that the performance loss is negligible when $n = 2$; i.e., our geometric shaping method requires two bits more than that required by standard PAM. In this case the obtained levels satisfy $0 < \ell_1 < \ell_2 < \dots < \ell_{M-1} = 2^{b+n} - 1$; i.e., the quantization (20) maps the levels in \mathcal{X}_l to different integers so that \mathcal{X}_ℓ has M different levels. As M increases, the quantization (20) is increasingly fine so that the asymptotic property of our design is not affected. We summarize the procedure that yields \mathcal{X}_ℓ as follows.

Geometric shaping procedure:

- Generate exponential-like levels by quantiles and centroids, obtaining $\mathcal{X}_c = \{c_0, \dots, c_{M-1}\}$; see (7) and (9).
- Optimize the levels by shifting and scaling, obtaining $\mathcal{X}_l = \{0, l_1, \dots, l_{M-1}\}$; see (15).
- Quantize and fine-tune \mathcal{X}_l to obtain the final constellation $\mathcal{X}_\ell = \{0, \ell_1 \Delta, \dots, \ell_{M-1} \Delta\}$; see (19)-(21).

In Table I, we show the values of ℓ_m obtained for constellation sizes $M = 4, 8, 16$, and 32 . In Fig. 2, we compare \mathcal{X}_ℓ and standard PAM constellations. The distribution of \mathcal{X}_ℓ clearly exhibits exponential-like shape, and its PAPR increases roughly linearly with $b = \log_2 M$ since it behaves like $\ln M$ for large M (similar to that of \mathcal{X}_c and \mathcal{X}_l).

Note: even if we only consider levels on the one-dimensional grid, finding an optimal constellation by exhaustive searching is computationally intractable for a fixed SNR (while the optimal constellation may vary for different SNRs). For example, if $n = 2$, we would need $\binom{2^{b+2}}{2^b}$ performance evaluations, which is approximately 5×10^{14} if $b = 4$.

TABLE I
VALUES OF ℓ_m FOR DIFFERENT CONSTELLATION SIZES.

M	$\{\ell_0, \dots, \ell_{M-1}\}$
4	$\{0, 2, 6, 15\}$
8	$\{0, 1, 3, 5, 8, 11, 17, 31\}$
16	$\{0, 1, 2, 4, 5, 7, 8, 10, 12, 15, 17, 21, 25, 31, 40, 63\}$
32	$\{0, 1, 2, 3, 4, 5, 6, 7, 8, 10, 11, 12, 14, 15, 17, 18, 20, 22, 24, 26, 29, 31, 34, 37, 41, 45, 50, 56, 63, 73, 87, 127\}$

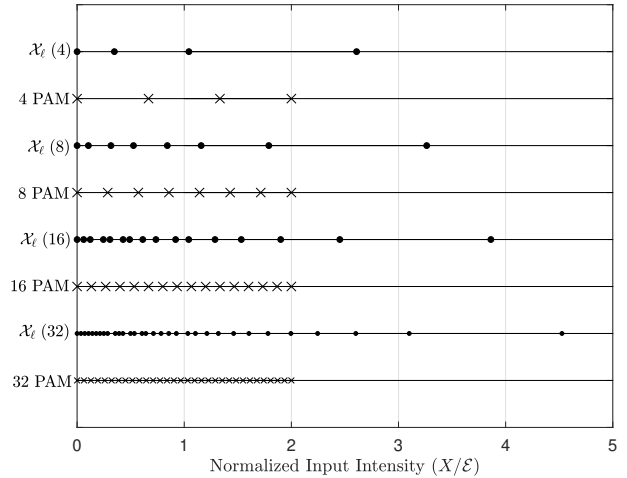


Fig. 2. Comparison of the proposed and standard PAM constellations.

IV. NUMERICAL RESULTS

In this section we evaluate the performance of the proposed design by evaluating achievable information rates and error rates of a simple LDPC coded modulation system.

A. Achievable Information Rate

In Fig. 3, we show achievable information rates of \mathcal{X}_ℓ in the optical intensity channel (denoted by R_ℓ). For comparison we also show achievable information rates of standard PAM (denoted by R_{PAM}), and an exponential input with mean \mathcal{E} (denoted by I_{exp}). As a benchmark in moderate-to-high SNR region, a capacity upper bound [3] as

$$\bar{C} = \frac{1}{2} \log \left(\frac{e}{2\pi} (\text{SNR} + 2)^2 \right) \quad (23)$$

is also shown. This upper bound, together with the lower bound I_{exp} , determine the high-SNR capacity of the optical intensity channel as (3). These numerical results clearly indicate the loss of using standard PAM, and verify that the loss can be avoided by applying the proposed design. The results are consistent with the theoretical properties given by (12) and (13). These numerical results confirm that it is possible to approach the 1.33 dB shaping gain in the optical intensity channel by our method.

B. Coded Modulation Performance Results

The information-theoretic results have confirmed the potential of our method. In this section we provide error performance results based on a simple coded modulation scheme

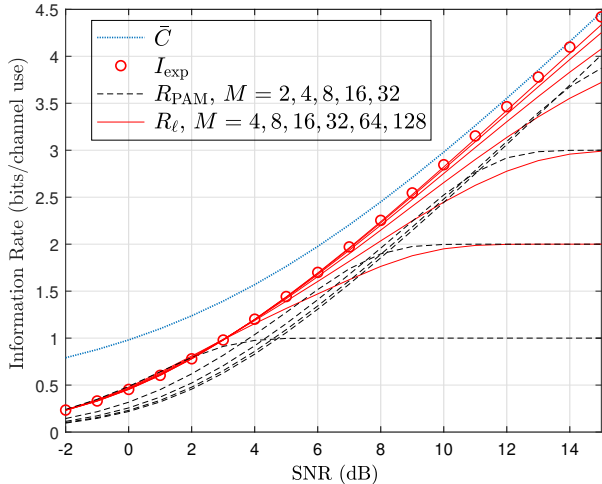


Fig. 3. Achievable information rate comparison.

without any optimization regarding the non-standard constellation. We employ the DVB-S2 rate-1/2 LDPC code of length 64800 bits [16] as the channel code, and apply the 16-level constellation given in Table I and Fig. 2 as the constellation. Gray labeling is used for bit-to-symbol mapping. The total coding rate is 2 bits per channel use. In this case the system operates at moderate SNR so that the shaping gain is relatively important. The receiver performs standard iterative decoding with at most 50 iterations.

Fig. 4 shows the block error rate (BLER) and the bit error rate (BER) results of the coded modulation scheme using the proposed constellation and a standard 16-PAM constellation. No error floor is observed. It is shown that a shaping gain of about 0.8 dB can be obtained by simply changing the level distribution of the constellation, which implies a 20% improvement in energy efficiency.

Note: In general it is highly nontrivial to approach the information-theoretic limit by a coded modulation scheme, especially when a non-standard constellation is used. There is still a considerable gap (about 1.4 dB in optical SNR) between the performance shown in Fig. 4 and the corresponding Shannon limit (cf. Fig. 3). Possible causes of the gap include fundamental backoff of finite-blocklength coding, suboptimal code design and decoding (cf. [16]), and simple coded modulation scheme without optimization. The problem of how to reduce the gap is left to future study.

V. CONCLUSION

In this work, we proposed a geometric shaping method for bandwidth efficient transmission over wireless optical intensity channels. By a three-step procedure, constellations with asymptotic optimality are obtained, which require only two additional bits to represent its levels than the standard PAM constellation. The asymptotic optimality is confirmed by achievable information rate evaluation. Error performance results of a simple coded modulation scheme indicate that a shaping gain of about 0.8 dB can be obtained by applying our method.

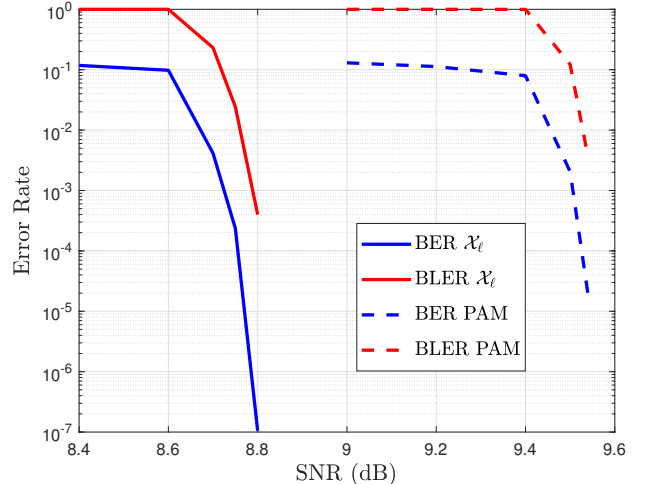


Fig. 4. Error performances of 16-level LDPC coded modulation.

REFERENCES

- [1] H. Haas, J. Elmighani, and I. White, "Optical wireless communication," *Phil. Trans. R. Soc. A*, vol. 378, no. 2169, Article ID 20200051, Mar. 2020.
- [2] A. Jovicic, J. Li, and T. Richardson, "Visible light communication: opportunities, challenges and the path to market," *IEEE Commun. Mag.*, vol. 51, no. 12, pp. 26–32, Dec. 2013.
- [3] S. Hranilovic and F. R. Kschischang, "Capacity bounds for power- and band-limited optical intensity channels corrupted by Gaussian noise," *IEEE Trans. Inf. Theory*, vol. 50, no. 5, pp. 784–795, May 2004.
- [4] A. Lapidof, S. M. Moser, and M. A. Wigger, "On the capacity of free-space optical intensity channels," *IEEE Trans. Inf. Theory*, vol. 55, no. 10, pp. 4449–4461, Oct. 2009.
- [5] A. A. Farid and S. Hranilovic, "Capacity bounds for wireless optical intensity channels with Gaussian noise," *IEEE Trans. Inf. Theory*, vol. 56, no. 12, pp. 6066–6077, Dec. 2010.
- [6] J. Karout, E. Agrell, K. Szczerba, and M. Karlsson, "Optimizing constellations for single-subcarrier intensity-modulated optical systems," *IEEE Trans. Inf. Theory*, vol. 58, no. 7, pp. 4645–4659, July 2012.
- [7] J. Zhou and W. Zhang, "A comparative study of unipolar OFDM schemes in Gaussian optical intensity channel," *IEEE Trans. Commun.*, vol. 66, no. 4, pp. 1549–1564, Apr. 2018.
- [8] G. D. Forney and G. Ungerboeck, "Modulation and coding for linear Gaussian channels," *IEEE Trans. Inf. Theory*, vol. 44, no. 6, pp. 2384–2415, Oct. 1998.
- [9] D. Shiu and J. M. Kahn, "Shaping and nonequiprobable signaling for intensity-modulated signals," *IEEE Trans. Inf. Theory*, vol. 45, no. 7, pp. 2661–2668, Nov. 1999.
- [10] R. Modonesi, M. Dalai, P. Migliorati, and R. Leonardi, "A note on probabilistic and geometric shaping for the AWGN channel," *IEEE Commun. Lett.*, vol. 24, no. 10, pp. 2119–2122, Oct. 2020.
- [11] F.-W. Sun and H. C. A. van Tilborg, "Approaching capacity by equiprobable signaling on the Gaussian channel," *IEEE Trans. Inf. Theory*, vol. 39, no. 5, pp. 1714–1716, Sept. 1993.
- [12] A. Chaaban, Z. Rezk, and M.-S. Alouini, "On the capacity of intensity-modulation direct-detection Gaussian optical wireless communication channels: A tutorial," *IEEE Commun. Surveys Tuts.*, vol. 24, no. 1, pp. 455–491, First Quarter 2022.
- [13] L. Li, "On the low-SNR asymptotic capacity of optical wireless channels with average-intensity constraints," *arXiv preprint arXiv:2310.15756*, 2023.
- [14] T. H. Chan, S. Hranilovic, and F. R. Kschischang, "Capacity-achieving probability measure for conditionally Gaussian channels with bounded inputs," *IEEE Trans. Inf. Theory*, vol. 51, no. 6, pp. 2073–2088, Jun. 2005.
- [15] D. Bertsekas and J. N. Tsitsiklis, *Introduction to Probability*, Athena Scientific, 2008.
- [16] M. Eroz, F.-W. Sun, and L.-N. Lee, "DVB-S2 low density parity check codes with near Shannon limit performance," *Int. J. Satell. Commun. Netw.*, vol. 22, no. 3, pp. 269–279, May/June 2004.