

Dipole-dipole interactions mediated by a photonic flat band

Enrico Di Benedetto ¹, Alejandro González-Tudela ², and Francesco Ciccarello ^{1,3}

¹Università degli Studi di Palermo, Dipartimento di Fisica e Chimica-Emilio Segrè, Via Archirafi 36, 90123 Palermo (Italy)

²CSIC – Instituto de Física Fundamental, C. de Serrano 113, 28006 Madrid (Spain)

³NEST, Istituto Nanoscienze-CNR, Piazza S. Silvestro 12, 56127 Pisa (Italy)

Flat bands (FBs) are energy bands with zero group velocity, which in electronic systems were shown to favor strongly correlated phenomena. Indeed, a FB can be spanned with a basis of strictly localized states, the so called *compact localized states* (CLSs), which are yet generally non-orthogonal. Here, we study emergent dipole-dipole interactions between emitters dispersively coupled to the photonic analogue of a FB, a setup within reach in state-of-the-art experimental platforms. We show that the strength of such photon-mediated interactions decays exponentially with distance with a characteristic localization length which, unlike typical behaviours with standard bands, saturates to a finite value as the emitter’s energy approaches the FB. Remarkably, we find that the localization length grows with the overlap between CLSs according to an analytically-derived universal scaling law valid for a large class of FBs both in 1D and 2D. Using giant atoms (non-local atom-field coupling) allows to tailor interaction potentials having the same shape of a CLS or a superposition of a few of these.

1 Introduction

The coherent interaction between quantum emitters and engineered low-dimensional photonic environments is a hot research area of modern quantum optics, especially in the emerging framework of waveguide QED [1–5]. A core motivation is unveiling qualitatively new paradigms of atom-photon interaction, well beyond those occurring in standard electromagnetic environments (like free space or low-loss cavities). These can potentially be exploited to implement cutting-edge quantum information processing tasks or to favor observation of new quantum many-body phenomena. This relies on the fact that photonic baths with tailored properties and dimensionality, e.g. photonic versions of electronic tight-binding models, can

today be implemented in a variety of experimental scenarios. This includes photonic crystals in the optical domain [6–9], superconducting circuits in the microwave [10–13] and matter-wave emulators [14, 15], allowing the study even of lattices with non-trivial properties such as occurrence of topological phases (even in 2D) [16, 17] or able to emulate curved spaces [18].

A key phenomenon to appreciate the effect of an engineered photonic bath are photon-mediated dispersive interactions. For instance, while a high-finesse cavity can mediate an effective all-to-all interaction between atoms in the dispersive regime [19, 20], replacing the cavity with an engineered *lattice* of coupled cavities can result in interactions with a non-trivial shape of the interatomic potential when the atoms are tuned in a photonic bandgap [21, 22]. The resulting interaction range can be controlled via modulation the detuning from the band edge, which has been experimentally confirmed in circuit QED [23, 16, 13, 24] and predicted to be a resource for efficient quantum simulations [25–27] and implementation of hybrid quantum-classical algorithms [28]. Such effective coherent interactions between atoms can be understood as being mediated by atom-photon bound states (BSs) formed by a single quantum emitter [29–33, 11, 34–36, 15, 37, 38], whose corresponding photonic wavefunction (typically exponentially localized around the atom) in fact shapes the spatial profile of the effective interatomic potential [21, 39, 40]. Depending on the bath structure, this can exhibit an unconventional or even exotic dependence on the emitters’ positions which can be accompanied by topological protection [41–47].

Remarkably, due to destructive interference mechanisms, some lattices can host a special type of bands having in fact the same spectrum as a (one-mode) cavity. Such a band is called *flat band* (FB) in that its dispersion law is flat. Accordingly, a FB has zero width so that its spectrum features only one frequency just like a perfect cavity mode. Such kind of bands are well-known to show up in certain natural and artificial lattice structures [48, 49], a prominent example occurring in the celebrated quantum Hall effect [50]. FBs are currently investigated in condensed matter and photonics [51] because, due to their macroscopically large degeneracy and effective quenching of kinetic energy, they can favor emergence of many-body

Enrico Di Benedetto : enrico.dibenedetto@unipa.it

Alejandro González-Tudela : Correspondence email address: a.gonzalez.tudela@csic.es

Francesco Ciccarello : Correspondence email address: francesco.ciccarello@unipa.it

effects, highly-correlated phases of condensed matter [52] and non-linearity [53]. Moreover, FBs are extremely sensitive to disorder [54]. Typically, a FB arises when the lattice structure is such that, for each unit cell, one can construct a *compact* stationary state (i.e. strictly localized on a few sites), which exactly decouples from the rest of the lattice by destructive interference. As a hallmark, these states, called *Compact Localised States* (CLSs) [55–57] in most cases are non-orthogonal and can be used to construct a basis of localized states spanning the FB space that is alternative to the canonical basis of Bloch states (these being in contrast orthogonal and unbound).

Given the above framework, here we tackle the question as to what kind of photon-mediated interactions are expected when atoms are dispersively coupled to a photonic FB, and in particular whether they are like those in the vicinity of a standard band (i.e. with finite width) or instead like typical ones in cavity QED. The question is non-trivial as a FB has the same dimensionality of a standard band but, in contrast, zero bandwidth. On the other hand, a FB has a spectrum comprising only one frequency like a one-mode cavity but contains a thermodynamically large number of modes.

With these motivations, this paper presents a general study of atom-photon interactions in the presence of photonic FBs¹, by focusing in particular on photon-mediated interactions whose associated potential shape is inherited (as for standard bands) from the shape of atom-photon BSs. In contrast to the edge of a standard band, it turns out that in the vicinity of a FB the shape of the BS is insensitive to the detuning, while the interaction range of photon-mediated interactions generally remains finite even when the atom energetically approaches the FB.

Importantly, we connect the atom-photon BS to the form of the photonic CLSs characteristic of the considered band by demonstrating that the overlap between CLSs provides the mechanism which enables atoms in different cells to mutually interact. We derive an analytical and exact general relationship between the BS localization length and the non-orthogonality of CLSs valid for a large class of 1D and 2D lattices. Our theory describes occurrence of atom-photon bound states and dipole-dipole photon-mediated interactions in the vicinity of a FB in the most general case, including when CLSs lack orthogonality.

This work is organized as follows. In Section 2, we introduce the model and notation and review some basic concepts concerning atom-photon bound states and photon-mediated interactions. In Section 3, we present a case study illustrating some peculiar features of BSs in the presence of FBs: this anticipates some of the main original results of this work and at the same time allows the reader to first familiar-

ize with the physics of flatbands. In Section 4, we review the concept of Compact Localised States and introduce some 1D models used in this paper. This is then used in the following Sections 5 and 6 in order to discuss bound states seeded by a FB, which represents a central result of our investigation. Finally, the case of a giant atom coupled to a FB system and the ensuing photon-mediated interactions is addressed in Section 7. Finally, in Section 8 we draw our conclusions.

2 Setup and review of photon-mediated interactions

Here, we introduce the general formalism we will work with and review some basic notions and important examples of photon-mediated interactions. We start from atom-photon BSs, which are necessary in order to appreciate the physics in the presence of FBs to be presented later.

2.1 General model

We consider a quantum emitter modeled as a two-level system whose pseudo-spin ladder operator is $\sigma = |g\rangle\langle e|$, with $|g\rangle$ and $|e\rangle$ being respectively the ground and excited states, whose energy difference is ω_0 . The atom is locally coupled under the rotating-wave approximation to a photonic bath modeled as a set of single-mode coupled cavities or resonators each labeled by index x (which is generally intended as a set of indexes). Accordingly, the total Hamiltonian reads

$$H = \omega_0 \sigma^\dagger \sigma + H_B + g (a_{x_0}^\dagger \sigma + \text{H.c.}), \quad (1)$$

where x_0 labels the cavity which the emitter is coupled to with strength g , assumed to *weak* in a sense that will be specified better in the following sections. The free Hamiltonian of the photonic bath H_B reads

$$H_B = \sum_x \omega_x a_x^\dagger a_x + \sum_{x \neq x'} J_{xx'} (a_{x'}^\dagger a_x + \text{H.c.}), \quad (2)$$

where ω_x is the bare frequency of the x th cavity, a_x (a_x^\dagger) the associated creation (destruction) bosonic ladder operator while $J_{xx'}$ denotes the photon hopping rate between cavities x and x' . The Fock state where cavity x has one photon (with all the remaining ones having zero photons) will be denoted as $|x\rangle = a_x^\dagger |\text{vac}\rangle$, where $|\text{vac}\rangle$ is the vacuum state of the field.

While many properties discussed in this paper require solely that the bath B possesses a FB, which can happen even if the photonic bath is not translationally-invariant, all of the examples that we will discuss concern photonic lattices. In these cases, B is a D -dimensional lattice so that index x in the above equations should be intended as the pair of indexes (n, ν) , where n stands for D integers labeling a

¹ Atoms coupled to photonic FBs in specific models appeared in recent studies [58–60].

primitive unit cells around the Bravais lattice vector \mathbf{r}_n , while ν labels the sublattices. All lengths have to be intended in units of the lattice constant. The normal frequencies of B (in the thermodynamic limit) comprise a series of *bands*, labeled by index m and with corresponding dispersion law $\omega_m(k)$, where the D -dimensional wave vector k lies in the first Brillouin zone (to make notation lighter, we will write k in place of \mathbf{k} whenever possible). Accordingly, the bath Hamiltonian can be written in diagonal form as

$$H_B = \sum_{k,m} \omega_m(k) \Psi_{k,m}^\dagger \Psi_{k,m}, \quad (3)$$

where $\Psi_{k,m}$ and $\Psi_{k,m}^\dagger$ are ladder operators associated with the m th band.

Throughout this work, we will focus on the single-excitation sector, i.e. the subspace spanned by the set $\{|e\rangle|\text{vac}\rangle, |g\rangle|x\rangle\}$ (with x running over all cavities). For the sake of simplicity, we will adopt a lighter notation in what follows and replace

$$|e\rangle|\text{vac}\rangle \rightarrow |e\rangle, \quad |g\rangle|x\rangle \rightarrow |x\rangle.$$

Hence, from now on $|e\rangle$ will be the state where the excitation lies on the atom and the field has no photons, while $|x\rangle$ is the state where the atom in the ground state $|g\rangle$ and a single photon at cavity x has one photon (with each of the remaining cavities in the vacuum state). In particular, $|x_0\rangle$ is the state where a single photon lies at cavity x_0 (the one directly coupled to the emitter).

2.2 Atom-photon bound states

Within the single-excitation sector, an atom-photon bound state (BS) $|\Psi_{\text{BS}}\rangle$ is a normalized dressed state such that $H|\Psi_{\text{BS}}\rangle = \omega_{\text{BS}}|\Psi_{\text{BS}}\rangle$, where ω_{BS} is a real solution of the pole equation

$$\omega_{\text{BS}} = \omega_0 + g^2 \langle x_0 | G_B(\omega_{\text{BS}}) | x_0 \rangle,$$

while the wavefunction (up to a normalization factor) reads [29]

$$|\Psi_{\text{BS}}\rangle \propto |e\rangle + |\psi_{\text{BS}}\rangle \quad \text{with} \quad |\psi_{\text{BS}}\rangle = g G_B(\omega_{\text{BS}}) | x_0 \rangle. \quad (4)$$

Here, $G_B(\omega)$ is the bath resolvent or Green's function in the single-excitation subspace [29], whose general definition is [cf. Eq. (3)]

$$G_B(\omega) = \sum_{k,m} \frac{|\Psi_{k,m}\rangle \langle \Psi_{k,m}|}{\omega - \omega_m(k)}. \quad (5)$$

When B is not a lattice, index (k, m) is just replaced by the index(es) labeling the eigenmodes of the field.

Typically, a BS occurs when the atom is coupled off-resonantly to B (as in all examples to be discussed in this paper where ω_0 will be tuned within a bandgap of

bath B). In this case, to leading order in the coupling strength we have

$$\omega_{\text{BS}} = \omega_0, \quad |\psi_{\text{BS}}\rangle = g G_B(\omega_0) | x_0 \rangle. \quad (6)$$

Wavefunction $|\psi_{\text{BS}}\rangle$ describes a single photon localized around the atom's location x_0 .

The simplest, and in some respects trivial, example of an atom-photon BS occurs in a *single-mode cavity*, i.e. when $H_B = \omega_c a_{x_0}^\dagger a_{x_0}$. In this case, the bath Green's function simply reads $G_B(\omega) = |x_0\rangle \langle x_0| / (\omega - \omega_c)$ so that the BS reduces to $|\Psi_{\text{BS}}\rangle = |e\rangle + \frac{g}{\omega_0 - \omega_c} |x_0\rangle$.

Another paradigmatic instance of BS occurs when B is a 1D lattice of coupled cavities described by the Hamiltonian $H_B = J \sum_n a_{x_n}^\dagger a_{x_{n+1}} + \text{H. c.}$ with $J > 0$. The energy spectrum (in the thermodynamic limit) consists of a single band in the interval $[-2J, 2J]$ with dispersion law $\omega(k) = 2J \cos k$. The corresponding Green's function (for $|\omega| > 2J$, i.e. out of band) reads [61, 62]

$$\begin{aligned} \langle x_n | G_B(\omega) | x_m \rangle &= \frac{1}{N} \sum_k \frac{e^{ik(x_n - x_m)}}{\omega - 2J \cos k} = \\ &\rightarrow \frac{(-1)^{|x_n - x_m|}}{2\sqrt{J\delta}} \exp\left(-\frac{|x_n - x_m|}{\lambda}\right), \end{aligned} \quad (7)$$

where the last equality holds in the thermodynamical limit ($N \rightarrow \infty$) and for $\delta = \omega - 2J > 0$ (above the upper band edge) and $\delta \ll J$. From here, we see that the BS is exponentially localized with

$$\lambda = \sqrt{\frac{J}{\delta}}. \quad (8)$$

Thus, the photon is exponentially localized around the atom over a region of characteristic length λ (*localization length*). Remarkably, this scales as $\sim \delta^{-1/2}$, entailing that, as the atomic frequency approaches the band edge (i.e. for $\delta \rightarrow 0^+$), the BS gets more and more delocalized. Later on, we will see that in the presence of a FB a very different behavior occurs with the BS localization length saturating to a constant value as $\delta \rightarrow 0^+$.

2.3 Effective Hamiltonian with many emitters

In the presence of many identical emitters, each indexed by j , the Hamiltonian (1) is naturally generalized as

$$H = \omega_0 \sum_j \sigma_j^\dagger \sigma_j + H_B + g \sum_j (a_{x_j}^\dagger \sigma_j + \text{H. c.}), \quad (9)$$

with x_j labeling the cavity which the j th atom is coupled.

²This is one of the two dressed states in the single-excitation sector, specifically the one with a dominant atomic component. The other state instead has energy $\simeq \omega_c$ and is mostly photonic.

When ω_0 lies within a photonic bandgap and B is in the vacuum state, the field degrees of freedom can be adiabatically eliminated and the dynamics of the emitters is fully described by the effective many-body Hamiltonian [21, 22, 40]

$$H_{\text{eff}} = \sum_{ij} \left(\mathcal{K}_{ij} \sigma_i^\dagger \sigma_j + \text{H.c.} \right), \quad (10)$$

where

$$\mathcal{K}_{ij} = g \langle x_i | \psi_{\text{BS},j} \rangle. \quad (11)$$

Here, $|\psi_{\text{BS},j}\rangle$ is the BS seeded by the j th atom, whose expression is analogous to Eq. (6) with x_j in place of x_0 . Thus, when atoms are dispersively coupled to the bath B , they undergo a coherent mutual interaction described by the effective interatomic potential \mathcal{K}_{ij} . Significantly, Eq. (11) shows that the interaction strength between a pair of atoms is simply proportional to the BS seeded by one emitter (as if this were alone) on the cavity where the other emitter sits in. Thus, the BS wavefunction of a single emitter in fact embodies the spatial shape of the photon-mediated interaction potential in the presence of many emitters in the dispersive regime.

Based on the discussion in Section 2.2, for a set of atoms all coupled to a single cavity we get $\mathcal{K}_{ij} = g^2/(\omega_0 - \omega_c)$ irrespective of i and j , meaning that the emitters undergo an all-to-all interaction.

Instead, owing to the exponential localization of BS (8), a set of atoms dispersively coupled to a homogeneous cavity array (see Section 2.2) undergo an effective short-range interaction described by

$$\mathcal{K}_{ij} = \frac{(-1)^{|x_i - x_j|}}{\sqrt{J\delta}} \exp\left(-\frac{|x_i - x_j|}{\lambda}\right), \quad (12)$$

where the BS localization length λ [see Eq. (8)] can now be seen as the characteristic interaction range depending on ω_0 .

3 Bound state near a photonic flat band: case study

A major difference between the two paradigmatic baths considered so far, i.e. a cavity versus a coupled-cavity array, is that the latter can host *propagating* photons whose speed is proportional to the slope of the dispersion law $\omega(k)$. Notice that the presence of a non-trivial dispersion law $\omega(k)$ is essential for the occurrence of photon-mediated interactions with finite and ω_0 -dependent interaction range λ [cf. Eqs. (8) and (12)].

In the remainder of this paper, we will deal with dispersive physics near a *flat band* (FB). A FB is a special photonic band whose dispersion law is k -independent, i.e.

$$\omega(k) = \text{constant}. \quad (13)$$

Thus, unlike a standard band, a FB has zero bandwidth, a feature shared with a (perfect) cavity. Differently from a cavity and analogously to a standard band, however, the FB energy has a thermodynamically large degeneracy (matching the number of lattice cells N)³.

In order to introduce some typical properties of photon-mediated interactions around a FB, in this section we will consider the case study of the 1D sawtooth photonic lattice in Fig. 1(a) [63, 64], arguably the simplest yet non-trivial system where a FB shows up. This is a bipartite lattice, where the n th cell consists of a pair of cavities labeled a_n and b_n . Each cavity b_n is coupled to its nearest neighbours $b_{n\pm 1}$ with photon hopping rate $J > 0$ and with rate $J\sqrt{2}$ to cavities a_{n-1} and a_n ⁴. All cavities have the same bare frequency which we set to zero. The two bands of B have dispersion laws (see Appendix A.1)

$$\omega_{\text{FB}} = -2J, \quad \omega_d(k) = 2J(1 + \cos k), \quad (14)$$

As shown in Fig. 1(b), the band labeled by subscript d is a standard dispersive band of width $4J$, below which a FB of energy $-2J$ stands out (the energy separation of this from the edge of band d is $2J$).

We now discuss the atom-photon BS formed by an emitter dispersively coupled to the 1D sawtooth lattice in the two different regimes where the effect of either the FB or the dispersive band is negligible. We start by tuning ω_0 very far from the FB (so that this can be fully neglected) but relatively near the lower edge of the dispersive band so as to fulfill $g \ll \delta_d \ll \delta_{\text{FB}}$ with δ_d and δ_{FB} respectively the detuning from the lower edge of band d and from the FB [see Fig. 1(b)]. The spatial profile of the BS photonic wavefunction is plotted in Fig. 1(c)-(e) for decreasing values of δ_d . Similarly to Eq. (8) (homogeneous array), the BS is exponentially localized around the atom with a localization length which diverges as $\delta_d \rightarrow 0^+$.

We next consider the regime $g \ll \delta_{\text{FB}} \ll \delta_d$ [see Fig. 1(b)] in a way that the atom is significantly (although dispersively) coupled only to the FB with the contribution of the dispersive band now negligible. As shown in Fig. 1(f)-(h), instead of diverging, the BS localization length now *saturates* to a finite value as $\delta_{\text{FB}} \rightarrow 0^+$. Correspondingly, the BS wavefunction no longer changes when δ_{FB} is small enough, which shows that this asymptotic BS is insensitive to the atom frequency.

The simple instance just discussed suggests that atom-photon BSs in the vicinity of a photonic FB,

³If bath B is not a lattice, a FB occurs when there exists a normal frequency with a thermodynamically large degeneracy. An instance of such a situation are certain kinds of hyperbolic systems, where there exists a FB gapped from the rest of the energy spectrum [18].

⁴Strictly speaking, this is a special case of the sawtooth lattice in which the ratio of the two hopping rates is constrained so as to ensure the emergence of a FB.

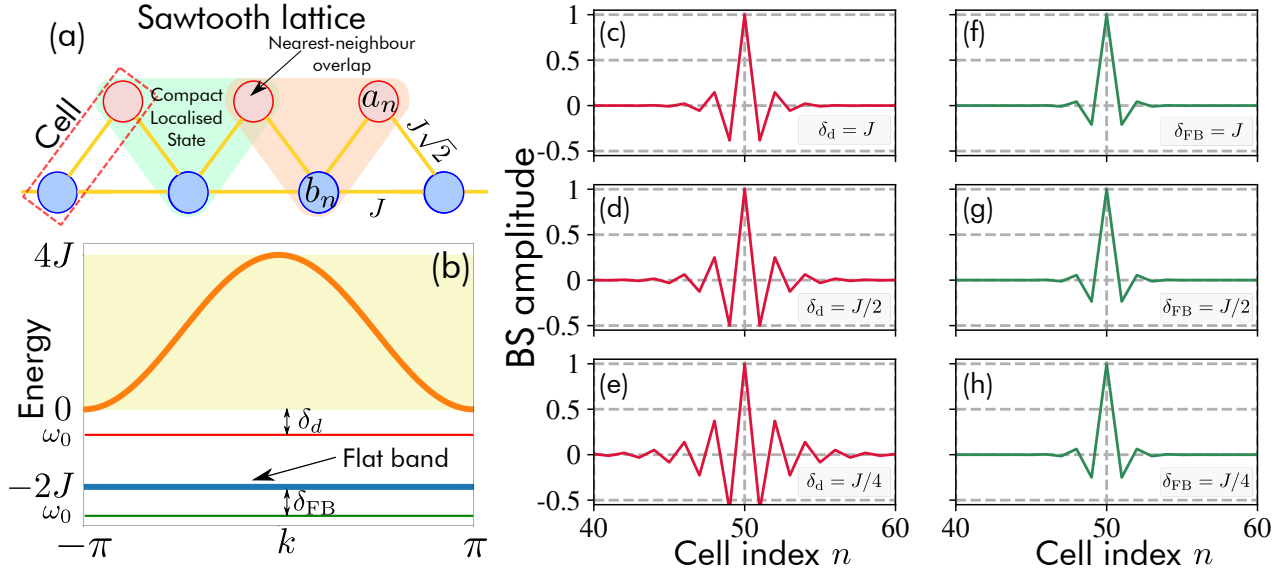


Figure 1: Atom-photon bound state in the photonic sawtooth lattice. (a) Sketch of the sawtooth lattice, showing in particular a primitive unit cell (red dashed box) and the values of hopping rates between nearest-neighbour cavities (the bare frequency of each cavity is set to zero). Two overlapping CLSs are shown. (b) Frequency spectrum of the photonic lattice, comprising a dispersive band between $\omega = 0$ and $\omega = 4J$ and additionally a FB at $\omega_{FB} = -2J$. We call δ_d (δ_{FB}) the detuning of the atomic frequency ω_0 from the dispersive band (from the FB). (c)-(h) BS photonic wavefunction $|\psi_{BS}\rangle$ [see Eq. (4)] for an atom coupled dispersively to the dispersive band [(c)-(e)] and to the FB [(f)-(h)] for decreasing values of δ_d (δ_{FB}). In each case, we plot only the amplitude on sublattice a_n (the behaviour on sublattice b_n is qualitatively similar) rescaled to the maximum value and considered $N = 100$ unit cells under periodic boundary conditions with the atom coupled to cavity a_{50} with strength $g = 0.001J$.

along with the ensued photon-mediated interactions, have a quite different nature compared to standard photonic bands. While the fact that the BS remains localized is somewhat reminiscent of the behavior in a standard one-mode cavity, it is natural to wonder what the BS localization length depends on. It will turn out that this depends on the way in which the emitter is coupled to the lattice as well as some intrinsic properties of the FB, in particular the orthogonality of the so called *Compact Localized States* (CLSs), a key concept in FB theory. For this reason, the next section is fully devoted to a review of CLSs, whose main properties will be illustrated through variegated examples. This will provide us with the necessary theoretical basis to formulate general properties of BSs in Section 5, including more general types of FBs (e.g. occurring in 2D lattices).

4 Compact localized states

As for any band, the eigenspace made up by all photonic states where a single photon occupies a given FB can be naturally spanned by the Bloch stationary states $\{|\Psi_{k,FB}\rangle\}$ with $H_B |\Psi_{k,FB}\rangle = \omega_{FB} |\Psi_{k,FB}\rangle$, where k runs over the first Brillouin zone.

Accordingly, the projector onto the FB eigenspace

in the Bloch states basis $\{|\Psi_{k,FB}\rangle\}$ reads

$$\mathcal{P}_{FB} = \sum_k |\Psi_{k,FB}\rangle \langle \Psi_{k,FB}|. \quad (15)$$

By definition, when \mathcal{P}_{FB} is applied to a generic single photon state it returns its projection onto the FB eigenspace. Notice that, being translationally invariant (see Bloch theorem [65]), each basis state $|\Psi_{k,FB}\rangle$ is necessarily *unbound*, i.e. its wavefunction has support on the entire lattice. Yet, since photons in a FB have zero group velocity [cf. Eq. (13)], it is natural to expect the FB eigenspace to admit an alternative basis of *localized* (i.e. bound) states $\{|\phi_n\rangle\}$, one for each unit cell indexed by n (when B is a lattice). Such a basis indeed exists and its elements are called *Compact Localized States* (CLSs) [55] (an exception occurs when the FB touches a dispersive band, a pathological case that we will address later on). Note that a CLS is compact in the sense that, typically, it is strictly localized only on a finite, usually small, number of neighbouring unit cells. There exists a general way to express CLSs in the basis of Bloch states $\{|\Psi_{k,FB}\rangle\}$ for a D -dimensional lattice, which reads [55]

$$|\phi_n\rangle = \frac{1}{N^{D/2}} \sum_{k \in \text{BZ}} \sqrt{f(k)} e^{-i\mathbf{k} \cdot \mathbf{r}_n} |\Psi_{k,FB}\rangle, \quad (16)$$

with N the number of cells and where $f(k) \geq 0$ is a suitable function (recall that \mathbf{r}_n is a Bravais lattice identifying a unit cell).

The idea behind CLSs is somewhat similar to standard Wannier states [66] in that a CLS can be expressed as a suitable superposition of unbound Bloch states that yields a state localized around a lattice cell. Unlike a Wannier state, however, a CLS is itself an eigenstate of the bath Hamiltonian, i.e. $H_B |\phi_n\rangle = \omega_{\text{FB}} |\phi_n\rangle$, since the Bloch states entering the expansion all have the same energy ω_{FB} (reflecting the high FB degeneracy).

4.1 Class U and overlap parameters α_d

Note that, while there is a one-to-one correspondence between CLSs and unit cells, a CLS $|\phi_n\rangle$ is generally spread over $U \geq 1$ cells, where the positive integer U is the so called *class* of the CLS set [67]. In the special case $U = 1$, each $|\phi_n\rangle$ is entirely localized within the n th cell so that the CLSs do not overlap in space and are thus orthogonal, i.e. $\langle \phi_n | \phi_{n'} \rangle = \delta_{nn'}$ (an instance is the double-comb lattice of Fig. 2). For $U \geq 2$, instead, CLSs necessarily overlap in space with one another, which remarkably causes them to be generally *non-orthogonal*.

It is easy to understand that, for a 1D (generally multipartite) lattice, CLSs of class $U = 2$ are such that each CLS overlaps only its two nearest-neighbor CLSs, being orthogonal to the all the remaining ones (an instance is the sawtooth lattice of Fig. 1 which we will discuss shortly). In such a case, the overlap between a pair of CLSs thus reads

$$\langle \phi_n | \phi_{n'} \rangle = 1 + \alpha(\delta_{n,n'+1} + \delta_{n,n'-1}), \quad (17)$$

where $\alpha = \langle \phi_n | \phi_{n\pm 1} \rangle$ is an overlap parameter.

For 2D lattices, it is easier to think of class U as a 2D vector of integer components, describing how many cells the CLS is spread over along either direction. For instance, if $U = (2, 2)$ the CLS will overlap only its nearest-neighbors along each direction (an instance being the checkerboard lattice of Fig. 5 to be discussed later on). In this case, the overlap between a pair of CLSs takes the form

$$\begin{aligned} \langle \phi_n | \phi_{n'} \rangle = 1 + \alpha_x(\delta_{n_x, n'_x+1} + \delta_{n_x, n'_x-1}) \\ + \alpha_y(\delta_{n_y, n'_y+1} + \delta_{n_y, n'_y-1}), \end{aligned} \quad (18)$$

which now features *two* overlap parameters, α_x and α_y , corresponding to the $\hat{\mathbf{e}}_x$ and $\hat{\mathbf{e}}_y$ directions, respectively. Likewise, for a generic D -dimensional model with $U = (2, 2, \dots, 2)$ (i.e., only nearest-neighbor overlaps between CLSs along *any* $\hat{\mathbf{e}}_d$ direction), the overlap reads

$$\langle \phi_n | \phi_{n'} \rangle = 1 + \sum_{d=1}^D \alpha_d(\delta_{n, n' + \hat{\mathbf{e}}_d} + \delta_{n, n' - \hat{\mathbf{e}}_d}), \quad (19)$$

with α_d the overlap along the d th direction. Thus, in general, there are D (generally) different overlap parameters α_d , as many as the spatial dimensions of

the lattice. A more general expression for CLSs of class $U > 2$ can be found in Appendix B, Eq. (62).

Notice that, owing to the degeneracy of the FB energy ω_{FB} , the set of CLSs spanning the FB eigenspace for a given lattice is not unique. We call *minimal* the set of CLSs having the lowest class U . In the remainder, we will only consider minimal CLSs.

4.2 Instances of CLSs in 1D lattices

In order to make the reader familiarize with CLSs and their properties (especially non-orthogonality), we present next some examples of lattices exhibiting FBs [see Fig. 2 and Fig. 3]. In this section, we will only discuss 1D models, meaning that here the cell index n is an integer and the wavevector k a real number (see Appendix A for more details on those models).

4.2.1 Double-comb lattice

The double-comb lattice is a tripartite lattice, which comprises three sublattices a, b and c [see Fig. 2(a)]. Each cavity c_n of the central sublattice is coupled to the nearest-neighbour cavities $c_{n\pm 1}$ with photon hopping rate J and with rate t to cavities a_n and b_n (upper and lower sublattices, respectively). Cavities a_n and b_n have the same bare frequency ω_c , while the one of c_n is set to zero. The spectrum of B , which is plotted in a representative case in Fig. 2(b), features a FB at energy $\omega_{\text{FB}} = \omega_c$ and two dispersive bands. The occurrence of such FB is easy to predict since the antisymmetric state

$$|\phi_n\rangle = \frac{1}{\sqrt{2}}(|a_n\rangle - |b_n\rangle) \quad (20)$$

clearly decouples from state $|c_n\rangle$ (hence the rest of the lattice) due to destructive interference and is thereby an eigenstate of the bath Hamiltonian H_B with energy ω_c . Evidently, there exists one such state for each cell n , explaining the origin of the FB at energy $\omega_{\text{FB}} = \omega_c$. As each $|\phi_n\rangle$ is strictly localized within a unit cell [see Fig. 2(a)], states $\{|\phi_n\rangle\}$ form a set of orthogonal CLSs of class $U = 1$ based on the previous definition.

4.2.2 Sawtooth lattice

We already introduced the sawtooth lattice in Section 3 and Fig. 1. Somewhat similarly to the double-comb lattice, the FB at $\omega_{\text{FB}} = -2J$ also arises through destructive interference. Indeed, the superposition

$$|\phi_n\rangle = \frac{1}{2}(|a_n\rangle + |a_{n-1}\rangle - \sqrt{2}|b_n\rangle) \quad (21)$$

decouples from sites $b_{n\pm 1}$, hence the rest of the lattice. Since we can build up one such state for each cell, the set $\{|\phi_n\rangle\}$ form a basis spanning the FB eigenspace. Unlike the double-comb lattice, however, it is clear that each state $|\phi_n\rangle$ is not localized within a single

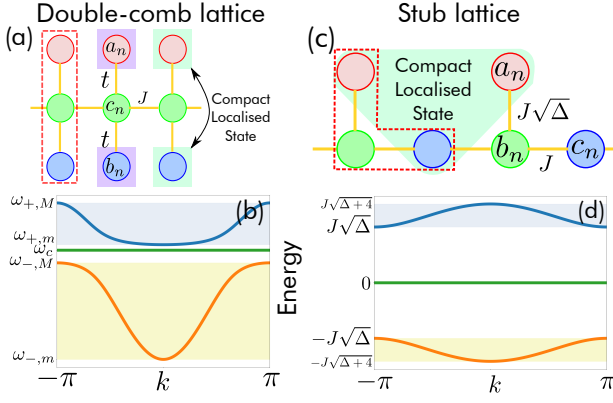


Figure 2: Instances of one-dimensional lattices with FB. (a) Double-comb lattice (the frequency of cavity c_n is zero, while the one of cavities a_n and b_n is ω_c). (b) Field spectrum of the double-comb lattice showing a FB at energy $\omega = \omega_c$. (c) Stub lattice (the frequency of all cavities is set to zero). (d) Field spectrum of the stub lattice, showing a zero-energy FB. In (a) and (c) we highlight the primitive unit cell (red dashed line) and possible choices of CLSs. Notice that CLSs are not overlapping in the double-comb lattice in panel (a), but they do overlap in the stub lattice (c).

unit cell and is *not* orthogonal to the two CLSs $|\phi_{n\pm 1}\rangle$ [cf. Fig. 1(a)]. Indeed, it is easy to verify that Eq. (17) holds in this case with $\alpha = 1/4$, meaning that this set is of class $U = 2$. Therefore, these CLSs form a *non-orthogonal* basis of the FB eigenspace.

4.2.3 Stub lattice

The stub lattice (or 1D Lieb lattice) [63, 68, 69] is the tripartite lattice sketched in Fig. 2(c), where each cavity b_n is coupled to cavities $c_{n\pm 1}$ with rate J and side-coupled to cavity a_n with rate $J\sqrt{\Delta}$ where $\Delta \geq 0$ is a dimensionless parameter. The spectrum of H_B is symmetric around $\omega = 0$, at which energy a FB arises ($\omega_{FB} = 0$). The gap separating the FB from each dispersive band is proportional to $J\sqrt{\Delta}$ [see Fig. 2(c)].

Similarly to the previous lattices and CLSs, the origin of the zero-energy FB can be understood by noting that state

$$|\phi_n\rangle = \frac{1}{\sqrt{2+\Delta}} (|a_n\rangle + |a_{n+1}\rangle - \sqrt{\Delta}|c_n\rangle) \quad (22)$$

decouples from the rest of the chain. Like in the sawtooth lattice, the non-orthogonal set $\{|\phi_n\rangle\}$ form a CLS of class $U = 2$ since Eq. (17) holds also in the present case with

$$\alpha = \frac{1}{2+\Delta}. \quad (23)$$

Notice that Δ controls both the overlap between CLSs and the energy gap between the FB and each dispersive band (such a tunability is not possible in the sawtooth model). For $\Delta \rightarrow 0^+$ we get $\alpha \rightarrow 1/2^-$ and zero band gap. For growing Δ , the non-orthogonality parameter α gets smaller and smaller [indeed $|\phi_n\rangle$ is

more and more localized around cavity c_n , cf. (22)] while the gap gets larger and larger.

Note that the stub lattice enjoys chiral symmetry [70] which guarantees a zero-energy FB to exist [71] even in the presence of disorder provided that it does not break chiral symmetry⁵.

4.2.4 1D Kagomé lattice

The 1D Kagomé model sketched in Fig. 3(a) is a lattice with five sublattices, representing the 1D version of the popular 2D Kagomé model [72]. In this model each cavity is coupled to its nearest neighbour with rate $-J$, except for pairs (a_n, b_n) and (d_n, e_n) which are coupled with rate J . This system differs from the previous instances in that there exists a FB (of frequency $2J$) which touches the edge of a dispersive band [see Fig. 3(b)].

Even in this lattice, one can construct CLSs of class $U = 2$ having the form [see Fig. 3(a)]

$$|\phi_n\rangle = \frac{1}{\sqrt{6}} [|c_n\rangle + |c_{n+1}\rangle - |a_n\rangle - |b_n\rangle - |d_n\rangle - |e_n\rangle], \quad (24)$$

which fulfill Eq. (17) with $\alpha = \langle \phi_n | \phi_{n\pm 1} \rangle = 1/6$.

5 Bound states in a FB: general properties

Armed with the notion of CLSs, we are now ready to establish general properties of atom-photon BSs. This and the following two sections contain the main results of our work.

5.1 Atom-photon bound state as a superposition of compact localized states

We recall that the BS shape is generally dictated by the field's bare Green's function [see Eq. (4)]. As in the examples discussed in Section 3, here we consider the regime where the emitter is dispersively coupled to one specific band (not necessarily a FB), which we will call \tilde{m} , in such a way that the effects of all the other bands can be neglected. This in particular happens when, as in Section 3, there is a finite energy gap between band \tilde{m} and all the other bands (no band crossing/touching). Another circumstance where this regime holds (as we will see later on) is when the contribution of band \tilde{m} to the density of states (at energies close to ω_0) is dominant compared to that from the other bands.

⁵This zero-energy FB always exists in lattices with chiral symmetry and an odd number of sublattices (Lieb's Theorem [71]). This is because chiral energy imposes the energy spectrum to be symmetric around $\omega(k) = 0$ for any k . As the total number of energy bands is odd, one of the bands must necessarily be a zero-energy FB.

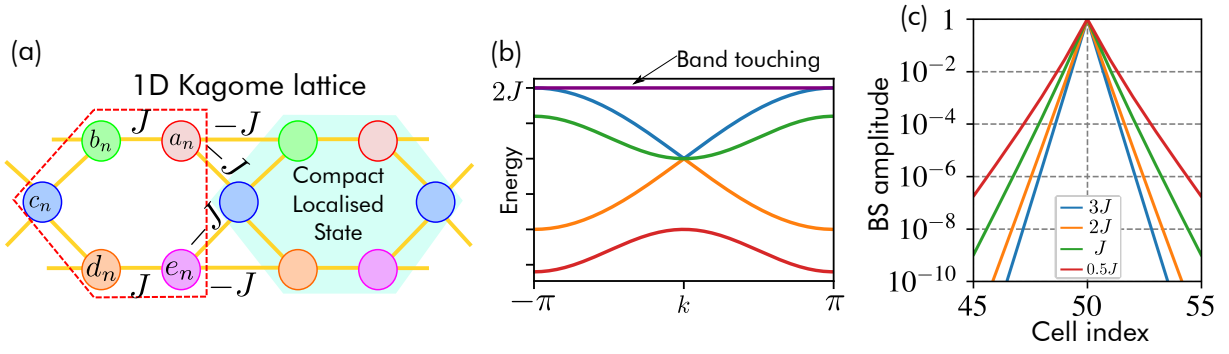


Figure 3: (a) Structure of the 1D Kagomè model, featuring five sublattices with hopping rates $\pm J$. A possible choice of CLS is highlighted in green. (b) Energy spectrum featuring four dispersive bands and a FB of energy $\omega_{\text{FB}} = 2J$. The FB touches the upper edge of one of the dispersive bands. (c) Bound state seeded by an atom in the dispersive regime $\delta_{\text{FB}} \gg g$ with $\delta_{\text{FB}} = \omega_0 - 2J$ the detuning from the FB, which we report in the legend (we show only the BS wavefunction on sublattice a). We consider 100 cells with the emitter coupled to cavity a_{50} . In contrast e.g. to the case in Fig. 1 (f)-(h), the localization length here does depend on δ_{FB} (which is due to the band touching as explained later on in Section 6).

In such regime, we can approximate the BS wavefunction as [cf. Eqs. (4), (5) and (6)]

$$\psi_{\text{BS}}(x) = g \langle x | G_B(\omega_0) | x_0 \rangle \simeq g \sum_k \frac{\langle x | \Psi_{k, \tilde{m}} \rangle \langle \Psi_{k, \tilde{m}} | x_0 \rangle}{\omega_0 - \omega_{\tilde{m}}(k)} \quad (25)$$

(notice that only the contribution of band \tilde{m} is retained).

Wavefunction $\psi_{\text{BS}}(x)$, including its shape and width, will generally depend on the emitter frequency ω_0 , hence on its detuning from the \tilde{m} th band edge. However, if band \tilde{m} is a FB, in Eq. (25) we can replace $\omega_{\tilde{m}}(k)$ with ω_{FB} , which is k -independent, and obtain the BS wavefunction (here x labels a generic lattice site, even beyond 1D)

$$\psi_{\text{BS}}(x) \simeq \frac{g}{\omega_0 - \omega_{\text{FB}}} \langle x | \mathcal{P}_{\text{FB}} | x_0 \rangle, \quad (26)$$

where we substituted the projector \mathcal{P}_{FB} on the FB eigenspace [see Eq. (15)]. Evidently, the shape and width of the BSs become independent of the detuning of the atom from the FB in agreement with the behaviour emerging from Fig. 1(f)-(h). Notice that this independence holds also for an atom dispersively coupled to a standard cavity in which case however the BS is trivial. A typical case where Eq. (26) holds is when $g \ll \delta_{\text{FB}} \ll \delta_d$, where g is the coupling strength while δ_{FB} and δ_d are respectively the emitter's detuning from the FB and the edge of the nearest dispersive band (see e.g. Section 3), where it is understood that there exists a finite gap separating the FB from the dispersive bands. Interestingly, Eq. (26) can hold even if this gap vanishes, e.g. when the FB touches the edge of a dispersive band, provided that the FB contribution to the density of states dominates over those due to dispersive bands: we will see an example of such a case in Section 6.

Having assessed the independence of the detuning, we next characterize the structure and spatial range

of the BS (which will then also be those of photon-mediated interactions, see Section 2.3). For this aim, taking advantage of Eq. (16), it is convenient to re-express the FB projector (15) in terms of the CLSs basis as (see Appendix B for details)

$$\mathcal{P}_{\text{FB}} = \sum_{n, n'} \xi_{nn'} |\phi_{n'}\rangle \langle \phi_n| \quad (27)$$

with

$$\xi_{nn'} = \frac{1}{N^D} \sum_{\mathbf{k}} \frac{1}{f(\mathbf{k})} e^{i\mathbf{k} \cdot (\mathbf{r}_n - \mathbf{r}_{n'})}. \quad (28)$$

Notice that the scalar product between two CLSs depends on function $f(\mathbf{k})$ as [cf. Eq. (16)]

$$\langle \phi_n | \phi_{n'} \rangle = \frac{1}{N^D} \sum_{\mathbf{k}} f(\mathbf{k}) e^{i\mathbf{k} \cdot (\mathbf{r}_n - \mathbf{r}_{n'})}. \quad (29)$$

Remarkably, unlike the Bloch-states expansion of Eq. (15), the decomposition of Eq. (27) in terms of CLSs is *non*-diagonal. This is a consequence of the CLSs' non-orthogonality discussed in the previous section. Indeed, for $\langle \phi_n | \phi_{n'} \rangle = \delta_{nn'}$ (orthogonal CLSs) we have $f(\mathbf{k}) = 1$ and hence $\xi_{nn'} = \delta_{nn'}$ in a way that Eq. (27) reduces to a standard diagonal expansion in the CLS basis. On the other hand, provided that only nearest-neighbour CLSs are overlapping (as in all the examples of this work), $f(\mathbf{k})$ is generally given by

$$f(\mathbf{k}) = 1 + 2 \sum_{d=1}^D \alpha_d \cos k_d \quad (30)$$

where D is the lattice dimension, k_d the d th component of wave vector \mathbf{k} and α_d the overlap between a pair of nearest-neighbor CLSs lying along the d th direction (see Section 4.1). Expression (30) can be easily derived by comparing Eq. (19) and Eq. (29). It is clear that since $f(\mathbf{k}) \geq 0$ we have $\sum_d |\alpha_d| \leq 1/2$.

Finally, plugging Eq. (27) into Eq. (26) yields

$$\psi_{\text{BS}}(x) \simeq \frac{g}{\omega_0 - \omega_{\text{FB}}} \sum_n w_n(x_0) \phi_n(x), \quad (31)$$

with

$$w_n(x_0) = \sum_{n'} \xi_{nn'} \phi_{n'}^*(x_0) \quad (32)$$

which expresses the BS wavefunction as a weighted superposition of CLSs $\phi_n(x) = \langle x | \phi_n \rangle$ where the weight function $w_n(x_0)$ is defined by Eq. (32) and depends on the cavity x_0 to which the emitter is coupled to. In particular, the weight function $w_n(x_0)$ is proportional to $\phi_{n'}^*(x_0) = \langle \phi_{n'} | x_0 \rangle$, which is non-zero only if cavity x_0 overlaps the CLS $|\phi_{n'}\rangle$. As a consequence, being the CLSs strictly compact, the weight function w_n [cf. Eq. (32)] involves only a finite number of terms.

Expansion (31) is a central result of this work. Notice that for non-overlapping CLSs (class $U = 1$) we have $w_n = \phi_n^*(x_0)$ (since $\xi_{nn'} = \delta_{nn'}$ as we saw previously), which entails that in this case the BS just coincides the CLS overlapping the cavity (if any). Hence, for $U = 1$, atoms sitting in different cells will just not interact. This situation is reminiscent of cavity QED, where CLSs play the role of non-overlapping cavity modes: atoms in isolated cavities have no way to cross-talk. In this sense, FBs of class $U = 1$ show a cavity-like behaviour. In contrast, for $U \geq 2$, CLSs do overlap each other in a way that now $\xi_{nn'} \neq \delta_{nn'}$ and thus the BS is a superposition of more than one CLS. We see that the interaction between atoms located in different cells is now possible and this is a consequence of the CLSs' overlap. This situation is quite different from standard cavity QED. In particular, the CLSs cannot be interpreted as overlapping cavity modes since, if so, these would in fact couple the cavities affecting their spectrum non-trivially (in contrast to the present FB).

In the following, we consider the recurrent case where only nearest-neighbor CLSs overlap, which happens for $U = 2$ for 1D lattices and $U = (2, 2)$ for 2D ones (cf. Section 4.1) and show that the BS is exponentially localized by deriving the localization length as an explicit general function of the CLSs' overlap. We point out however that the present theory is valid even when overlapping CLSs are not limited to nearest-neighbor ones, which is illustrated in Appendix E with an example of 1D tripartite lattice showing up a FB of class $U = 3$.

5.2 1D lattices, $U = 2$

In this case, Eq. (30) reduces to $f(k) = 1 + 2\alpha \cos k$, with $|\alpha| = |\langle \phi_n | \phi_{n+1} \rangle| \leq 1/2$. Plugging this into Eq. (28) and working out the resulting integral in the thermodynamic limit ($N \rightarrow \infty$), one ends up with (see Appendix C for the proof)

$$\xi_{nn'} = \frac{(-\text{sgn } \alpha)^{|n-n'|}}{\sqrt{1-4\alpha^2}} \exp\left\{-\frac{|n-n'|}{\lambda_{1D}}\right\}, \quad (33)$$

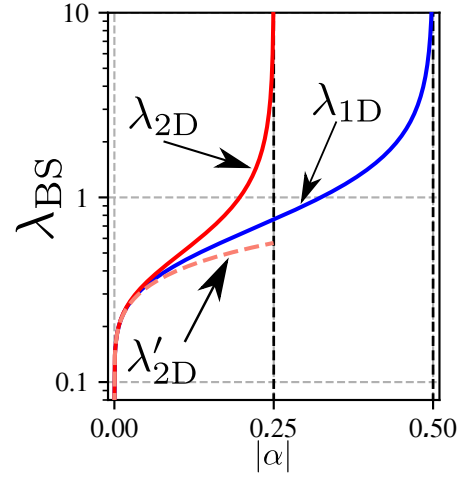


Figure 4: Universal scaling of the BS localization length λ_{BS} as a function of the CLSs overlap $|\alpha|$ for 1D and 2D lattices based on Eqs. (34) and (36), respectively (in the common case that only nearest-neighbour CLSs overlap). Here, $|\alpha| = 1/2$ and $|\alpha| = 1/4$ are the maximum allowed values of $|\alpha|$, respectively in 1D and 2D, consistent with the hypothesis that only nearest-neighbour CLSs overlap. In 2D, the behaviour is the sum of two decaying exponentials with localization lengths λ_{2D} and λ'_{2D} [cf. Eq. (36)].

where $\text{sgn } \alpha$ denotes the sign of α while

$$\frac{1}{\lambda_{1D}} = \text{settsch}(2|\alpha|), \quad (34)$$

being $\text{settsch}(x)$ the inverse function of the hyperbolic secant. Therefore, $\xi_{nn'}$ decays exponentially with $|n - n'|$ with a characteristic length λ_{1D} which is a growing function of the non-orthogonality coefficient α [see Fig. 4(b) showing that λ_{1D} vanishes for $\alpha = 0$ and diverges for $|\alpha| \rightarrow 1/2$]. Based on a result derived in Appendix D, we get that the BS has the same exponential shape and localization length as $\xi_{nn'}$. For instance, in the case of the sawtooth lattice we have $\alpha = 1/4$, which replaced in Eq. (33) yields $\lambda_{\text{BS}} \simeq 0.759$ in perfect agreement with the scaling observed in Fig. 1(f-h).

5.3 2D lattices, $U = (2, 2)$

For a 2D lattice and a square geometry (we focus on this case as all our 2D examples have such structure), Eq. (30) is given by $f(k_x, k_y) = 1 + 2\alpha_x \cos k_x + 2\alpha_y \cos k_y$. For the sake of argument, we focus on the isotropic case $\alpha_x = \alpha_y = \alpha$, (a generalization to $\alpha_x \neq \alpha_y$ is straightforward but expressions get involved). One can then show that (see Appendix C)

$$\xi_{nn'} = A \exp\left\{-\frac{|\mathbf{r}_n - \mathbf{r}_{n'}|}{\lambda_{2D}}\right\} + B \exp\left\{-\frac{|\mathbf{r}_n - \mathbf{r}_{n'}|}{\lambda'_{2D}}\right\}, \quad (35)$$

where A, B are constants while

$$\frac{1}{\lambda_{2D}} = \text{settsch}\left|\frac{2\alpha}{1-2\alpha}\right|, \quad \frac{1}{\lambda'_{2D}} = \text{settsch}\left|\frac{2\alpha}{1+2\alpha}\right| \quad (36)$$

(α is subject to the constraint $|\alpha| \leq 1/4$). Thus, in this case the decay results from the superposition of two exponential functions with localization length λ_{2D} and λ'_{2D} , respectively. As in 1D, both localization lengths grow with $|\alpha|$ (see Fig. 4(b)). Differently from 1D, however, when α approaches its maximum value $1/4$ only λ_{2D} diverges while λ'_{2D} instead saturates to the finite value $\lambda'_{2D}(\alpha \rightarrow 1/4) \simeq 0.567$ (for $\alpha \rightarrow -1/4$, λ_{2D} saturates to the same value while λ'_{2D} diverges).

This means that in this limiting case the weight function $\xi_{nn'}$ is a single exponential having localization length equal to $\lambda \simeq 0.567$. In 2D, thereby, photon-mediated interactions are finite-ranged provided that the CLSs have non-zero overlap.

6 Flatband touching a dispersive band

The conclusions developed so far apply to lattices featuring an energetically isolated FB, i.e. separated by a finite gap from all the remaining bands [recall Eq. (26) where only the contribution of the FB is retained]. This rules out in particular those lattices where a FB arises on the edge of a dispersive band. In 1D, such band touching happens for example in the stub lattice for $\Delta = 0$ (see Section 4.2.3 and Fig. 2) and in the Kagomé model (see Section A.4 and Fig. 3). Indeed, it turns out that in this case, an atom dispersively coupled to the FB seeds a BS with features analogous to typical BSs close to the band edge of an isolated *dispersive* band [e.g. as in Fig. 1 (c)-(e)]. This is witnessed by Fig. 3(c) for the Kagomé model, which shows that the BS localization length gets larger and larger as the detuning from the FB decreases in contrast to the saturation behavior next to an isolated FB that occurs e.g. in Fig. 1 (f)-(h). Notice that in these 1D examples the dispersive band scales quadratically in the vicinity of the FB.

FBs falling on the edge of dispersive bands can also occur in 2D. A paradigmatic instance is the checkerboard lattice in Fig. 5(a). This is a bipartite lattice where nearest-neighbour cavities of the same sublattice are coupled with hopping rate $-J$, while the hopping rate between nearest-neighbour cavities of different sublattices is $-J$ along one diagonal and J along the other diagonal. Each cavity has frequency $2J$. The spectrum features a FB and a dispersive band according to [see also Fig. 5(b)]

$$\omega_{FB} = 0, \quad \omega_d(k_x, k_y) = 2J[2 - \cos(k_x) - \cos(k_y)]. \quad (37)$$

The two bands touch one another at the Γ point $k_x = k_y = 0$ (close to this $\omega_d(k_x, k_y)$ has a parabolic shape).

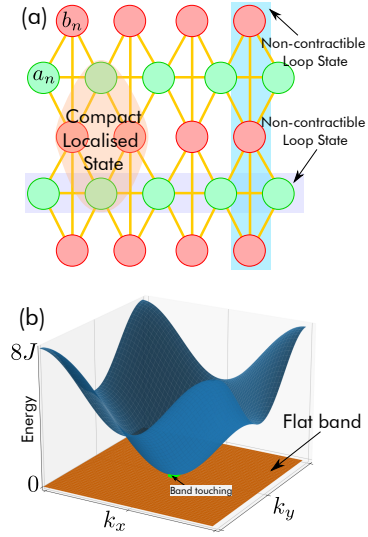


Figure 5: (a) Structure of the checkerboard lattice and the set of CLSs. For completeness, we also display the pair of non-contractible loop states which must be added to the CLSs to form a complete basis of the FB subspace (see footnote in the main text). (b) Spectrum of the 2D checkerboard model, showing a band touching (green dot) between the dispersive band (blue) and the FB (orange) at zero energy.

A set of non-orthogonal CLSs, one for each unit cell, is easily identified as [see Fig. 5(b)]

$$|\phi_n\rangle = \frac{1}{2} \left[|a_{n_x, n_y}\rangle - |a_{n_x-1, n_y}\rangle + |b_{n_x, n_y}\rangle - |b_{n_x, n_y+1}\rangle \right], \quad (38)$$

where $n = (n_x, n_y)$ labels unit cells⁶. We are thus in the case $U = (2, 2)$ with the overlap between nearest-neighbour CLSs being given by $\alpha_x = \alpha_y = \alpha = 1/4$.

Now, remarkably, we numerically checked that an atom dispersively coupled to the FB at $\omega_{FB} = 0$ gives rise to a BS whose features accurately match those predicted in Section 5.3 for $\alpha = 1/4$, meaning that localization length is independent of the detuning and has the finite value $\lambda_{BS} \simeq 0.567$ [recall the discussion after Eq. (36)]. In other words, we find that the behaviour is identical to that of an energetically isolated FB.

The above case studies can be understood by recalling that a dispersive band that scales quadratically in the vicinity of a band edge gives a contribution to the density of states (DOS) which is finite in 2D while it diverges in 1D (in the latter case a van Hove singularity occurs). In contrast, the DOS of a FB clearly has δ -like diverging at ω_{FB} . It follows that in 2D the dispersive band can be neglected compared to the FB,

⁶Unlike previous examples of overlapping CLSs, the set (38) is not a complete basis of the FB eigenspace, which can be shown to be due to the singular behaviour of the present FB [55]. To get a complete basis, the set (38) must be complemented with a pair of so called non-contractible loop states [see Fig. 5(b)]. These two states are yet unbound, hence in the thermodynamic limit we can neglect their contribution to the BS (this arising from the local atom-field interaction).

explaining why in this case the properties of the BS match those predicted for an isolated FB in Section 5.3. In 1D, instead, the contribution of the dispersive band can no longer be neglected, explaining why e.g. in the Kagomè lattice the BS behaviour is different from the one in Section 5.2.

7 Giant atoms coupled to a photonic flat band

In recent years, it has become experimentally possible fabricating so called *giant atoms* [73], i.e. quantum emitters which are coupled non-locally to the field through a discrete set of coupling points (where a standard atom is retrieved in the special case of only one coupling point). For a giant atom with \mathcal{N} coupling points the total Hamiltonian (1) is generalized as

$$H = \omega_0 \sigma^\dagger \sigma + H_B + \sum_{\ell=1}^{\mathcal{N}} (g_\ell a_{x_\ell}^\dagger \sigma + \text{H. c.}) , \quad (39)$$

where x_ℓ (coupling point) labels the cavity to which the giant atom is coupled to and g_ℓ the corresponding (generally complex) coupling strength. It is convenient to define the field ladder operator [40]

$$a_\chi = \sum_{\ell=1}^{\mathcal{N}} \gamma_\ell^* a_{x_\ell} \quad \text{with} \quad \gamma_\ell = \frac{g_\ell}{\bar{g}} \quad \text{and} \quad \bar{g} = \sqrt{\sum_{\ell} |g_\ell|^2} , \quad (40)$$

where, due to $\sum_{\ell=1}^{\mathcal{N}} |\gamma_\ell|^2 = 1$, a_χ fulfills $[a_\chi, a_\chi^\dagger] = 1$. With this definition, (39) can be arranged *formally* as the Hamiltonian in the presence of a normal atom

$$H = H_B + \omega_0 \sigma^\dagger \sigma + \bar{g} (a_\chi^\dagger \sigma + \text{H. c.}) \quad (41)$$

(notice however that a_χ generally does not commute with field operators $a_{x_\ell}^\dagger$, this being a signature of the non-local nature of atom-photon coupling). Let us define the single-photon state

$$|\chi\rangle = a_\chi^\dagger |\text{vac}\rangle , \quad (42)$$

which for convenience in the remainder we will call *site state* since it can be formally thought to be associated with a fictitious location of the atom.

7.1 Atom-photon bound state and H_{eff}

It can be straightforwardly shown [40] that the theory of atom-photon BSs and effective Hamiltonians, which we reviewed in Sections 2.2 and 2.3 is naturally generalized to the case of giant atoms once the atom location (previously called $|x_0\rangle$ with only one atom) is replaced with the site state (42). In particular, the BS of one atom in the dispersive regime now reads $|\psi_{\text{BS}}\rangle = G_B(\omega_0) |\chi\rangle$ [cf. Eqs. (4) and (6)].

Interestingly, in the usual regime where the atom is dispersively coupled to an isolated FB, the possibility to engineer the giant atom's coupling points and relative strengths allows for the BS to have just the same shape as a CLS. Indeed, if $|\phi_n\rangle$ is a CLS, then clearly $G_B(\omega_0) |\phi_n\rangle = |\phi_n\rangle / (\omega_0 - \omega_{\text{FB}})$ (since $H_B |\phi_n\rangle = \omega_{\text{FB}} |\phi_n\rangle$). Accordingly, if we choose the emitter's coupling points such that

$$|\chi\rangle = |\phi_n\rangle \quad (43)$$

(for some given n) then [see Eq. (6) for $|x_0\rangle \rightarrow |\chi\rangle$]

$$|\psi_{\text{BS}}\rangle = \frac{g}{\omega_0 - \omega_{\text{FB}}} |\phi_n\rangle . \quad (44)$$

This shows that the BS has just the same wavefunction as a CLS of the FB. In the case of many giant atoms labeled by n and each such that $|\chi_n\rangle = |\phi_n\rangle$, the photon-mediated interaction strength is then given by [see Eq. (11) for $|x_i\rangle \rightarrow |\chi_i\rangle$]

$$\mathcal{K}_{nn'} = \frac{g^2}{\omega_0 - \omega_{\text{FB}}} \langle \chi_n | \chi_{n'} \rangle . \quad (45)$$

An interesting consequence of this is that for nearest-neighbour CLSs [e.g. in the sawtooth model of Fig. 1(a) or the stub lattice of Fig. 2(c)] an effective spin Hamiltonian arises with strictly nearest-neighbour interactions. In the stub lattice, in particular, we get [cf. Eq. (23)]

$$\mathcal{K}_{nn'} = \frac{g^2}{\omega_0 - \omega_{\text{FB}}} \frac{1}{2 + \Delta} , \quad (46)$$

hence the interaction strength can be in principle modulated through parameter Δ (provided that this remains large enough to neglect the effect of the dispersive bands).

Taking advantage of the compact nature of CLSs, this type of dipole-dipole interactions can be implemented in 1D in a relatively straightforward fashion by using giant atoms with very few coupling points (only three in the sawtooth and stub lattices).

7.2 General case

The above is immediately generalized to the case that the site state is an arbitrary superposition of CLSs, i.e. when Eq. (43) is replaced by

$$|\chi\rangle = \sum_n c_n |\phi_n\rangle , \quad (47)$$

which through an analogous argument leads to [see Eq. (44)]

$$|\psi_{\text{BS}}\rangle = \frac{g}{\omega_0 - \omega_{\text{FB}}} \sum_n c_n |\phi_n\rangle . \quad (48)$$

8 Conclusions

In this work, we carried out a general study of dipole-dipole interactions between quantum emitters dispersively coupled to photonic flat bands (FBs), i.e. bands with flat dispersion law.

In line with standard theory of dipole-dipole dispersive interactions, the spatial shape of such interactions, hence the interaction range, is inherited from the wavefunction of the atom-photon bound state (BS) arising when the emitter is off-resonant with the band. In the case of a FB, such localization length can saturate to a finite value in a way that the BS extends even beyond the cell where the emitter sits, thus enabling dipole-dipole interactions between atoms coupled to different cells. We showed on a general basis that this type of atom-photon BS can be connected with so called compact localized states (CLSs), a key concept in the theory of FBs. Remarkably, we showed that for 1D lattices with nearest-neighbour overlapping CLSs the localization length (hence the dipole-dipole interaction range) monotonically grows with the overlap between CLSs, according to a universal law which we derived explicitly, until diverging when the overlap tends to its maximum value. This suggests that the cross-talk between emitters placed in different cells is enabled by the CLSs overlap. An analogous task was carried out in 2D square lattices, which showed that, unlike 1D, the BS localization now converges to a finite value as the CLSs overlap approaches its maximum value. We also considered the singular situation that a FB, instead of being energetically isolated, touches a dispersive band. In such case, we showed that the BS behaves like in the presence of typical dispersive bands in 1D (localization length diverging with the detuning) while in 2D it behaves like in the presence of an isolated FB. Finally, we considered the effect of replacing the emitter with a so called giant atom which can couple non-locally to the lattice to a manifold of distinct cavities, showing that in this case one can engineer the coupling points in a way that the BS wavefunction has just the same shape as a CLS or a linear combination of a few of these.

Unavoidable occurrence of disorder in real setups could affect some of the phenomena predicted here, which is briefly discussed in [Appendix F](#) in some case studies. Yet, it is reasonable to expect that recent advancements in platforms such as cold atoms [74] and circuit QED [10] allow for devices that are clean enough to see FB-induced effects, as recently demonstrated in Ref. [75].

Within the topical framework of atom-photon interactions in unconventional photonic environments, which takes advantage of current experimental capabilities enabling the fabrication of emitters coupled to engineered baths, our work introduces a new paradigm of dipole-dipole interactions. Additionally,

it establishes a new link with the hot research area in condensed matter and photonics investigating flat bands [48, 49].

Acknowledgements

We are grateful to D. De Bernardis, L. Leonforte, P. Scarlino, V. Jouanny and L. Peyruchat for fruitful discussions and A. Miragliotta for reading the manuscript. E.D.B. acknowledges support from the Erasmus project during his stay at IFF-CSIC. E.D.B. and F.C. acknowledge financial support from European Union-Next Generation EU through projects: Eurostart 2022 ‘Topological atom-photon interactions for quantum technologies’; PRIN 2022-PNRR No. P202253RLY ‘Harnessing topological phases for quantum technologies’; THENCE-Partenariato Esteso NQSTI-PE00000023-Spoke 2 ‘Taming and harnessing decoherence in complex networks’. A.G.T. acknowledges support from the CSIC Research Platform on Quantum Technologies PTI-001 and from Spanish projects PID2021-127968NB-I00 funded by MICIU/AEI/10.13039/501100011033/ and by FEDER Una manera de hacer Europa, and TED2021-130552B-C22 funded by MICIU/AEI/10.13039/501100011033 and by the European Union NextGenerationEU/ PRTR, respectively, and QUANTERA project MOLAR with reference PCI2024-153449 and funded by MICIU/AEI/10.13039/501100011033 and the European Union.

A More analytical details on 1D models with flat bands

In this appendix, we provide more details on 1D models exhibiting FBs discussed in the main text. Due their 1D nature, for simplicity we call simply n the Bravais lattices identifying the unit cells. Based on the Bloch theorem, one first define traslationally-invariant ladder operators as

$$\alpha_{k,\nu} = \frac{1}{\sqrt{N}} \sum_n e^{-ikn} a_{n,\nu} \quad (49)$$

with $\nu = 1, \dots, Q$ labeling the sublattices and k running over the first Brillouin zone. In terms of these, the bare bath Hamiltonian can be arranged in the form

$$H_B = \sum_k \begin{pmatrix} \alpha_{k,1}^\dagger & \dots & \alpha_{k,Q}^\dagger \end{pmatrix} H_k \begin{pmatrix} \alpha_{k,1} \\ \vdots \\ \alpha_{k,Q} \end{pmatrix}, \quad (50)$$

where H_k is a $Q \times Q$ Hermitian matrix (Bloch Hamiltonian) representing the Hamiltonian in the momentum space. Diagonalizing H_k yields the dispersion laws of all bands (indexed by m) and the corresponding normal modes.

A.1 Sawtooth lattice

The Bloch Hamiltonian is the 2×2 matrix

$$H_k = J \begin{pmatrix} 0 & \sqrt{2}(1 + e^{-ik}) \\ \sqrt{2}(1 + e^{ik}) & -2\cos(k) \end{pmatrix}, \quad (51)$$

which is readily diagonalised, resulting in the two dispersion laws in Eq. (14) and in single-photon eigenstates (each describing a photon populating a normal mode)

$$|\Psi_{\text{FB},k}\rangle \propto \left[(1 + e^{-ik}) |a_k\rangle - \sqrt{2} |b_k\rangle \right], \quad (52)$$

$$|\Psi_{d,k}\rangle \propto \left[\left(\frac{1 + e^{-ik}}{1 + \cos(k)} \right) |a_k\rangle + \sqrt{2} |b_k\rangle \right] \quad (53)$$

(we omit normalization factors as intended by symbol \propto). Here, $|a_k\rangle$ and $|b_k\rangle$ are single-photon states corresponding to (49), where a and b are the sublattice indexes defined in Fig. 1(a). In particular, notice that each $|\Psi_{\text{FB},k}\rangle$ form an orthogonal basis of unbound states spanning the FB eigenspace, which is alternative to the CLS basis of Eq. (21).

A.2 Double-comb lattice

The Bloch Hamiltonian in this case reads

$$H_k = \begin{pmatrix} \omega_c & 0 & t \\ 0 & \omega_c & t \\ t & t & 2J\cos k \end{pmatrix}, \quad (54)$$

which is easily diagonalized. The eigenvalues embody the dispersion laws of the three bands and read

$$\omega_{\text{FB}} = \omega_c, \\ \omega_{\pm}(k) = \frac{\omega_c}{2} - J\cos k \pm \sqrt{\frac{t^2}{2} + \left(\frac{\omega_c}{2} + J\cos k\right)^2}.$$

A.3 Stub lattice

For the three-partite stub lattice [Hamiltonian parameters and sublattice indexes are defined in Fig. 2(c)], the Bloch Hamiltonian can be cast in the form

$$H_k = J \begin{pmatrix} 0 & \sqrt{\Delta} & 0 \\ \sqrt{\Delta} & 0 & 1 + e^{-ik} \\ 0 & 1 + e^{ik} & 0 \end{pmatrix} \quad (55)$$

which, upon diagonalisation, yields the band dispersion laws

$$\omega_{\text{FB}} = 0, \quad \omega_{\pm}(k) = \pm J\sqrt{\Delta + 2(1 + \cos k)}, \quad (56)$$

so that Δ in fact measures the gap between the zero-energy FB and either dispersive band. In particular, the FB eigenstates are worked out as

$$|\Psi_{\text{FB},k}\rangle \propto \left[(1 + e^{ik}) |a_k\rangle - \sqrt{\Delta} |c_k\rangle \right]. \quad (57)$$

and form an orthogonal basis of unbound states alternative to the non-orthogonal basis of CLSs (22).

A.4 1D Kagomè lattice

This five-partite lattice represents a sort of 1D counterpart of the Kagomè model [67], where the Hamiltonian parameters and sublattice indexes are defined in Fig. 3(c). The Bloch Hamiltonian H_k is calculated as the 5×5 matrix given by

$$H_k = \begin{pmatrix} 0 & 1 - e^{-ik} & -e^{-ik} & 0 & 0 \\ 1 - e^{ik} & 0 & -1 & 0 & 0 \\ -e^{ik} & -1 & 0 & -1 & -e^{ik} \\ 0 & 0 & -1 & 0 & 1 - e^{ik} \\ 0 & 0 & -e^{-ik} & 1 - e^{-ik} & 0 \end{pmatrix}, \quad (58)$$

giving rise to five bands, one of which is a FB of frequency $\omega_{\text{FB}} = 2J$ touching with the upper edge of a dispersive band.

B FB projector in the CLS basis

To derive Eq. (27) we need to express projector (15) in the CLSs basis which requires the expansion of each FB Bloch eigenstate in the CLS basis

$$|\Psi_{\mathbf{k},\text{FB}}\rangle = \frac{1}{N^{D/2}} \sum_n a_{\mathbf{k},n} |\phi_n\rangle. \quad (59)$$

To determine the expansion coefficients $a_{\mathbf{k},n}$, we express Eq. (59) in matrix-vector form as

$$\mathbf{v}_{\mathbf{k}} = \mathbf{M} \cdot \mathbf{a}_{\mathbf{k}}, \quad (60)$$

where $a_{\mathbf{k},n}$ is the N -dimensional column vector having coefficients $a_{\mathbf{k},n}$ as components while $\mathbf{v}_{\mathbf{k}}$ and \mathbf{M} are respectively the N -dimensional column vector and $N \times N$ matrix having entries [we use Eq. (16)]

$$v_{\mathbf{k},n} = \langle \phi_n | \Psi_{\mathbf{k},\text{FB}} \rangle = \sqrt{f(\mathbf{k})} e^{i\mathbf{k} \cdot \mathbf{r}_n}, \quad M_{nn'} = \langle \phi_n | \phi_{n'} \rangle. \quad (61)$$

Now, owing to translation symmetry, the overlap matrix $M_{nn'}$ (which is positive definite) can be written as

$$M_{nn'} = \delta_{nn'} + \sum_{d=1}^D \alpha_{1,d} (\delta_{n,n'+\hat{\mathbf{e}}_d} + \delta_{n,n'-\hat{\mathbf{e}}_d}) + \sum_{d=1}^D \alpha_{2,d} (\delta_{n,n'+2\hat{\mathbf{e}}_d} + \delta_{n,n'-2\hat{\mathbf{e}}_d}) + \dots, \quad (62)$$

where we sum over nearest-neighboring cavities, next-to nearest and so on to cavity n along the d th direction and accordingly $\alpha_{1,d}$ ($\alpha_{2,d}$) is the overlap along said direction. This choice also specifies the shape of function f , according to the equality between Eqs. (29) and (62), which holds if

$$f(\mathbf{k}) = 1 + 2 \sum_d \alpha_{1,d} \cos(k_d) + 2 \sum_d \alpha_{2,d} \cos(2k_d) + \dots, \quad (63)$$

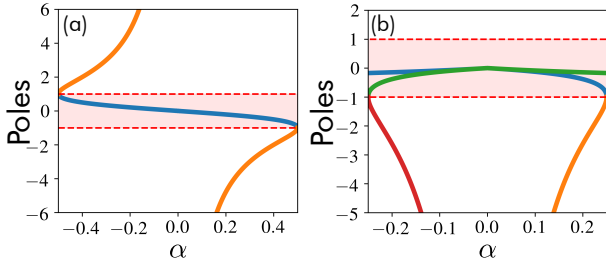


Figure 6: Poles of the integrand of $\xi_{nn'}$ in the 1D and 2D cases [respectively panels (a) and (b)] plotted as a function of the CLS overlap α (different colours correspond to different poles). When one of plotted functions takes values within the region highlighted in red, the corresponding pole falls within the unit circle, i.e. inside the integration contour of the complex integral. In (b), notice that for $|\alpha| = 1/4$, one of the two poles stays well inside the unit circle, corresponding to a BS with finite localization length.

where k_d denotes the d th component of the \mathbf{k} vector. We also see that these are basically the eigenvalues of M (due to translation symmetry).

Inverting Eq. (60) we get $a_{\mathbf{k}} = \mathbf{M}^{-1} \cdot \mathbf{v}_{\mathbf{k}}$ and exploiting again translation symmetry we obtain

$$|\Psi_{\mathbf{k}, \text{FB}}\rangle = \frac{1}{N^{D/2}} \frac{1}{\sqrt{f(\mathbf{k})}} \sum_n e^{i\mathbf{k} \cdot \mathbf{r}_n} |\phi_n\rangle. \quad (64)$$

By plugging this into Eq. (15) we finally end up with Eq. (27).

C Explicit form of function $\xi_{nn'}$

Here, we show the derivation of the explicit form of function $\xi_{nn'}$ which was given in the main text.

C.1 1D case

For 1D lattices and CLSs of class $U = 2$ (only nearest-neighbour CLSs overlap), the scalar product between any pair of CLSs has the form $\langle \phi_n | \phi_{n'} \rangle = \delta_{n,n'} + \alpha \delta_{n,n'+1} + \alpha \delta_{n,n'-1}$. Hence, function $f(k)$ takes the form [cf. Eq. (30)]

$$f(k) = 1 + 2\alpha \cos k, \quad (65)$$

with $|\alpha| \leq 1/2$. Replacing this in Eq. (28) for $D = 1$ yields

$$\xi_{nn'} = \frac{1}{N} \sum_k \frac{e^{ik(n-n')}}{1 + 2\alpha \cos k}, \quad (66)$$

where, since we are working in 1D, we made the replacement $x_n = n$. Based on periodic boundary conditions, k takes N values within the first Brillouin zone $[-\pi, \pi]$ with uniform spacing $\Delta k = 2\pi/N$. Accordingly, we can rewrite $\xi_{nn'}$ as

$$\xi_{nn'} = \frac{1}{2\pi} \sum_k \Delta k \frac{e^{ik(n-n')}}{1 + 2\alpha \cos k}. \quad (67)$$

In the thermodynamic limit $N \rightarrow \infty$, k becomes a continuous variable and the sum is turned into a continuous integral

$$\xi_{nn'} = \frac{1}{2\pi} \int_{-\pi}^{\pi} dk \frac{e^{ik|n-n'|}}{1 + 2\alpha \cos k}. \quad (68)$$

Notice that in the exponent we replaced $n - n'$ with its modulus since the integral is invariant under the substitution $n - n' \rightarrow n' - n$.

Applying a standard technique [61, 62], (68) can be expressed as integral on the unit circle on the complex plane upon the change of variable $z = e^{ik}$ (since $-\pi < k \leq \pi$, z lies on the unit circle of the complex plane). Accordingly, $dz = ie^{ik} dk = iz dk$ and $\cos k = (e^{ik} + e^{-ik})/2 = (z + z^{-1})/2 = (z^2 + 1)/(2z)$. This yields

$$\xi_{nm} = \frac{1}{2\pi i} \oint dz \frac{z^{|n-n'|}}{\alpha z^2 + z + \alpha}, \quad (69)$$

This expression can be computed with the help of the residue theorem by noting that, since $|\alpha| < 1/2$, the integrand function always has a pole falling inside the unit circle at $z_0 = -\frac{1}{2\alpha} (1 - \sqrt{1 - 4\alpha^2})$ [see blue curve in Fig. 6(a)]. Calculating the corresponding residue we thus end up with

$$\xi_{nn'} = \frac{(-\text{sgn } \alpha)^{|n-n'|}}{\sqrt{1 - 4\alpha^2}} e^{-\frac{|n-n'|}{\lambda_{1D}}}, \quad (70)$$

with the localization length λ_{1D} given by Eq. (33).

C.2 2D case

In 2D and for a square geometry, (63) reduces to

$$f(k_x, k_y) = 1 + 2\alpha_x \cos(k_x) + 2\alpha_y \cos(k_y), \quad (71)$$

with $\alpha_x = \alpha_{1,1}$, $\alpha_y = \alpha_{1,2}$ (according to notation introduced in Eq. (62)) and subject to the constraint $|\alpha_x| + |\alpha_y| < 1/2$. Plugging into Eq. (28) and taking the thermodynamic limit as done previously in the 1D case produces the double integral

$$\xi_{nn'} = \frac{1}{(2\pi)^2} \iint_{\text{BZ}} dk_x dk_y \frac{e^{ik_x(n-n')} e^{ik_y(m-m')}}{1 + 2\alpha_x \cos(k_x) + 2\alpha_y \cos(k_y)}, \quad (72)$$

where BZ stands for the region of integration specified by $-\pi \leq k_x \leq \pi$ and $-\pi \leq k_y \leq \pi$. To evaluate the integral, we first take $m = m'$ (i.e. we look at the behaviour of $\xi_{nn'}$ along the $\hat{\mathbf{e}}_x$ direction) which allows to write the integral as

$$\xi_{nn'} = \frac{1}{2\pi} \int_{-\pi}^{\pi} dk_x e^{ik_x(n-n')} \times \left(\frac{1}{2\pi} \int_{-\pi}^{\pi} dk_y \frac{1}{1 + 2\alpha_x \cos(k_x) + 2\alpha_y \cos(k_y)} \right), \quad (73)$$

which can be solved by applying the residue theorem twice, first to the integral over k_y and then to that over k_x . There occur four poles given by

$$z_{1,\pm} = \frac{x_{\pm}}{2} \pm \frac{\sqrt{x_{\pm}^2 - 4}}{2}, \quad z_{2,\pm} = \frac{x_{\pm}}{2} \pm \frac{\sqrt{x_{\pm}^2 - 4}}{2} \quad (74)$$

with

$$x_{\pm} = \frac{-1 \pm 2 \operatorname{sgn}(\alpha_x) |\alpha_y|}{|\alpha_y|}. \quad (75)$$

We henceforth focus on the isotropic case $\alpha_x = \alpha_y = \alpha$ with $|\alpha| \leq 1/4$, which ensures that the localization length calculated along the x -direction will match the one along any other direction. In this isotropic case, the only two poles falling inside the unit circle are given by

$$\begin{aligned} z_{1,+} &= \frac{2\alpha - 1}{2|\alpha|} + \frac{\sqrt{1 - 4\alpha}}{2|\alpha|}, \\ z_{2,+} &= -\frac{2\alpha + 1}{2|\alpha|} + \frac{\sqrt{1 + 4\alpha}}{2|\alpha|}. \end{aligned} \quad (76)$$

Calculating the corresponding residues and summing up as prescribed by the residue theorem we end up with Eq. (35).

D BS localization length from $\xi_{nn'}$

In this appendix, we show that the BS scales with distance in the same way as function $\xi_{nn'}$ defined in Eq. (28). For the sake of argument, we will focus on CLSs of class $U = 2$ in 1D (the 2D case for $U = (2, 2)$ is treated analogously on each of the two directions).

Let $|n, \nu\rangle$ the state where a single photon lies on the n th unit cell in the ν th sublattice. Since we assume $U = 2$, the CLS is localized only on two nearest-neighbor cells, say n and $n+1$, so that its wavefunction can be written as

$$|\phi_n\rangle = \sum_{\nu} c_{1,\nu} |n, \nu\rangle + c_{2,\nu} |n+1, \nu\rangle, \quad (77)$$

where $c_{i,\nu}$ are the (in general complex) coefficients of the CLS in front of state $|n, \nu\rangle$, which do not depend on n due to translational invariance. If the atom is coupled to cavity (n_0, ν_0) , the weight function $w_n(x_0)$ Eq. (32) will take thus the form

$$w_n(x_0) = c_{0,\nu_0}^* \xi_{nn_0} + c_{1,\nu_0}^* \xi_{nn_0+1}. \quad (78)$$

Thus, owing to Eq. (31), the shape of the bound state will be given by

$$\begin{aligned} |\psi_{\text{BS}}\rangle &\propto \sum_{n\nu} \left[c_{0,\nu} (c_{0,\nu_0}^* \xi_{nn_0} + c_{1,\nu_0}^* \xi_{nn_0+1}) |n, \nu\rangle \right. \\ &\quad \left. + c_{1,\nu} (c_{0,\nu_0}^* \xi_{nn_0} + c_{1,\nu_0}^* \xi_{nn_0+1}) |n+1, \nu\rangle \right], \end{aligned} \quad (79)$$

which, upon shifting $n-1 \rightarrow n$ in the second term can be turned into

$$\begin{aligned} |\psi_{\text{BS}}\rangle &\propto \sum_{n\nu} \left[(c_{0,\nu} c_{0,\nu_0}^* + c_{1,\nu} c_{1,\nu_0}^*) \xi_{nn_0} \right. \\ &\quad \left. + c_{0,\nu} c_{1,\nu_0}^* \xi_{nn_0+1} + c_{1,\nu} c_{0,\nu_0}^* \xi_{nn_0-1} \right] |n, \nu\rangle \\ &= \sum_{n\nu} A_{n\nu} |n, \nu\rangle. \end{aligned} \quad (80)$$

Now, if $\xi_{nn_0} \propto \exp\left\{-\frac{|n-n_0|}{\lambda}\right\}$ (exponential scaling), evidently coefficient $A_{n\nu}$ will also have the same exponential scaling with n . This shows that in general that the BS wavefunction scales exponentially with the same localization length as function $\xi_{nn'}$. An analogous result holds if $\xi_{nn'}$ is the sum of a finite number of exponentially localised terms.

The proof can be extended to CLSs of arbitrary class U as long as the weight function $\xi_{nn'}$ scales as the sum of a finite number of exponentials. Notice that in the case of a complex pole z in the computation of $\xi_{nn'}$, the associated localization length will be given by $\lambda^{-1} = \log|z|$.

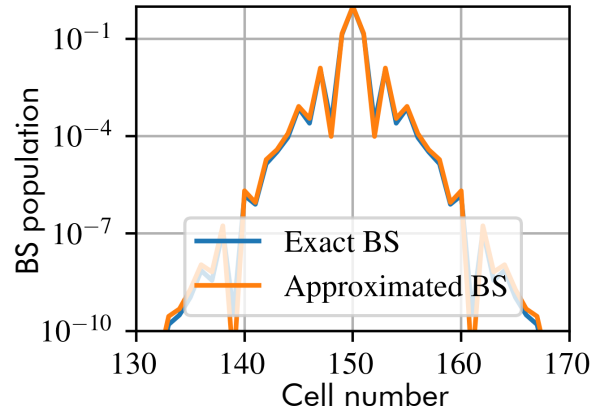


Figure 7: Population of the atom-photon bound state on sublattice a of the lattice in Fig. 3(d) of Ref. [67] (the behavior is similar on other sublattices). There is a good agreement between the BS as obtained from exact diagonalization (blue line) and the one predicted by our theory (orange line).

E Flatbands of class $U = 3$

In the main text, we on FBs where only nearest-neighbor CLSs overlap, i.e. $U = 2$ for 1D lattices, due to their experimental feasibility in state-of-the-art experimental platforms. Nonetheless, our formalism can be naturally extended also to more general cases, such as $U > 2$ in 1D.

To provide evidence of this, in this Appendix we show how our general theory can be extended to one-dimensional lattices of class $U = 3$. In this case,

function $f(k)$ is written as $f(k) = 1 + 2\alpha_{1,x} \cos k + 2\alpha_{2,x} \cos 2k$, where $\alpha_{1,x} = \langle \phi_n | \phi_{n\pm 1} \rangle$ and $\alpha_{2,x} = \langle \phi_n | \phi_{n\pm 2} \rangle$ [see Eq. (62) for notation]. Thus, $\xi_{nn'}$ can be written in the thermodynamic limit as (see Appendix C)

$$\xi_{nn'} = \frac{1}{2\pi} \int_{-\pi}^{\pi} dk \frac{e^{ik|n-n'|}}{1 + 2\alpha_{1,x} \cos k + 2\alpha_{2,x} \cos 2k} \quad (81)$$

which, upon the substitution $z = e^{ik}$ can be turned into a complex integral on the unit circle reading

$$\xi_{nn'} = \frac{1}{2\pi i} \oint dz \frac{z^{|n-n'|+1}}{\alpha_{2,x} z^4 + \alpha_{1,x} z^3 + z^2 + \alpha_{1,x} z + \alpha_{2,x}}. \quad (82)$$

Since its denominator is a symmetric quartic polynomial, the poles of the integrand function can be analytically worked out as

$$z_1^{\pm} = \frac{-\beta_{\pm} \pm \sqrt{2\alpha_{1,x}\beta_{\pm} - 8\alpha_{2,x}^2 - 4\alpha_{2,x}}}{4\alpha_{2,x}}, \quad (83)$$

$$z_2^{\pm} = \frac{-\beta_{\pm} \pm \sqrt{2\alpha_{1,x}\beta_{\pm} - 8\alpha_{2,x}^2 - 4\alpha_{2,x}}}{4\alpha_{2,x}}, \quad (84)$$

where $\beta_{\pm} = \alpha_{1,x} \pm \sqrt{\alpha_{1,x}^2 + 8\alpha_{2,x}^2 - 4\alpha_{2,x}}$. These are two pairs of complex and conjugate numbers, meaning that 0, 2 or 4 poles will exist within the unit circle, depending on the overlap parameters $\alpha_{1,x}$ and $\alpha_{2,x}$. This ensures that (82) is always real.

To test the above, we considered the three-partite one-dimensional photonic lattice considered in Fig. 3(d) of Ref. [67]. Such lattice consists of three sublattices, namely a, b, c , described by the Hamiltonian

$$\begin{aligned} H_B/J = & \sum_n (a_n^\dagger b_n + b_n^\dagger c_n + \text{H. c.}) \\ & + \sum_n \left[a_n^\dagger (-0.523 a_{n+1} + 0.17 b_{n+1} + 0.693 c_{n+1}) \right. \\ & + b_n^\dagger (-0.627 a_{n+1} - 0.115 b_{n+1} + 0.512 c_{n+1}) \\ & \left. + c_n^\dagger (-0.731 a_{n+1} - 0.399 b_{n+1} + 0.332 c_{n+1}) + \text{H. c.} \right] \end{aligned} \quad (85)$$

where J is an energy constant. In this lattice, a $U = 3$ FB appears at energy $\omega_{\text{FB}} = -1.5J$, whose CLSs read

$$\begin{aligned} |\phi_n\rangle \propto & |a_n\rangle - |b_n\rangle + |c_n\rangle + 0.255 |a_{n+1}\rangle \\ & + 0.286 |b_{n+1}\rangle - 0.599 |c_{n+1}\rangle + 0.25 |a_{n+2}\rangle \\ & - 0.5 |b_{n+2}\rangle + 0.25 |c_{n+2}\rangle. \end{aligned} \quad (86)$$

By coupling an atom dispersively to this FB, we checked that the atom-photon BS agrees with our theory, which is shown in Fig. 7. Interestingly, such BSs has a non-monotonic spatial shape.

F Effect of disorder

Inevitable occurrence of disorder in real experimental setups can affect FBs [76, 77], hence it is natural to ask how the predicted effects in this work are affected by disorder in the photonic lattice. While a comprehensive study of the effects of disorder is beyond the scope of this work, in this Appendix we discuss briefly some case studies in 1D in the presence of disorder on the cavity frequencies (diagonal disorder) and on the photon hopping rates (off-diagonal disorder). For diagonal disorder, we change the photonic bath Hamiltonian as $H_B \rightarrow H_B + \sum_x \omega_x(\eta) a_x^\dagger a_x$, while for off-diagonal disorder as $H_B \rightarrow H_B + \sum_{x \neq x'} J_{xx'}(\eta) (a_x^\dagger a_{x'} + \text{H. c.})$. Here, $\omega_x(\eta)$ and $J_{xx'}(\eta)$ are random values drawn from a uniform probability distribution in the interval $[-\eta, \eta]$ (in units of J). We will address separately FBs with orthogonal and non-orthogonal Compact Localised States (CLSs) in the case studies of the double-comb lattice and stub lattice, respectively.

In line with the manuscript, as a case study of flatbands with *orthogonal CLSs* we consider the *double-comb lattice* (see Fig. 2a-b), whose relevant parameters (without disorder) are the cavity frequencies ω_c and hopping rates J and t (see also Appendix A.2). We focus on the representative case $J = 1, \omega_c = 4J, t = 3J, \omega_0 = 3.8J, g = 0.01J$. With this choice of parameters, a FB arises with energy $\omega_{\text{FB}} = \omega_c$, which is well-separated from the dispersive bands (allowing us to discern effects due to disorder on the FB from the standard Anderson localization in the dispersive bands). Diagonal disorder is simulated by introducing random cavity frequencies for sublattice b , while off-diagonal disorder concerns the two hopping rates J and t . In the case of an off-diagonal disorder in J , due to the peculiar shape of the CLSs in this system (whose amplitudes vanish on the b -sublattice), neither the FB nor the shape of the CLSs is affected by adding disorder on J . As such, dipole-dipole interactions mediated by the FB are unchanged. On the other hand, in the case of off-diagonal disorder on t , by calling t_{bc}^n (t_{ac}^n) the local hopping rate between cavities b_n (a_n) and c_n , it is immediately seen (through the usual destructive interference argument) that any state $|\phi_n\rangle \propto t_{bc}^n |a_n\rangle - t_{ac}^n |c_n\rangle$ is a CLS with energy $\omega_{\text{FB}} = \omega_c$. Therefore, despite the disorder, the FB still exists at the same frequency where each CLS now features slightly different amplitudes on the two sublattices. Accordingly, short-ranged photon-mediated interactions between emitters still arise in this case with an interaction strength that will not depend on the local values of t_{bc}^n and t_{ac}^n . Finally, in the case of diagonal disorder, as expected, the flatness of the FB is spoiled, which however does not cause a qualitative significant change of the predicted effects. In particular, we find that if $\eta \lesssim g$ the atom-atom interaction strength is preserved, while if $\eta > g$

the interaction strength can be enhanced or lowered, depending on specific realization of disorder. The interaction range is preserved in both cases. This striking behaviour somehow is not consistent with the localization-delocalization transition in FBs [76] due to disorder, i.e., the fact that FB eigenstates are delocalized with weak disorder and localized with strong disorder (standard Anderson localization is recovered in the latter case). We conjecture that no significant effects arise from this transition as long as there exists a relatively large energy gap between the FB and the dispersive bands (as is the case here given the considered choice of parameters). Arguably, an enhanced interaction range might arise with weak disorder if the gap were smaller, which however might affect the validity of the single FB approximation (holding in the regime $g \ll \delta_{\text{FB}} \ll \delta_d$).

We next address *non-orthogonal CLSs* in the case study of the *stub lattice* [see Fig. 2(c-d)], which is a tripartite lattice where cavities b_n and c_n are coupled to each other with hopping equal to J and cavities b_n are side-coupled to cavities a_n with strength $J\sqrt{\Delta}$ (Δ being a dimensionless parameter. Recall that the energy gap between the FB and each dispersive band is measured by $J\sqrt{\Delta}$). Again, we study the effect of diagonal and off-diagonal disorder. We recall that in this lattice the existence of a zero-energy FB is guaranteed by chiral symmetry [see Appendix A.3]. For our simulations, we set $J = 1, \Delta = 1.5, \omega_0 = 0.1J$ and $g = 0.01J$. In the case of off-diagonal disorder on J , where we introduce disorder on both the a_n - b_n and b_n - c_n hopping rates, chiral symmetry is not broken, hence the zero-energy FB is unaffected. However, the shape of CLSs (which are non-orthogonal) is changed by the disorder and so are the resulting atom-photon bound states and mediated interactions. As is reasonable to expect, such changes are weak for $\eta \lesssim g$, hence the localization length and interaction strength are unaffected in this regime. Instead, in the regime $\eta \gtrsim J\sqrt{\Delta}$, the localization length gets shorter and the interaction strength weaker, which can be attributed to the standard effect of Anderson localization. In the intermediate regime, i.e., when $g < \eta < J\sqrt{\Delta}$ we observe signatures of the localization-delocalization transition, entailing an increase in the localization length of the bound states due to delocalization of the CLSs, which results in the increase of the interaction strength between emitters coupled to distant unit cells. On the other hand, introducing diagonal disorder on all cavities, chiral symmetry no longer holds and the FB is no longer flat. Again, we observe a similar behavior as in the former case (i.e., when $g < \eta < J\sqrt{\Delta}$). Indeed, in this regime the interaction strength between distant emitters might be enhanced for certain disorder realizations. This can be seen as a signature of the delocalization of the CLSs due to weak disorder and, as a consequence, an increase of the localization length of the bound state.

The above discussion provides evidence that there exist regimes where the essential phenomena predicted in our work can show up even in the presence of disorder. A comprehensive study of the effect of disorder goes beyond the scope of the manuscript and it will be the subject of a future work.

References

- [1] Dibyendu Roy, C. M. Wilson, and Ofer Firstenberg. “Colloquium: Strongly interacting photons in one-dimensional continuum”. *Rev. Mod. Phys.* **89**, 021001 (2017).
- [2] D. E. Chang, J. S. Douglas, A. González-Tudela, C.-L. Hung, and H. J. Kimble. “Colloquium: Quantum matter built from nanoscopic lattices of atoms and photons”. *Rev. Mod. Phys.* **90**, 031002 (2018).
- [3] Alexandra S. Sheremet, Mihail I. Petrov, Ivan V. Iorsh, Alexander V. Poshakinskiy, and Alexander N. Poddubny. “Waveguide quantum electrodynamics: Collective radiance and photon-photon correlations”. *Rev. Mod. Phys.* **95**, 015002 (2023).
- [4] Francesco Ciccarello, Peter Lodahl, and Dominik Schneble. “Waveguide Quantum Electrodynamics”. *Optics & Photonics News, OPN* **35**, 34–41 (2024).
- [5] Alejandro González-Tudela, Andreas Reiserer, Juan José García-Ripoll, and Francisco J. García-Vidal. “Light-matter interactions in quantum nanophotonic devices”. *Nat Rev Phys* **6**, 166–179 (2024).
- [6] Adrien Bouscal, Malik Kemiche, Sukanya Mahapatra, Nikos Fayard, Jérémy Berroir, Tridib Ray, Jean-Jacques Greffet, Fabrice Raineri, Ariel Levenson, Kamel Bencheikh, Christophe Sauvan, Alban Urvoy, and Julien Laurat. “Systematic design of a robust half-W1 photonic crystal waveguide for interfacing slow light and trapped cold atoms”. *New J. Phys.* **26**, 023026 (2024).
- [7] A. Goban, C.-L. Hung, S.-P. Yu, J. D. Hood, J. A. Muniz, J. H. Lee, M. J. Martin, A. C. McClung, K. S. Choi, D. E. Chang, O. Painter, and H. J. Kimble. “Atom-light interactions in photonic crystals”. *Nat Commun* **5**, 3808 (2014).
- [8] Xinchao Zhou, Hikaru Tamura, Tzu-Han Chang, and Chen-Lung Hung. “Coupling Single Atoms to a Nanophotonic Whispering-Gallery-Mode Resonator via Optical Guiding”. *Phys. Rev. Lett.* **130**, 103601 (2023).
- [9] Shankar G. Menon, Noah Glachman, Matteo Pompili, Alan Dibos, and Hannes Bernien. “An integrated atom array – nanophotonic chip platform with background-free imaging” (2023).
- [10] Vincent Jouanny, Simone Frasca, Vera Jo Weibel, Leo Peyruchat, Marco Scigliuzzo, Fabian

- Oppliger, Franco De Palma, Davide Sbroglio, Guillaume Beaulieu, Oded Zilberberg, and Pasquale Scarlino. “Band engineering and study of disorder using topology in compact high kinetic inductance cavity arrays” (2024).
- [11] Yanbing Liu and Andrew A. Houck. “Quantum electrodynamics near a photonic bandgap”. *Nature Phys* **13**, 48–52 (2017).
- [12] Mohammad Mirhosseini, Eunjong Kim, Vinicius S. Ferreira, Mahmoud Kalaei, Alp Sipahigil, Andrew J. Keller, and Oskar Painter. “Superconducting metamaterials for waveguide quantum electrodynamics”. *Nat Commun* **9**, 3706 (2018).
- [13] Marco Scigliuzzo, Giuseppe Calajò, Francesco Ciccarello, Daniel Perez Lozano, Andreas Bengtsson, Pasquale Scarlino, Andreas Wallraff, Darrick Chang, Per Delsing, and Simone Gasparinetti. “Controlling Atom-Photon Bound States in an Array of Josephson-Junction Resonators”. *Phys. Rev. X* **12**, 031036 (2022).
- [14] Alfonso Lanuza, Joonhyuk Kwon, Youngshin Kim, and Dominik Schneble. “Multiband and array effects in matter-wave-based waveguide QED”. *Phys. Rev. A* **105**, 023703 (2022).
- [15] Ludwig Krinner, Michael Stewart, Arturo Pazmiño, Joonhyuk Kwon, and Dominik Schneble. “Spontaneous emission of matter waves from a tunable open quantum system”. *Nature* **559**, 589–592 (2018).
- [16] Eunjong Kim, Xueyue Zhang, Vinicius S. Ferreira, Jash Banker, Joseph K. Iverson, Alp Sipahigil, Miguel Bello, Alejandro González-Tudela, Mohammad Mirhosseini, and Oskar Painter. “Quantum Electrodynamics in a Topological Waveguide”. *Phys. Rev. X* **11**, 011015 (2021).
- [17] John Clai Owens, Margaret G. Panetta, Brendan Saxberg, Gabrielle Roberts, Srivatsan Chakram, Ruichao Ma, Andrei Vrajitoarea, Jonathan Simon, and David I. Schuster. “Chiral cavity quantum electrodynamics”. *Nat. Phys.* **18**, 1048–1052 (2022).
- [18] Alicia J. Kollár, Mattias Fitzpatrick, and Andrew A. Houck. “Hyperbolic lattices in circuit quantum electrodynamics”. *Nature* **571**, 45–50 (2019).
- [19] Helmut Ritsch, Peter Domokos, Ferdinand Brennecke, and Tilman Esslinger. “Cold atoms in cavity-generated dynamical optical potentials”. *Rev. Mod. Phys.* **85**, 553–601 (2013).
- [20] Shi-Biao Zheng and Guang-Can Guo. “Efficient Scheme for Two-Atom Entanglement and Quantum Information Processing in Cavity QED”. *Phys. Rev. Lett.* **85**, 2392–2395 (2000).
- [21] J. S. Douglas, H. Habibian, C.-L. Hung, A. V. Gorshkov, H. J. Kimble, and D. E. Chang. “Quantum many-body models with cold atoms coupled to photonic crystals”. *Nature Photon* **9**, 326–331 (2015).
- [22] A. González-Tudela, C.-L. Hung, D. E. Chang, J. I. Cirac, and H. J. Kimble. “Subwavelength vacuum lattices and atom–atom interactions in two-dimensional photonic crystals”. *Nature Photon* **9**, 320–325 (2015).
- [23] Neereja M. Sundaresan, Rex Lundgren, Guanyu Zhu, Alexey V. Gorshkov, and Andrew A. Houck. “Interacting Qubit-Photon Bound States with Superconducting Circuits”. *Phys. Rev. X* **9**, 011021 (2019).
- [24] Xueyue Zhang, Eunjong Kim, Daniel K. Mark, Soonwon Choi, and Oskar Painter. “A superconducting quantum simulator based on a photonic-bandgap metamaterial”. *Science* **379**, 278–283 (2023).
- [25] Tsafir Armon, Shachar Ashkenazi, Gerardo García-Moreno, Alejandro González-Tudela, and Erez Zohar. “Photon-mediated stroboscopic quantum simulation of a z_2 lattice gauge theory”. *Phys. Rev. Lett.* **127**, 250501 (2021).
- [26] M. Bello, G. Platero, and A. González-Tudela. “Spin many-body phases in standard- and topological-waveguide qed simulators”. *PRX Quantum* **3**, 010336 (2022).
- [27] Cristian Tabares, Erez Zohar, and Alejandro González-Tudela. “Tunable photon-mediated interactions between spin-1 systems”. *Phys. Rev. A* **106**, 033705 (2022).
- [28] C. Tabares, A. Muñoz de las Heras, L. Tagliacozzo, D. Porras, and A. González-Tudela. “Variational Quantum Simulators Based on Waveguide QED”. *Phys. Rev. Lett.* **131**, 073602 (2023).
- [29] P. Lambropoulos, Georgios M. Nikolopoulos, Torben R. Nielsen, and Søren Bay. “Fundamental quantum optics in structured reservoirs”. *Rep. Prog. Phys.* **63**, 455 (2000).
- [30] F. Lombardo, F. Ciccarello, and G. M. Palma. “Photon localization versus population trapping in a coupled-cavity array”. *Phys. Rev. A* **89**, 053826 (2014).
- [31] Giuseppe Calajò, Francesco Ciccarello, Darrick Chang, and Peter Rabl. “Atom-field dressed states in slow-light waveguide QED”. *Phys. Rev. A* **93**, 033833 (2016).
- [32] Tao Shi, Ying-Hai Wu, A. González-Tudela, and J. I. Cirac. “Bound States in Boson Impurity Models”. *Phys. Rev. X* **6**, 021027 (2016).
- [33] A. González-Tudela and J. I. Cirac. “Markovian and non-Markovian dynamics of quantum emitters coupled to two-dimensional structured reservoirs”. *Phys. Rev. A* **96**, 043811 (2017).
- [34] A. González-Tudela and J. I. Cirac. “Exotic quantum dynamics and purely long-range coherent interactions in Dirac conelike baths”. *Phys. Rev. A* **97**, 043831 (2018).

- [35] A. González-Tudela and J. I. Cirac. “Non-Markovian Quantum Optics with Three-Dimensional State-Dependent Optical Lattices”. *Quantum* **2**, 97 (2018).
- [36] Alejandro González-Tudela and Fernando Galve. “Anisotropic Quantum Emitter Interactions in Two-Dimensional Photonic-Crystal Baths”. *ACS Photonics* **6**, 221–229 (2019).
- [37] E. Sánchez-Burillo, L. Martín-Moreno, J. J. García-Ripoll, and D. Zueco. “Single Photons by Quenching the Vacuum”. *Phys. Rev. Lett.* **123**, 013601 (2019).
- [38] Juan Román-Roche, Eduardo Sánchez-Burillo, and David Zueco. “Bound states in ultra-strong waveguide QED”. *Phys. Rev. A* **102**, 023702 (2020).
- [39] T. Shi, Y.-H. Wu, A. González-Tudela, and J. I. Cirac. “Effective many-body Hamiltonians of qubit-photon bound states”. *New J. Phys.* **20**, 105005 (2018).
- [40] Luca Leonforte, Xuejian Sun, Davide Valenti, Bernardo Spagnolo, Fabrizio Illuminati, Angelo Carollo, and Francesco Ciccarello. “Quantum optics with giant atoms in a structured photonic bath”. *Quantum Science and Technology* **10**, 015057 (2024).
- [41] M. Bello, G. Platero, J. I. Cirac, and A. González-Tudela. “Unconventional quantum optics in topological waveguide QED”. *Sci. Adv.* **5**, eaaw0297 (2019).
- [42] Luca Leonforte, Angelo Carollo, and Francesco Ciccarello. “Vacancy-like Dressed States in Topological Waveguide QED”. *Phys. Rev. Lett.* **126**, 063601 (2021).
- [43] C. Vega, M. Bello, D. Porras, and A. González-Tudela. “Qubit-photon bound states in topological waveguides with long-range hoppings”. *Phys. Rev. A* **104**, 053522 (2021).
- [44] Federico Roccati, Salvatore Lorenzo, Giuseppe Calajò, G. Massimo Palma, Angelo Carollo, and Francesco Ciccarello. “Exotic interactions mediated by a non-hermitian photonic bath”. *Optica* **9**, 565–571 (2022).
- [45] Miguel Bello and J. Ignacio Cirac. “Topological effects in two-dimensional quantum emitter systems”. *Phys. Rev. B* **107**, 054301 (2023).
- [46] Federico Roccati, Miguel Bello, Zongping Gong, Masahito Ueda, Francesco Ciccarello, Aurélie Chenu, and Angelo Carollo. “Hermitian and non-hermitian topology from photon-mediated interactions”. *Nature Communications* **15**, 2400 (2024). url: <https://www.nature.com/articles/s41467-024-46471-w>.
- [47] Guoqing Tian, Ying Wu, and Xin-You Lü. “Power-law-exponential interaction induced quantum spiral phases” (2024). [arXiv:2405.14243](https://arxiv.org/abs/2405.14243).
- [48] Rodrigo A. Vicencio Poblete. “Photonic flat band dynamics”. *Advances in Physics: X* **6**, 1878057 (2021).
- [49] Daniel Leykam, Alexei Andreanov, and Sergej Flach. “Artificial flat band systems: from lattice models to experiments”. *Advances in Physics: X* **3**, 1473052 (2018).
- [50] K. v. Klitzing, G. Dorda, and M. Pepper. “New Method for High-Accuracy Determination of the Fine-Structure Constant Based on Quantized Hall Resistance”. *Phys. Rev. Lett.* **45**, 494–497 (1980).
- [51] Carlo Danieli, Alexei Andreanov, Daniel Leykam, and Sergej Flach. “Flat band fine-tuning and its photonic applications” (2024).
- [52] Jiayu Hu, Xuefeng Zhang, Cong Hu, Jian Sun, Xiaoqun Wang, Hai-Qing Lin, and Gang Li. “Correlated flat bands and quantum spin liquid state in a cluster Mott insulator”. *Commun Phys* **6**, 1–8 (2023).
- [53] Danilo Rivas and Mario I. Molina. “Seltrapping in flat band lattices with nonlinear disorder”. *Sci Rep* **10**, 5229 (2020).
- [54] Daniel Leykam, Sergej Flach, Omri Bahat-Treidel, and Anton S. Desyatnikov. “Flat band states: Disorder and nonlinearity”. *Phys. Rev. B* **88**, 224203 (2013).
- [55] Jun-Won Rhim and Bohm-Jung Yang. “Classification of flat bands according to the band-crossing singularity of Bloch wave functions”. *Phys. Rev. B* **99**, 045107 (2019).
- [56] Li Chen, Tahereh Mazaheri, Alexander Seidel, and Xiang Tang. “The impossibility of exactly flat non-trivial Chern bands in strictly local periodic tight binding models”. *J. Phys. A: Math. Theor.* **47**, 152001 (2014).
- [57] N. Read. “Compactly supported Wannier functions and algebraic k-theory”. *Phys. Rev. B* **95**, 115309 (2017).
- [58] Daniele De Bernardis, Ze-Pei Cui, Iacopo Carusotto, Mohammad Hafezi, and Peter Rabl. “Light-Matter Interactions in Synthetic Magnetic Fields: Landau-Photon Polaritons”. *Phys. Rev. Lett.* **126**, 103603 (2021).
- [59] Przemysław Bienias, Igor Boettcher, Ron Belyansky, Alicia J. Kollár, and Alexey V. Gorshkov. “Circuit Quantum Electrodynamics in Hyperbolic Space: From Photon Bound States to Frustrated Spin Models”. *Phys. Rev. Lett.* **128**, 013601 (2022).
- [60] Daniele De Bernardis, Francesco S. Piccioli, Peter Rabl, and Iacopo Carusotto. “Chiral Quantum Optics in the Bulk of Photonic Quantum Hall Systems”. *PRX Quantum* **4**, 030306 (2023).
- [61] Eleftherios N. Economou. “Green’s Functions for Tight Binding Hamiltonians”. In Eleftherios N. Economou, editor, *Green’s Functions in Quantum Physics*. Pages 71–91. Springer Series

- in Solid-State Sciences. Springer, Berlin, Heidelberg (1979).
- [62] George B. Arfken, Hans J. Weber, and Frank E. Harris. “Chapter 10 - Green’s Functions”. In George B. Arfken, Hans J. Weber, and Frank E. Harris, editors, *Mathematical Methods for Physicists* (Seventh Edition). Pages 447–467. Academic Press, Boston (2013).
 - [63] M. Hyrkäs, V. Apaja, and M. Manninen. “Many-particle dynamics of bosons and fermions in quasi-one-dimensional flat-band lattices”. *Phys. Rev. A* **87**, 023614 (2013).
 - [64] Eduardo Sánchez-Burillo, Chao Wan, David Zueco, and Alejandro González-Tudela. “Chiral quantum optics in photonic sawtooth lattices”. *Phys. Rev. Res.* **2**, 023003 (2020).
 - [65] Felix Bloch. “Über die Quantenmechanik der Elektronen in Kristallgittern”. *Z. Physik* **52**, 555–600 (1929).
 - [66] Gregory H. Wannier. “The Structure of Electronic Excitation Levels in Insulating Crystals”. *Phys. Rev.* **52**, 191–197 (1937).
 - [67] Wulayimu Maimaiti, Sergej Flach, and Alexei Andreanov. “Universal d=1 flat band generator from compact localized states”. *Phys. Rev. B* **99**, 125129 (2019).
 - [68] F. Baboux, L. Ge, T. Jacqmin, M. Biondi, E. Galopin, A. Lemaître, L. Le Gratiet, I. Sagnes, S. Schmidt, H. E. Türeci, A. Amo, and J. Bloch. “Bosonic Condensation and Disorder-Induced Localization in a Flat Band”. *Phys. Rev. Lett.* **116**, 066402 (2016).
 - [69] Bastián Real, Camilo Cantillano, Dany López-González, Alexander Szameit, Masashi Aono, Makoto Naruse, Song-Ju Kim, Kai Wang, and Rodrigo A. Vicencio. “Flat-band light dynamics in Stub photonic lattices”. *Sci Rep* **7**, 15085 (2017).
 - [70] Ajith Ramachandran, Alexei Andreanov, and Sergej Flach. “Chiral flat bands: Existence, engineering, and stability”. *Phys. Rev. B* **96**, 161104 (2017).
 - [71] Elliott H. Lieb. “Two theorems on the Hubbard model”. *Phys. Rev. Lett.* **62**, 1201–1204 (1989).
 - [72] Mamoru Mekata. “Kagome: The Story of the Basketweave Lattice”. *Physics Today* **56**, 12–13 (2003).
 - [73] Anton Frisk Kockum. “Quantum Optics with Giant Atoms—the First Five Years”. In Tsuyoshi Takagi, Masato Wakayama, Keisuke Tanaka, Noboru Kunihiro, Kazufumi Kimoto, and Yasuhiko Ikematsu, editors, *International Symposium on Mathematics, Quantum Theory, and Cryptography*. Pages 125–146. Mathematics for Industry/Singapore (2021). Springer.
 - [74] A. González-Tudela, C. Sánchez Muñoz, and J. I. Cirac. “Engineering and harnessing giant atoms in high-dimensional baths: A proposal for implementation with cold atoms”. *Phys. Rev. Lett.* **122**, 203603 (2019).
 - [75] Carys Chase-Mayoral, L. Q. English, Noah Lape, Yeongjun Kim, Sanghoon Lee, Alexei Andreanov, Sergej Flach, and P. G. Kevrekidis. “Compact localized states in electric circuit flat-band lattices”. *Phys. Rev. B* **109**, 075430 (2024).
 - [76] Chun Wang Chau, Tian Xiang, Shuai A. Chen, and K. T. Law. “Disorder-induced delocalization in flat-band systems with quantum geometry” (2024). [arXiv:2412.19056](https://arxiv.org/abs/2412.19056).
 - [77] Jeronimo G. C. Martinez, Christie S. Chiu, Basil M. Smitham, and Andrew A. Houck. “Flat-band localization and interaction-induced delocalization of photons”. *Science Advances* **9**, eadj7195 (2023).