

Inference in semiparametric formation models for directed networks

Lianqiang Qu, Lu Chen, Ting Yan

School of Mathematics and Statistics, Central China Normal University,
Wuhan, Hubei, 430079, P.R.China

and Yuguo Chen

Department of Statistics, University of Illinois at Urbana-Champaign,
Champaign, IL 61820

February 21, 2025

Abstract

We propose a semiparametric model for dyadic link formations in directed networks. The model contains a set of degree parameters that measure different effects of popularity or outgoingness across nodes, a regression parameter vector that reflects the homophily effect resulting from the nodal attributes or pairwise covariates associated with edges, and a set of latent random noises with unknown distributions. Our interest lies in inferring the unknown degree parameters and homophily parameters. The dimension of the degree parameters increases with the number of nodes. Under the high-dimensional regime, we develop a kernel-based least squares approach to estimate the unknown parameters. The major advantage of our estimator is that it does not encounter the incidental parameter problem for the homophily parameters. We prove consistency of the estimators of the degree parameters and homophily parameters. We establish high-dimensional central limit theorems for the proposed estimators and provide several applications of our general theory, including testing the existence of degree heterogeneity, testing sparse signals and recovering the support. Simulation studies and a real data application are conducted to illustrate the finite sample performance of the proposed method.

Keywords: Degree heterogeneity, Gaussian approximation, High dimensionality, Homophily, Network formation.

1 Introduction

Network data frequently arise in various fields such as genetics, sociology, finance and econometrics. Networks consist of nodes and edges that connect one node to another. Nodes may represent individuals in social networks, users in email networks, or countries in international trade networks. Homophily and degree heterogeneity are two commonly observed characteristics of real-world social and economic networks. Homophily indicates that nodes in a network are more likely to connect with others that have similar attributes, rather than with those that possess dissimilar attributes. Degree heterogeneity describes the variation in the number of edges among nodes; specifically, a small number of nodes have many edges, while a large number of nodes have relatively fewer edges. Quantifying the influence of these network features on edge formation is a critical issue in network analysis. For a comprehensive review of network analysis, see Kolaczyk and Csárdi (2014).

The presence and extent of homophily, along with degree heterogeneity, have significant implications for network formation (Graham, 2017; Yan et al., 2019). Several parametric models have been proposed to characterize these two critical network features (e.g., Graham, 2017; Dzemski, 2019; Yan et al., 2019; De Paula, 2020; Graham, 2020), where the estimation and inference methods depend on a specified distribution for the latent random noise. For instance, Graham (2017) and Yan et al. (2019) assumed a logistic distribution, while Dzemski (2019) assumed a normal distribution. However, network modeling based on a specific parametric distribution is vulnerable to model misspecification and potential instabilities. When the assumed parametric distribution is inappropriate, inference may have non-negligible bias, as demonstrated by the simulation results in Table 3 of Section 6.

In this study, we introduce a semiparametric framework designed to model both homophily and degree heterogeneity in directed networks. It is noteworthy that semiparametric inferences on the homophily parameter have been studied within the context of undirected networks (Toth, 2017; Zeleneev, 2020; Candelaria, 2020). These will be elaborated upon after the presentation of our

main findings. In our model, two node-specific parameters, α_i and β_i , are assigned to each node, with α_i representing out-degree and β_i signifying in-degree. These are collected as two distinct sets: the out-degree parameters $\{\alpha_i\}_{i=1}^n$ and the in-degree parameters $\{\beta_j\}_{j=1}^n$, with n denoting the number of nodes in the directed graph. Moreover, the model includes a common homophily parameter, γ , for pairwise covariates $\{X_{ij}\}_{i,j=1}^n$ amongst the nodes. Within the model, an edge from node i to j is depicted if the sum of the degree effects $\alpha_i + \beta_j$ and the effect of covariates $X_{ij}^\top \gamma$ surpasses a latent random noise with an undetermined distribution. This modelling approach adopts an additive structure from the existing literature (e.g. Graham, 2017; Dzemski, 2019; Yan et al., 2019).

Since edge formation is influenced by both homophily and degree heterogeneity, it is equally important to estimate homophily parameter γ and degree parameters $\{\alpha_i\}_{i=1}^n$ and $\{\beta_j\}_{j=1}^n$. It is well-known that the maximum likelihood estimator (MLE) of γ exhibits a non-negligible bias (Neyman and Scott, 1948; Graham, 2017; Fernández-Val and Weidner, 2016), thereby necessitating bias-correction procedures for valid inference (Yan et al., 2019; Hughes, 2022). A natural question arises: *Is it possible to derive an unbiased estimator for homophily parameter while simultaneously obtaining the estimators for the degree parameters?* To the best of our knowledge, this issue has not yet been addressed in the existing literature. Moreover, estimating degree parameters allows us to test for the presence of degree heterogeneity within a sub-network with a fixed or increasing number of nodes. This analysis can provide insights into the extent of variation in degrees within the sub-network and help determine whether certain nodes exhibit significantly different levels of attractiveness or popularity compared to others.

To address this problem, we develop a projection approach to estimate the unknown parameters, which involves three steps. In the first step, we derive a kernel smoothing estimator for the conditional density of a special regressor given the other covariates. A special regressor is defined as a continuous covariate that possesses a positive coefficient (Lewbel, 1998, 2000). In the following step, we obtain an unbiased estimator of γ by projecting the covariates onto the subspace spanned

by the column vectors of the design matrix of degree parameters. The projection procedure eliminates the potential bias arising from the estimation of degree parameters. Finally, we estimate the degree parameters by employing a constrained least squares method. We establish consistency and asymptotic normality of the resulting estimators. Since our asymptotic distributions for the estimators of degree parameters are high-dimensional, it improves upon the fixed dimensional results presented in Yan et al. (2019). Recently, Shao et al. (2024) proposed a high-dimensional central limit theorem for the analysis of undirected network data; however, their method relies on the assumption of a logistic distribution for the noise. Based on the asymptotic results, we develop hypothesis testing methods to study three related problems: (1) testing whether α_i and β_i are equal to zero, which corresponds to testing for sparse signals; (2) identifying which of α_i and β_i are non-zero, thereby achieving support recovery; and (3) assessing whether $\alpha_i = \alpha_j$ and $\beta_i = \beta_j$ within a sub-network, which tests for the existence of degree heterogeneity.

As previously mentioned, inferences have been drawn in semiparametric models for undirected networks (Toth, 2017; Candelaria, 2020; Zelenev, 2020). While all these studies treated degree parameters as random variables, we consider them as fixed parameters. Toth (2017) employed conditional methods to eliminate the degree parameters and proposed a tetrad inequality estimator for the homophily parameter. Zelenev (2020) developed estimators for homophily parameters based on a conditional pseudo-distance between two nodes, which measures the similarity of degree heterogeneity. However, the estimation of degree parameters is not addressed in Toth (2017), Candelaria (2020) and Zelenev (2020). Additionally, although Gao (2020) derived identification results for nonparametric models of undirected networks, the estimation aspect remains unexplored. The work most closely related to our paper is Candelaria (2020), which also employs the special regressor method to address model identification issues. However, the estimation strategies of Candelaria (2020) rely on the information derived from all sub-networks formed by groups of four distinct nodes. In contrast, our estimator for the homophily parameter is based on a projection method. For theoretical analysis, we develop the Gaussian approximation method and derive

the accurate inverse of the design matrix $V = U^\top U$ to analyze our proposed estimator with an explicit solution, while Candelaria (2020) primarily utilizes the U-statistic theory. Consequently, the theoretical framework in our study significantly differs from that of Candelaria (2020). Finally, our projection-based method can substantially reduce computational complexity compared to a U-statistic of order four used in Candelaria (2020). Further comparisons with the method of Candelaria (2020) are presented in Section C.2 of the Supplementary Material.

We summarize our novel contributions as follows: (1) We propose a projection methodology that thoroughly addresses the identification issue of the homophily. (2) We introduce a kernel-based least squares estimator for all unknown parameters and demonstrate their consistency and asymptotic normality. (3) Our estimator is easy to compute since it has an explicit solution, unlike those estimators in Toth (2017); Candelaria (2020) and Zelenev (2020) that require optimizing an objective function involving a complex U-statistic. (4) The proposed semiparametric framework for directed networks addresses the issue of model misspecification when the parametric model in Yan et al. (2019) is not correctly specified.

The remainder of this paper is organized as follows. Section 2 introduces the semiparametric network formation models. Section 3 provides the conditions for model identification and presents the estimation method. Section 4 provides consistency and Gaussian approximations of the proposed estimators. Section 5 presents some applications of the general theory. Section 6 reports on the simulation studies and a real data analysis. Section 7 presents concluding remarks. The technical details and additional numerical results are in the Online Supplementary Material.

We conclude this section by introducing some notation. Let e_i be a $(2n - 1)$ -dimensional row vector with the i th element being 1 and 0 otherwise ($i = 1, \dots, 2n - 1$), and e_{2n} be the $(2n - 1)$ -dimensional zero vector. For any $x = (x_1, \dots, x_n)^\top \in \mathbb{R}^n$, we define the ℓ_p -norm $\|x\|_p = (\sum_{i=1}^n |x_i|^p)^{1/p}$ and the ℓ_∞ -norm $\|x\|_\infty = \max_{1 \leq i \leq n} |x_i|$. We define $\text{diag}\{d_1, \dots, d_n\}$ as a diagonal matrix, where d_i is the i th element on the diagonal. Let I_n denote the $n \times n$ identity matrix, and $\mathbb{I}(\cdot)$ denote the indicator function. For a matrix $D = (d_{ij}) \in \mathbb{R}^{p \times q}$, define

$\|D\|_{\max} = \max_{1 \leq l \leq p, 1 \leq k \leq q} |d_{lk}|$. For the positive sequences $\{a_n\}$ and $\{b_n\}$, we write $a_n = o(b_n)$ if $a_n/b_n \rightarrow 0$ as $n \rightarrow \infty$, and write $a_n = O(b_n)$ if there exists a constant C such that $a_n \leq Cb_n$ for all n . For vectors $x = (x_1, \dots, x_n)^\top$ and $y = (y_1, \dots, y_n)^\top$, we write $x \leq y$ if $x_i \leq y_i$ for all $1 \leq i \leq n$. We denote the set $\{1, 2, \dots, n\}$ as $[n]$. For any set B , denote its cardinality as $|B|$. Denote by $\lfloor x \rfloor$ the integer part of a positive real number x . The symbol $\mathcal{N}_n(\mu, \Sigma)$ is reserved for an n -dimensional multivariate normal distribution with mean μ and covariance matrix Σ . We use the subscript “0” to denote the true parameter, under which the data are generated.

2 Semiparametric network formation models

Consider a directed network composed of n nodes, labelled as “1, 2, ..., n ”. Let $A = (A_{ij})_{n \times n}$ denote the adjacency matrix. If there is a directed edge from node i to j , we encode $A_{ij} = 1$; otherwise, we set $A_{ij} = 0$. In this study, we assume that the network does not contain any self-loops (i.e., $A_{ii} = 0$ for $i \in [n]$). Let $X_{ij} = (X_{ij1}, \dots, X_{ij,p+1})^\top \in \mathbb{R}^{p+1}$ denote the covariate for the node pair (i, j) , which can be either a link-dependent vector or a function of the node-specific covariates. For example, if node i has a d -dimensional characteristic W_i , the pairwise covariate X_{ij} can be constructed as $X_{ij} = \|W_i - W_j\|_2$. Under this specific choice of X_{ij} , a smaller value of X_{ij} indicates greater similarity between nodes i and j . We assume that p is fixed and that A_{ij} are conditionally independent across $1 \leq i \neq j \leq n$, given the covariates X_{ij} .

To capture the two aforementioned network features: homophily effects and degree heterogeneity, we propose the following semiparametric link formation model for directed networks:

$$A_{ij} = \mathbb{I}(\alpha_i + \beta_j + X_{ij}^\top \gamma - \varepsilon_{ij} > 0), \quad (2.1)$$

where α_i represents the outgoingness parameter of node i , β_j denotes the popularity parameter of node j , and γ is the regression coefficient associated with the covariate X_{ij} . In this model, ε_{ij} denotes the unobserved latent noise, for which we assume that $\mathbb{E}(\varepsilon_{ij}|X_{ij}) = 0$ almost surely. The model posits that an edge from node i to j is formed if the total effect, comprising the outgoingness

of node i , the popularity of node j , and the covariates effect $X_{ij}^\top \gamma$, exceeds the latent noise.

The parameter sets $\{\alpha_i\}_{i=1}^n$ and $\{\beta_i\}_{i=1}^n$ characterize the heterogeneity of nodes in their participation in network connections. Larger values of α_i and β_i indicate a higher propensity for node i to establish links with other nodes in the network. The term $X_{ij}^\top \gamma$ introduces the concept of homophily. For instance, when $X_{ij} = \|W_i - W_j\|_2$ and $\gamma < 0$, a larger value of $X_{ij}^\top \gamma$ increases the likelihood of homophilous nodes interacting with each other. Therefore, γ captures the homophily effect of covariates (Graham, 2017). The noise term ε_{ij} accounts for the unobserved random factors that influence the decision to form a specific interaction from node i to j .

3 Identification and estimation

3.1 Identification of parameters

In this section, we discuss the conditions under which model (2.1) is identifiable. Let $\alpha = (\alpha_1, \dots, \alpha_n)^\top$ and $\beta = (\beta_1, \dots, \beta_n)^\top$. Clearly, model (2.1) remains invariant under the transformation of the parameter vector (α, β, γ) to $(a\alpha + c, a\beta - c, a\gamma)$, where $a > 0$ and $c \in \mathbb{R}$. This invariance can be observed as follows:

$$A_{ij} = \mathbb{I}(\alpha_i + \beta_j + X_{ij}^\top \gamma - \varepsilon_{ij} > 0) = \mathbb{I}(\tilde{\alpha}_i + \tilde{\beta}_j + X_{ij}^\top \tilde{\gamma} - \tilde{\varepsilon}_{ij} > 0),$$

where $\tilde{\alpha}_i = a\alpha_i + c$, $\tilde{\beta}_j = a\beta_j - c$, $\tilde{\gamma} = a\gamma$ and $\tilde{\varepsilon}_{ij} = a\varepsilon_{ij}$. Thus, model (2.1) is scale-shift invariant, which requires specific constraints on the parameters α_i , β_i and γ for identification. A common approach to avoid scale invariance is to set $\gamma_k = 1$, where γ_k is the k th component of γ , and k is chosen such that X_{ijk} is a continuous random variable. In addition, one can establish $\sum_{i=1}^n \beta_i = 0$ or $\beta_n = 0$ to avoid shift invariance. However, the identification of the parameters in model (2.1) is critically dependent on the support of the joint distribution of $(X_{ij}, \varepsilon_{ij})$. To illustrate this, we consider an example in which identification fails even when we set $\gamma_k = 1$. Let X_{ij} be a random variable with support $(-4, -3) \cup (0, 1)$. We define $\gamma_1 = \tilde{\gamma}_1 = 1$, and set $\alpha_i + \beta_j = 1$ for $1 \leq i \neq j \leq n$,

along with $\tilde{\alpha}_i + \tilde{\beta}_j = a(\alpha_i + \beta_j)$, where $a \in [1, 2]$. In addition, let ε_{ij} and $\tilde{\varepsilon}_{ij}$ be drawn from the uniform distribution on $(-1, 1)$. In this scenario, we have

$$\begin{aligned} X_{ij} &> \varepsilon_{ij} - 1 \text{ if } X_{ij} \in (0, 1) \text{ and } X_{ij} < \varepsilon_{ij} - 1 \text{ otherwise,} \\ X_{ij} &> \tilde{\varepsilon}_{ij} - a \text{ if } X_{ij} \in (0, 1) \text{ and } X_{ij} < \tilde{\varepsilon}_{ij} - a \text{ otherwise.} \end{aligned}$$

In other words, $A_{ij} = \tilde{A}_{ij}$ almost surely if $a \in [1, 2]$, where $\tilde{A}_{ij} = \mathbb{I}(\tilde{\alpha}_i + \tilde{\beta}_j + X_{ij}^\top \tilde{\gamma} - \tilde{\varepsilon}_{ij} > 0)$. Therefore, model (2.1) cannot be identified within the parameter set $\{(\alpha, \beta) : 1 \leq \alpha_i + \beta_j \leq 2, 1 \leq i \neq j \leq n\}$. However, if we change the support of X_{ij} to $(-4, 4)$, then the support of $(\alpha_i + \beta_j - \varepsilon_{ij})$ becomes a subset of $(-4, 4)$. This leads to $\mathbb{P}(A_{ij} \neq \tilde{A}_{ij}) > 0$ when $\tilde{\alpha}_i + \tilde{\beta}_j \neq \alpha_i + \beta_j$. In this case, the identification issue does not arise.

Motivated by the aforementioned example, we consider the following conditions to ensure model identification.

Condition (C1). There exists at least one $k \in [p + 1]$ such that $\gamma_{0k} > 0$, and the conditional distribution of X_{ijk} given $X_{ij(-k)}$ is absolutely continuous with respect to the Lebesgue measure with nondegenerate conditional density $f(x|X_{ij(-k)})$, where γ_{0k} is the k th element of γ_0 and $X_{ij(-k)} = (X_{ij1}, \dots, X_{ij(k-1)}, X_{ij(k+1)}, \dots, X_{ij(p+1)})^\top$.

The covariate X_{ijk} that satisfies Condition (C1) is termed a special regressor (Lewbel, 1998; Candelaria, 2020). For the sake of simplicity, we assume that X_{ij1} meets Condition (C1), and we denote $Z_{ij} = X_{ij(-1)}$.

Condition (C2). The conditional density $f(x|Z_{ij})$ of X_{ij1} given Z_{ij} has support (B_L, B_U) , where $-\infty \leq B_L < 0 < B_U \leq \infty$. Furthermore, the support for $-(\alpha_{0i} + \beta_{0j} + Z_{ij}^\top \eta_0 - \varepsilon_{ij})/\gamma_{01}$ is a subset of (B_L, B_U) , where $\eta_0 = (\gamma_{02}, \dots, \gamma_{0(p+1)})^\top$.

Condition (C2) restricts the support of X_{ij1} , which is mild and has been widely adopted by Manski (1985), Lewbel (1998, 2000) and Candelaria (2020). Conditions (C1) and (C2) do not impose any restrictions on the distribution of Z_{ij} . Therefore, this identification strategy accommodates discrete covariates in Z_{ij} .

Condition (C3). ε_{ij} ($1 \leq i \neq j \leq n$) are independent of X_{ij} and $\mathbb{E}(\varepsilon_{ij}) = 0$.

Condition (C3) is mild and can be relaxed to the scenario where ε_{ij} is conditionally independent of X_{ij1} given Z_{ij} , as discussed in Section A of the Supplementary Material.

Following the works of Lewbel (1998) and Candelaria (2020), we define

$$Y_{ij} = \frac{A_{ij} - \mathbb{I}(X_{ij1} > 0)}{f(X_{ij1}|Z_{ij})}.$$

Additionally, we let $\eta_0 = (\gamma_{02}, \dots, \gamma_{0(p+1)})^\top$ and $\theta = (\alpha_1, \dots, \alpha_n, \beta_1, \dots, \beta_{n-1})^\top$. The conditional expectation of Y_{ij} is presented below.

Theorem 1. *If Conditions (C1)-(C3) hold, then we have*

$$\mathbb{E}(Y_{ij}|Z_{ij}) = (\alpha_{0i} + \beta_{0j} + Z_{ij}^\top \eta_0) / \gamma_{01}.$$

The proofs of Theorem 1 and all other theoretical results are provided in the Supplementary Material. Theorem 1 states that under Conditions (C1)-(C3), the expectation of Y_{ij} conditional on Z_{ij} exhibits an additive structure involving α_{0i} , β_{0j} , and a homophily term $Z_{ij}^\top \eta_0$. This indicates that if α_0 , β_0 and η_0 are identifiable, then they can be recovered using Y_{ij} . However, according to Theorem 1, the parameters α_{0i} and β_{0j} are identified only up to scale rather than shift. This is because, for any constant c , the model remains invariant when transforming $(\alpha_{0i} + \beta_{0j})$ to $(\alpha_{0i} + c) + (\beta_{0j} - c)$. Consequently, additional constraints on the parameters are necessary to ensure their identification.

We next fix some notations. Let $N = n(n-1)$. Define $Y = (Y_1^\top, \dots, Y_n^\top)^\top \in \mathbb{R}^N$ and $Z = (Z_1^\top, \dots, Z_n^\top)^\top \in \mathbb{R}^{N \times p}$, where for each $i \in [n]$, $Y_i = (Y_{i1}, \dots, Y_{i,i-1}, Y_{i,i+1}, \dots, Y_{in})^\top \in \mathbb{R}^{n-1}$ and $Z_i = (Z_{i1}, \dots, Z_{i,i-1}, Z_{i,i+1}, \dots, Z_{in})^\top \in \mathbb{R}^{(n-1) \times p}$. Recall that $e_i \in \mathbb{R}^{2n-1}$ denotes the standard basis vector, where the i th element is 1 and all other elements are 0. Let $U = (u_1^\top, \dots, u_N^\top)^\top \in \mathbb{R}^{N \times (2n-1)}$ be the design matrix for the parameter vector $(\alpha_1, \dots, \alpha_n, \beta_1, \dots, \beta_{(n-1)})$, where for each $0 \leq k \leq n-1$ and $1 \leq j \leq n-1$, $u_{k(n-1)+j} = e_{k+1} + e_{n+j+1}$ if $j \geq k+1$ and $u_{k(n-1)+j} = e_{k+1} + e_{n+j}$ otherwise. Let $V = U^\top U \in \mathbb{R}^{(2n-1) \times (2n-1)}$, with its explicit expression provided in equation (B.1) of the Supplementary Material. Define $D = (I_N - UV^{-1}U^\top) \in \mathbb{R}^{N \times N}$. By Theorem 1, if $\gamma_{01} = 1$

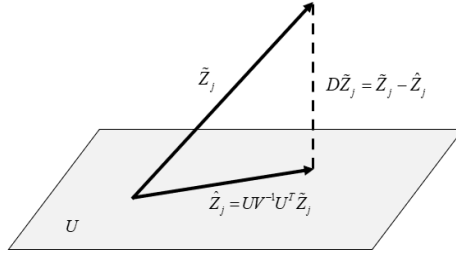


Figure 1: Projection onto the linear subspace spanned by the column vectors of U . Here, \tilde{Z}_j denotes the j th column vector of Z .

and $\beta_{0n} = 0$, we obtain

$$Z^\top D\mathbb{E}(Y|Z) = Z^\top D(U\theta + Z\eta_0) = Z^\top DZ\eta_0, \quad (3.1)$$

where the second equality follows from the property $DU = 0$. Therefore, to guarantee the existence and uniqueness of η_0 , we consider the following condition.

Condition (C4). There exists some positive constant ϕ such that $\phi_{\min}(Z^\top DZ/N) > \phi$ almost surely, where $\phi_{\min}(H)$ denotes the smallest eigenvalue of any matrix H .

Condition (C4) is essential for ensuring the existence and uniqueness of η_0 . It indicates that the effects of covariates should not be entirely captured by the degree heterogeneity. To illustrate this intuitively, we present the projection of $Z \in \mathbb{R}^{N \times p}$ onto the linear subspace \mathcal{U} spanned by the column vectors of U ; see Figure 1. Specifically, let \tilde{Z}_j denote the j th column of Z , which can be decomposed as follows:

$$\tilde{Z}_j = \hat{Z}_j + (\tilde{Z}_j - \hat{Z}_j).$$

Here, $\hat{Z}_j = UV^{-1}U^\top \tilde{Z}_j \in \mathbb{R}^N$ denotes the projection of \tilde{Z}_j onto the linear subspace \mathcal{U} , while $(\tilde{Z}_j - \hat{Z}_j) = D\tilde{Z}_j$ represents the residual vector. If \tilde{Z}_j can be expressed as a linear combination of the column vectors of U , i.e., $\tilde{Z}_j = \hat{Z}_j$, then the residual vector $D\tilde{Z}_j$ is equal to zero, indicating that Condition (C4) does not hold.

Condition (C4) holds under certain straightforward assumptions. For example, consider the following two conditions: (i) $\tilde{Z}_1, \dots, \tilde{Z}_p$ are not collinear, and (ii) they do not almost surely lie in

the linear subspace \mathcal{U} . Condition (i) is mild and has been widely adopted in the classical linear regression model, while an intuitive understanding of condition (ii) has been provided above. Under conditions (i) and (ii), we can establish that Condition (C4) holds. The proof is provided in Section B.3 of the Supplementary Material.

Recall that $\eta_0 = (\gamma_{02}, \dots, \gamma_{0(p+1)})^\top$. The following corollary states the identification of the parameters α_{0i} , β_{0j} and η_0 . The proof is provided in Section B.2 of the Supplementary material.

Corollary 1. *Under Conditions (C1)-(C4), the parameters α_{0i} , β_{0j} and η_0 are identifiable within the subspace $\{(\alpha_1, \dots, \alpha_n, \beta_1, \dots, \beta_n, \gamma_1, \dots, \gamma_{p+1})^\top : \beta_n = 0 \text{ and } \gamma_1 = 1\}$.*

3.2 Estimation methods

In this section, we develop a procedure for estimating unknown parameters. Hereafter, we assume that $\gamma_{01} = 1$ and $\beta_{0n} = 0$ for the identification of model (2.1). Let $\hat{f}(X_{ij1}|Z_{ij})$ be a nonparametric estimator of $f(X_{ij1}|Z_{ij})$, which will be discussed later. Correspondingly, we define \hat{Y}_{ij} as

$$\hat{Y}_{ij} = \frac{A_{ij} - \mathbb{I}(X_{ij1} \geq 0)}{\hat{f}(X_{ij1}|Z_{ij})},$$

and we write $\hat{Y} = (\hat{Y}_1^\top, \dots, \hat{Y}_n^\top)^\top \in \mathbb{R}^N$, where $\hat{Y}_i = (\hat{Y}_{i1}, \dots, \hat{Y}_{i,i-1}, \hat{Y}_{i,i+1}, \dots, \hat{Y}_{in})^\top \in \mathbb{R}^{n-1}$ for $i \in [n]$. By (3.1), we can estimate η_0 using

$$\hat{\eta} = (Z^\top DZ)^{-1} Z^\top D\hat{Y}.$$

To estimate α_0 and β_0 , we employ a constrained least squares method. Specifically, we estimate α_0 and β_0 using

$$(\hat{\alpha}^\top, \hat{\beta}^\top)^\top = \arg \min_{\alpha, \beta} \mathcal{M}(\alpha, \beta, \hat{\eta}) \text{ subject to } \beta_n = 0,$$

where $\mathcal{M}(\alpha, \beta, \eta) = \sum_{i=1}^n \sum_{j \neq i} (\hat{Y}_{ij} - \alpha_i - \beta_j - Z_{ij}^\top \eta)^2$.

We provide an intuitive insight into how the projection procedure helps eliminate the potential bias of $\hat{\eta}$. As mentioned above, the j th column of Z , denoted as \tilde{Z}_j , can be expressed as follows:

$\tilde{Z}_j = \hat{Z}_j + (\tilde{Z}_j - \hat{Z}_j)$, where \hat{Z}_j represents the projection of \tilde{Z}_j , and $(\tilde{Z}_j - \hat{Z}_j)$ denotes the residual. Therefore, the information contained in \tilde{Z}_j consists of two components: the first component, \hat{Z}_j , is characterized by degree heterogeneity, while the second component, i.e., $(\tilde{Z}_j - \hat{Z}_j)$, cannot be accounted for by degree heterogeneity. This indicates that the effects of covariates contributing to network formation are integrated into the residual. When \tilde{Z}_j is directly used to estimate η_0 , bias arises from the information redundancy between U and \hat{Z}_j . We eliminate this bias through projection.

We now discuss the nonparametric estimator $\hat{f}(x|Z_{ij})$ of $f(x|Z_{ij})$. We divide Z_{ij} into two subvectors \tilde{Z}_{ij1} and \tilde{Z}_{ij2} , where \tilde{Z}_{ij1} includes all continuous elements of Z_{ij} , and \tilde{Z}_{ij2} contains the remaining discrete elements. We estimate $f(x|Z_{ij})$ using the Nadaraya-Watson type estimator (Watson, 1964; Nadaraya, 1964):

$$\hat{f}(x|\tilde{Z}_{ij1} = z_1, \tilde{Z}_{ij2} = z_2) = \frac{\sum_{1 \leq i \neq j \leq n} \mathcal{K}_{xz,h}(X_{ij1} - x, \tilde{Z}_{ij1} - z_1) \mathbb{I}(\tilde{Z}_{ij2} = z_2)}{\sum_{1 \leq i \neq j \leq n} \mathcal{K}_{z,h}(\tilde{Z}_{ij1} - z_1) \mathbb{I}(\tilde{Z}_{ij2} = z_2)},$$

where $\mathcal{K}_{xz,h}(x, z) = h^{-(p_1+1)} \mathcal{K}_{xz}(x/h, z/h)$ and $\mathcal{K}_{z,h}(x) = h^{-p_1} \mathcal{K}_z(z/h)$. Here, $\mathcal{K}_{xz}(\cdot)$ and $\mathcal{K}_z(\cdot)$ are two kernel functions, h denotes the bandwidth parameter, and p_1 denotes the number of continuous covariates in Z_{ij} .

Remark 1. *We consider a nonparametric method to estimate the conditional density function of X_{ij1} given Z_{ij} , which is robust without any model assumption for X_{ij1} given Z_{ij} . However, this method may suffer the curse of dimensionality, especially when the dimension of Z_{ij} is large. To overcome this issue, dimension reduction techniques, such as Lasso (Tibshirani, 1996) and sure independent screening (Fan and Lv, 2008), may be used before carrying out the proposed method. Nevertheless, the theoretical analysis requires further investigation, and we will explore this issue in future research.*

Remark 2. *Note that the residuals $(Y_{ij} - \alpha_{0i} - \beta_{0j} - Z_{ij}^\top \eta_0)$ are bounded by a rate of at most $O(\log n)$ if $q_n = O(\log n)$, where $q_n = \max_{1 \leq i \neq j \leq n} |\alpha_{0i} + \beta_{0j} + Z_{ij}^\top \eta_0|$. Therefore, for moderately large n , the residuals do not exhibit a heavy-tailed behavior. In this case, a least squares method*

generally performs well. This is the primary reason for our choice of the least squares method. Further details can be found in Sections 4 and 6.

Remark 3. To apply the proposed method, it is essential to identify a covariate as the special regressor and determine its sign. We consider the following procedure to achieve this. For a given covariate X_{ij1} , we partition its support into K non-overlapping subintervals of equal length, denoted by $\mathcal{I}_k = [x_k, x_{k+1})$ ($1 \leq k \leq K$). Here, K is a prespecified positive integer. We then calculate the number of edges for which X_{ij1} falls within \mathcal{I}_k : $\text{Count}_k = \sum_{i=1}^n \sum_{j \neq i} A_{ij} \mathbb{I}(X_{ij1} \in \mathcal{I}_k)$. If Count_k exhibits an increasing pattern as k increases, then the effect of covariate X_{ij1} on network formation is likely positive, and we can set $\gamma_{01} = 1$. Conversely, if Count_k shows a decreasing pattern with increasing k , then the effect of covariate X_{ij1} on network formation is likely negative, and we can set $\gamma_{01} = -1$. When there are no such increasing or decreasing trends among all covariates, identifying a covariate as the special regressor becomes challenging. We do not study this case here and intend to investigate it in future research.

4 Theoretical Results

In this section, we present consistency and asymptotic normality of the estimators. To achieve this, additional conditions are required.

Condition (C5). $\max_{i,j} \|Z_{ij}\|_\infty \leq \kappa$ almost surely, where κ is allowed to diverge with n . Here, the subscript n in κ is omitted for simplicity.

Condition (C6). There exists a constant m such that $f(x|Z_{ij}) > m > 0$ on the support of X_{ij1} .

In addition, the r th order partial derivative of the probability density function $f_Z(z)$ of Z_{ij} with respect to continuous components of Z_{ij} exists and is continuous and bounded. The r th order partial derivative of the joint density function $f_{XZ}(x, z)$ of (X_{ij1}, Z_{ij}) with respect to continuous entries of (X_{ij1}, Z_{ij}) also exists and is continuous and bounded. Here, m is allowed to decrease to zero as $n \rightarrow \infty$, and the subscript n in m is suppressed.

Condition (C7). The kernel function $\mathcal{K}_z(z)$ is a symmetric and piecewise Lipschitz continuous kernel of order r . That is, $\int \cdots \int \mathcal{K}_z(z_1, \dots, z_{p_1}) dz_1 \cdots dz_{p_1} = 1$,

$$\begin{aligned} \int \cdots \int z_1^{j_1} \cdots z_{p_1}^{j_{p_1}} \mathcal{K}_z(z_1, \dots, z_{p_1}) dz_1 \cdots dz_{p_1} &= 0 \quad (0 < j_1 + \cdots + j_{p_1} < r), \\ \int \cdots \int z_1^{j_1} \cdots z_{p_1}^{j_{p_1}} \mathcal{K}_z(z_1, \dots, z_{p_1}) dz_1 \cdots dz_{p_1} &\neq 0 \quad (0 < j_1 + \cdots + j_{p_1} = r). \end{aligned}$$

In addition, it is a bounded differentiable function with absolutely integrable Fourier transforms. All of the conditions also hold for $\mathcal{K}_{xz}(x, z)$ by replacing z with (x, z) .

Condition (C5) assumes the boundedness of Z_{ij} , which is required to simplify the proof of the following theorems. However, this assumption can be relaxed to allow for sub-Gaussian variables. The first part of Condition (C6), together with Theorem 1, implies that $\max_{1 \leq i \neq j \leq n} |\alpha_{0i} + \beta_{0j} + Z_{ij}^\top \eta_0| < 2/m$ holds almost surely. Note that individual-specific parameters α_{0i} and β_{0i} can be utilized to determine the level of sparsity in a network (e.g., Yan et al., 2019). Recall $q_n = \max_{1 \leq i \neq j \leq n} |\alpha_{0i} + \beta_{0j} + Z_{ij}^\top \eta_0|$. If q_n is of the order $\log(n)$, then m must be at least of the order $1/\log(n)$. In addition, this requires that the support $[B_L, B_U]$ of the special regressor X_{ij1} satisfies $B_L = O(\log n)$ and $B_U = O(\log n)$. The second part of Condition (C6) is mild and similar conditions have been used in Andrews (1995), Honoré and Lewbel (2002), Aradillas-Lopez (2012) and Candelaria (2020). Condition (C7) requires the application of a higher-order kernel, which is widely adopted across various contexts; see Andrews (1995), Lewbel (1998), Honoré and Lewbel (2002), Qi et al. (2005) and Candelaria (2020).

In the following, we redefine $\beta = (\beta_1, \dots, \beta_{n-1})^\top$, excluding element β_n . Define θ_0 as the true value of θ , and let $\hat{\theta} = (\hat{\alpha}^\top, \hat{\beta}^\top)^\top$ represent the estimator of θ_0 . The consistency of $\hat{\theta}$ and $\hat{\eta}$ is presented below.

Theorem 2. *Suppose that Conditions (C1)-(C7) hold. If*

$$\frac{(\kappa + q_n)^2}{\phi m^2} \left[\sqrt{\frac{\log^5(n)}{n}} + \sqrt{\frac{\log^5(n)}{n^2 h^{2p_1+2}}} + h^r \right] = o(1), \quad (4.1)$$

then we have

$$\|\widehat{\theta} - \theta_0\|_\infty = o_p(1) \quad \text{and} \quad \|\widehat{\eta} - \eta_0\|_\infty = o_p(1).$$

Condition (4.1) places restrictions on the rate at which κ increases and on the rates at which m and ϕ decrease. Here, ϕ , κ and m are defined in Conditions (C4)-(C6), respectively. Moreover, the terms involving h in (4.1) are included to balance the bias and variance of \widehat{Y}_{ij} when using the kernel smoothing method. This indicates that the bandwidth h significantly affects the behavior of the estimator both theoretically and practically. When κ , ϕ and m are treated as constants, it is necessary for $h \rightarrow 0$ and $n^2 h^{2p_1+2} / \log(n) \rightarrow \infty$ as $n \rightarrow \infty$ to ensure the consistency of the estimators.

Next, we present a high-dimensional central limit theorem for the estimators $\widehat{\alpha}$ and $\widehat{\beta}$. Specifically, we consider the inferences related to $\mathcal{L}_{1\alpha}\alpha_0$, $\mathcal{L}_{1\beta}\beta_0$ and $\mathcal{L}_2\eta_0$, where $\mathcal{L}_{1\alpha}$, $\mathcal{L}_{1\beta}$ and \mathcal{L}_2 denote $M_{1\alpha} \times n$, $M_{1\beta} \times (n-1)$ and $M_2 \times p$ matrices, respectively. This framework can be utilized to construct confidence intervals for the linear combinations of the parameters α_0 , β_0 and η_0 . To illustrate this, we provide two examples for $\mathcal{L}_{1\alpha}$. The matrices $\mathcal{L}_{1\beta}$ and \mathcal{L}_2 can be defined analogously. The first example is given by $\mathcal{L}_{1\alpha} = \widetilde{e}_i$, where \widetilde{e}_i is an n -dimensional row vector with its i th element equal to 1 and all other elements equal to 0. In this case, $\mathcal{L}_{1\alpha}(\widehat{\alpha} - \alpha_0) = (\widehat{\alpha}_i - \alpha_{0i})$, which allows us to construct a confidence interval for α_{0i} . The second example is $\mathcal{L}_{1\alpha} = I_{n \times n}$, where $I_{n \times n}$ denotes the $n \times n$ identity matrix. In this case, we have $\mathcal{L}_{1\alpha}(\widehat{\alpha} - \alpha_0) = (\widehat{\alpha}_1 - \alpha_{01}, \dots, \widehat{\alpha}_n - \alpha_{0n})^\top$. Therefore, we can perform simultaneous inference for all out-degree parameters.

To obtain asymptotic distributions of the estimators, we need an additional condition.

Condition (C8). (i) $0 < M_{1\alpha} \leq n$ and $0 < M_{1\beta} \leq n$. (ii) There exist some constants $s_{U\alpha}$, $s_{U\beta}$, $L_{U\alpha}$ and $L_{U\beta}$ (independent of n) such that $1 \leq \max_{k \in [M_{1\alpha}]} |S_{k\alpha}| \leq s_{U\alpha}$, $1 \leq \max_{k \in [M_{1\beta}]} |S_{k\beta}| \leq s_{U\beta}$, $\|\mathcal{L}_{1\alpha}\|_{\max} \leq L_{U\alpha}$ and $\|\mathcal{L}_{1\beta}\|_{\max} \leq L_{U\beta}$, where $S_{k\alpha} = \{j : L_{1,kj}^\alpha \neq 0\}$, $S_{k\beta} = \{j : L_{1,kj}^\beta \neq 0\}$. Here, $L_{1,kj}^\alpha$ and $L_{1,kj}^\beta$ denote the (k, j) th elements of $\mathcal{L}_{1\alpha}$ and $\mathcal{L}_{1\beta}$, respectively.

The first part of Condition (C8) states that the row dimensions of the matrices $\mathcal{L}_{1\alpha}$ and $\mathcal{L}_{1\beta}$ must satisfy the conditions $M_{1\alpha} \leq n$ and $M_{1\beta} \leq n-1$, respectively, which can increase as n increases.

This implies that we are operating in high-dimensional settings. The second part assumes the sparsity and boundedness of the matrices $\mathcal{L}_{1\alpha}$ and $\mathcal{L}_{1\beta}$, which can be satisfied by cases such as $\mathcal{L}_{1\alpha} = \tilde{e}_i$ and $\mathcal{L}_{1\alpha} = \tilde{e}_i - \tilde{e}_j$.

For $i \neq j \in [n]$, define $\epsilon_{ij} = Y_{ij} - \alpha_{0i} - \beta_{0j} - Z_{ij}^\top \eta_0$. The high-dimensional central limit theorems for $\hat{\alpha}$ and $\hat{\beta}$ are presented below.

Theorem 3. *Suppose that Conditions (C1)-(C8) hold, and there exist some constants $0 < \sigma_{\epsilon\mathcal{L}}^2 < \sigma_{\epsilon U}^2 < \infty$ such that $\sigma_{\epsilon\mathcal{L}}^2 < \mathbb{E}(\epsilon_{ij}^2) = \sigma_\epsilon^2 < \sigma_{\epsilon U}^2$ for all $i \neq j \in [n]$. If*

$$\frac{(\kappa + q_n)^2}{\phi m^2} \left[\sqrt{\frac{\log^5(n)}{nh^{2p_1+2}}} + \sqrt{n \log(n) h^r} \right] = o(1), \quad (4.2)$$

then we have

$$\sup_{x \in \mathbb{R}^{M_{1\alpha}}} \left| \mathbb{P}(\sqrt{n-1} \mathcal{L}_{1\alpha}(\hat{\alpha} - \alpha_0) \leq x) - \mathbb{P}(\mathcal{L}_1^\alpha G_1 \leq x) \right| = o(1)$$

and

$$\sup_{x \in \mathbb{R}^{M_{1\beta}}} \left| \mathbb{P}(\sqrt{n-1} \mathcal{L}_{1\beta}(\hat{\beta} - \beta_0) \leq x) - \mathbb{P}(\mathcal{L}_1^\beta G_1 \leq x) \right| = o(1),$$

where $G_1 \sim \mathcal{N}_{2n-1}(0, (n-1)\sigma_\epsilon^2 V^{-1})$, $\mathcal{L}_1^\alpha = (\mathcal{L}_{1\alpha}, 0_{M_{1\alpha} \times (n-1)})$ and $\mathcal{L}_1^\beta = (0_{M_{1\beta} \times n}, \mathcal{L}_{1\beta})$. Here, $0_{b_1 \times b_2}$ denotes a $b_1 \times b_2$ zero matrix.

When κ , q_n , ϕ and m are constants, (4.2) indicates that the bandwidth h must satisfy the conditions $nh^{2(p_1+1)}/\log^2(n) \rightarrow \infty$ and $n \log(n) h^{2r} \rightarrow 0$ as $n \rightarrow \infty$. To fulfill this bandwidth condition, we can set $h = O(n^{-1/d})$ for some integer $d > 2(p_1 + 1)$, and choose r to be the smallest even integer such that $r \geq d - (p_1 + 1)$. For example, when $p_1 = 2$, we can set $d = 7$ and $r = 4$. In practice, the bandwidth should be carefully chosen to balance the trade-off between the bias and variance of \hat{Y}_{ij} . To enhance the practicality of the proposed method, we develop a data-driven procedure for selecting the bandwidth h in Section 6.

Define $Q = (Q_1^\top, \dots, Q_n^\top)^\top$, where $Q_i = (Q_{i1}, \dots, Q_{i,i-1}, Q_{i,i+1}, \dots, Q_{in})^\top$ and $Q_{ij} = Y_{ij} - \mathbb{E}(Y_{ij} | X_{ij1}, Z_{ij})$.

Theorem 4. *Suppose that Conditions (C1)-(C8) hold, and there exist some constants $0 < \sigma_{QL}^2 < \sigma_{QU}^2 < \infty$ such that $\sigma_{QL}^2 < \mathbb{E}(Q_{ij}^2) = \sigma_Q^2 < \sigma_{QU}^2$ for all $i \neq j \in [n]$. If*

$$\frac{(\kappa + q_n)^2}{\phi m^2} \left[\sqrt{\frac{\log^5(n)}{n^2 h^{2p_1+2}}} + \sqrt{n^2 \log n h^r} \right] = o(1), \quad (4.3)$$

then we have

$$\sup_{x \in \mathbb{R}^{M_2}} |\mathbb{P}(\sqrt{N} \mathcal{L}_2(\hat{\eta} - \eta_0) \leq x) - \mathbb{P}(\mathcal{L}_2 G_2 \leq x)| = o(1),$$

where $G_2 \sim \mathcal{N}_p(0, \sigma_Q^2 [\mathbb{E}(Z^\top DZ/N)]^{-1})$.

Remark 4. *Theorem 3 addresses a high-dimensional central limit theorem, while the asymptotic distribution presented in Yan et al. (2019) is developed specifically for a fixed-dimensional subvector of $\hat{\theta}$. The asymptotic distributions of the estimators for the degree parameters have not been established in Graham (2017). Furthermore, the central limit theorem for homophily parameters in both Graham (2017) and Yan et al. (2019) exhibits asymptotic bias due to the incidental parameter problem in likelihood inference (Neyman and Scott, 1948; Fernández-Val and Weidner, 2016). However, $\hat{\gamma}$ in current study is unbiased, owing to the projection technique.*

The variance of G_1 in Theorem 3 involves the inverse of $V = U^\top U$. An explicit expression for this is provided in (B.2) of the Supplementary Material. In addition, the variance of G_1 also incorporates the variance σ_ϵ^2 of ϵ_{ij} , which is unknown but can be estimated using $\hat{\sigma}_\epsilon^2 = N^{-1} \sum_{i=1}^n \sum_{j \neq i}^n \hat{\epsilon}_{ij}^2$. Here, $\hat{\epsilon}_{ij} = \hat{Y}_{ij} - \hat{\alpha}_i - \hat{\beta}_j - Z_{ij}^\top \hat{\eta}$.

We now estimate the unknown parameter σ_Q^2 in the covariance matrix of G_2 . We consider the following estimator: $\hat{\sigma}_Q^2 = N^{-1} \sum_{i=1}^n \sum_{j \neq i}^n \hat{Q}_{ij}^2$, where $\hat{Q}_{ij} = \hat{Y}_{ij} - \hat{\mathbb{E}}(Y_{ij}|X_{ij1}, Z_{ij})$. Here, $\hat{\mathbb{E}}(Y_{ij}|X_{ij1}, Z_{ij})$ is a nonparametric estimator of $\mathbb{E}(Y_{ij}|X_{ij1}, Z_{ij})$. We adopt the Nadaraya-Watson type estimator, which is defined as follows:

$$\hat{\mathbb{E}}(Y_{ij}|X_{ij1} = x, \tilde{Z}_{ij1} = z_1, \tilde{Z}_{ij2} = z_2) = \frac{\sum_{1 \leq i \neq j \leq n} \hat{Y}_{ij} \mathcal{K}_{xz,h}(X_{ij1} - x, \tilde{Z}_{ij1} - z_1) \mathbb{I}(\tilde{Z}_{ij2} = z_2)}{\sum_{1 \leq i \neq j \leq n} \mathcal{K}_{xz,h}(X_{ij1} - x, \tilde{Z}_{ij1} - z_1) \mathbb{I}(\tilde{Z}_{ij2} = z_2)}.$$

Here, \tilde{Z}_{ij1} and \tilde{Z}_{ij2} are defined in Section 3.

The consistency of the Gaussian approximation when replacing $\mathbb{E}(Y_{ij}|X_{ij1}, Z_{ij})$ with $\widehat{\mathbb{E}}(Y_{ij}|X_{ij1}, Z_{ij})$ is established in the following theorem.

Theorem 5. *If the conditions in Theorem 3 hold, then we have*

$$\sup_{x \in \mathbb{R}^{M_{1\alpha}}} |\mathbb{P}(\sqrt{n-1}\mathcal{L}_{1\alpha}(\widehat{\alpha} - \alpha_0) \leq x) - \mathbb{P}(\mathcal{L}_1^\alpha \widehat{G}_1 \leq x)| = o(1)$$

$$\text{and} \quad \sup_{x \in \mathbb{R}^{M_{1\beta}}} |\mathbb{P}(\sqrt{n-1}\mathcal{L}_{1\beta}(\widehat{\beta} - \beta_0) \leq x) - \mathbb{P}(\mathcal{L}_1^\beta \widehat{G}_1 \leq x)| = o(1),$$

where $\widehat{G}_1 \sim \mathcal{N}_{2n-1}(0, (n-1)\widehat{\sigma}_\epsilon^2 V^{-1})$. In addition, if the conditions in Theorem 4 hold, then we have

$$\sup_{x \in \mathbb{R}^{M_2}} |\mathbb{P}(\sqrt{N}\mathcal{L}_2(\widehat{\eta} - \eta_0) \leq x) - \mathbb{P}(\mathcal{L}_2 \widehat{G}_2 \leq x)| = o(1),$$

where $\widehat{G}_2 \sim \mathcal{N}_p(0, \widehat{\sigma}_Q^2 (Z^\top DZ/N)^{-1})$.

Remark 5. *The above theorem can be used to construct confidence intervals for the parameters α_{0i} , β_{0i} and η_0 . For example, if we set $\mathcal{L}_{1\alpha} = \tilde{e}_i$ ($i \in [n]$) and $M_{1\alpha} = 1$, then we have $\sup_{x \in \mathbb{R}} |\mathbb{P}(\sqrt{n-1}(\widehat{\alpha}_i - \alpha_{0i}) \leq x) - \mathbb{P}(\widehat{G}_{1i} \leq x)| \rightarrow 0$ by Theorem 5, where \widehat{G}_{1i} represents the i th element of \widehat{G}_1 . Let $z_{i,1-\nu/2}$ denote the upper $(\nu/2)$ -quantile of the distribution \widehat{G}_{1i} . We can then construct the pointwise $(1-\nu)$ confidence interval for each α_{0i} as $[\widehat{\alpha}_i - z_{i,1-\nu/2}/\sqrt{n-1}, \widehat{\alpha}_i + z_{i,1-\nu/2}/\sqrt{n-1}]$. In addition, if we are interested in constructing confidence intervals for the difference $(\alpha_{0i} - \alpha_{0j})$ for any pair (i, j) , we can set $\mathcal{L}_{1\alpha} = \tilde{e}_{ij}$ ($1 \leq i \neq j \leq n$) and $M_{1\alpha} = 1$. Theorem 5 implies that $\sup_{x \in \mathbb{R}} |\mathbb{P}(\sqrt{n-1}[\widehat{\alpha}_i - \widehat{\alpha}_j - (\alpha_{0i} - \alpha_{0j})] \leq x) - \mathbb{P}(\widehat{G}_{1i} - \widehat{G}_{1j} \leq x)| \rightarrow 0$. Let $z_{ij,1-\nu/2}$ be the upper $(\nu/2)$ -quantile of the distribution $(\widehat{G}_{1i} - \widehat{G}_{1j})$. Then, the pairwise confidence interval for $(\alpha_{0i} - \alpha_{0j})$ is defined as $[\widehat{\alpha}_i - \widehat{\alpha}_j - z_{ij,1-\nu/2}/\sqrt{n-1}, \widehat{\alpha}_i - \widehat{\alpha}_j + z_{ij,1-\nu/2}/\sqrt{n-1}]$. Similarly, we can obtain the confidence intervals for β_{0i} and for the difference $(\beta_{0i} - \beta_{0j})$ by setting $\mathcal{L}_{1\beta} = \tilde{e}_{n+i}$ and $\mathcal{L}_{1\beta} = \tilde{e}_{n+i, n+j}$, respectively.*

5 Applications

This section presents several concrete applications of Theorem 5. Specifically, we consider the following applications: (i) testing for sparse signals; (ii) support recovery and (iii) testing the

existence of the degree heterogeneity.

5.1 Testing for sparse signals

In this section, we focus on testing the following hypotheses:

$$H_{0\alpha,S} : \alpha_{0i} = 0 \text{ for all } i \in [n] \quad \text{versus} \quad H_{1\alpha,S} : \alpha_{0i} \neq 0 \text{ for some } i \in [n];$$

$$H_{0\beta,S} : \beta_{0i} = 0 \text{ for all } i \in [n-1] \quad \text{versus} \quad H_{1\beta,S} : \beta_{0i} \neq 0 \text{ for some } i \in [n-1].$$

Let $\widehat{\zeta}_i$ denote the i th diagonal element of $(n-1)\widehat{\sigma}_\epsilon^2 V^{-1}$. To test $H_{0\alpha,S}$, the matrix $\mathcal{L}_{1\alpha}$ is given by $\mathcal{L}_{1\alpha,S} = \text{diag}\{1/\widehat{\zeta}_1^{1/2}, \dots, 1/\widehat{\zeta}_n^{1/2}\}$ with $M_{1\alpha} = n$. Under $H_{0\alpha}$, we have $\mathcal{L}_{1\alpha,S}(\widehat{\alpha} - \alpha_0) = (\widehat{\alpha}_1/\widehat{\zeta}_1^{1/2}, \dots, \widehat{\alpha}_n/\widehat{\zeta}_n^{1/2})^\top$. To test $H_{0\beta,S}$, we define $\mathcal{L}_{1\beta}$ as $\mathcal{L}_{1\beta,S} = \text{diag}\{1/\widehat{\zeta}_{n+1}^{1/2}, \dots, 1/\widehat{\zeta}_{2n-1}^{1/2}\}$ with $M_{1\beta} = n-1$. Under $H_{0\beta,S}$, we obtain $\mathcal{L}_{1\beta}(\widehat{\beta} - \beta_0) = (\widehat{\beta}_1/\widehat{\zeta}_{n+1}^{1/2}, \dots, \widehat{\beta}_{n-1}/\widehat{\zeta}_{2n-1}^{1/2})^\top$.

We consider the following test statistics for $H_{0\alpha,S}$ and $H_{0\beta,S}$, respectively:

$$\mathcal{T}_{\alpha,S} = \max_{1 \leq i \leq n} \sqrt{n-1} |\widehat{\alpha}_i| / \widehat{\zeta}_i^{1/2} \quad \text{and} \quad \mathcal{T}_{\beta,S} = \max_{1 \leq i \leq n-1} \sqrt{n-1} |\widehat{\beta}_i| / \widehat{\zeta}_{n+i}^{1/2}.$$

The test statistics $\mathcal{T}_{\alpha,S}$ and $\mathcal{T}_{\beta,S}$ are close to zero under the null hypotheses $H_{0\alpha}$ and $H_{0\beta,S}$. Consequently, we reject $H_{0\alpha,S}$ if $\mathcal{T}_\alpha > c_{\alpha,S}(\nu)$, and reject $H_{0\beta}$ if $\mathcal{T}_\beta > c_{\beta,S}(\nu)$, where $c_{\alpha,S}(\nu)$ and $c_{\beta,S}(\nu)$ are the critical values. Based on Theorem 5, we employ a resampling method to obtain these critical values. Specifically, we repeatedly generate normal random samples from \widehat{G}_1 and derive $c_{\alpha,S}(\nu)$ and $c_{\beta,S}(\nu)$ using the empirical distributions of $\|\mathcal{L}_{1S}^\alpha \widehat{G}_1\|_\infty$ and $\|\mathcal{L}_{1S}^\beta \widehat{G}_1\|_\infty$, where $\mathcal{L}_{1S}^\alpha = (\mathcal{L}_{1\alpha,S}, 0_{M_{1\alpha} \times (n-1)})$ and $\mathcal{L}_{1S}^\beta = (0_{M_{1\beta} \times n}, \mathcal{L}_{1\beta,S})$. By Theorem 5, we conclude that the proposed test is asymptotically of level ν .

We now examine the asymptotic power analysis of the aforementioned procedure. To do this, we define the separation sets as follows: $\mathcal{U}_{\alpha,S}(c) = \{\alpha = (\alpha_1, \dots, \alpha_n)^\top : \max_{i \in [n]} |\alpha_{0i}| / \zeta_i^{1/2} > c\sqrt{\log(n)/(n-1)}\}$ and $\mathcal{U}_{\beta,S}(c) = \{\beta = (\beta_1, \dots, \beta_{n-1}, 0)^\top : \max_{i \in [n-1]} |\beta_{0i}| / \zeta_{n+i}^{1/2} > c\sqrt{\log(n-1)/(n-1)}\}$, where ζ_i is the i th element of $(n-1)\sigma_\epsilon^2 V^{-1}$.

Proposition 1. *Under the conditions in Theorem 5, we have for any $\lambda_0 > 0$,*

$$\inf_{\alpha_0 \in \mathcal{U}_{\alpha,S}(\sqrt{2} + \lambda_0)} \mathbb{P}\left(\max_{i \in [n]} \sqrt{n-1} |\widehat{\alpha}_i| / \widehat{\zeta}_i^{1/2} > c_{\alpha,S}(\nu)\right) \rightarrow 1,$$

and

$$\inf_{\beta_0 \in \mathcal{U}_{\beta,S}(\sqrt{2} + \lambda_0)} \mathbb{P}\left(\max_{i \in [n-1]} \sqrt{n-1} |\widehat{\beta}_i| / \widehat{\zeta}_{n+i}^{1/2} > c_{\beta,S}(\nu)\right) \rightarrow 1 \text{ as } n \rightarrow \infty.$$

Proposition 1 indicates that the proposed test can be triggered even when only a single entry of α exceeds the threshold of $(\sqrt{2} + \lambda_0) \sqrt{\log(n)/(n-1)}$. Consequently, the proposed test demonstrates sensitivity in detecting sparse alternatives.

5.2 Support recovery

Denote $\mathcal{S}_{0\alpha} = \{j \in [n] : \alpha_{0j} \neq 0\}$ and $\mathcal{S}_{0\beta} = \{j \in [n-1] : \beta_{0j} \neq 0\}$ as the supports of α_0 and β_0 , respectively. Let $s_{0\alpha} = |\mathcal{S}_{0\alpha}|$ and $s_{0\beta} = |\mathcal{S}_{0\beta}|$. When the null hypothesis $H_{0\alpha,S}$ and $H_{0\beta,S}$ are rejected, recovering the supports $\mathcal{S}_{0\alpha}$ and $\mathcal{S}_{0\beta}$ is of great interest in practice. Our support recovery procedure employs a proper threshold t defined in the sets:

$$\widehat{\mathcal{S}}_{\alpha}(t) = \left\{ i \in [n] : |\widehat{\alpha}_i| > \sqrt{t \widehat{\zeta}_i \log(n)/(n-1)} \right\}$$

and

$$\widehat{\mathcal{S}}_{\beta}(t) = \left\{ i \in [n-1] : |\widehat{\beta}_i| > \sqrt{t \widehat{\zeta}_{n+i} \log(n-1)/(n-1)} \right\}.$$

This strategy is widely utilized for recovering sparse signals in high-dimensional data contexts, and it is also referenced in Shao et al. (2024) for the analysis of undirected network data. In Proposition 2, we demonstrate that the aforementioned support recovery procedure is consistent when the threshold value is set to $t = 2$. To this end, we define $\mathcal{G}_{\alpha}(t_0) = \{\alpha : \min_{i \in \mathcal{S}_{0\alpha}} |\alpha_i| / \zeta_i^{1/2} > t_0 \sqrt{\log(n)/(n-1)}\}$ and $\mathcal{G}_{\beta}(t_0) = \{\beta : \min_{i \in \mathcal{S}_{0\beta}} |\beta_i| / \zeta_{n+i}^{1/2} > t_0 \sqrt{\log(n-1)/(n-1)}\}$. Let $\mathcal{G}_{\alpha}^* = \{\alpha : \sum_{i=1}^n \mathbb{I}\{\alpha_i \neq 0\} = s_{0\alpha}\}$ and $\mathcal{G}_{\beta}^* = \{\beta : \sum_{i=1}^{n-1} \mathbb{I}\{\beta_i \neq 0\} = s_{0\beta}\}$ denote the classes of $s_{0\alpha}$ -sparse and $s_{0\beta}$ -sparse vectors, respectively.

Proposition 2. *Under the conditions in Theorem 5, we have*

$$\inf_{\alpha \in \mathcal{G}_{\alpha}(2\sqrt{2})} \mathbb{P}(\widehat{\mathcal{S}}_{\alpha}(2) = \mathcal{S}_{0\alpha}) \rightarrow 1 \quad \text{and} \quad \inf_{\beta \in \mathcal{G}_{\beta}(2\sqrt{2})} \mathbb{P}(\widehat{\mathcal{S}}_{\beta}(2) = \mathcal{S}_{0\beta}) \rightarrow 1 \text{ as } n \rightarrow \infty.$$

Moreover, if $s_{0\alpha} = o(n)$ and $s_{0\beta} = o(n)$, then for any $0 < t < 2$,

$$\sup_{\alpha \in \mathcal{G}_\alpha^*} \mathbb{P}(\widehat{\mathcal{S}}_\alpha(t) = \mathcal{S}_{0\alpha}) \rightarrow 0 \quad \text{and} \quad \sup_{\beta \in \mathcal{G}_\beta^*} \mathbb{P}(\widehat{\mathcal{S}}_\beta(t) = \mathcal{S}_{0\beta}) \rightarrow 0 \quad \text{as } n \rightarrow \infty.$$

The first part of Proposition 2 shows that with a probability approaching 1, $\widehat{\mathcal{S}}_\alpha(2)$ and $\widehat{\mathcal{S}}_\beta(2)$ can accurately recover the supports $\mathcal{S}_{0\alpha}$ and $\mathcal{S}_{0\beta}$ uniformly over the collections $\mathcal{G}_\alpha(2\sqrt{2})$ and $\mathcal{G}_\beta(2\sqrt{2})$, respectively. The second part of Proposition 2 states the optimality of the threshold parameter $t = 2$. In other words, if the threshold parameter t is set below 2, some zero entries of α_0 and β_0 will be retained in $\widehat{\mathcal{S}}_\alpha(t)$ and $\widehat{\mathcal{S}}_\beta(t)$, leading to an overfitting phenomenon.

5.3 Testing for degree heterogeneity

Degree heterogeneity is an important feature of real-world networks. However, it is not always clear whether a subnetwork exhibits degree heterogeneity or not. Therefore, we consider the following hypotheses:

$$H_{0\alpha,D} : \alpha_{0i} = \alpha_{0j} \quad \text{for all } i, j \in \mathcal{G}_1 \quad \text{versus} \quad H_{1\alpha,D} : \alpha_{0i} \neq \alpha_{0j} \quad \text{for some } i, j \in \mathcal{G}_1;$$

$$H_{0\beta,D} : \beta_{0i} = \beta_{0,j} \quad \text{for all } i, j \in \mathcal{G}_2 \quad \text{versus} \quad H_{1\beta,D} : \beta_{0i} \neq \beta_{0,i+1} \quad \text{for some } i \in \mathcal{G}_2,$$

where \mathcal{G}_1 and \mathcal{G}_2 are prespecified subsets of $[n]$ and $[n-1]$, respectively. Under $H_{0\alpha,D}$, the observed subnetwork does not exhibit out-degree heterogeneity, while under $H_{0\beta,D}$, it does not display in-degree heterogeneity. To test $H_{0\alpha,D}$ and $H_{0\beta,D}$, we apply the following test statistics:

$$\widetilde{\mathcal{T}}_{\alpha,D} = \max_{i < j \in \mathcal{G}_1} \sqrt{n-1} |\widehat{\alpha}_i - \widehat{\alpha}_j| / \widehat{\zeta}_{ij,D}^{1/2} \quad \text{and} \quad \widetilde{\mathcal{T}}_{\beta,D} = \max_{i < j \in \mathcal{G}_2} \sqrt{n-1} |\widehat{\beta}_i - \widehat{\beta}_j| / \widehat{\zeta}_{n+i,n+j,D}^{1/2},$$

where $\widehat{\zeta}_{ij,D} = e_{ij}[(n-1)\widehat{\sigma}_\epsilon^2 V^{-1}]e_{ij}^\top$ and $e_{ij} = e_i - e_j$. However, the tests $\widetilde{\mathcal{T}}_{\alpha,D}$ and $\widetilde{\mathcal{T}}_{\beta,D}$ are computationally intensive. To overcome this issue, we propose a simpler test for the null hypotheses. Specifically, define $\mathcal{L}_{1\alpha} = \mathcal{L}_{1\alpha,D}$ and $\mathcal{L}_{1\beta} = \mathcal{L}_{1\beta,D}$, where the i th row of $\mathcal{L}_{1\alpha,D}$ for $i \in [n-1]$ and $\mathcal{L}_{1\beta,D}$ for $i \in [n-2]$ is $\widetilde{e}_i - \widetilde{e}_{i+1}$. Then, we have $\mathcal{L}_{1\alpha,D}(\widehat{\alpha} - \alpha_0) = (\widehat{\alpha}_1 - \widehat{\alpha}_2, \dots, \widehat{\alpha}_{n-1} - \widehat{\alpha}_n)^\top$ under $H_{0\alpha,D}$, and $\mathcal{L}_{1\beta,D}(\widehat{\beta} - \beta_0) = (\widehat{\beta}_1 - \widehat{\beta}_2, \dots, \widehat{\beta}_{n-2} - \widehat{\beta}_{n-1})^\top$ under $H_{0\beta,D}$. Furthermore, we define

$$\mathcal{T}_{\alpha,D} = \max_{i \in \mathcal{G}_1} \sqrt{n-1} |\widehat{\alpha}_i - \widehat{\alpha}_{i+1}| / \widehat{\zeta}_{i,D}^{1/2} \quad \text{and} \quad \mathcal{T}_{\beta,D} = \max_{i \in \mathcal{G}_2} \sqrt{n-1} |\widehat{\beta}_i - \widehat{\beta}_{i+1}| / \widehat{\zeta}_{n+i,D}^{1/2},$$

where $\widehat{\zeta}_{i,D} = e_{i,i+1}[(n-1)\widehat{\sigma}^2 V^{-1}]e_{i,i+1}^\top$.

Based on $\mathcal{T}_{\alpha,D}$ and $\mathcal{T}_{\beta,D}$, the proposed tests are defined as follows. First, we rearrange the indices of the nodes and recalculate the tests $\mathcal{T}_{\alpha,D}$ and $\mathcal{T}_{\beta,D}$. This procedure is then repeated \widetilde{M} times, where \widetilde{M} is a prespecified constant. Finally, we obtain the tests $\mathcal{T}_{\alpha,D}(\widetilde{M})$ and $\mathcal{T}_{\beta,D}(\widetilde{M})$ using

$$\mathcal{T}_{\alpha,D}(\widetilde{M}) = \max_{1 \leq s \leq \widetilde{M}} \mathcal{T}_{\alpha,D}^s \quad \text{and} \quad \mathcal{T}_{\beta,D}(\widetilde{M}) = \max_{1 \leq s \leq \widetilde{M}} \mathcal{T}_{\beta,D}^s,$$

where $\mathcal{T}_{\alpha,D}^s$ and $\mathcal{T}_{\beta,D}^s$ denote the tests $\mathcal{T}_{\alpha,D}$ and $\mathcal{T}_{\beta,D}$ calculated at the s th replication, respectively.

It can be observed that $\mathcal{T}_{\alpha,D}(\widetilde{M})$ and $\mathcal{T}_{\beta,D}(\widetilde{M})$ approach zero under the null hypotheses $H_{0\alpha,D}$ and $H_{0\beta,D}$, respectively. Therefore, we reject $H_{0\alpha,D}$ if $\mathcal{T}_{\alpha,D}(\widetilde{M}) > c_{\alpha,D}(v)$ and reject $H_{0\beta,D}$ if $\mathcal{T}_{\beta,D}(\widetilde{M}) > c_{\beta,D}(v)$, where $c_{\alpha,D}(v)$ and $c_{\beta,D}(v)$ are the critical values. In practice, $c_{\alpha,D}(v)$ and $c_{\beta,D}(v)$ can be obtained using a resampling method discussed in Section 5.1.

Remark 6. *It is worth noting that the tests $\mathcal{T}_{\alpha,D}(\widetilde{M})$ and $\mathcal{T}_{\beta,D}(\widetilde{M})$ may exhibit reduced power compared to $\widetilde{\mathcal{T}}_{\alpha,D}$ and $\widetilde{\mathcal{T}}_{\beta,D}$. However, our simulation studies indicate that the tests $\mathcal{T}_{\alpha,D}(\widetilde{M})$ and $\mathcal{T}_{\beta,D}(\widetilde{M})$ with $\widetilde{M} = 3$ can be comparable to $\widetilde{\mathcal{T}}_{\alpha,D}$ and $\widetilde{\mathcal{T}}_{\beta,D}$. A more detailed comparison of these tests is provided in Section 6.3.*

6 Numerical studies

It is well known that bandwidth significantly impacts the finite sample performance of kernel smoothing methods. Inspired by Lewbel (1998), we propose a bandwidth selection procedure that has proven effective in our simulation studies. Specifically, let δ be an arbitrarily chosen constant. By Theorem 1, we can demonstrate that $\delta = \mathbb{E}\{[\mathbb{I}(X_{1ij} + \delta > 0) - \mathbb{I}(X_{1ij} > 0)]/f(X_{1ij}|Z_{ij})\}$. Define $\widehat{\delta}(h) = N^{-1} \sum_{1 \leq i \neq j \leq n} [\mathbb{I}(X_{1ij} + \delta > 0) - \mathbb{I}(X_{1ij} > 0)]/\widehat{f}(X_{1ij}|Z_{ij})$. We can then obtain an estimate of h as $\widehat{h} = \arg \min_h \sum_{i=1}^{M_0} (\delta_i - \widehat{\delta}_i(h))^2$, where δ_i ($1 \leq i \leq M_0$) are prespecified grid points on the interval $(0, 1]$, and M_0 is a prespecified integer. In subsequent simulation studies, we set $\delta_i = i/M_0$ and $M_0 = 10$ for the bandwidth selection procedure. Next, we describe the kernel function utilized in our study. We employ the biweight product kernel for parameter estimation, defined as follows:

$\mathcal{K}_z(z_1, \dots, z_{p_1}) = \prod_{l=1}^{p_1} (15/16)(1 - z_l^2)^2 \mathbb{I}(|z_l| \leq 1)$. A similar biweight product kernel is utilized for $\mathcal{K}_{xz}(x, z)$. The rationale for this choice is its computational efficiency and generally favorable performance (see e.g., Härdle et al., 1992).

6.1 Evaluating asymptotic properties

In this section, we conduct simulation studies to assess the finite sample performance of the proposed method. The covariates Z_{ij} ($1 \leq i \neq j \leq n$) are independently generated from a bivariate normal distribution with mean 0 and covariance matrix $\Sigma \in \mathbb{R}^{2 \times 2}$. Denote $\tilde{\sigma}_{ij}$ as the (i, j) th entry of Σ . Here, we set $\tilde{\sigma}_{11} = \tilde{\sigma}_{22} = 1$ and $\tilde{\sigma}_{12} = \tilde{\sigma}_{21} = 0.25$. We then generate X_{ij1} using $X_{ij1} = Z_{ij}^\top b + \mathcal{E}_{ij}$, where $b = (0.5, -0.5)^\top$ and \mathcal{E}_{ij} ($1 \leq i \neq j \leq n$) are independently drawn from the standard normal distribution. For each $i \in [n]$, the parameter α_{0i} is defined as $\alpha_{0i} = -0.25 \log(n) + (i - 1)[0.25 \log(n) + \rho_1 \log(n)] / (n - 1)$, where ρ_1 is a parameter that controls network sparsity. We set $\beta_{0i} = \alpha_{0i}$ for $i \in [n - 1]$ and $\beta_{0n} = 0$ to ensure the identification of model (2.1). The parameter $\eta_0 = (\eta_{01}, \eta_{02})^\top = (-0.5, 0.5)^\top$. For the noises ε_{ij} ($1 \leq i \neq j \leq n$), we consider the following three scenarios: (i) ε_{ij} are independently generated from the standard normal distribution $\mathcal{N}_1(0, 1)$; (ii) ε_{ij} are independently generated from a logistic distribution with the cumulative distribution function given by $[1 + \exp\{-(x - \mu)/\nu\}]^{-1}$. Here, we set $\mu = 0$ and $\nu = 1/2$, denoted by $\text{Logistic}(0, 1/2)$; and (iii) ε_{ij} are independently generated from $\mathcal{N}_1(-0.3, 0.91)$ with a probability of 0.75 and from $\mathcal{N}_1(0.9, 0.19)$ with a probability of 0.25, denoted as MNorm_1 . The first case corresponds to the probit regression model, while the second case corresponds to a generalized logistic regression model. The last case is a mixture of normal distributions with the overall mixture having a mean of zero and a variance of one, which is designed to yield a distribution that is both skewed and bimodal. We set $n = 50$ and 100. For each configuration, we replicate 1000 simulations.

The value of $z_{1-\nu/2}$ is obtained using 10000 bootstrap iterations. The results for α_{0j} ($j = 1, n/2, n$), $\alpha_{n/5, 4n/5}$, $\alpha_{n/2, n/2+1}$ and η_0 are presented in Tables 1 and 2. Here, $\alpha_{i,j} = \alpha_{0i} - \alpha_{0j}$.

The results for $\widehat{\beta}$ are similar to those of $\widehat{\alpha}$, which are omitted here to save space. Tables 1 and 2 report the bias (Bias), defined as the difference between the sample means of the proposed estimates and the true values, the standard deviations (SDs) characterizing sample variations over 1000 simulations, and the 95% empirical coverage probability (CP). We see that the proposed estimators are nearly unbiased and the SDs decrease as the sample size increases. The 95% empirical coverage probabilities are reasonable. Figure S4 in the Supplementary Material further presents the histogram of the standardized $\widehat{\alpha}_{n/2}$, which indicates that the distribution of the standardized estimators can be closely approximated by the standard normal distribution. The results for the other estimators are similar and are therefore not presented here. Additionally, we find that the performance of the proposed method is comparable across the different distributions for ε_{ij} . The primary reason is that in our simulation studies, q_n is approximately $0.5 \log(n)$, which leads to that the residuals $(Y_{ij} - \alpha_i - \beta_j - Z_{ij}^\top \eta)$ exhibit light-tailed behavior. Consequently, the least squares method generally performs well in this scenario.

We also compare the proposed method with Yan et al. (2019). They specified the standard logistic distribution for the noise with $\mu = 0$ and $v = 1$, denoted by Logistic(0,1). To ensure a fair comparison, when implementing the method developed in Yan et al. (2019), we constrain γ_{01} to 1 while allowing η_0 to remain free. Additionally, we utilize the bias-corrected formula for η_0 . Note that although we specify a logistic model in case (ii), the parameter v is set to 1/2. Therefore, under the setting of case (ii), the model remains misspecified for Yan et al. (2019). The results are presented in Table 3. We observe the following: (1) When the noise distribution deviates from the standard logistic distribution, the bias of our estimator approaches zero, whereas the bias in their estimator for degree parameters is not negligible; (2) When the standard logistic distribution is correctly specified, their method is better than ours, even though both methods consistently estimate the unknown parameters; (3) Their estimator for η_0 seems unbiased under the constraint $\gamma_{01} = 1$, even when the noise distribution is misspecified.

Table 1: The results of bias, standard deviation (SD) and 95% empirical coverage probability (CP) of the estimators with $n = 50$.

ε_{ij}		$\rho_1 = 0$			$\rho_1 = 0.1$			$\rho_1 = 0.2$		
		Bias	SD	CP(%)	Bias	SD	CP(%)	Bias	SD	CP(%)
$\mathcal{N}_1(0, 1)$	α_{01}	0.089	0.448	94.0	0.096	0.446	93.0	0.076	0.418	93.7
	$\alpha_{0\frac{n}{2}}$	0.014	0.416	95.2	-0.010	0.396	95.2	0.011	0.384	94.8
	α_{0n}	-0.015	0.375	97.3	-0.040	0.377	95.2	-0.048	0.388	94.2
	$\alpha_{\frac{n}{5}, \frac{4n}{5}}$	0.085	0.461	94.1	0.086	0.433	93.3	0.097	0.441	91.9
	$\alpha_{\frac{n}{2}, \frac{n}{2}+1}$	-0.014	0.450	94.1	-0.015	0.426	93.1	0.019	0.390	94.1
	η_{01}	-0.003	0.038	93.8	0.007	0.038	94.0	0.006	0.038	93.6
	η_{02}	0.001	0.040	94.4	-0.004	0.038	93.6	-0.006	0.036	95.2
Logistic(0, 1/2)	α_{01}	0.092	0.420	92.9	0.045	0.443	91.5	0.056	0.395	92.5
	$\alpha_{0\frac{n}{2}}$	0.009	0.388	95.7	0.009	0.364	95.9	-0.004	0.364	95.1
	α_{0n}	-0.027	0.381	96.8	-0.018	0.343	96.1	-0.047	0.375	93.2
	$\alpha_{\frac{n}{5}, \frac{4n}{5}}$	0.095	0.425	94.0	0.039	0.431	93.0	0.084	0.412	92.5
	$\alpha_{\frac{n}{2}, \frac{n}{2}+1}$	-0.008	0.406	95.2	0.009	0.369	94.2	0.008	0.356	95.3
	η_{01}	0.001	0.039	93.3	0.005	0.036	93.5	0.010	0.034	95.1
	η_{02}	-0.001	0.037	93.7	-0.007	0.034	95.2	-0.009	0.035	95.1
Mnorm ₁	α_{01}	0.103	0.489	92.9	0.061	0.481	91.0	0.067	0.418	94.1
	$\alpha_{0\frac{n}{2}}$	0.023	0.424	95.4	0.008	0.395	95.5	-0.008	0.374	96.0
	α_{0n}	-0.015	0.402	96.0	-0.022	0.378	96.6	-0.050	0.417	92.8
	$\alpha_{\frac{n}{5}, \frac{4n}{5}}$	0.089	0.448	94.3	0.070	0.428	94.4	0.095	0.453	93.6
	$\alpha_{\frac{n}{2}, \frac{n}{2}+1}$	0.004	0.458	95.4	-0.003	0.402	94.9	-0.009	0.383	95.3
	η_{01}	-0.002	0.040	94.2	0.006	0.039	93.5	0.006	0.037	93.9
	η_{02}	0.001	0.039	94.1	-0.006	0.035	95.4	-0.005	0.036	96.2

Table 2: The results of bias, standard deviation (SD) and 95% empirical coverage probability (CP) of the estimators with $n = 100$.

ε_{ij}		$\rho_1 = 0$			$\rho_1 = 0.1$			$\rho_1 = 0.2$		
		Bias	SD	CP(%)	Bias	SD	CP(%)	Bias	SD	CP(%)
$\mathcal{N}_1(0, 1)$	α_{01}	0.094	0.412	93.6	0.102	0.359	93.0	0.074	0.359	92.9
	$\alpha_{0\frac{n}{2}}$	0.004	0.352	96.4	0.017	0.292	97.9	0.005	0.284	97.2
	α_{0n}	-0.038	0.303	98.3	-0.023	0.284	97.2	-0.051	0.295	95.8
	$\alpha_{\frac{n}{5}, \frac{4n}{5}}$	0.080	0.432	93.6	0.086	0.364	92.5	0.069	0.360	91.7
	$\alpha_{\frac{n}{2}, \frac{n}{2}+1}$	0.002	0.414	94.6	0.060	0.381	93.1	0.057	0.339	94.1
	η_{01}	-0.010	0.023	92.2	-0.001	0.022	93.4	-0.001	0.021	96.1
	η_{02}	0.011	0.023	92.2	0.000	0.022	94.5	-0.001	0.020	96.1
Logistic(0, 1/2)	α_{01}	0.094	0.401	93.1	0.067	0.346	93.1	0.073	0.332	93.9
	$\alpha_{0\frac{n}{2}}$	0.003	0.327	97.1	-0.002	0.289	97.4	0.004	0.278	96.5
	α_{0n}	-0.028	0.284	98.3	-0.020	0.264	97.3	-0.038	0.272	96.5
	$\alpha_{\frac{n}{5}, \frac{4n}{5}}$	0.092	0.401	92.6	0.056	0.358	91.7	0.058	0.323	92.0
	$\alpha_{\frac{n}{2}, \frac{n}{2}+1}$	0.066	0.384	94.1	0.054	0.369	92.7	0.059	0.312	94.5
	η_{01}	-0.008	0.022	91.8	0.000	0.020	96.0	0.002	0.019	95.8
	η_{02}	0.008	0.022	93.2	0.000	0.020	95.6	-0.002	0.019	96.1
Mnorm ₁	α_{01}	0.089	0.461	93.7	0.102	0.402	90.5	0.102	0.380	92.4
	$\alpha_{0\frac{n}{2}}$	0.015	0.364	97.2	-0.001	0.305	96.5	0.004	0.291	97.2
	α_{0n}	-0.030	0.310	98.5	-0.035	0.282	97.6	-0.037	0.327	93.7
	$\alpha_{\frac{n}{5}, \frac{4n}{5}}$	0.074	0.394	94.7	0.093	0.353	93.0	0.064	0.367	91.8
	$\alpha_{\frac{n}{2}, \frac{n}{2}+1}$	0.001	0.402	94.4	0.064	0.377	93.2	0.051	0.325	93.3
	η_{01}	-0.007	0.024	93.9	0.000	0.022	94.0	-0.001	0.021	95.6
	η_{02}	0.008	0.023	93.1	0.001	0.021	95.8	0.000	0.020	95.9

Table 3: The comparison results of the bias of the estimators obtained by our method and Yan et al. (2019)'s method with $n = 100$.

ρ_1		$\mathcal{N}_1(0, 1)$		Logistic(0, 1/2)		MNorm ₁		Logistic(0, 1)	
		Ours	Yan et al.	Ours	Yan et al.	Ours	Yan et al.	Ours	Yan et al.
0	α_{01}	0.094	-0.501	0.094	-0.626	0.089	-1.094	0.105	-0.007
	α_{0n}	-0.038	0.029	-0.028	0.006	-0.030	0.041	-0.058	-0.009
	$\alpha_{\frac{n}{5}, \frac{4n}{5}}$	0.080	-0.330	0.092	-0.367	0.074	-0.664	0.098	-0.027
	$\alpha_{\frac{n}{2}, \frac{n}{2}+1}$	0.001	-0.272	0.066	-0.308	0.001	-0.532	-0.043	-0.009
	η_{01}	-0.010	0.001	-0.008	-0.001	-0.007	-0.001	-0.039	-0.001
	η_{02}	0.011	0.001	0.008	0.000	0.008	0.001	0.037	0.001
0.1	α_{01}	0.102	-0.497	0.067	-0.601	0.102	-1.021	0.096	-0.013
	α_{0n}	-0.023	0.192	-0.020	0.223	-0.035	0.383	0.077	0.024
	$\alpha_{\frac{n}{5}, \frac{4n}{5}}$	0.086	-0.381	0.056	-0.482	0.093	-0.802	0.092	-0.039
	$\alpha_{\frac{n}{2}, \frac{n}{2}+1}$	0.060	-0.335	0.054	-0.394	0.064	-0.653	-0.017	-0.039
	η_{01}	-0.001	0.000	0.000	0.000	0.000	0.000	-0.034	0.001
	η_{02}	0.000	-0.002	0.000	0.000	0.001	0.000	0.031	0.001

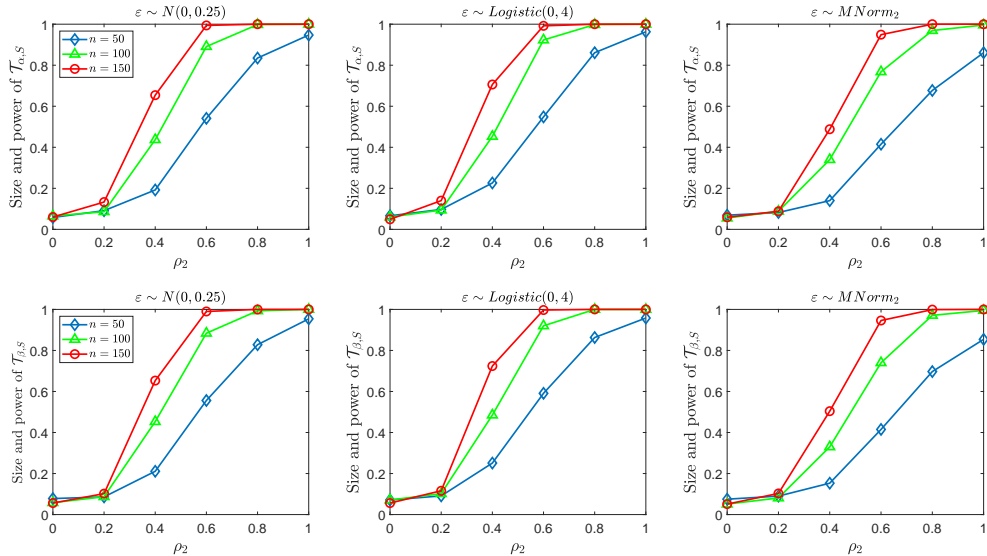


Figure 2: Empirical size and power of $\mathcal{T}_{\alpha,S}$ and $\mathcal{T}_{\beta,S}$.

6.2 Testing for sparse signal

In this section, we evaluate the finite sample performance of $\mathcal{T}_{\alpha,S}$ and $\mathcal{T}_{\beta,S}$ in testing for sparse signals. To do that, we set $\alpha_{0i} = -2i/n$ if $i \in [\rho_2 n]$ and $\alpha_{0i} = 0$ otherwise. For simplicity, we set $\beta_{0i} = \alpha_{0i}$ for $i \in [n-1]$ and $\beta_{0n} = 0$. The parameter ρ_2 is chosen from the set $\{0, 0.2, 0.4, 0.6, 0.8, 1\}$. When $\rho_2 = 0$, the null hypotheses $H_{0\alpha,S}$ and $H_{0\beta,S}$ are valid. As ρ_2 increases from 0 to 1, the departures from the null hypotheses $H_{0\alpha,D}$ and $H_{0\beta,D}$ increase, while the density of the generated network decreases from 50% to 33%. The sample size is set to $n = 50, 100$ and 150. We take the significance level ν to be 0.05. The critical values are calculated using the bootstrap method with 10000 simulated realizations. For the noise term ε_{ij} , we consider the following three settings: (i) $\varepsilon_{ij} \sim \mathcal{N}_1(0, 0.25)$; (ii) $\varepsilon_{ij} \sim \text{Logistic}(0, 1/4)$ and (iii) ε_{ij} are independently generated from $\mathcal{N}_1(-0.3, 0.5)$ with a probability of 0.75 and from $\mathcal{N}_1(0.9, 0.5)$ with a probability of 0.25. The corresponding distribution is denoted by MNorm_2 . All other settings are consistent with those in Section 6.1.

Figure 2 shows the empirical size and power of the test statistics $\mathcal{T}_{\alpha,S}$ and $\mathcal{T}_{\beta,S}$ at the significance level of 0.05. We observe that the empirical sizes of the proposed tests are close to the nominal level of 0.05, and the tests exhibit reasonable power in detecting deviations from the null hypothesis. The powers of the tests increase as ρ_2 increases from 0.2 to 1. Additionally, the powers of the tests improve as the sample size n increases from 50 to 150.

Next, we evaluate the finite sample performance of the method developed for support recovery. For this, we set α_0 and β_0 as follows: $\alpha_0 = (-1, 2, -2, 1.5, -3, -1.5\mathbf{1}_d^\top, 0_{n-d-5}^\top)^\top$ and $\beta_0 = (0_5^\top, -1, 2, -2, 1.5, -3, -1.5\mathbf{1}_d^\top, 0_{n-d-10}^\top)^\top$, where $d = \lfloor n/15 \rfloor$. We set $n = 100$ and 150. To assess the accuracy of the support recovery, we adopt the following similarity measure (Cai et al., 2013): $\mathcal{M}(\widehat{\mathcal{S}}, \mathcal{S}_0) = |\widehat{\mathcal{S}} \cap \mathcal{S}_0| / \sqrt{|\widehat{\mathcal{S}}| |\mathcal{S}_0|}$, where $0 \leq \mathcal{M}(\widehat{\mathcal{S}}, \mathcal{S}_0) \leq 1$. A value of 0 indicates that the intersection of $\widehat{\mathcal{S}}$ and \mathcal{S}_0 is empty, while a value of 1 indicates exact recovery. The results are presented in Table 4, which summarizes the mean and the standard deviation of $\mathcal{M}(\widehat{\mathcal{S}}, \mathcal{S}_0)$, as

well as the counts of false positives (FP) and false negatives (FN) based on 1000 replications. We observe that $\mathcal{M}(\widehat{\mathcal{S}}_\alpha(2), \mathcal{S}_{0\alpha})$ tends to approach one as n increases. Furthermore, the values of false positives and false negative are relatively low and decrease as n increases.

Table 4: The mean and standard deviation (SD) of $\mathcal{M}(\widehat{\mathcal{S}}, \mathcal{S}_0)$, and the numbers of false positives (FP) and false negatives (FN).

ε_{ij}	n	α_0				β_0			
		Mean	SD	FP	FN	Mean	SD	FP	FN
$\mathcal{N}_1(0, 0.25)$	$n = 100$	0.978	0.057	0.229	0.281	0.977	0.056	0.264	0.264
	$n = 150$	0.989	0.051	0.207	0.129	0.986	0.056	0.230	0.108
Logistic(0,1/4)	$n = 100$	0.977	0.062	0.377	0.263	0.979	0.060	0.317	0.255
	$n = 150$	0.992	0.021	0.220	0.048	0.992	0.019	0.190	0.056
Mnorm ₂	$n = 100$	0.962	0.071	0.350	0.568	0.957	0.076	0.383	0.585
	$n = 150$	0.984	0.064	0.262	0.241	0.983	0.059	0.233	0.224

6.3 Testing for degree heterogeneity

In this section, we evaluate the finite sample performance of the tests $\mathcal{T}_{\alpha,D}(\widetilde{M})$ and $\mathcal{T}_{\beta,D}(\widetilde{M})$ for assessing the presence of degree heterogeneity. We consider $\mathcal{G}_1 = [n]$ and $\mathcal{G}_2 = [n - 1]$. Let $\alpha_{0i} = -\rho_3 i/n$ for $i \in [n]$, $\beta_{0i} = \alpha_{0i}$ for $i \in [n - 1]$ and $\beta_{0n} = 0$. Under these settings, we have $|\alpha_{0i} - \alpha_{0,i+1}| = \rho_3/n$, while $\max_{1 \leq i < j \leq n} |\alpha_{0i} - \alpha_{0,j}| = \rho_3(1 - 1/n)$. In this analysis, we set $\widetilde{M} \in \{0, 1, 2, 3\}$ and $\rho_3 \in \{0, 0.2, 0.4, 0.6\}$. Note that $\mathcal{T}_{\alpha,D}(0)$ and $\mathcal{T}_{\beta,D}(0)$ are identical to the tests $\mathcal{T}_{\alpha,D}$ and $\mathcal{T}_{\beta,D}$, respectively, and may not be sensitive to the signals $|\alpha_{0i} - \alpha_{0,i+1}| = \rho_3/n$ and $|\beta_{0i} - \beta_{0,i+1}| = \rho_3/n$. Furthermore, the null hypotheses $H_{0\alpha,D}$ and $H_{0\beta,D}$ hold when $\rho_3 = 0$. All other settings remain consistent with those used previously.

The results for $\mathcal{T}_{\alpha,D}(\widetilde{M})$ are summarized in Figure 3, while those for $\mathcal{T}_{\beta,D}(\widetilde{M})$ are similar and omitted here to save space. We observe that the empirical sizes of all tests are close to the nominal

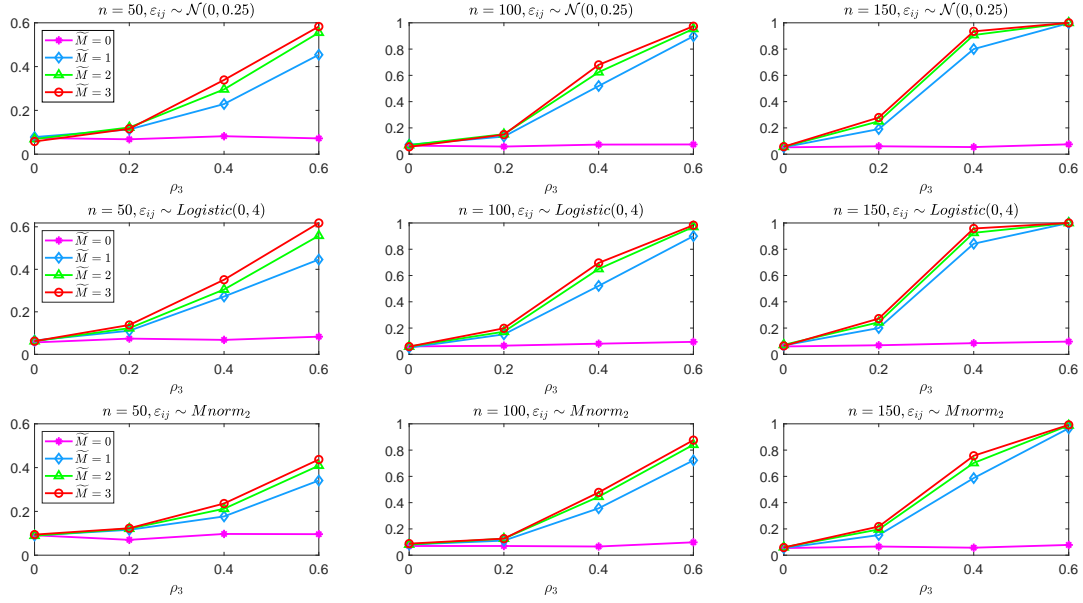


Figure 3: Empirical size and power of $\mathcal{T}_{\alpha, D}(\widetilde{M})$ with $\widetilde{M} = 0, 1, 2$ and 3.

level of 0.05. However, the test $\mathcal{T}_{\alpha, D}$ exhibits almost no power, thus failing to detect deviations from the null hypothesis. Additionally, Figure 3 indicates that the test $\mathcal{T}_{\alpha, D}(\widetilde{M})$ with $\widetilde{M} \geq 2$ significantly enhances the power of $\mathcal{T}_{\alpha, D}$, and the power of $\mathcal{T}_{\alpha, D}(\widetilde{M})$ increases when \widetilde{M} increases from 0 to 3. Notably, $\mathcal{T}_{\alpha, D}(2)$ is comparable to $\mathcal{T}_{\alpha, D}(3)$. Figure S5 in the Supplementary Material shows that the time required to compute the test $\mathcal{T}_{\alpha, D}(\widetilde{M})$ may increase linearly with \widetilde{M} . For instance, when $n = 150$ and $\varepsilon_{ij} \sim \mathcal{N}(0, 0.25)$, the time required to calculate $\widetilde{T}_{\alpha, D}$ is approximately 450 seconds for each replication. We also construct simulation studies to evaluate the finite sample performance of the proposed method for the conditionally independent cases and weighted networks. The results are summarized in Section C of the Supplementary Material, which suggest that the proposed method works well.

6.4 Real data analysis

The data used in this study originates from Lazega’s network analysis of corporate law partnerships conducted in a Northeastern U.S. corporate law firm between 1988 and 1991 in New England

(Lazega, 2001). The dataset contains 71 attorneys, including partners and associates of this firm. In the following, we analyze the friendship network among these attorneys, who were asked to identify their social contacts outside of work. In addition, several covariates were collected for each attorney. To avoid the curse of dimensionality issue, we focus on three specific covariates: gender (male and female), years with the firm, and age. Prior to analysis, the variables for years with the firm and age are normalized by subtracting the mean and dividing by the standard deviation. As in Yan et al. (2019), we define the covariates for each pair as the absolute difference between continuous variables and indicators to determine the equality of categorical variables. We set age as the special regressor X_{ij1} . To determine the sign of γ_{01} , we partition the support of X_{ij1} into 7 equal subintervals. The values of Count_k are 249, 149, 119, 22, 17, 4 and 0 for $1 \leq k \leq 7$, respectively, exhibiting a significant decreasing pattern as k increases. Therefore, we set $\gamma_{01} = -1$.

In the dataset, individuals are labeled from 1 to 71. After removing individuals with zero in-degrees or out-degrees, we analyze the remaining 63 vertices. We set $\beta_{71} = 0$ as the reference. The bandwidth is selected using the procedure developed above, and the kernel employed is the biweight kernel. As shown in Figure S6 of the Supplementary Material, $\hat{h} = 0.7651$ results in the smallest prediction error.

We first conduct the testing procedures outlined in Section 5.1 to assess whether α_{0i} and β_{0j} are equal to zero. The resulting p-values for testing $\alpha_{0i} = 0$ ($i \in [n]$) are less than 0.001, while those for testing $\beta_{0i} = 0$ ($i \in [n - 1]$) are 0.021. This indicates the presence of nonzero entries in the parameters α_{0i} and β_{0j} at the significance level of 0.05. We then apply the support recovery procedure to identify the nonzero signals. The nonzero out-degree parameters are reported in Table 5. Two nodes, “11” and “35”, exhibit nonzero in-degree parameters with respective estimates of 0.661 and 0.732. Additionally, we implement the procedure described in Section 5.3 to test for the presence of degree heterogeneity. The p-values obtained from testing α_{0i} and β_{0i} are less than 0.001. This indicates the presence of degree heterogeneity for both out-degree and in-degree at the significance level of 0.05.

For the homophily effects, the estimated coefficient for gender is 0.112, with a confidence interval $[0.017, 0.207]$. This indicates that gender has a positive effect on the formation of friendships among lawyers, suggesting that they are more likely to befriend individuals of the same gender. In addition, the estimated coefficient for years with the firm is -0.219 , with a confidence interval $[-0.267, -0.053]$, indicating a negative effect on network formation. This implies that a greater disparity in years with the firm between two lawyers is associated with a lower likelihood of friendship. Although these results are consistent with the findings reported by Yan et al. (2019), we develop a graphical method to compare the goodness of fit for the network data. To save space, the details are provided in Section C.5 of the Supplementary Material, and the results are presented in Figure S3. We observe that the method proposed by Yan et al. (2019) underestimates both out-degree and in-degree, suggesting a potential violation of the logistic parametric assumption. In addition, we calculate the L_2 -norm errors between the observed degrees and the fitted degrees. The values for out- and in-degrees obtained using our method are 33.21 and 32.70, respectively, compared to 39.84 and 37.08 obtained from Yan et al.’s method. This indicates an improvement in our method.

7 Conclusions

We proposed a semiparametric model to analyze the effects of homophily and degree heterogeneity on network formation. The model was practically flexible as it did not specify the distribution of the latent random variables. We then developed a kernel-based least squares method to estimate the unknown parameters and derived the asymptotic properties of the estimators, including consistency and asymptotic normality. The extensions to the cases that ε_{ij} may depend on the covariates or edges may take weighted values, are presented in Section A of the Supplementary Material.

Several topics need to be addressed in future studies. First, many large-scale network datasets are highly sparse, which necessitates additional research on how to adapt the proposed method for analyzing such sparse networks. Second, we consider a nonparametric method for the conditional

Table 5: Estimation results of the selected degree parameters in the real data analysis. Here, CI denotes the pointwise 95% confidence interval.

ID	$\hat{\alpha}_i$	CI	ID	$\hat{\alpha}_i$	CI	ID	$\hat{\alpha}_i$	CI
1	0.641	[0.230, 1.053]	20	0.729	[0.317, 1.140]	40	1.010	[0.598, 1.421]
2	0.695	[0.284, 1.106]	22	0.872	[0.460, 1.283]	43	0.664	[0.253, 1.075]
3	1.120	[0.709, 1.532]	25	0.695	[0.284, 1.106]	45	0.864	[0.453, 1.276]
8	0.839	[0.428, 1.251]	27	0.632	[0.221, 1.044]	47	0.868	[0.456, 1.279]
10	1.058	[0.647, 1.470]	29	1.043	[0.632, 1.454]	50	0.607	[0.196, 1.018]
11	1.094	[0.682, 1.505]	35	1.037	[0.626, 1.448]	56	1.493	[1.082, 1.905]
12	1.052	[0.640, 1.463]	37	0.624	[0.213, 1.036]	57	1.117	[0.706, 1.528]
15	1.200	[0.788, 1.611]	38	0.748	[0.337, 1.160]	58	1.168	[0.756, 1.579]
18	0.691	[0.280, 1.102]	39	0.820	[0.409, 1.232]			

density function of X_{ij1} given Z_{ij} . It may suffer from the curse of dimensionality, especially when the dimension of Z_{ij} is large. Although we propose a linear regression model between X_{ij1} and Z_{ij} in Remark 1 to address this issue, the theoretical analysis necessitates further effort. Finally, extending our method to analyze more complex network data, such as dynamic networks, presents an intriguing area for future research.

Supplementary material

The supplementary material contains the proofs of Theorems 1-5, Corollary 1 and Propositions 1-2, and additional results in the simulation studies and real data analysis.

References

Andrews, D. W. (1995). Nonparametric kernel estimation for semiparametric models. *Econometric Theory* 11(3), 560–586.

- Aradillas-Lopez, A. (2012). Pairwise-difference estimation of incomplete information games. *Journal of Econometrics* 168(1), 120–140. The Econometrics of Auctions and Games.
- Cai, T., W. Liu, and Y. Xia (2013). Two-sample covariance matrix testing and support recovery in high-dimensional and sparse settings. *Journal of the American Statistical Association* 108(501), 265–277.
- Candelaria, L. E. (2020). A semiparametric network formation model with unobserved linear heterogeneity. *arXiv preprint arXiv:2203.15603*.
- De Paula, Á. (2020). Econometric models of network formation. *Annual Review of Economics* 12, 775–799.
- Dzemeski, A. (2019). An empirical model of dyadic link formation in a network with unobserved heterogeneity. *Review of Economics and Statistics* 101(5), 763–776.
- Fan, J. and J. Lv (2008). Sure independence screening for ultrahigh dimensional feature space. *Journal of the Royal Statistical Society Series B: Statistical Methodology* 70(5), 849–911.
- Fernández-Val, I. and M. Weidner (2016). Individual and time effects in nonlinear panel models with large n , t . *Journal of Econometrics* 192, 291–312.
- Gao, W. Y. (2020). Nonparametric identification in index models of link formation. *Journal of Econometrics* 215(2), 399–413.
- Graham, B. S. (2017). An econometric model of network formation with degree heterogeneity. *Econometrica* 85(4), 1033–1063.
- Graham, B. S. (2020). Dyadic regression. In *The Econometric Analysis of Network Data*, pp. 23–40. Academic Press.
- Härdle, W., J. Hart, J. S. Marron, and A. B. Tsybakov (1992). Bandwidth choice for average derivative estimation. *Journal of the American Statistical Association* 87(417), 218–226.
- Honoré, B. E. and A. Lewbel (2002). Semiparametric binary choice panel data models without strictly exogeneous regressors. *Econometrica* 70(5), 2053–2063.
- Hughes, D. W. (2022). Estimating nonlinear network data models with fixed effects. *arXiv preprint arXiv:2203.15603*.
- Kolaczyk, E. D. and G. Csárdi (2014). *Statistical Analysis of Network Data with R*. Springer.

- Lazega, E. (2001). *The collegial phenomenon: The social mechanisms of cooperation among peers in a corporate law partnership*. Oxford University Press, USA.
- Lewbel, A. (1998). Semiparametric latent variable model estimation with endogenous or mismeasured regressors. *Econometrica* 66(1), 105–121.
- Lewbel, A. (2000). Semiparametric qualitative response model estimation with unknown heteroscedasticity or instrumental variables. *Journal of Econometrics* 97(1), 145–177.
- Manski, C. F. (1985). Semiparametric analysis of discrete response: Asymptotic properties of the maximum score estimator. *Journal of Econometrics* 27(3), 313–333.
- Nadaraya, E. A. (1964). On estimating regression. *Theory of Probability & Its Applications* 9(1), 141–142.
- Neyman, J. and E. L. Scott (1948). Consistent estimates based on partially consistent observations. *Econometrica* 16, 1–32.
- Qi, L., C. Y. Wang, and R. L. Prentice (2005). Weighted estimators for proportional hazards regression with missing covariates. *Journal of the American Statistical Association* 100(472), 1250–1263.
- Shao, M., Y. Zhang, Q. Wang, Y. Zhang, J. Luo, and T. Yan (2024). L-2 regularized maximum likelihood for beta-model in large and sparse networks. *arXiv preprint arXiv:2110.11856v4*.
- Tibshirani, R. (1996). Regression shrinkage and selection via the lasso. *Journal of the Royal Statistical Society Series B: Statistical Methodology* 58(1), 267–288.
- Toth, P. (2017). Semiparametric estimation in network formation models with homophily and degree heterogeneity. *Working paper Available at SSRN 2988698*, 1–81.
- Watson, G. S. (1964). Smooth regression analysis. *Sankhyā: The Indian Journal of Statistics, Series A*, 359–372.
- Yan, T., B. Jiang, S. E. Fienberg, and C. Leng (2019). Statistical inference in a directed network model with covariates. *Journal of the American Statistical Association* 114, 857–868.
- Zeleneev, A. (2020). Identification and estimation of network models with nonparametric unobserved heterogeneity. *Working paper Department of Economics, Princeton University*.

Supplementary Material to “Inference in semiparametric formation models for directed networks”

The supplementary material is organized as follows. Section A presents extensions to the cases that ε_{ij} may depend on the covariates or edges may take weighted values. Section B presents the proofs of Theorem 1 and Corollary 1. Section B.3 shows that if $\tilde{Z}_1, \dots, \tilde{Z}_p$ are not collinear and do not almost surely lie within the linear subspace spanned by the column vectors of U , then Condition (C4) holds. Section C presents the proofs of Theorems 2-6 and Propositions 1-2. Section D presents the additional results in the simulation studies, including simulation results for conditionally independent cases, comparison with Candelaria’s method, asymptotic relative efficiency and simulation results for weighted networks. Let $C_0, C_1, C_2 \dots$ be some constants that may change from line to line.

A Extensions

In the main paper, we conduct semiparametric inference under the assumption that the distribution of ε_{ij} is independent of X_{ij} and the edges are binary. However, in some cases, ε_{ij} may depend on the covariates, and edges may take weighted values. In this section, we extend the proposed model to account for these scenarios.

A.1 Extension to conditionally independent cases

We relax Condition (C3) as follows.

Condition (C3’). The conditional density function of ε_{ij} satisfies $f_\varepsilon(\varepsilon_{ij}|X_{ij1}, Z_{ij}) = f_\varepsilon(\varepsilon_{ij}|Z_{ij})$.

In addition, $\mathbb{E}(\varepsilon_{ij}|Z_{ij}) = 0$ almost surely.

Condition (C3’) assumes that ε_{ij} is conditionally independent of X_{ij1} , but it can depend on Z_{ij} . Define $\widehat{\text{Cov}}(\hat{\epsilon}) = \text{diag}\{\hat{\epsilon}_1^\top, \dots, \hat{\epsilon}_n^\top\}$, and $\widehat{\text{Cov}}(Q) = \text{diag}\{\hat{Q}_1^\top, \dots, \hat{Q}_n^\top\}$, where $\hat{\epsilon}_i =$

$(\widehat{\epsilon}_{i1}, \dots, \widehat{\epsilon}_{i,i-1}, \widehat{\epsilon}_{i,i+1}, \dots, \widehat{\epsilon}_{in})^\top$ and $\widehat{Q}_i = (\widehat{Q}_{i1}, \dots, \widehat{Q}_{i,i-1}, \widehat{Q}_{i,i+1}, \dots, \widehat{Q}_{in})^\top$. The following theorem extends the results of Theorem 5.

Theorem 6. *Suppose that Conditions (C1)-(C2), (C3') and (C4)-(C8) hold, and there exist constants $0 < \sigma_{\epsilon L}^2 < \sigma_{\epsilon U}^2 < \infty$ such that $\sigma_{\epsilon L}^2 < \mathbb{E}(\epsilon_{ij}^2) < \sigma_{\epsilon U}^2$ for all $i \neq j \in [n]$. If the condition (4.2) in Theorem 3 holds, then we have*

$$\sup_{x \in \mathbb{R}^{M_{1\alpha}}} |\mathbb{P}(\sqrt{n-1} \mathcal{L}_{1\alpha}(\widehat{\alpha} - \alpha_0) \leq x) - \mathbb{P}(\mathcal{L}_1^\alpha \widehat{G}_3 \leq x)| = o(1)$$

and

$$\sup_{x \in \mathbb{R}^{M_{1\beta}}} |\mathbb{P}(\sqrt{n-1} \mathcal{L}_{1\beta}(\widehat{\beta} - \beta_0) \leq x) - \mathbb{P}(\mathcal{L}_1^\beta \widehat{G}_3 \leq x)| = o(1),$$

where $\widehat{G}_3 \sim \mathcal{N}_{2n-1}(0, (n-1)V^{-1}U^\top \widehat{\text{Cov}}(\epsilon)UV^{-1})$. Moreover, if there exist constants $0 < \sigma_{QL}^2 < \sigma_{QU}^2 < \infty$ such that $\sigma_{QL}^2 < \mathbb{E}(Q_{ij}^2) < \sigma_{QU}^2$ for all $i \neq j \in [n]$, and the condition (4.3) in Theorem 4 holds, then we have

$$\sup_{x \in \mathbb{R}^{M_2}} |\mathbb{P}(\sqrt{N} \mathcal{L}_2(\widehat{\eta} - \eta_0) \leq x) - \mathbb{P}(\mathcal{L}_2 \widehat{G}_4 \leq x)| = o(1),$$

where $\widehat{G}_4 \sim \mathcal{N}_p(0, N(Z^\top DZ)^{-1}Z^\top D \widehat{\text{Cov}}(Q)DZ(Z^\top DZ)^{-1})$.

Based on Theorem 6, the inference methods developed in Section 5 can be extended to the parameters α_0 and β_0 . Details are omitted here to save space.

A.2 Extension to weighted networks

We generalize the proposed method for analyzing weighted network data. For this purpose, we consider the following model:

$$A_{ij} = \sum_{l=0}^{R-1} \pi_l \mathbb{I}(\omega_{0l} < \alpha_{0i} + \beta_{0j} + X_{ij1} + Z_{ij}^\top \eta_0 - \varepsilon_{ij} \leq \omega_{0,l+1}), \quad (\text{A.1})$$

where R is a specified constant, π_l denotes the weight, and $\omega_{00} < \omega_{01} < \dots < \omega_{0R}$ are unknown threshold parameters. We set $\omega_{00} = -\infty$ and $\omega_{0,R} = \infty$. Under model (A.1), we have $A_{ij} \in \{\pi_0, \pi_1, \dots, \pi_{R-1}\}$, and $A_{ij} = \pi_l$ if $(\alpha_{0i} + \beta_{0j} + X_{ij1} + Z_{ij}^\top \eta_0 - \varepsilon_{ij}) \in (\omega_{0l}, \omega_{0,l+1}]$. For the identification

of model (A.1), we assume $\gamma_{01} = 1$ and $\alpha_{0n} = \beta_{0n} = 0$. Subsequently, using arguments similar to those in the proof of Theorem 1, we obtain

$$\mathbb{E}(Y_{ijl}|Z_{ij}) = -\omega_{0l} + \alpha_{0i} + \beta_{0j} + Z_{ij}^\top \eta_0, \quad l \in [R-1], \quad (\text{A.2})$$

where $Y_{ijl} = [\mathbb{I}(A_{ij} \geq \pi_l) - \mathbb{I}(X_{ij1} > 0)]/f(X_{ij1}|Z_{ij})$. Let $\omega = (\omega_1, \dots, \omega_{R-1})^\top$, $\alpha = (\alpha_1, \dots, \alpha_{n-1})^\top$ without α_n , and β and η are defined as previously. Furthermore, let ω_0 , α_0 , β_0 and η_0 denote true values of ω , α , β and η , respectively. Define $\hat{Y}_{ijl} = [\mathbb{I}(A_{ij} \geq \pi_l) - \mathbb{I}(X_{ij1} > 0)]/\hat{f}(X_{ij1}|Z_{ij})$. Let $\tilde{Y} = \mathbf{1}_R \otimes Y$, $\tilde{Z} = (\mathbf{1}_R \otimes \mathbf{1}_N, \mathbf{1}_R \otimes Z)$, and $\tilde{U} = \mathbf{1}_R \otimes \bar{U}$, where $\mathbf{1}_C$ denotes a C -dimensional vector of ones and \bar{U} is obtained by deleting the i th column of U . With some abuse of notation, we define $D = I_{RN} - \tilde{U}(\tilde{U}^\top \tilde{U})^{-1} \tilde{U}^\top$. By (A.2), given the constraints $\alpha_{0n} = \beta_{0n} = 0$ and $\gamma_{01} = 1$, we can show that $\tilde{Z}^\top D \mathbb{E}(\tilde{Y}|\tilde{Z}) = \tilde{Z}^\top D \tilde{Z} \eta_0$. This implies that we can estimate η_0 by $\hat{\eta} = (\tilde{Z}^\top D \tilde{Z})^{-1} \tilde{Z}^\top D \tilde{Y}$. Then, we can obtain the least squares estimators $\hat{\alpha}$, $\hat{\beta}$ and $\hat{\omega}$ for α_0 , β_0 and ω_0 by minimizing

$$\sum_{l=1}^{R-1} \sum_{i=1}^n \sum_{j \neq i} (\hat{Y}_{ijl} - \alpha_i - \beta_j + \omega_l - Z_{ij}^\top \hat{\eta})^2 \quad \text{subject to } \alpha_n = 0 \quad \text{and} \quad \beta_n = 0.$$

Define $\hat{\sigma}_{wc}^2 = N^{-1} \sum_{i=1}^n \sum_{j \neq i} (\check{Y}_{ij} + \tilde{\omega} - \hat{\alpha}_i - \hat{\beta}_j - Z_{ij}^\top \hat{\eta})^2$ and $\hat{\sigma}_{wQ,l}^2 = N^{-1} \sum_{i=1}^n \sum_{j \neq i} [\hat{Y}_{ijl} - \hat{\mathbb{E}}(Y_{ijl}|X_{ij1}, Z_{ij1})]^2$, where $\check{Y}_{ij} = \sum_{l=1}^{R-1} \hat{Y}_{ijl}/(R-1)$ and $\tilde{\omega} = \sum_{l=1}^{R-1} \hat{\omega}_l/(R-1)$. Furthermore, define $\hat{\Omega} = \text{diag}\{\hat{\Omega}_1^\top, \dots, \hat{\Omega}_R^\top\}$, where $\hat{\Omega}_l = \hat{\sigma}_{wQ,l}^2 \mathbf{1}_N$. Denote $\xi_0 = (\omega_0^\top, \eta_0^\top)^\top$ as true value of ξ , and let $\hat{\xi} = (\hat{\omega}^\top, \hat{\eta}^\top)^\top$ represent its estimator.

Theorem 7. *If the conditions in Theorem 3 hold, then we have*

$$\sup_{x \in \mathbb{R}^{M_{1\alpha}}} \left| \mathbb{P}(\sqrt{n-1} \mathcal{L}_{1\alpha}(\hat{\alpha} - \alpha_0) \leq x) - \mathbb{P}(\mathcal{L}_1^\alpha \hat{G}_5 \leq x) \right| = o(1)$$

$$\text{and} \quad \sup_{x \in \mathbb{R}^{M_{1\beta}}} \left| \mathbb{P}(\sqrt{n-1} \mathcal{L}_{1\beta}(\hat{\beta} - \beta_0) \leq x) - \mathbb{P}(\mathcal{L}_1^\beta \hat{G}_5 \leq x) \right| = o(1),$$

where $\hat{G}_5 \sim \mathcal{N}_{2n-2}(0, (n-1)\hat{\sigma}_{wc}^2 V^{-1})$. In addition, if the conditions in Theorem 4 hold, then we have

$$\sup_{x \in \mathbb{R}^{M_2}} \left| \mathbb{P}(\sqrt{N} \mathcal{L}_2(\hat{\xi} - \xi_0) \leq x) - \mathbb{P}(\mathcal{L}_2 \hat{G}_6 \leq x) \right| = o(1),$$

where $\hat{G}_6 \sim \mathcal{N}_p(0, N(\tilde{Z}^\top D \tilde{Z})^{-1} \tilde{Z}^\top D \hat{\Omega} D \tilde{Z}(\tilde{Z}^\top D \tilde{Z})^{-1})$ and \mathcal{L}_2 denotes an $M_2 \times (p + R - 1)$ matrix.

Theorem 7 extends the results of Theorem 5 to weighted networks. The proof of Theorem 7 is omitted here because it is similar to that of Theorem 5 by treating ω_{0l} ($1 \leq l \leq R-1$) as intercepts.

B Proofs of Theorem 1 and Corollary 1

B.1 Proof of Theorem 1

Proof. We first consider the case $\gamma_{01} > 0$. Define $Y_{ij}^* = \alpha_{0i} + \beta_{0j} + Z_{ij}^\top \eta_0 - \varepsilon_{ij}$. Note that for any $y > 0$, we have $[I(y + x > 0) - I(x > 0)] = 1$ if $x \in (-y, 0]$ and 0 otherwise. Thus, if $Y_{ij}^* > 0$ and $\gamma_{01} > 0$, by Conditions (C2) and (C3), we have

$$\begin{aligned} E[Y_{ij}|Z_{ij}, \varepsilon_{ij}] &= \int_{B_L}^{B_U} \frac{I(Y_{ij}^*/\gamma_{01} + x > 0) - I(x > 0)}{f(x|Z_{ij})} f(x|Z_{ij}) dx \\ &= \int_{B_L}^{B_U} [I(Y_{ij}^*/\gamma_{01} + x > 0) - I(x > 0)] dx \\ &= \int_{-Y_{ij}^*/\gamma_{01}}^0 dx = Y_{ij}^*/\gamma_{01}. \end{aligned}$$

In addition, for any $y \leq 0$, we have $[I(y + x > 0) - I(x > 0)] = -1$ if $x \in [0, -y)$ and 0 otherwise. Thus, if $Y_{ij} \leq 0$ and $\gamma_{01} > 0$, by Conditions (C2) and (C3), we have

$$\begin{aligned} E[Y_{ij}|Z_{ij}, \varepsilon_{ij}] &= \int_{B_L}^{B_U} \frac{I(Y_{ij}^*/\gamma_{01} + x > 0) - I(x > 0)}{f(x|Z_{ij})} f(x|Z_{ij}) dx \\ &= \int_{B_L}^{B_U} [I(Y_{ij}^*/\gamma_{01} + x > 0) - I(x > 0)] dx \\ &= - \int_0^{-Y_{ij}^*/\gamma_{01}} dx = Y_{ij}^*/\gamma_{01}. \end{aligned}$$

It follows from Condition (C3) that

$$E[Y_{ij}|Z_{ij}] = (\alpha_{0i} + \beta_{0j} + Z_{ij}^\top \eta_0)/\gamma_{01}.$$

The proof for the case $\gamma_{01} < 0$ is similar and omitted here. This completes the proof. \square

B.2 Proof of Corollary 1

Proof. Let $\Upsilon = \{(\alpha_1, \dots, \alpha_n, \beta_1, \dots, \beta_n, \gamma_1, \eta^\top)^\top : \beta_n = 0 \text{ and } \gamma_1 = 1\}$. By Theorem 1 and the constraints $\beta_{0n} = 0$ and $\gamma_{01} = 1$, we have

$$Z^\top D\mathbb{E}(Y|Z) = Z^\top D(U\theta + Z\eta_0) = Z^\top DZ\eta_0.$$

This, together with Condition (C4), implies that $\eta_0 = (Z^\top DZ)^{-1}Z^\top D\mathbb{E}(Y|Z)$. Thus, η_0 uniquely exists and is identifiable. We next consider the identifiability of α_{0i} and β_{0j} . Without loss of generality, we assume $\eta_0 = 0$. Let α_i^* , β_j^* and γ_1^* be some constants satisfying $\beta_n^* = 0$, $\gamma_1^* = 1$ and

$$\alpha_{0i} + \beta_{0j} = \alpha_i^* + \beta_j^*.$$

It suffices to show $\alpha_i^* = \alpha_{0i}$ for $i \in [n]$ and $\beta_j^* = \beta_{0j}$ for $j \in [n-1]$. Since $\beta_{0n} = 0$ and $\beta_n^* = 0$, we have

$$\alpha_{0i} = \alpha_i^* \text{ for } i \in [n].$$

Additionally, for each $j \in [n-1]$, we have

$$\alpha_{0i} + \beta_{0j} = \alpha_i^* + \beta_j^* \Rightarrow \beta_{0j} = \beta_j^*.$$

Therefore, α_{0i} and β_{0j} are identifiable within the subspace Υ . This completes the proof. \square

B.3 Sufficient conditions for Condition (C4)

Here, we show that if $\tilde{Z}_1, \dots, \tilde{Z}_p$ are not collinear and do not almost surely lie within the linear subspace spanned by the column vectors of U , Condition (C4) holds.

Proof. Since D is an idempotent matrix, there exists an orthogonal matrix Π such that $D = \Pi\Lambda\Pi^\top$, where Λ is a diagonal matrix with diagonal elements equal to either 1 or 0. Furthermore, the number of ones is $r = n(n-2)$, which is larger than p . Then, we can write $Z^\top DZ$ as

$$Z^\top DZ = Z^\top \Pi\Lambda\Pi^\top Z = Z^\top (\Pi_1, \Pi_2) \begin{pmatrix} I_{n(n-2)} & 0 \\ 0 & 0 \end{pmatrix} \begin{pmatrix} \Pi_1^\top \\ \Pi_2^\top \end{pmatrix} Z = (\Pi_1^\top Z)^\top (\Pi_1^\top Z),$$

where $\Pi_1 \in \mathbb{R}^{N \times r}$ and $\Pi_2 \in \mathbb{R}^{N \times n}$ represent the sub-matrices of Π . Note that Π is an orthogonal matrix. This, along with the fact that $r = n(n - 2) > p$, implies that

$$\text{rank}(Z^\top DZ) = \text{rank}(\Pi_1^\top Z) = \text{rank}(Z) = p.$$

Therefore, Condition (C4) holds. □

C Proofs of consistency and Gaussian approximation

This section is organized as follows. Sections C.1-C.4 present the proofs of Theorems 2-5, respectively. Sections C.5 and C.6 present the proofs of Propositions 1 and 2, respectively. Section C.7 presents the proof of Theorem 6.

Define $F(\theta, \eta) = U^\top(Y - Z\eta) - V\theta$. For a given η , write

$$F_\eta(\theta) = (F_{1\eta}(\theta), \dots, F_{(2n-1)\eta}(\theta))^\top = F(\theta, \eta).$$

Define $\theta_{0\eta} = (\alpha_{01,\eta}, \dots, \alpha_{0n,\eta}, \beta_{01,\eta}, \dots, \beta_{0,n-1,\eta})^\top$, where $\alpha_{0i,\eta}$ and $\beta_{0j,\eta}$ are the solution to $\mathbb{E}\{F_\eta(\theta)\} = 0$ with a given η .

By the definition of U , a direct calculation yields $V = (v_{ij}) \in \mathbb{R}^{(2n-1) \times (2n-1)}$ with

$$\begin{aligned} v_{ij} = v_{ji} = 0, \quad i, j = 1, \dots, n, \quad i \neq j; \quad v_{ij} = v_{ji} = 0, \quad i, j = n + 1, \dots, 2n - 1, \quad i \neq j, \\ v_{(n+i)i} = v_{i(n+i)} = 0, \quad i, j = 1, \dots, n - 1; \quad v_{ii} - \sum_{j=n+1}^{2n-1} v_{ij} = 1, \quad i = 1, \dots, n, \\ v_{ii} = \sum_{k=1}^n v_{ki} = \sum_{k=1}^n v_{ik}, \quad i = n + 1, \dots, 2n - 1, \\ v_{ij} = v_{ji} = 1, \quad i = 1, \dots, n, \quad j = n + 1, \dots, 2n - 1; \quad j \neq n + i. \end{aligned} \tag{C.1}$$

The inverse of V^{-1} has a close form, where the (i, j) th element of V^{-1} is

$$(V^{-1})_{ij} = \begin{cases} \frac{2n-1}{n(n-1)}, & 1 \leq i = j \leq n-1, \\ \frac{n^2-3n+1}{n(n-1)(n-2)}, & 1 \leq i \neq j \leq n-1, \\ \frac{2n-3}{(n-1)(n-2)}, & i = n, j = n, \\ \frac{1}{n-1}, & i = n, 1 \leq j \leq n-1 \text{ or } j = n, 1 \leq i \leq n-1, \\ -\frac{1}{n}, & 1 \leq i \leq n-1, j = n+i \text{ or } n+1 \leq i \leq 2n-1, j = i-n \\ -\frac{1}{n-2}, & n+1 \leq i \leq 2n-1, j = n \text{ or } i = n, n+1 \leq j \leq 2n-1, \\ -\frac{n-1}{n(n-2)}, & n+1 \leq i \leq 2n-1, 1 \leq j \leq n-1 \text{ or } 1 \leq i \leq n-1, n+1 \leq j \leq 2n-1, \\ \frac{2(n-1)}{n(n-2)}, & n+1 \leq i = j \leq 2n-1, \\ \frac{n-1}{n(n-2)}, & n+1 \leq i \neq j \leq 2n-1. \end{cases} \quad (\text{C.2})$$

To simplify calculations, we consider an approximation to V^{-1} , denoted by $\check{S} = (\check{s}_{ij})$, where \check{s}_{ij} is defined as follows:

$$\check{s}_{ij} = \begin{cases} \frac{\delta_{ij}}{n-1} + \frac{1}{n-1}, & i, j = 1, \dots, n, \\ -\frac{1}{n-1}, & i = 1, \dots, n; j = n+1, \dots, 2n-1, \\ -\frac{1}{n-1}, & i = n+1, \dots, 2n-1; j = 1, \dots, n, \\ \frac{\delta_{ij}}{n-1} + \frac{1}{n-1}, & i, j = n+1, \dots, 2n-1. \end{cases}$$

Here, $\delta_{ij} = 1$ if $i = j$ and 0 otherwise.

Lemma 1. *Under Conditions (C1)-(C7), we have*

$$\|V^{-1} - \check{S}\|_{\max} \leq C_0/(n-1)^2,$$

where $C_0 > 0$ is some constant.

Proof. The proof immediately follows from the explicit expressions of V^{-1} in (C.2). \square

C.1 Proofs for Theorem 2

We state two lemmas before proving Theorem 2.

Lemma 2. *Under Conditions (C1)-(C5), we have*

$$\sup_{\eta \in \Theta} \|F_{\eta}(\theta_{0\eta})\|_{\infty} \leq O_p\left(\frac{(\kappa + q_n)}{m} \sqrt{n \log(n)}\right).$$

Proof. Let $\{\eta_k : k \in [J_n]\}$ be the equal grid points on Θ and η_k^0 be an interior point of $[\eta_k, \eta_{k+1})$.

Then, it can be shown that

$$\begin{aligned} & P\left(\sup_{\eta \in \Theta} \max_{i \in [2n-1]} |F_{i\eta}(\theta_{0\eta})| > \delta\right) \\ &= P\left(\bigcup_{k \in [J_n]} \sup_{\eta \in [\eta_k, \eta_{k+1})} \max_{i \in [2n-1]} |F_{i\eta}(\theta_{0\eta})| > \delta\right) \\ &\leq \sum_{k \in [J_n]} P\left(\sup_{\eta \in [\eta_k, \eta_{k+1})} \max_{i \in [2n-1]} |F_{i\eta}(\theta_{0\eta})| > \delta\right) \\ &\leq \sum_{k \in [J_n]} P\left(\sup_{\eta \in [\eta_k, \eta_{k+1})} \max_{i \in [2n-1]} |F_{i\eta}(\theta_{0\eta_k^*}) - F_{i\eta}(\theta_{0\eta})| + \sup_{\eta \in [\eta_k, \eta_{k+1})} \max_{i \in [2n-1]} |F_{i\eta}(\theta_{0\eta_k^*})| > \delta\right) \\ &\leq \sum_{k \in [J_n]} P\left(\sup_{\eta \in [\eta_k, \eta_{k+1})} \max_{i \in [2n-1]} |F_{i\eta}(\theta_{0\eta_k^*}) - F_{i\eta}(\theta_{0\eta})| > \frac{\delta}{2}\right) + \sum_{k \in [J_n]} P\left(\|F_{i\eta}(\theta_{0\eta_k^*})\|_{\infty} > \frac{\delta}{2}\right) \\ &:= B_1 + B_2. \end{aligned} \tag{C.3}$$

Because $\theta_{0\eta}$ is Lipschitz continuous with respect to η , we have

$$|F_{i\eta}(\theta_{0\eta_k^*}) - F_{i\eta}(\theta_{0\eta})| \leq C_1 n \|\eta_k^* - \eta\|_2 < \delta/2$$

for a sufficiently large J_n . This leads to $B_1 = 0$.

We now bound B_2 . A direct calculation yields that

$$\begin{aligned} F_{i\eta}(\theta_{\eta}) &= \sum_{j \neq i}^n [Y_{ij} - (\alpha_{i,\eta} + \beta_{j,\eta} + Z_{ij}^{\top} \eta)], \quad i \in [n], \\ F_{(n+j)\eta}(\theta_{\eta}) &= \sum_{i \neq j}^n [Y_{ij} - (\alpha_{i,\eta} + \beta_{j,\eta} + Z_{ij}^{\top} \eta)], \quad j \in [n-1]. \end{aligned}$$

By Hoeffding's inequality (Hoeffding, 1963) and choosing a sufficiently large $C_2 > 0$, we have that for each given $\eta \in \Theta$,

$$B_2 = \sum_{k \in [J_n]} P\left(\|F_{i\eta}(\theta_{0\eta_k^*})\|_\infty > \frac{C_2(\kappa + q_n)}{m} \sqrt{(n-1) \log(4n-2)}\right) \leq n^{-c_0},$$

where c_0 is some constant depending on C_2 . This, together with (C.3), completes the proof. \square

Lemma 3. *If Conditions (C1)-(C5) hold, then*

$$\sup_{\eta \in \Theta} \|\hat{\theta}_\eta - \theta_{0\eta}\|_\infty = O_p\left(\frac{(\kappa + q_n)}{m} \sqrt{\frac{\log(n)}{n}} + \sqrt{\frac{\log(n)}{m^4 n^2 h^{2p+2}}} + \frac{h^r}{m^2}\right).$$

Proof. For simplicity of presentation, in what follows we assume $p_1 = p$. For each given $\eta \in \Theta$, we have

$$\hat{\theta}_\eta = \arg \min_{\theta} \|\hat{Y} - U\theta - Z\eta\|_2^2 = V^{-1}U^\top(\hat{Y} - Z\eta).$$

Note that

$$\begin{aligned} \hat{\theta}_\eta - \theta_{0\eta} &= V^{-1}[U^\top(\hat{Y} - Z\eta) - U^\top U\theta_{0\eta}] \\ &= V^{-1}F_\eta(\theta_{0\eta}) + V^{-1}U^\top(\hat{Y} - Y). \end{aligned}$$

It suffices to show

$$\|V^{-1}F_\eta(\theta_{0\eta})\|_\infty = O_p\left(\frac{(\kappa + q_n)}{m} \sqrt{\frac{\log(4n-2)}{n-1}}\right), \quad \text{and} \quad (\text{C.4})$$

$$\|V^{-1}U^\top(\hat{Y} - Y)\|_\infty = O_p\left(\sqrt{\frac{\log(n)}{m^4 n^2 h^{2p+2}}} + \frac{h^r}{m^2}\right). \quad (\text{C.5})$$

To show (C.4), we begin with the following decomposition

$$V^{-1}F_\eta(\theta_{0\eta}) = \underbrace{(V^{-1} - \check{S})F_\eta(\theta_{0\eta})}_{B_3} + \underbrace{\check{S}F_\eta(\theta_{0\eta})}_{B_4}. \quad (\text{C.6})$$

By Lemma 1, we have

$$\begin{aligned} \|B_3\|_\infty &\leq (2n-1)\|V^{-1} - \check{S}\|_{\max}\|F_\eta(\theta_{0\eta})\|_\infty \\ &= \frac{C_3(2n-1)}{(n-1)^2}\|F_\eta(\theta_{0\eta})\|_\infty \\ &\leq \frac{C_3(\kappa + q_n)(2n-1)}{m(n-1)^2} \sqrt{(n-1) \log(4n-2)}. \end{aligned} \quad (\text{C.7})$$

According to the definition of \check{S} , a direct calculation yields

$$\|B_4\|_\infty = \|\check{S}F_\eta(\theta_{0\eta})\|_\infty \leq \frac{C_4(\kappa + q_n)}{m(n-1)} \sqrt{(n-1)\log(4n-2)}. \quad (\text{C.8})$$

By (C.6), (C.7), (C.8) and Lemma 2, we obtain

$$\sup_{\eta \in \Theta} \|V^{-1}F_\eta(\theta_{0\eta})\|_\infty \leq \left[\frac{C_3(2n-1)}{(n-1)^2} + \frac{C_4}{n-1} \right] \frac{\kappa + q_n}{m} \sqrt{(n-1)\log(4n-2)},$$

which implies that (C.4) holds.

We next show (C.5). For this, we write $\hat{f}(x|Z=z) = \hat{f}_{XZ}(x, z)/\hat{f}_Z(z)$, where

$$\begin{aligned} \hat{f}_{XZ}(x, z) &= \frac{1}{n(n-1)} \sum_{1 \leq s \neq k \leq n} \mathcal{K}_{xz, h}(X_{sk1} - x, Z_{sk} - z), \\ \hat{f}_Z(z) &= \frac{1}{n(n-1)} \sum_{1 \leq s \neq k \leq n} \mathcal{K}_{z, h}(Z_{sk} - z). \end{aligned}$$

For $i \in [n]$, a direct calculation gives that

$$\begin{aligned} |(U^\top(\hat{Y} - Y))_i| &= \left| \sum_{j \neq i} (\hat{Y}_{ij} - Y_{ij}) \right| \leq n \max_{j \neq i} \left| \frac{\hat{f}_Z(Z_{ij})}{\hat{f}_{XZ}(X_{ij}, Z_{ij})} - \frac{f_Z(Z_{ij})}{f_{XZ}(X_{ij}, Z_{ij})} \right| \\ &\leq (n/m^2) O_p \left(\sqrt{\frac{\log(n)}{n^2 h^{2p+2}}} + h^r \right), \end{aligned}$$

where the last inequality follows from the uniform convergence of the kernel estimators (e.g., Andrews, 1995). With similar arguments as in the proof of (C.6), we have

$$\|V^{-1}U^\top(\hat{Y} - Y)\|_\infty \leq O_p \left(\sqrt{\frac{\log(n)}{m^4 n^2 h^{2p+2}}} + \frac{h^r}{m^2} \right),$$

which implies (C.5). It completes the proof. \square

We are now ready to prove Theorem 2.

Proof of Theorem 2. Define $\hat{Q}_c(\eta) = -Z^\top(\hat{Y} - U\hat{\theta}_\eta - Z\eta)$, $\tilde{Q}_c(\eta) = -Z^\top(\hat{Y} - U\theta_{0\eta} - Z\eta)$, and $Q_c(\eta) = -Z^\top(Y - U\theta_{0\eta} - Z\eta)$. Then, we have

$$\begin{aligned} \|\hat{Q}_c(\eta) - Q_c(\eta)\|_2 &\leq \|\hat{Q}_c(\eta) - \tilde{Q}_c(\eta)\|_2 + \|\tilde{Q}_c(\eta) - Q_c(\eta)\|_2 \\ &\leq \|Z^\top U(\hat{\theta}_\eta - \theta_{0\eta})\|_2 + \|Z^\top(\hat{Y} - Y)\|_2. \end{aligned} \quad (\text{C.9})$$

For the first term on the right hand side of (C.9), by Lemma 3, we have

$$\begin{aligned} \|Z^\top U(\hat{\theta}_\eta - \theta_{0\eta})\|_2 &\leq \left(\sum_{k=1}^p \left(\sum_{i=1}^{2n-1} \left| \sum_{j \neq i} Z_{ij,k} \right| \right)^2 \right)^{1/2} \|\hat{\theta}_\eta - \theta_{0\eta}\|_\infty \\ &\leq O_p \left(\frac{(\kappa + q_n)}{m} \sqrt{n^3 \log(n)} + \sqrt{\frac{n^2 \log(n)}{m^4 h^{2p+2}}} + \frac{n^2 h^r}{m^2} \right). \end{aligned} \quad (\text{C.10})$$

For the second term on the right hand side of (C.9), under Conditions (C5)-(C6), an application of Theorem 1 in Andrews (1995) yields

$$\begin{aligned} &Z^\top (\hat{Y} - Y) \\ &= \sum_{1 \leq i \neq j \leq n} Z_{ij} \left[A_{ij} - \mathbb{I}(X_{ij1} > 0) \right] \left[\frac{\hat{f}(Z_{ij})}{\hat{f}_{XZ}(X_{ij1}, Z_{ij})} - \frac{f_Z(Z_{ij})}{f_{XZ}(X_{ij1}, Z_{ij})} \right] \\ &= \sum_{1 \leq i \neq j \leq n} \frac{1}{n(n-1)} \sum_{1 \leq s \neq k \leq n} Z_{sk} Y_{sk} \left[\frac{f(X_{sk1} | Z_{sk}) \mathcal{K}_{z,h}(Z_{ij} - Z_{sk}) - \mathcal{K}_{xz,h}(X_{ij1} - X_{sk1}, Z_{ij} - Z_{sk})}{\hat{f}_{XZ}(X_{sk1}, Z_{sk})} \right] \\ &= \sum_{1 \leq i \neq j \leq n} Z_{ij} \left[\mathbb{E}(Y_{ij} | Z_{ij}) - \mathbb{E}(Y_{ij} | X_{ij1}, Z_{ij}) \right] + O_p \left(\frac{\kappa}{m} \left(n^2 h^r + \sqrt{\frac{\log n}{h^{2p+2}}} \right) \right). \end{aligned} \quad (\text{C.11})$$

Note that $\|Z_{ij}[\mathbb{E}(Y_{ij} | Z_{ij}) - \mathbb{E}(Y_{ij} | X_{ij1}, Z_{ij})]\|_2 \leq O(\kappa/m)$ under Conditions (C4) and (C5). Hoeffding's inequality (Hoeffding, 1963) implies that

$$Z^\top (\hat{Y} - Y) = O_p \left(\frac{n\kappa}{m} \right). \quad (\text{C.12})$$

Combining (C.9)-(C.12), we obtain

$$\begin{aligned} &\|\hat{Q}_c(\eta) - Q_c(\eta)\|_2 \\ &\leq O_p \left(\frac{\kappa}{m} \left[(\kappa + q_n) \sqrt{n^3 \log(n)} + \sqrt{\frac{n^2 \log(n)}{m^2 h^{2p+2}}} + \frac{n^2 h^r}{m} + n + n^2 h^r \right] \right) \\ &\leq O_p \left(\frac{\kappa}{m^2} \left[(\kappa + q_n) \sqrt{n^3 \log(n)} + \sqrt{\frac{n^2 \log(n)}{h^{2p+2}}} + n + n^2 h^r \right] \right). \end{aligned} \quad (\text{C.13})$$

In addition, by Hoeffding's inequality, we have $Q_c(\eta) = \mathbb{E}[Q_c(\eta)] + O_p(\kappa n/m)$. This, together with (C.13), gives

$$\begin{aligned} \|\hat{Q}_c(\eta) - \mathbb{E}[Q_c(\eta)]\|_2 &\leq \|\hat{Q}_c(\eta) - Q_c(\eta)\|_2 + \|Q_c(\eta) - \mathbb{E}[Q_c(\eta)]\|_2 \\ &= O_p \left(\frac{\kappa}{m^2} \left[(\kappa + q_n) \sqrt{n^3 \log(n)} + \sqrt{\frac{n^2 \log(n)}{h^{2p+2}}} + n + n^2 h^r \right] \right). \end{aligned} \quad (\text{C.14})$$

Let ϑ_0 be any positive constant such that $\|\eta - \eta_0\| \leq \vartheta_0$. For any $w_2 \in \mathbb{R}^p$ satisfying $\|w\| = 1$, $w^\top \mathbb{E}[Q_c(\eta_0 + w\vartheta)]$ increases with ϑ . It implies that for any $\vartheta \geq \vartheta_0 > 0$, $w^\top \{\mathbb{E}[Q_c(\eta_0 + w\vartheta)] - \mathbb{E}[Q_c(\eta_0)]\} \geq 0$. Then, we have

$$\begin{aligned} & \|w\|_2 \|\mathbb{E}[Q_c(\eta_0 + w\vartheta)] - \mathbb{E}[Q_c(\eta_0)]\|_2 \\ & \geq |w^\top \{\mathbb{E}[Q_c(\eta_0 + w\vartheta)] - \mathbb{E}[Q_c(\eta_0)]\}| \\ & \geq w^\top (ZDZ^\top)w\vartheta > p\phi\vartheta_0N, \end{aligned}$$

where $\phi > 0$ is some constant. Here, the first inequality is due to the Cauchy-Schwarz inequality, and the last one follows from Condition (C4). Therefore,

$$\inf_{\|\eta - \eta_0\| > \vartheta_0} \|\mathbb{E}[Q_c(\eta)] - \mathbb{E}[Q_c(\eta_0)]\|_2 > p\phi\vartheta_0N. \quad (\text{C.15})$$

Note that $\widehat{Q}_c(\widehat{\eta}) = 0$ almost surely and $\mathbb{E}[Q_c(\eta_0)] = 0$. It then follows from (C.14) that

$$\begin{aligned} \|\mathbb{E}[Q_c(\widehat{\eta})] - \mathbb{E}[Q_c(\eta_0)]\|_2 & = \|\widehat{Q}_c(\widehat{\eta}) - \{\widehat{Q}_c(\widehat{\eta}) - \mathbb{E}[Q_c(\widehat{\eta})]\}\|_2 \\ & = O_p\left(\frac{\kappa}{m^2} \left[(\kappa + q_n) \sqrt{n^3 \log(n)} + \sqrt{\frac{n^2 \log(n)}{h^{2p+2}}} + n + n^2 h^r \right]\right), \end{aligned} \quad (\text{C.16})$$

and for sufficiently large n , $\|\mathbb{E}[Q_c(\widehat{\eta})]\|_2 < \phi n^2 \vartheta_0 / 2$. Therefore, by (C.15), we obtain $\|\widehat{\eta} - \eta_0\|_2 < \vartheta_0$ with probability tending to one. By Taylor's expansion of $U(\widehat{\eta})$ at η_0 , we obtain

$$\begin{aligned} \|\widehat{\eta} - \eta_0\|_2 & = \|\mathbb{E}(ZDZ^\top)^{-1} \{\mathbb{E}[Q_c(\widehat{\eta})] - \mathbb{E}[Q_c(\eta_0)]\}\|_2 \\ & \leq \|\mathbb{E}(ZDZ^\top)^{-1}\|_2 \|\mathbb{E}[Q_c(\widehat{\eta})] - \mathbb{E}[Q_c(\eta_0)]\|_2. \end{aligned} \quad (\text{C.17})$$

By Condition (C4), there exists a positive constant ϕ such that $\phi_{\min}(\mathbb{E}(ZDZ^\top)) > \phi$. Thus, it follows from (C.16) and (C.17) that

$$\|\widehat{\eta} - \eta_0\|_2 \leq O_p\left(\frac{\kappa}{\phi m^2} \left[(\kappa + q_n) \sqrt{\frac{\log(n)}{n}} + \sqrt{\frac{\log(n)}{n^2 h^{2p+2}}} + \frac{1}{n} + h^r \right]\right).$$

We now show the second part of Theorem 2. Note that $\widehat{\theta} = \widehat{\theta}_{\widehat{\eta}}$ and $\theta_0 = \theta_{0, \eta_0}$. By the first part of Theorem 2, it suffices to show that

$$\sup_{\eta: \|\eta - \eta_0\| \leq \delta_n} \|\widehat{\theta}_\eta - \theta_0\|_\infty = O_p\left(\frac{\kappa}{\phi m^2} \left[(\kappa + q_n) \sqrt{\frac{\log(n)}{n}} + \sqrt{\frac{\log(n)}{n^2 h^{2p+2}}} + h^r \right]\right), \quad (\text{C.18})$$

where δ_n is a sequence of constants determined by Theorem 2. The proof of (C.18) is similar to that of Lemma 3. We only show the differences here. Note that

$$\begin{aligned}\hat{\theta}_\eta - \theta_0 &= V^{-1}U^\top [(\hat{Y} - Z\eta) - U\theta_0] \\ &= V^{-1}U^\top Z(\eta - \eta_0) + V^{-1}F_{\eta_0}(\theta_0) + V^{-1}U^\top (\hat{Y} - Y).\end{aligned}$$

With similar arguments as in the proof of (C.6), we have

$$\|V^{-1}U^\top Z(\eta - \eta_0)\|_\infty \leq O_p(\kappa\delta_n), \quad (\text{C.19})$$

which, together with (C.4) and (C.5), implies that (C.18) holds by choosing

$$\delta_n = \frac{\kappa}{\phi m^2} \left[(\kappa + q_n) \sqrt{\frac{\log(n)}{n}} + \sqrt{\frac{\log(n)}{n^2 h^{2p+2}}} + \frac{1}{n} + h^r \right].$$

This completes the proof. □

C.2 Proofs for Theorem 3

Before beginning to prove Theorem 3, we present five lemmas.

Lemma 4. *Under Conditions (C1)-(C7), we have*

$$\hat{\theta} - \theta_0 = V^{-1}U^\top (Y - Z\eta_0 - U\theta_0) + O_p\left(\frac{\kappa^2}{\phi m^2} \left[\frac{1}{n} + (\kappa + q_n) \sqrt{\frac{\log(n)}{n}} + \sqrt{\frac{\log(n)}{n^2 h^{2p+2}}} + h^r \right]\right).$$

Proof. We begin with the following decomposition

$$\begin{aligned}\hat{\theta} - \theta_0 &= V^{-1}U^\top (\hat{Y} - Z\hat{\eta}) - \theta_0 \\ &= \underbrace{V^{-1}U^\top (Y - Z\eta_0 - U\theta_0)}_{B_5} + \underbrace{V^{-1}U^\top (\hat{Y} - Y)}_{B_6} - \underbrace{V^{-1}U^\top Z(\hat{\eta} - \eta_0)}_{B_7}.\end{aligned}$$

It now suffices to show

$$B_6 = O_p\left(\frac{1}{m^2} \left(h^r + \sqrt{\frac{\log(n)}{n^2 h^{2p+2}}} \right)\right), \quad \text{and} \quad (\text{C.20})$$

$$B_7 = O_p\left(\frac{\kappa^2}{\phi m^2} \left[\frac{1}{n} + (\kappa + q_n) \sqrt{\frac{\log(n)}{n}} + \sqrt{\frac{\log(n)}{n^2 h^{2p+2}}} + h^r \right]\right). \quad (\text{C.21})$$

By (C.5), we have (C.20) holds.

We next show (C.21). Note that

$$\begin{aligned} B_7 &= V^{-1}U^\top Z(\hat{\eta} - \eta_0) \\ &= \underbrace{\check{S}U^\top Z(\hat{\eta} - \eta_0)}_{B_{71}} + \underbrace{(V^{-1} - \check{S})U^\top Z(\hat{\eta} - \eta_0)}_{B_{72}}. \end{aligned}$$

Let $B_{71,i}$ as the i th element of B_{71} . Then, we have

$$\begin{aligned} B_{71,i} &= \frac{1}{n-1} \sum_{j \neq i}^n Z_{ij}^\top (\hat{\eta} - \eta_0) + \frac{1}{n-1} \sum_{k \neq n} Z_{kn}^\top (\hat{\eta} - \eta_0), \quad i \in [n], \\ B_{71,n+j} &= \frac{1}{n-1} \sum_{i \neq j}^n Z_{ij}^\top (\hat{\eta} - \eta_0) - \frac{1}{n-1} \sum_{k \neq n} Z_{kn}^\top (\hat{\eta} - \eta_0), \quad j \in [n-1], \end{aligned}$$

which, together with Condition (C5) and Theorem 2, implies

$$\|B_{71}\|_\infty \leq 2\kappa p \|\hat{\eta} - \eta_0\|_\infty \leq O_p \left(\frac{\kappa^2}{\phi m^2} \left[\frac{1}{n} + (\kappa + q_n) \sqrt{\frac{\log(n)}{n}} + \sqrt{\frac{\log(n)}{n^2 h^{2p+2}}} + h^r \right] \right).$$

We now bound B_{72} . In view of Lemma 1 and Theorem 2, we have

$$\begin{aligned} \|B_{72}\|_\infty &\leq \frac{C_4(2n-1)}{n-1} \kappa p \|\hat{\eta} - \eta_0\|_\infty \\ &\leq O_p \left(\frac{\kappa^2}{\phi m^2} \left[\frac{1}{n} + (\kappa + q_n) \sqrt{\frac{\log(n)}{n}} + \sqrt{\frac{\log(n)}{n^2 h^{2p+2}}} + h^r \right] \right), \end{aligned}$$

where C_4 is some constant. Combing the results of B_{71} and B_{72} , we have (C.21) holds. This completes the proof. \square

Lemma 5. *Under Conditions (C1)-(C7), we have*

$$\hat{\eta} - \eta_0 = (Z^\top DZ)^{-1} Z^\top DQ + O_p \left(\frac{\kappa}{\phi m} \left(h^r + \sqrt{\frac{\log n}{n^4 h^{2p+2}}} \right) \right),$$

where $Q = (Q_1^\top, \dots, Q_n^\top)^\top$, $Q_i = (Q_{i1}, \dots, Q_{i,j-1}, Q_{i,j+1}, \dots, Q_{in})^\top$ and $Q_{ij} = Y_{ij} - \mathbb{E}(Y_{ij} | X_{ij1}, Z_{ij})$.

Proof. Note that $(Z^\top DZ)^{-1} Z^\top DU = 0$. Thus, we have

$$\begin{aligned} \hat{\eta} - \eta_0 &= (Z^\top DZ)^{-1} Z^\top D(Y - U\theta_0 - Z\eta_0 + \hat{Y} - Y) \\ &= (Z^\top DZ)^{-1} Z^\top D(Y - U\theta_0 - Z\eta_0) + (Z^\top DZ)^{-1} Z^\top D(\hat{Y} - Y). \end{aligned} \quad (\text{C.22})$$

With similar arguments as in the proof of (C.11), we have

$$(Z^\top DZ)^{-1} Z^\top D(\widehat{Y} - Y) = (Z^\top DZ)^{-1} Z^\top D\Delta + O_p\left(\frac{\kappa}{\phi m} \left(h^r + \sqrt{\frac{\log n}{n^4 h^{2p+2}}}\right)\right),$$

where $\Delta = (\Delta_1^\top, \dots, \Delta_n^\top)^\top$, $\Delta_i = (\Delta_{i1}, \dots, \Delta_{i,j-1}, \Delta_{i,j+1}, \dots, \Delta_{in})^\top$ and $\Delta_{ij} = \mathbb{E}(Y_{ij}|Z_{ij}) - \mathbb{E}(Y_{ij}|X_{ij}, Z_{ij})$.

By (C.22) and the fact that $\mathbb{E}(Y_{ij}|Z_{ij}) = \alpha_{0i} + \beta_{0j} + Z_{ij}^\top \eta_0$, we obtain

$$\begin{aligned} \widehat{\eta} - \eta_0 &= (Z^\top DZ)^{-1} Z^\top D(Y - U\theta_0 - Z\eta_0 + \Delta) + O_p\left(\frac{\kappa}{\phi m} \left(h^r + \sqrt{\frac{\log n}{n^4 h^{2p+2}}}\right)\right) \\ &= (Z^\top DZ)^{-1} Z^\top DQ + O_p\left(\frac{\kappa}{\phi m} \left(h^r + \sqrt{\frac{\log n}{n^4 h^{2p+2}}}\right)\right). \end{aligned}$$

This completes the proof. \square

Lemma 6 (Nazarov's inequality). *Let $Y = (Y_1, \dots, Y_d)^\top$ be a centered Gaussian vector in \mathbb{R}^d such that $\mathbb{E}[Y_j^2] \geq \underline{\sigma}^2$ for all $j \in [d]$ and some constant $\underline{\sigma} > 0$. Then for every $y \in \mathbb{R}^d$ and $t > 0$,*

$$|\mathbb{P}(Y \leq y + t) - \mathbb{P}(Y \leq y)| \leq (t/\underline{\sigma})(\sqrt{2 \log(d)} + 2).$$

Proof. See Lemma A.1 in Chernozhukov et al. (2017). \square

Lemma 7 (Gaussian-to-Gaussian Comparison). *If Z_1 and Z_2 are centered Gaussian random vectors in \mathbb{R}^d with covariance matrices Σ_1 and Σ_2 , respectively, and Σ_2 is such that $\Sigma_{2,jj} \geq c$ for all $j \in [d]$ for some constant $c > 0$, then*

$$\sup_{y \in \mathbb{R}^d} |\mathbb{P}(Z_1 \leq y) - \mathbb{P}(Z_2 \leq y)| \leq C(\Psi \log^2 d)^{1/2},$$

where C is a constant depending only on c and $\Psi = \|\Sigma_1 - \Sigma_2\|_{\max}$.

Proof. See Proposition 2.1 in Chernozhukov et al. (2022). \square

Lemma 8. *Suppose Conditions (C1)-(C7) hold. If there exist some constant σ_L^2 and σ_U^2 such that $\sigma_L^2 < \mathbb{E}(\epsilon_{ij}^2) < \sigma_U^2$ for all $i, j \in [n]$, and $(1/m + q_n + \kappa)^2 \log^5(n)/n = o(1)$, then we have*

$$\sup_{x \in \mathbb{R}^{M_{1\alpha}}} \left| \mathbb{P}(\mathcal{L}_1(\alpha) \Gamma U^\top \epsilon / \sqrt{n-1} \leq x) - \mathbb{P}(\mathcal{L}_1(\alpha) G_1 \leq x) \right| = o(1),$$

$$\sup_{x \in \mathbb{R}^{M_{1\beta}}} \left| \mathbb{P}(\mathcal{L}_1(\beta) \Gamma U^\top \epsilon / \sqrt{n-1} \leq x) - \mathbb{P}(\mathcal{L}_1(\beta) G_1 \leq x) \right| = o(1),$$

where $\Gamma = (V/(n-1))^{-1}$ and $\epsilon = Y - Z\eta_0 - U\theta_0$.

Proof. We show the first part and the second part can be obtained similarly. For simplicity, we let $\mathcal{L}_1 = \mathcal{L}_1(\alpha)$ and $L_{1,sk}$ be the (s, k) th element of \mathcal{L}_1 . Recall that $\epsilon_{ij} = Y_{ij} - Z_{ij}^\top \eta_0 - \alpha_{0i} - \beta_{0j}$. Let $\tilde{S} = (n-1)\check{S}$. We begin with the following decomposition

$$\begin{aligned} & \left| \mathbb{P}(\mathcal{L}_1 \Gamma U^\top \epsilon / \sqrt{n-1} \leq x) - \mathbb{P}(\mathcal{L}_1 G_1 \leq x) \right| \\ & \leq \underbrace{\left| \mathbb{P}(\mathcal{L}_1 \Gamma U^\top \epsilon / \sqrt{n-1} \leq x) - \mathbb{P}(\mathcal{L}_1 \tilde{G}_1 \leq x) \right|}_{B_{81}} + \underbrace{\left| \mathbb{P}(\mathcal{L}_1 \tilde{G}_1 \leq x) - \mathbb{P}(\mathcal{L}_1 G_1 \leq x) \right|}_{B_{82}}, \end{aligned}$$

where $\tilde{G}_1 \sim \mathcal{N}(0, \tilde{S})$. To show $B_{81} = o(1)$, we first show

$$\left| \mathbb{P}(\mathcal{L}_1 \tilde{S} U^\top \epsilon / \sqrt{n-1} \leq x) - \mathbb{P}(\mathcal{L}_1 \tilde{G}_1 \leq x) \right| = o(1). \quad (\text{C.23})$$

A direct calculation yields that the k th element of $\mathcal{L}_1 \tilde{S} U^\top \epsilon$ is $\sum_{i=1}^n \mathcal{L}_{1k}(\epsilon_i + \epsilon_{in})$, where \mathcal{L}_{1k} is the k th row of \mathcal{L}_1 and $\epsilon_i = (\epsilon_{1i}, \dots, \epsilon_{ni})^\top$ with $\epsilon_{ii} = 0$. We apply Theorem 2.1 of Chernozhukov et al. (2022) to the sequence $\mathcal{L}_{1k}(\epsilon_i + \epsilon_{in}) = \sum_{s=1}^n L_{1,ks}(\epsilon_{si} + \epsilon_{in})$. By Conditions (C5) and (C6), we know that

$$|\epsilon_{ij}| \leq |Y_{ij}| + |\alpha_{0i} + \beta_{0j}| + |Z_{ij}^\top \eta| \leq 1/m + q_n + \kappa.$$

By Condition (C8), we have $|L_{1,ks}\epsilon_{si}| \leq L_{U\alpha}|\epsilon_{si}|$ and

$$\left| \sum_{s=1}^n L_{1,ks}(\epsilon_{si} + \epsilon_{in}) \right| \leq 2L_{U\alpha} s U_\alpha \max_{1 \leq i \neq j \leq n} |\epsilon_{ij}|.$$

This implies that

$$\mathbb{E} \left(\exp \left\{ \left| \sum_{s=1}^n L_{1,sk}(\epsilon_{si} + \epsilon_{in}) \right| / B_n \right\} \right) \leq 2$$

with $B_n \geq 2L_{U\alpha} s U_\alpha (1/m + q_n + \kappa)$.

We next show

$$\begin{aligned} \frac{1}{n-1} \sum_{k \neq i}^n \mathbb{E}(\epsilon_{ik}^2) &\geq b_1^2, & \frac{1}{n-1} \sum_{k \neq j}^n \mathbb{E}(\epsilon_{kj}^2) &\geq b_1^2, \\ \frac{1}{n-1} \sum_{k \neq i}^n \mathbb{E}(\epsilon_{ik}^4) &\leq B_n^2 b_2^2 & \text{and} & \frac{1}{n-1} \sum_{k \neq j}^n \mathbb{E}(\epsilon_{kj}^4) \leq B_n^2 b_2^2, \end{aligned} \quad (\text{C.24})$$

where b_1 and $b_2 > 0$ are some constants. By condition $\sigma_L^2 < \mathbb{E}(\epsilon_{ij}^2) < \sigma_U^2$, we have $\mathbb{E}(\epsilon_{ij}^4) \leq B_n^2 \sigma_U^2$.

Therefore, (C.24) holds by setting $b_1 = \sigma_L$ and $b_2 = \sigma_U$.

By condition (C8), an application of Theorem 2.1 in Chernozhukov et al. (2022) yields that

$$|\mathbb{P}(\mathcal{L}_1 \tilde{S} U^\top \epsilon / \sqrt{n-1} < x) - \mathbb{P}(\mathcal{L}_1 \tilde{G} < x)| \leq C_5 \left(\frac{B_n^2 \log^5 n}{n} \right)^{1/4},$$

where C_5 is a constant depending only on b_1 and b_2 . This implies that (C.23) holds with $B_n^2 \log^5 n / n = o(1)$.

We next show

$$|\mathbb{P}(\mathcal{L}_1 \Gamma U^\top \epsilon / \sqrt{n-1} < x) - \mathbb{P}(\mathcal{L}_1 G_1 < x)| = o(1).$$

Let $[(\Gamma - \tilde{S})U^\top / \sqrt{n-1}]_j$ denote the j th row of $(\Gamma - \tilde{S})U^\top / \sqrt{n-1}$. Note that

$$\begin{aligned} \|(V^{-1} - \check{S})(I - V\check{S})\|_{\max} &= \|(V^{-1} - \check{S}) - \check{S}(I - V\check{S})\|_{\max} \\ &\leq \|V^{-1} - \check{S}\|_{\max} + \|\check{S}(I - V\check{S})\|_{\max} \\ &\leq \frac{C_0}{(n-1)^2} + \frac{2}{(n-1)^2}. \end{aligned}$$

This, together with Condition (C8), we have

$$\|[\mathcal{L}_1(\Gamma - \tilde{S})U^\top / \sqrt{n-1}]_j\|_2^2 \leq O\left(\frac{1}{n-1}\right).$$

Then, by the general Hoeffding's inequality (Theorem 2.6.3, Vershynin, 2018), we have

$$\mathbb{P}\left(\max_{j \in [2n-1]} \left| \frac{1}{\sqrt{n-1}} [\mathcal{L}_1(\Gamma - \tilde{S})U^\top]_j \epsilon \right| > C_6(1/m + q_n + \kappa) \sqrt{\frac{\log(n-1)}{n-1}}\right) \leq (n-1)^{-c},$$

where $C_6 > 0$ is some sufficiently large constant and $c > 0$ is a constant depending on C_6 . This implies that

$$\|\mathcal{L}_1(\Gamma - \tilde{S})U^\top \epsilon / \sqrt{n-1}\|_\infty = O_p\left((1/m + q_n + \kappa) \sqrt{\frac{\log(n-1)}{n-1}}\right).$$

Let $\varrho_{1n} = C_6(1/m + q_n + \kappa) \sqrt{\log(n-1)/(n-1)}$, and define $R_n = (R_{ln})^\top = \mathcal{L}_1(\Gamma - \tilde{S})U^\top \epsilon$. By

Condition (C8), we have

$$\begin{aligned}
\|\sqrt{n-1}\mathcal{L}_1 R_n\|_\infty &\leq \max_{1 \leq l \leq 2n-1} \sum_{k \in S_1} |L_{1,lk}| |\sqrt{n-1}R_{kn}| \\
&\leq \max_{1 \leq l \leq M_1, 1 \leq k \leq 2n-1} |L_{1,lk}| \max_{1 \leq l \leq 2n-1} \sum_{k \in S_1} |\sqrt{n-1}R_{kn}| \\
&\leq \max_{1 \leq l \leq M_1, 1 \leq k \leq 2n-1} |L_{1,lk}| \max_{1 \leq l \leq 2n-1} \max_{k \in S_1} |\sqrt{n-1}R_{kn}| = O_p(L_{1n}).
\end{aligned}$$

Now for any $x \in \mathbb{R}^{2n-1}$,

$$\begin{aligned}
\mathbb{P}(\mathcal{L}_1 \Gamma U^\top \epsilon / \sqrt{n-1} \leq x) &= \mathbb{P}(\mathcal{L}_1 \tilde{S} U^\top \epsilon / \sqrt{n-1} + \mathcal{L}_1 (\Gamma - \tilde{S}) U^\top \epsilon / \sqrt{n-1} \leq x) \\
&\leq \mathbb{P}(\mathcal{L}_1 \tilde{S} U^\top \epsilon / \sqrt{n-1} \leq x + \varrho_{1n}) + o(1) \\
&\leq \mathbb{P}(\mathcal{L}_1 \tilde{G}_1 \leq x + L_{1n}) + o(1) \\
&\leq \mathbb{P}(\mathcal{L}_1 \tilde{G}_1 \leq x) + O(\varrho_{1n} \sqrt{\log(2n-1)}) + o(1),
\end{aligned}$$

where second to last inequality holds due to (C.23) and the last inequality holds by Lemma 6.

Likewise, we have

$$\mathbb{P}(\mathcal{L}_1 \Gamma U^\top \epsilon / \sqrt{n-1} \leq x) \geq \mathbb{P}(\mathcal{L}_1 \tilde{G}_1 \leq x) - O(\varrho_{1n} \sqrt{\log(2n-1)}) - o(1).$$

Thus, we obtain $B_{81} = o(1)$ with $\varrho_{1n} \sqrt{\log(2n-1)} = o(1)$.

In addition, by Lemma 1, we have

$$\|\mathcal{L}_1 (\Gamma - \tilde{S}) \mathcal{L}_1^\top\|_{\max} \leq O((n-1)^{-1}),$$

which, together with Lemma 7, implies that

$$B_{82} = |\mathbb{P}(\mathcal{L}_1 \tilde{G}_1 \leq x) - \mathbb{P}(\mathcal{L}_1 G_1 \leq x)| \leq O(\log(n)/\sqrt{n}).$$

This completes the proof. □

We are now ready to prove Theorem 3.

Proof of Theorem 3. Define $\varrho_{2n} = \kappa^2/(\phi m^2)[1/\sqrt{n} + \sqrt{\log(n)/(nh^{2p+2})} + \sqrt{nh^r}]$ and $r_n = \sqrt{n-1}\mathcal{L}_1(\alpha)(\hat{\theta} - \theta_0) - \mathcal{L}_1(\alpha)\Gamma U^\top \epsilon/\sqrt{n-1}$. Then, by Lemma 4 and Condition (C8), we have

$$\begin{aligned} & \mathbb{P}(\sqrt{n-1}|\mathcal{L}_1(\alpha)r_n| > C_7\varrho_{2n}) \\ & \leq \mathbb{P}\left(\max_{1 \leq l \leq M_1, 1 \leq k \leq 2n-1} |L_{1,lk}(\alpha)| \max_{1 \leq l \leq 2n-1} \max_{k \in \mathcal{S}_1} |\sqrt{n-1}r_{kn}| > C_7\varrho_{2n}\right) = o(1), \end{aligned}$$

where $C_7 > 0$ is a sufficiently large constant. Now for any $x \in \mathbb{R}^{2n-1}$,

$$\begin{aligned} \mathbb{P}(\sqrt{n-1}\mathcal{L}_1(\alpha)(\hat{\theta} - \theta_0) \leq x) &= \mathbb{P}(\mathcal{L}_1(\alpha)\Gamma U^\top \epsilon/\sqrt{n-1} + r_n \leq x) \\ &\leq \mathbb{P}(\mathcal{L}_1(\alpha)\Gamma U^\top \epsilon/\sqrt{n-1} \leq x + C_7\varrho_{2n}) + o(1) \\ &\leq \mathbb{P}(\mathcal{L}_1(\alpha)G_1 \leq x + C_7\varrho_{2n}) + o(1) && \text{(by Lemma 8)} \\ &\leq \mathbb{P}(\mathcal{L}_1(\alpha)G_1 \leq x) + O(\varrho_{2n}\sqrt{\log(2n-1)}) + o(1) && \text{(by Lemma 6)}. \end{aligned}$$

Likewise, we have

$$\mathbb{P}(\sqrt{n-1}\mathcal{L}_1(\alpha)(\hat{\theta} - \theta_0) \leq x) \geq \mathbb{P}(\mathcal{L}_1(\alpha)G_1 \leq x) - O(\varrho_{2n}\sqrt{\log(2n-1)}) - o(1).$$

Since $\varrho_{2n}\sqrt{\log(2n-1)} = o(1)$, we obtain the conclusion of the theorem. \square

C.3 Proof of Theorem 4

Proof. By Lemma 5, the proof follows the same arguments as Lemma 8 and Theorem 3, and we omit the details here. \square

C.4 Proof of Theorem 5

Proof. We only present the proof of the first part, and the proof of the second part is similar and omitted. By Lemma 7 and Condition (C8), it suffices to show $\Psi = o_p(\log^{-2} n/n)$, where

$$\Psi = \|\sigma_\epsilon^2 V^{-1} - \hat{\sigma}_\epsilon^2 V^{-1}\|_{\max}. \tag{C.25}$$

Note that

$$\begin{aligned}\widehat{\sigma}_\epsilon^2 - \sigma_\epsilon^2 &= \frac{1}{n(n-1)} \sum_{i=1}^n \sum_{j \neq i} (\widehat{\epsilon}_{ij} - \epsilon_{ij})^2 + \frac{2}{n(n-1)} \sum_{i=1}^n \sum_{j \neq i} \epsilon_{ij} (\widehat{\epsilon}_{ij} - \epsilon_{ij}) \\ &\quad + \frac{1}{n(n-1)} \sum_{i=1}^n \sum_{j \neq i} (\epsilon_{ij}^2 - \sigma_\epsilon^2).\end{aligned}$$

Then, by Theorem 2 and (C.20), we can show

$$\begin{aligned}|\widehat{\sigma}_\epsilon^2 - \sigma_\epsilon^2| &= O_p(\|\widehat{Y} - Y\|_\infty + 2\|\widehat{\theta} - \theta_0\|_\infty + \kappa\|\widehat{\eta} - \eta_0\| + 1/n) \\ &= O_p\left(\frac{\kappa^2}{\phi m^2} \left[h^r + (\kappa + q_n) \sqrt{\frac{\log(n)}{n}} + \sqrt{\frac{\log(n)}{n^2 h^{2p+2}}} \right]\right).\end{aligned}$$

This, together with $\|V^{-1}\|_{\max} = O(1/(n-1))$, gives

$$|\widehat{\sigma}_\epsilon^2 - \sigma_\epsilon^2| \times \|V^{-1}\|_{\max} = O_p\left(\frac{\kappa^2}{n\phi m^2} \left(h^r + (\kappa + q_n) \sqrt{\frac{\log n}{n}} + \sqrt{\frac{\log n}{n^2 h^{2p+2}}} \right)\right).$$

Because $(\kappa^2/\phi m^2)[h^r + (\kappa + q_n)\sqrt{(\kappa + q_n)\log(n)/n} + \sqrt{\log(n)/(n^2 h^{2p+2})}] = o(\log^{-2} n)$ under the condition (4.3), we have $\Psi = o_p(\log^{-2} n/n)$. This completes the proof. \square

C.5 Proof of Proposition 1

Proof. We only show the conclusion for $\mathcal{T}_{\alpha,S}$. Let $\widetilde{\mathcal{T}}_{\alpha,S} = \sqrt{n-1} |\max_{i \in [n]} \widehat{\alpha}_i - \alpha_{0i}| / \widehat{\zeta}_i^{1/2}$ and $\Psi = \text{diag}\{\zeta_1^{1/2}, \dots, \zeta_n^{1/2}\}$. Since $|\widehat{\zeta}_i - \zeta_i| \leq (n-1) \|\sigma_\epsilon^2 V^{-1} - \widehat{\sigma}_\epsilon^2 V^{-1}\|_{\max} = o_p(1)$ as in the proof of Theorem 5, we have

$$\max_{i \in [n]} |1/\widehat{\zeta}_i - 1/\zeta_i| = \max_{i \in [n]} |\widehat{\zeta}_i - \zeta_i| / (\widehat{\zeta}_i \zeta_i) = o_p(1). \quad (\text{C.26})$$

Under the conditions of Theorem 5, we can show that the distribution of $\widetilde{\mathcal{T}}_{\alpha,S}$ can be approximated by $\|G_{1\alpha}\|_\infty$ with $G_{1\alpha} = (G_{11}, \dots, G_{1n})^\top \sim N(0, \Psi^{-1/2} \Omega_\alpha \Psi^{-1/2})$, where $\Omega_\alpha = (\omega_{\alpha,ij})$ is the upper left $n \times n$ block of $(n-1)\sigma^2 V^{-1}$. Note that $|\omega_{\alpha,ij}| / (\zeta_i \zeta_j) < 1$ and V is positive definite. By Lemma 6 of Cai et al. (2014), we have for any $x \in \mathbb{R}$ and as $n \rightarrow \infty$,

$$\mathbb{P}\left(\max_{i \in [n]} |G_{1i}|^2 - 2 \log(n) + \log(\log n) \leq x\right) \rightarrow F(x) = \exp\{-\exp(-x/2)/\sqrt{\pi}\}.$$

In other word, $\max_{i \in [n]} |G_{1i}|^2$ converges in distribution to a Gumbel extreme value distribution. It further implies that

$$\mathbb{P}(\tilde{\mathcal{T}}_{\alpha, S}^2 \leq 2 \log(n) - \log(\log n)/2) \rightarrow 1.$$

This, together with the result of Theorem 5, implies that

$$|c_{\alpha, S}(\nu)^2 - 2 \log(n) + \log(\log n)/2 - q_{1-\alpha}| = o(1), \quad (\text{C.27})$$

where $q_{1-\alpha}$ denotes the upper α -quantile of the distribution $F(x)$. Let i^* be the index such that $|\hat{\alpha}_{i^*} - \alpha_{0i^*}|/\zeta_{i^*}^{1/2} > (\sqrt{2} + \lambda_0)\sqrt{\log(n)/(n-1)}$. Then, for any $\varsigma > 0$, we have

$$\begin{aligned} |\alpha_{0i^*}|^2/\hat{\zeta}_{i^*} &= |\hat{\alpha}_{i^*} - (\hat{\alpha}_{i^*} - \alpha_{0i^*})|^2/\hat{\zeta}_{i^*} \\ &\leq (1 + \varsigma^{-1})|\hat{\alpha}_{i^*} - \alpha_{0i^*}|^2/\hat{\zeta}_{i^*} + (1 + \varsigma)|\hat{\alpha}_{i^*}|^2/\hat{\zeta}_{i^*}. \end{aligned} \quad (\text{C.28})$$

Note that $(n-1)|\hat{\alpha}_{i^*} - \alpha_{0i^*}|^2/\hat{\zeta}_{i^*} = o_p(\log n)$ if i^* is fixed. Thus, by (C.28) and the fact that $\alpha \in \mathcal{U}_\alpha(\sqrt{2} + \lambda_0)$, we have

$$(n-1)|\hat{\alpha}_{i^*}|^2/\hat{\zeta}_{i^*} \geq \frac{1}{1 + \varsigma} \left\{ (\sqrt{2} + \lambda_0)^2 (\log n - o_p(\log n)) \right\}. \quad (\text{C.29})$$

By (C.27), (C.29) and choosing a small ς , we have

$$\inf_{\alpha_0 \in \mathcal{U}_\alpha(\sqrt{2} + \lambda_0)} \mathbb{P}(\max_{i \in [n]} \sqrt{n-1} |\hat{\alpha}_i|/\hat{\zeta}_i^{1/2} > c_{\alpha, S}(\nu)) \rightarrow 1.$$

This completes the proof. □

C.6 Proof of Proposition 2

Proof. We first show consistency of $\hat{\mathcal{S}}_\alpha(2)$. With similar arguments as in the proof of Proposition 1, we can show that

$$\mathbb{P}(\max_{i \in \mathcal{S}_{0\alpha}^c} \sqrt{n-1} |\hat{\alpha}_i|^2/\hat{\zeta}_i \leq 2 \log(n) - \log(\log n)/2) \rightarrow 1, \quad (\text{C.30})$$

where $\mathcal{S}_{0\alpha}^c$ denotes the complementary set of $\mathcal{S}_{0\alpha}$.

Note that

$$\begin{aligned} \min_{i \in \mathcal{S}_{0\alpha}} |\alpha_{0i}|^2 / \widehat{\zeta}_i &= \min_{i \in \mathcal{S}_{0\alpha}} |\widehat{\alpha}_i - (\widehat{\alpha}_i - \alpha_{0i})|^2 / \widehat{\zeta}_i \\ &\leq 2 \max_{i \in \mathcal{S}_{0\alpha}} |\widehat{\alpha}_i - \alpha_{0i}|^2 / \widehat{\zeta}_i + 2 \min_{i \in \mathcal{S}_{0\alpha}} |\widehat{\alpha}_i|^2 / \widehat{\zeta}_i. \end{aligned}$$

In addition, because $(n-1)|\alpha_{0i}|^2 / \widehat{\zeta}_i = (n-1)|\alpha_{0i}|^2 / \zeta_i + o_p(1)$ and

$$\mathbb{P}\left(\max_{i \in \mathcal{S}_{0\alpha}} (n-1)|\widehat{\alpha}_i - \alpha_{0i}|^2 / \widehat{\zeta}_i \leq 2 \log(n) - \log(\log n) / 2\right) \rightarrow 1,$$

we have

$$\begin{aligned} &\mathbb{P}\left(\min_{i \in \mathcal{S}_{0\alpha}} (n-1)|\widehat{\alpha}_i|^2 / \widehat{\zeta}_i \leq 2 \log(n)\right) \\ &\geq \mathbb{P}\left(2 \min_{i \in \mathcal{S}_{0\alpha}} (n-1)|\widehat{\alpha}_i|^2 / \widehat{\zeta}_i - 4 \log(n) + \log(\log n) \leq 8 \log(n)\right) \rightarrow 1. \end{aligned} \quad (\text{C.31})$$

Combining the results of (C.30) and (C.31), we have

$$\inf_{\alpha_0 \in \mathcal{G}_\alpha(2\sqrt{2})} \mathbb{P}(\widehat{\mathcal{S}}_\alpha(2) = \mathcal{S}_{0\alpha}) \rightarrow 1.$$

We next show the optimality of $t = 2$. Note that with a sufficiently large n , we can choose a subset $\widetilde{\mathcal{G}}_\alpha$ of $\{i \in [n] : \alpha_{0i} = 0\}$ such that $n^{t/2} < |\widetilde{\mathcal{G}}_\alpha| < n$. For simplicity, we denote $|\widetilde{\mathcal{G}}_\alpha| = \lfloor n^{t_1} \rfloor$ with $t/2 < t_1 < 1$, where $\lfloor x \rfloor$ denotes the maximum integer that is not larger than x . Then, using the above arguments, we can show that the distribution of $\max_{i \in \widetilde{\mathcal{G}}_\alpha} \sqrt{n-1} |\widehat{\alpha}_i| / \widehat{\zeta}_i^{1/2}$ can be approximated by $\max_{i \in \widetilde{\mathcal{G}}_\alpha} |G_{1i}|$ with $G_{1\alpha} = (G_{11}, \dots, G_{1n})^\top \sim N(0, \Omega_\alpha)$, and for any $x \in \mathbb{R}$ and as $n \rightarrow \infty$,

$$\mathbb{P}\left(\max_{i \in \widetilde{\mathcal{G}}_\alpha} |G_{1i}|^2 - 2 \log(\lfloor n^{t_1} \rfloor) + \log(\log \lfloor n^{t_1} \rfloor) \leq x\right) \rightarrow \exp\{-\exp(-x/2) / \sqrt{\pi}\}.$$

Then, for any t_2 such that $t < t_2 < 2t_1 < 2$, we have

$$\mathbb{P}\left(\max_{i \in \widetilde{\mathcal{G}}_\alpha} (n-1)|\widehat{\alpha}_i|^2 / \widehat{\zeta}_i > t_2 \log(n)\right) \rightarrow 1.$$

In other words, some elements in $\widetilde{\mathcal{G}}_\alpha$ are retained in $\widehat{\mathcal{S}}_\alpha(t)$ with $0 < t < 2$. The conclusion thus follows from the definition of $\widetilde{\mathcal{G}}_\alpha$. Similarly, we can show that it also holds for $\widehat{\mathcal{S}}_\beta(t)$. This completes the proof. \square

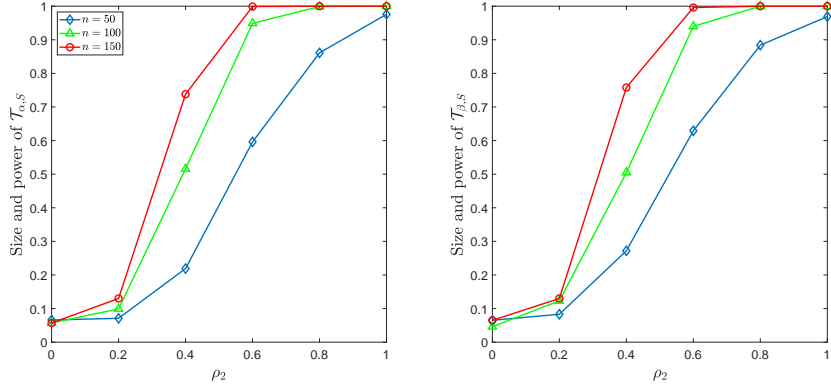


Figure S1: Empirical size and power of $\mathcal{T}_{\alpha,S}$ and $\mathcal{T}_{\beta,S}$ for conditionally independent cases.

C.7 Proof of Theorem 6

Proof. By some arguments similar to the proof of (C.25), we have

$$\begin{aligned} \Psi &= \|V^{-1}U^\top(\widehat{\text{Cov}}(\epsilon) - \text{Cov}(\epsilon))UV^{-1}\|_{\max} \\ &= O_p\left(\frac{\kappa^2}{n\phi m^2}\left(h^r + (\kappa + q_n)\sqrt{\frac{\log n}{n}} + \sqrt{\frac{\log n}{n^2 h^{2p+2}}}\right)\right). \end{aligned}$$

which implies that $\Psi = o_p(\log^{-2} n/n)$ under the condition (4.3). This completes the proof. \square

D Additional simulation studies

In this section, we conduct additional simulation studies to evaluate the finite sample performance of the proposed method.

D.1 Simulation studies for conditionally independent cases

We independently generate ε_{ij} ($i, j \in [n]$) from $U(-0.5, 0.5)$ when $Z_{ij1}Z_{ij2} > 0$ and from $U(-1, 1)$ otherwise. We set $n = 100$ and 150 . All other settings remain consistent with those in Section 5 of the main paper. The results, presented in Tables S1 and S2 and Figures S1 and S2, indicate that the proposed methods still work well even when ε_{ij} is conditionally independent of X_{ij1} given Z_{ij} .

Table S1: The results of bias, standard deviation (SD) and 95% empirical coverage probability (CP) of the estimators for conditionally-independent cases.

n		$\rho_1 = 0.1$			$\rho_1 = 0.2$		
		Bias	SD	CP(%)	Bias	SD	CP(%)
$n = 50$	α_{01}	0.017	0.312	91.2	0.017	0.292	92.8
	$\alpha_{0\frac{n}{2}}$	-0.002	0.259	96.3	0.000	0.253	96.1
	α_{0n}	-0.009	0.240	97.2	0.000	0.260	95.0
	$\alpha_{\frac{n}{5}, \frac{4n}{5}}$	0.015	0.280	95.1	0.023	0.290	92.4
	$\alpha_{\frac{n}{2}, \frac{n}{2}+1}$	0.006	0.265	95.8	-0.007	0.257	95.7
	η_{01}	0.015	0.027	92.3	0.016	0.027	92.1
	η_{02}	-0.014	0.026	92.5	-0.018	0.026	92.9
$n = 100$	α_{01}	0.034	0.257	91.2	0.028	0.234	91.6
	$\alpha_{0\frac{n}{2}}$	-0.006	0.192	97.0	-0.002	0.184	97.2
	α_{0n}	0.000	0.191	97.9	-0.004	0.207	94.9
	$\alpha_{\frac{n}{5}, \frac{4n}{5}}$	0.022	0.262	91.1	0.017	0.238	90.7
	$\alpha_{\frac{n}{2}, \frac{n}{2}+1}$	0.025	0.241	92.2	0.009	0.232	92.2
	η_{01}	0.006	0.014	94.4	0.009	0.014	94.0
	η_{02}	-0.005	0.014	94.4	-0.009	0.014	93.8

D.2 Comparison with Candelaria’s method

In this subsection, we conduct simulation studies to compare our method with Candelaria’s approach. Since Candelaria’s method focuses on modeling undirected networks, we adjust our method to accommodate this scenario. In addition, we also compare with the conditional maximum likelihood method presented in Graham (2017). To ensure a fair comparison, we set $\gamma_{01} = 1$ when implementing the method of Graham (2017). We employ the simulation settings used in Candelaria (2020). Specifically, let \check{X}_i be drawn from a beta distribution $\text{Beta}(2, 2) - 1/2$, where $\text{Beta}(a_1, a_2)$

Table S2: The mean and standard deviation (SD) of $\mathcal{M}(\mathcal{S}_0, \widehat{\mathcal{S}})$, and the numbers of false positives (FP) and false negatives (FN).

n	α_0				β_0			
	Mean	SD	FP	FN	Mean	SD	FP	FN
100	0.959	0.094	0.430	0.533	0.958	0.099	0.463	0.522
150	0.981	0.058	0.327	0.117	0.981	0.061	0.332	0.130

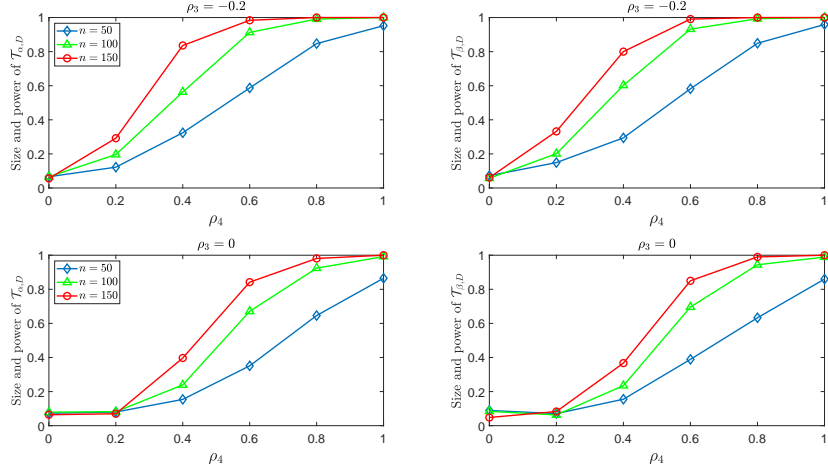


Figure S2: Empirical size and power of $\mathcal{T}_{\alpha,D}$ and $\mathcal{T}_{\beta,D}$ for conditionally independent cases.

denotes a beta distribution with parameters a_1 and a_2 . The pair-specific covariate Z_{ij} is defined as $Z_{ij} = \check{X}_i \check{X}_j$. The agent-specific unobserved factor α_{0i} is generated as follows:

$$\alpha_{0i} = 0.75\check{X}_i - 0.25C_n \times \text{Beta}(0.5, 0.5),$$

where $C_n \in \{\log n, \log \log n, (\log n)^{1/2}\}$ controls the sparsity level of the network. The special regressor $X_{ij1} = X_{ji1}$ is simulated as $X_{ij1} \sim \mathcal{N}_1(0, 2)$ for $i < j$. The noise term $\varepsilon_{ij} = \varepsilon_{ji}$ is generated from $\text{Beta}(2, 2) - 1/2$ for $i < j$. We set $\eta_0 = 1.5$ and the network size $n = 50$. Then, we generate A_{ij} using the following formula: $A_{ij} = \mathbb{I}(\alpha_{0i} + \alpha_{0j} + X_{ij1} + Z_{ij}^\top \eta_0 > \varepsilon_{ij})$. The results are presented in Table S3. We see that our method exhibits a smaller bias in the estimators compared to Candelaria's method, while both methods yield comparable standard errors. Since the noise does not follow a logistic distribution, Graham's method exhibits a non-negligible bias in the estimator.

Moreover, our method is computationally more efficient than the methods in Graham (2017) and Candelaria (2020). This is because their methods involve a U-statistic of order four, which leads to a high computational cost. In contrast, our projection method with a least squares solution effectively addresses this issue.

Table S3: The comparison results of our method, Graham’s method and Candelaria’s method.

C_n	Graham’s method			Candelaria’s method			Our method		
	Bias	SD	Time	Bias	SD	Time	Bias	SD	Time
$\log \log(n)$	0.519	0.856	9.154	0.151	0.847	8.181	−0.060	0.776	0.081
$\log(n)^{1/2}$	0.536	0.885	9.160	0.116	0.896	8.212	−0.064	0.936	0.080
$\log(n)$	0.562	1.017	9.259	0.168	1.129	8.244	−0.019	1.378	0.079

D.3 Asymptotic relative efficiency

In this subsection, we study the asymptotic relative efficiency of the proposed method. For comparison, we consider the following model:

$$\mathbb{P}(A_{ij} = 1 | X_{ij1}, Z_{ij}) = \frac{e^{(\alpha_{0i} + \beta_{0j} + X_{ij1} + Z_{ij}^\top \eta_0)/v}}{1 + e^{(\alpha_{0i} + \beta_{0j} + X_{ij1} + Z_{ij}^\top \eta_0)/v}}.$$

In this context, the noise ε_{ij} in model (2.1) is assumed to follow a generalized logistic distribution, with distribution function given by $(1 + e^{-x/v})^{-1}$. When obtaining the MLE, we assume that v is known a priori to ensure model identification and focus on estimating α_{0i} , β_{0j} and η_0 . To estimate these unknown parameters, we employ the maximum likelihood method developed in Yan et al. (2019). Using arguments similar to those in the proofs of Theorems 3.1-3.3 from Yan et al. (2019), we can establish that the asymptotic variance of the maximum likelihood estimator (MLE) for α_{0i} under the generalized logistic model is given by $\check{\zeta}_i = v^{-1}[1/\check{v}_{ii} + 1/\check{v}_{(2n)(2n)}]$, where

$$\check{v}_{ii} = \sum_{j \neq i} \frac{e^{(\alpha_{0i} + \beta_{0j} + X_{ij1} + Z_{ij}^\top \eta_0)/v}}{[1 + e^{(\alpha_{0i} + \beta_{0j} + X_{ij1} + Z_{ij}^\top \eta_0)/v}]^2},$$

for $i = 1, \dots, n - 1$ and

$$\check{v}_{(2n)(2n)} = \sum_{i=1}^{n-1} \frac{e^{(\alpha_{0i} + \beta_{0n} + X_{in1} + Z_{in}^\top \eta_0)/v}}{[1 + e^{(\alpha_{0i} + \beta_{0n} + X_{in1} + Z_{in}^\top \eta_0)/v}]^2}.$$

Furthermore, according to Theorem 3 in the main paper, the asymptotic variance of $\widehat{\alpha}_i$ is given by $\zeta_i = (2n - 1)\sigma_\epsilon^2/[n(n - 1)]$. Therefore, the asymptotic relative efficiency (ARE) between ζ_i and $\check{\zeta}_i$ is defined as

$$\text{ARE}(\zeta_i, \check{\zeta}_i) = \frac{\zeta_i}{\check{\zeta}_i} = \frac{\sigma_\epsilon^2 (2n - 1)}{v n(n - 1)} \frac{1}{\check{v}_{ii}^{-1} + \check{v}_{(2n)(2n)}^{-1}}.$$

Since the above ratio is highly dependent on the configuration of parameters, providing a direct comparison is challenging. Therefore, we conduct simulation studies to evaluate it. Specifically, we set $v \in \{0.5, 0.6, 0.7, 0.8, 0.9, 1\}$. For each $i \in [n]$, the parameter α_{0i} is taken as

$$\alpha_{0i} = -0.25 \log(n) + \frac{i - 1}{n - 1} [0.25 \log(n) + \rho_1 \log(n)],$$

where $\rho_1 \in \{0, 0.1\}$ controls the sparsity level of the network. In addition, we set $\beta_{0i} = \alpha_{0i}$ for $i \in [n - 1]$ and $\beta_{0n} = 0$ for model identifiability. All other settings remain consistent with those outlined in Section 7.1. We estimate $\text{ARE}(\zeta_i, \check{\zeta}_i)$ by replacing ζ_i and $\check{\zeta}_i$ with their estimators, denoted by $\widehat{\text{ARE}}(\zeta_i, \check{\zeta}_i)$. We then calculate the average of AREs as follows: $\text{ave}(\text{ARE}) = n^{-1} \sum_{i=1}^n \widehat{\text{ARE}}(\zeta_i, \check{\zeta}_i)$. Furthermore, we examine a scenario where the model is misspecified for the MLE by incorrectly setting v to 1 for various values of v . The results are presented in Table S4. We observe that the values of $\text{ave}(\text{ARE})$ are approximately 1.3 for various values of v when compared to the MLE obtained under correct model specification. This indicates that our method may exhibit some loss of efficiency, as it does not specify a parametric model for the noise distribution. However, in cases where the model is misspecified for the MLE, the values of $\text{ave}(\text{ARE})$ decrease as v varies from 1 to 0.5, even falling below 1 when $v = 0.5$ and 0.6 . This suggests that our method can be more efficient than the MLE obtained under model misspecification. This is understandable, as parametric methods are highly sensitive to model assumptions.

Table S4: The results for asymptotic relative efficiency. In Case I, the model is correctly specified with v known a priori, whereas Case II illustrates a misspecified model in which v is incorrectly set to 1 for various values of v .

Case	$v = 0.5$		$v = 0.6$		$v = 0.7$		$v = 0.8$		$v = 0.9$		$v = 1$	
	$\rho_1 = 0$	0.1	0	0.1	0	0.1	0	0.1	0	0.1	0	0.1
I	1.31	1.31	1.32	1.30	1.32	1.30	1.43	1.28	1.27	1.31	1.38	1.28
II	0.83	0.85	0.94	0.93	1.02	1.02	1.22	1.10	1.18	1.21	1.38	1.28

D.4 Simulation studies with weighted networks

In this section, we evaluate the finite-sample performance of the proposed method for weighted networks. Specifically, we generate A_{ij} using $A_{ij} = \sum_{l=0}^{R-1} \pi_l \mathbb{I}(\omega_{0l} < \alpha_{0i} + \beta_{0j} + X_{ij1} + Z_{ij}^\top \eta_0 - \varepsilon_{ij} \leq \omega_{0,l+1})$. Here, we set $R = 7$ and $\pi_l = l - 1$. Under this setting, $A_{ij} \in \{0, 1, \dots, 6\}$. In addition, let $\omega_{0l} = 0.25(l - 1)$ for $l \in [R - 1]$, $\alpha_{0i} = \beta_{0i} = -0.3$ for $i \in [n - 1]$, and $\alpha_{0n} = \beta_{0n} = 0$. We choose the sample size to be 50 and 100. All other settings remain consistent with those outlined in Section 7. The results, presented in Table S5, indicate that the proposed method still works well for weighted networks.

Table S5: The results of bias, standard deviation (SD) and 95% empirical coverage probability (CP) of the estimators for weighted networks.

n		$\varepsilon_{ij} \sim N(0,1)$			$\varepsilon_{ij} \sim \text{Logistic}(0,1/2)$			$\varepsilon_{ij} \sim \text{Mnorm}_1$		
		Bias	SD	CP(%)	Bias	SD	CP(%)	Bias	SD	CP(%)
50	α_{01}	0.036	0.406	95.6	0.015	0.390	94.2	0.035	0.395	95.5
	$\alpha_{0\frac{n}{2}}$	0.021	0.413	94.7	0.038	0.386	95.0	0.019	0.400	95.6
	α_{0n}	0.047	0.403	95.4	0.039	0.373	95.0	0.030	0.404	96.3
	$\alpha_{\frac{n}{5}, \frac{4n}{5}}$	0.017	0.417	93.7	0.020	0.403	94.0	0.016	0.452	92.7
	$\alpha_{\frac{n}{2}, \frac{n}{2}+1}$	0.013	0.400	95.4	-0.022	0.421	93.4	-0.007	0.415	94.7
	η_{01}	-0.015	0.034	96.5	-0.014	0.032	95.6	-0.015	0.037	94.7
	η_{02}	0.015	0.035	95.2	0.014	0.032	95.7	0.016	0.036	94.5
	ω_1	0.040	0.368	95.6	0.054	0.348	95.0	0.034	0.375	95.7
	ω_2	0.025	0.368	95.6	0.042	0.346	95.4	0.020	0.374	95.7
	ω_3	0.001	0.368	95.6	0.023	0.346	95.4	-0.005	0.376	95.5
	ω_4	-0.032	0.369	95.2	-0.006	0.346	95.5	-0.039	0.377	95.6
	ω_5	-0.079	0.370	95.0	-0.047	0.346	95.5	-0.085	0.378	93.8
	ω_6	-0.138	0.369	94.1	-0.102	0.346	94.7	-0.146	0.378	93.0
	100	α_{01}	0.025	0.190	97.1	0.010	0.327	94.7	0.018	0.315
$\alpha_{0\frac{n}{2}}$		0.007	0.204	96.5	0.009	0.318	95.3	0.007	0.345	95.7
α_{0n}		0.024	0.193	97.0	0.018	0.314	96.4	0.019	0.319	95.2
$\alpha_{\frac{n}{5}, \frac{4n}{5}}$		0.002	0.211	94.6	0.000	0.311	93.6	0.008	0.344	94.4
$\alpha_{\frac{n}{2}, \frac{n}{2}+1}$		0.012	0.208	95.5	0.002	0.324	93.7	0.006	0.391	93.6
η_{01}		-0.010	0.011	95.7	-0.015	0.018	92.6	-0.016	0.020	92.5
η_{02}		0.010	0.011	96.6	0.015	0.018	92.3	0.015	0.020	91.9
ω_1		0.039	0.186	95.8	0.037	0.297	96.7	0.024	0.307	95.0
ω_2		0.040	0.186	95.8	0.029	0.297	96.7	0.014	0.307	95.4
ω_3		0.035	0.186	96.1	0.015	0.298	96.9	-0.003	0.307	95.3
ω_4		0.023	0.185	96.7	-0.006	0.298	97.2	-0.029	0.307	95.2
ω_5		0.003	0.185	96.7	-0.037	0.298	96.9	-0.064	0.308	95.5
ω_6		-0.028	0.186	96.2	-0.079	0.299	96.8	-0.111	0.308	95.0

D.5 Evaluating logistic parametric assumptions

In this subsection, we develop a graphical method to compare the goodness of fit for the network data and to investigate the logistic parametric assumptions (Yan et al., 2019). Specifically, we compare the observed degrees with the fitted degrees based on estimated graphs constructed from our method and that of Yan et al.(2019). To do that, define $d_i^O = (n - 1)^{-1} \sum_{j \neq i} A_{ij}$ and $d_i^I = (n - 1)^{-1} \sum_{i \neq j} A_{ij}$ for $i \in [n]$. To examine the logistic parametric assumption, we consider the following model presented in Yan et al. (2019):

$$\mathbb{P}(A_{ij}|X_{ij}) = p_{ij} = \frac{e^{\alpha_{0i} + \beta_{0j} + X_{ij}^\top \gamma_0}}{1 + e^{\alpha_{0i} + \beta_{0j} + X_{ij}^\top \gamma_0}}.$$

To estimate the unknown parameters α_{0i} , β_{0j} , and γ_0 , we apply the maximum likelihood method developed in Yan et al. (2019). The corresponding estimators are denoted as $\check{\alpha}_i$, $\check{\beta}_j$, and $\check{\gamma}$, respectively. For each pair (i, j) , we then estimate p_{ij} using \check{p}_{ij} , which is obtained by substituting α_{0i} , β_{0j} , and γ_0 in the above model with $\check{\alpha}_i$, $\check{\beta}_j$, and $\check{\gamma}$, respectively. Subsequently, we calculate the estimates of d_i^O and d_i^I using $\check{d}_i^O = (n - 1)^{-1} \sum_{j \neq i} \check{A}_{ij}$ and $\check{d}_i^I = (n - 1)^{-1} \sum_{j \neq i} \check{A}_{ji}$, respectively, where $\check{A}_{ij} = 1$ if $\check{p}_{ij} > 0.5$ and 0 otherwise. Finally, we display the scatter plots of (d_i^O, \check{d}_i^O) and (d_i^I, \check{d}_i^I) . For the proposed method, we can estimate d_i^O and d_i^I in a similar manner. Denote the corresponding estimators as \widehat{d}_i^I and \widehat{d}_i^O , respectively.

The results are presented in Figure S3. We observe that \check{d}_i^O and \check{d}_i^I significantly underestimate d_i^O and d_i^I , indicating that the logistic parametric assumption may be violated. In addition, we calculate the L_2 -norm errors, i.e., $\|d_i^O - \check{d}_i^O\|_2$ and $\|d_i^I - \check{d}_i^I\|_2$. The results are 0.738 and 0.732 for our method while they are 0.808 and 0.780 in Yan et al.'s method. This indicates an improvement with our proposed method.

REFERENCES

Andrews, D. W. (1995). Nonparametric kernel estimation for semiparametric models. *Econometric Theory*, 11, 560-586.

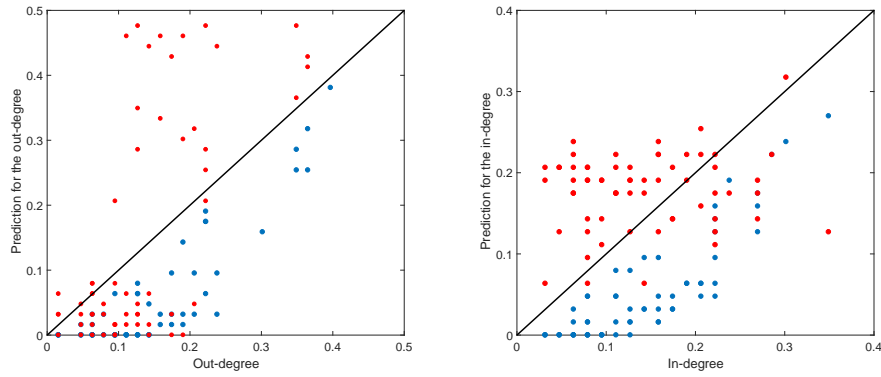


Figure S3: The left panel presents the scatter plots of (d_i^O, \widehat{d}_i^O) (red dot) and (d_i^O, \check{d}_i^O) (blue dot), while the right panel displays the scatter plots of (d_i^I, \widehat{d}_i^I) (red dot) and (d_i^I, \check{d}_i^I) (blue dot).

Cai, T. T., Liu, W. and Xia, Y. (2014). Two-sample test of high dimensional means under dependence. *Journal of the Royal Statistical Society Series B: Statistical Methodology*, 76, 349-372.

Candelaria, L. E. (2020). A semiparametric network formation model with unobserved linear heterogeneity. *arXiv preprint arXiv:2203.15603*.

Chernozhukov, V., Chetverikov, D. and Kato, K. (2017). Central limit theorems and bootstrap in high dimensions. *The Annals of Probability*, 45, 2309-2352.

Chernozhukov, V., Chetverikov, D., Kato, K. and Koike, Y. (2022). Improved central limit theorem and bootstrap approximations in high dimensions. *The Annals of Statistics*, 50, 2562-2586.

Graham, B. S. (2017). An econometric model of network formation with degree heterogeneity. *Econometrica*, 85, 1033-1063.

Hoeffding, W. (1963). Probability inequalities for sums of bounded random variables. *Journal of the American Statistical Association*, 58, 13-30.

Vershynin, R. (2018). *High-Dimensional Probability: An Introduction with Applications in Data Science*. Cambridge university press.

- Yan, T., Leng, C. and Zhu, J. (2016). Asymptotics in directed exponential random graph models with an increasing bi-degree sequence. *The Annals of Statistics*, *44*, 31-57,
- Yan, T., Jiang, B., Fienberg, S. E. and Leng, C. (2019). Statistical inference in a directed network model with covariates. *Journal of the American Statistical Association*, **114**, 857-868.

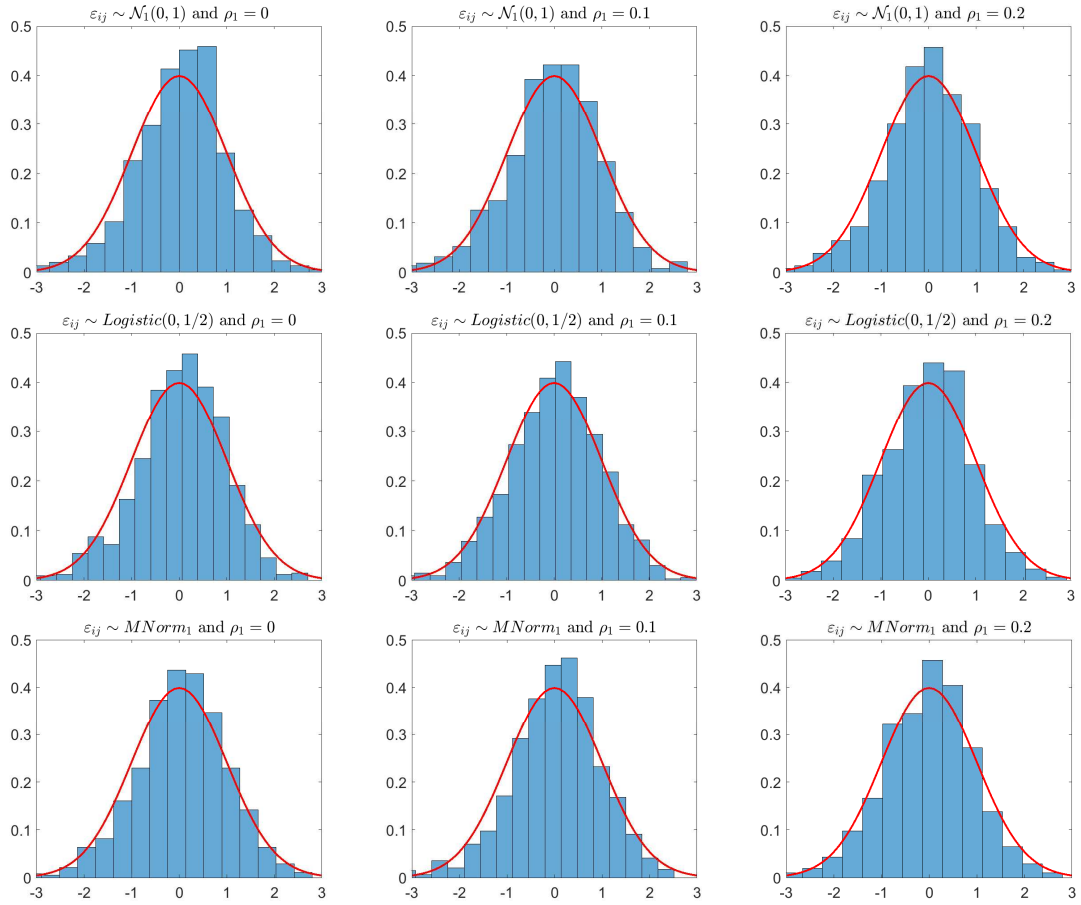


Figure S4: Asymptotical null distribution of the standardized estimator $\widehat{\alpha}_{n/2}$. The number of nodes is 50. The red solid lines denote the density function of the standard normal distribution.

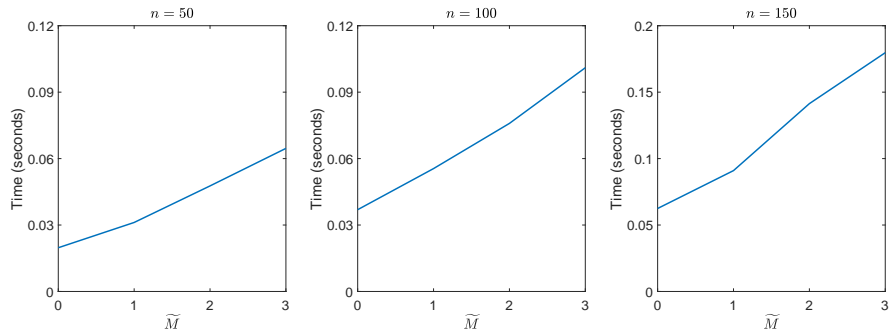


Figure S5: Time (seconds) for calculating $\mathcal{T}_{\alpha,D}(\widetilde{M})$ with $\widetilde{M} \in \{0, 1, 2, 3\}$. The noise ε_{ij} follows $\mathcal{N}(0, 0.25)$.

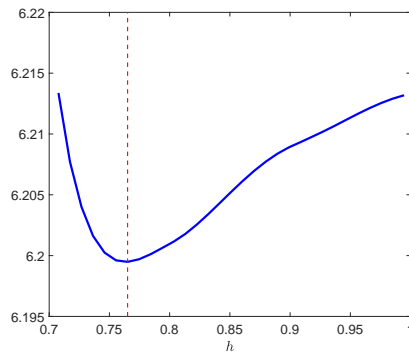


Figure S6: Prediction errors versus bandwidths. The optimal bandwidth is $\hat{h} = 0.7651$.