

## Quasars can Signpost Supermassive Black Hole Binaries

J. ANDREW CASEY-CLYDE,<sup>1,2</sup> CHIARA M. F. MINGARELLI,<sup>2</sup> JENNY E. GREENE,<sup>3</sup> ANDY D. GOULDING,<sup>3</sup> SIYUAN CHEN,<sup>4,5</sup>  
AND JONATHAN R. TRUMP<sup>1</sup>

<sup>1</sup>*Department of Physics, University of Connecticut, 196 Auditorium Road, U-3046, Storrs, CT 06269-3046, USA*

<sup>2</sup>*Department of Physics, Yale University, 217 Prospect Street, New Haven, 06511, CT, USA*

<sup>3</sup>*Department of Astrophysical Sciences, Princeton University, Peyton Hall, 4 Ivy Lane, Princeton, NJ 08544, USA*

<sup>4</sup>*Shanghai Astronomical Observatory, Chinese Academy of Sciences, 80 Nandan Road, Shanghai, 200030, PR China*

<sup>5</sup>*Kavli Institute for Astronomy and Astrophysics, Peking University, 5 Yiheyuan Road, Beijing, 100871, PR China*

### ABSTRACT

Supermassive black holes (SMBHs) are found in the centers of massive galaxies, and galaxy mergers should eventually lead to SMBH mergers. Quasar activity has long been associated with galaxy mergers, so here we investigate if supermassive black hole binaries (SMBHBs) are preferentially found in quasars. Our multimessenger investigation folds together a gravitational wave background signal from NANOGrav, a sample of periodic AGN candidates from the Catalina Real-Time Transient Survey, and a quasar mass function, to estimate an upper limit on the fraction of quasars which could host a SMBHB. We find at 95% confidence that quasars are at most seven times as likely to host a SMBHB as a random galaxy. Quasars should therefore be prioritized as targets for SMBHB searches in pulsar timing arrays.

*Keywords:* Gravitational wave astronomy (675) — Gravitational waves (678) — Quasars (1319) — Supermassive black holes (1663)

### 1. INTRODUCTION

The primary goal of pulsar timing array (PTA) experiments is to detect low-frequency gravitational-waves (GWs). All current PTA experiments have now found evidence for a GW background (GWB) in their pulsar data (Agazie et al. 2023a, NG15 hereafter; Reardon et al. 2023; Antoniadis et al. 2023; Xu et al. 2023). We expect the primary source of the GWB to be the cosmic population of inspiralling supermassive black hole binaries (SMBHBs). In this low-frequency GW regime, the binaries' evolution is so slow that at any given moment there could be hundreds of thousands of SMBHBs emitting GWs, thus creating a GWB. Though most SMBHBs are expected to be unresolvable, a handful of particularly loud and nearby systems could be detectable as continuous gravitational wave (CW) sources (Mingarelli et al. 2017; Xin et al. 2021).

Galaxy mergers have long been associated with quasar activity (Sanders et al. 1988; Volonteri et al. 2003;

Granato et al. 2004; Hopkins et al. 2008) – it therefore follows that some quasars may host SMBHBs. Targeted GW searches, where the host galaxy is known, offer up to an order of magnitude improvement on the strain upper limits over all-sky GW searches (Arzoumanian et al. 2020). It is therefore crucial to understand which galaxies are most likely to host SMBHB systems, in the new hunt to detect CWs from individual SMBHB systems.

Given the link between galaxy mergers and quasar activity, in this paper we investigate if quasars can signpost SMBHB systems. We start from a catalog of quasars with periodic light curves, from the Catalina Real-time Transient Survey (CRTS, Graham et al. 2015, G15 hereafter), which hydrodynamics simulations suggest may be the signature of a SMBHB (D'Orazio et al. 2013; Farris et al. 2014; Shi & Krolik 2015). Since intrinsic quasar variability can mimic periodicity (see, e.g. Vaughan et al. 2016; Witt et al. 2022; Davis et al. 2024) we use NANOGrav's GWB measurement (Agazie et al. 2023a) to constrain the maximum number of genuine binaries in the CRTS catalog. We then compare the GWB-constrained CRTS catalog to the quasar population. This, in turn, enables us to constrain the frac-

tion of quasars that can host a SMBHB. Finally, to understand if quasars can preferentially host SMBHBs we compare the fraction of quasars hosting a SMBHB to the fraction of all galaxies hosting a SMBHB. Both these quantities are constrained by NANOGrav’s GWB measurement.

This paper is organized as follows: In Section 2 we describe the CRTS sample. In Section 3 we review the mass functions used and describe how we calculate binary occupation fractions for galaxies in general and for quasars. In Section 4 we present our results, including the expected number of genuine binaries in CRTS, and whether quasars are more likely to host SMBHBs than random galaxies. In Section 5 we summarize our main findings and provide directions for future research.

Throughout this paper we use natural units where  $G = c = 1$ . We assume a standard Lambda CDM cosmology with Hubble parameter  $h_0 = 0.7$ , constant  $H_0 = 70 \text{ km s}^{-1} \text{ Mpc}^{-1}$ , and energy density ratios  $\Omega_M = 0.3$ ,  $\Omega_k = 0$ , and  $\Omega_\Lambda = 0.7$ .

## 2. CRTS SAMPLE

CRTS is a time-domain optical survey covering  $\sim 33,000 \text{ deg}^2$  to a depth of  $V \sim 19 - 21.5$  (G15). It has produced light curves for millions of objects, including AGN. Simulations suggest periodic AGN light curves may trace binary activity (e.g. Farris et al. 2014). This is due to periodic accretion from the circumbinary disk onto the binary (D’Orazio et al. 2013), overdense lumps in the circumbinary disk (Farris et al. 2014), and Doppler boosting of light from the minidisks around each SMBH (D’Orazio et al. 2015). Time-domain surveys such as CRTS are therefore crucial in searches for electromagnetic counterparts to SMBHBs.

In G15 the authors searched for periodic quasar light curves in CRTS, which had a nine year baseline at the time. G15 identified 334,446 spectroscopically confirmed quasars in CRTS by cross-matching with SDSS Data Release 12 (Pâris et al. 2017) and the Million Quasars catalog<sup>1</sup>. 243,486 of these quasars had light curves with sufficient quality to search for periodicity. G15 identified 111 periodically varying quasars in this sample, proposing them as SMBHB candidates.

Starting from these candidates, we constrain the population of binary quasars, i.e., SMBHBs with associated quasar activity from a circumbinary accretion disk. We first assess the completeness of the CRTS sample, including the PTA frequencies accessible to CRTS via periodic quasar light curves. Since we expect  $z \approx 1.5$  en-

compasses 95% of the GWB (Sesana 2013), we initially consider the 95 candidates within this volume.

### 2.1. CRTS Completeness

Here we follow the arguments from Sesana et al. (2018) to determine the effective completeness of CRTS. Whereas Sesana et al. (2018) consider the full CRTS sample, our calculation is limited to the candidates within the GWB volume  $z \leq 1.5$ .

CRTS is limited by sky coverage, data quality, and survey depth (Drake et al. 2013, G15, Sesana et al. 2018). While CRTS covers  $\sim 80\%$  of the sky, only 67/95 of the CRTS candidates we consider are spectroscopically confirmed as quasars by SDSS (which has  $\sim 23\%$  sky coverage). Assuming complete identification in SDSS, we expect  $67/0.23 \approx 291$  candidates within  $z \leq 1.5$  in the whole sky. This suggests the effective sky coverage of CRTS is  $95/291 \approx 33\%$ . For comparison, Sesana et al. (2018) estimate the effective sky coverage of CRTS as 35.5%, assuming 25% sky coverage in SDSS.

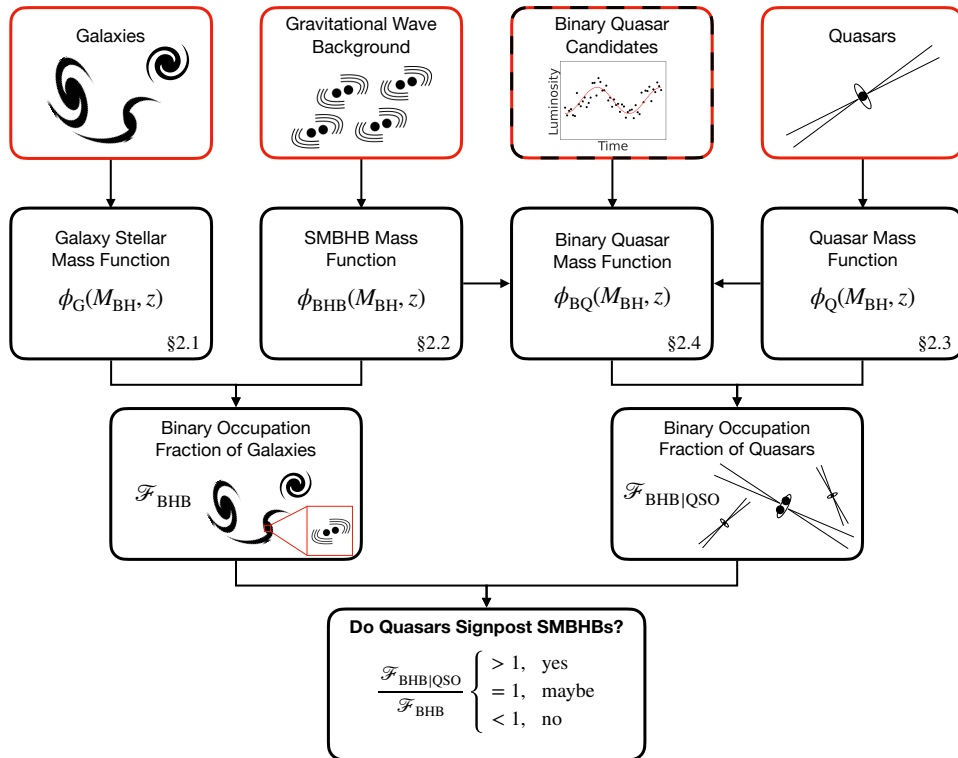
G15 additionally reject  $\sim 25\%$  of quasars for poor temporal coverage in their light curves, further limiting completeness to  $\sim 24\%$  ( $\sim 26\%$  in Sesana et al. 2018). Finally, CRTS sees to a depth of  $V \sim 19 - 21.5$  (G15). We exclude 7 CRTS candidates which fall below the  $V = 19$  flux completeness limit, leaving us with 88 flux complete candidates within  $z \leq 1.5$ .

### 2.2. PTA Band Accessibility

CRTS only considers candidates with at least 1.5 periods in the nine year baseline (G15). This corresponds to a maximum orbital period  $P \lesssim 6 \text{ yr}$ , or  $f_{\text{GW}} \gtrsim 10^{-8} \text{ Hz}$  (Peters & Mathews 1963), assuming the quasar light curve period traces the binary orbital period<sup>2</sup>, similar to previous studies (G15, Sesana et al. 2018; Xin et al. 2021). We exclude one candidate, SDSS J113916.47+254412.6, which we find is below this lower limit, leaving a total of 87 binary quasar candidates in our analysis. Since the differential frequency distribution of circular binaries scales as  $f_{\text{GW}}^{-11/3}$  (Peters 1964), the total number of binaries integrated over some frequency interval scales as  $f_{\text{GW,min}}^{-8/3}$ , where  $f_{\text{GW,min}}$  is the lowest frequency considered. This implies that CRTS is sensitive to  $(10^{-8} \text{ Hz})^{-8/3} / (10^{-9} \text{ Hz})^{-8/3} \approx 0.2\%$  of the PTA band,  $10^{-9} \leq f_{\text{GW}} \leq 10^{-7} \text{ Hz}$ .

<sup>1</sup> <http://quasars.org/milliquas.htm>

<sup>2</sup> Hydrodynamic studies suggest this is true for unequal mass binaries, though the maximum mass ratio this holds for depends on the simulation details (e.g., D’Orazio et al. 2013; Farris et al. 2014; Miranda et al. 2017; Muñoz et al. 2020).



**Figure 1.** Here we outline how to determine if quasars are likely to signpost binaries. Observationally constrained quantities, such as galaxies, quasars, and the GWB, have red boxes, while theoretical quantities are black. Binary quasars have a red and black box because while the periodic quasar light curves are observed, theory motivates their status as SMBHB candidates. We start with a galaxy stellar mass function, i.e., the number of galaxies per unit volume and stellar mass (Section 3.1). We then use the measurement of the GWB amplitude to constrain the SMBHB mass function (Section 3.2). From this we derive a SMBHB occupation fraction by comparing to the galaxy stellar mass function (Section 3.5). Similarly, to calculate the fraction of quasars that host SMBHBs we use a quasar mass function (Section 3.3) and a binary quasar mass function (Section 3.4). Binary quasar candidates, which are currently identified via electromagnetic observations, will eventually be confirmed or rejected by PTA observations.

### 3. MASS FUNCTIONS

To compute binary occupation fractions for galaxies in general, and quasars in particular, we must model the SMBH, SMBHB, quasar, and binary quasar populations, Figure 1. We model these populations with their respective mass functions,  $\phi = d\Phi(M, z)/d \log M$ , where  $\Phi$  is the comoving number density of SMBHBs, SMBHBs, quasars, or binary quasars,  $M$  is the total mass of each, and  $z$  is redshift. Here we detail the construction of these mass functions, which we use to predict what fraction of quasars could host SMBHBs. Since the minimum SMBH mass contributing to the GWB is  $10^8 M_\odot$  (Casey-Clyde et al. 2022), the mass functions we consider have  $10^8 \leq M_{\text{BH}} \leq 10^{10.5} M_\odot$ . Uncertainties in all of our results are computed via 1,000 Monte Carlo realizations of all models.

#### 3.1. Supermassive Black Hole Mass Function

We construct the SMBH mass function as in Sesana et al. (2008), Sesana (2013), and Chen et al. (2019, C19 hereafter). Following C19, we start from a galaxy stellar mass function,  $\phi_* = d\Phi_*/d \log M_*$ , modeled as a redshift evolving Schechter function:

$$\phi_*(M_*, z) = \ln 10 \Phi_*(z) \left( \frac{M_*}{M_0} \right)^{1+\alpha_*(z)} \exp \left( -\frac{M_*}{M_0} \right). \quad (1)$$

Here  $M_*$  is the galaxy stellar mass while  $\log \Phi_*(z) = \phi_0 + \phi_1 z$  and  $\alpha_*(z) = \alpha_0 + \alpha_1 z$  are phenomenological functions of  $z$ .

We next calculate the SMBH mass function from the galaxy stellar mass function in two steps. First we assume a phenomenological scaling between bulge mass,  $M_{\text{bulge}}$ , and  $M_*$  from C19 (cf. Bernardi et al. 2014; Sesana et al. 2016):

$$\frac{M_{\text{bulge}}}{M_*} = \begin{cases} \frac{\sqrt{6.9}}{[\log(M_*/M_\odot)-10]^{1.5}} \exp\left[\frac{-3.45}{\log(M_*/M_\odot)-10}\right] + 0.615 & \text{if } \log(M_*/M_\odot) > 10 \\ 0.615 & \text{if } \log(M_*/M_\odot) \leq 10. \end{cases} \quad (2)$$

We can use the chain rule to express  $\phi_*$  in terms of the bulge mass as

$$\phi_{\text{bulge}} = \frac{d\Phi_*}{d \log M_{\text{bulge}}} = \frac{d\Phi_*}{d \log M_*} \frac{d \log M_*}{d \log M_{\text{bulge}}}. \quad (3)$$

We next assume a log-linear scaling between  $M_{\text{bulge}}$  and SMBH mass,  $M_{\text{BH}}$ :

$$\log M_{\text{BH}} = \alpha_* \log \left( \frac{M_{\text{bulge}}}{10^{11} M_\odot} \right) + \beta_* \pm \varepsilon_*, \quad (4)$$

$$P(M_{\text{BH}}|M_{\text{bulge}}) = \frac{1}{\sqrt{2\pi\varepsilon_*}} \exp \left\{ -\frac{1}{2} \left[ \frac{\log M_{\text{BH}} - \beta_* - \alpha_* \log (M_{\text{bulge}}/10^{11} M_\odot)}{\varepsilon_*} \right]^2 \right\}. \quad (6)$$

Importantly, our SMBH mass function assumes the same galaxy stellar mass function and mass scalings as our SMBHB mass function, described in the next section. We therefore take galaxy stellar mass function parameters,  $(\phi_0, \phi_1, M_0, \alpha_0, \alpha_1)$ , and  $M_{\text{BH}} - M_{\text{bulge}}$  parameters,  $(\alpha_*, \beta_*, \varepsilon_*)$ , from our SMBHB mass function. This ensures that comparisons between the SMBH and SMBHB mass functions are consistent.

The SMBHB mass function, in turn, is constrained via MCMC using NANOGrav's GWB measurement – thus our SMBH mass function is also consistent with NANOGrav's GWB measurement. We assume the galaxy stellar mass functions compiled in [Conselice et al. \(2016\)](#) and the  $M_{\text{BH}} - M_{\text{bulge}}$  relations compiled in [Middleton et al. \(2018\)](#) as astrophysical priors on our MCMC fit. This spans the range of systematic differences in galaxy stellar mass functions and  $M_{\text{BH}} - M_{\text{bulge}}$  relations. A description of our SMBHB mass function is provided in the next section, while details of our SMBHB mass function fit and the priors we use are provided in Appendix A.

### 3.2. Supermassive Black Hole Binary Mass Function

Here we outline how the GWB measurement from [NG15](#) provides a constraint on the SMBHB mass function, visualized in the second column at the top of [Figure 1](#), in three steps.

We first model a GWB: we calculate a galaxy pairing rate, then a galaxy merger rate, and finally a SMBHB merger rate. The SMBHB merger rate gives us a GWB

where  $\alpha_*$  and  $\beta_*$  are, respectively, the slope and intercept of the  $M_{\text{BH}} - M_{\text{bulge}}$  relation, and  $\varepsilon_*$  is the intrinsic dispersion. We compute the SMBH mass function,  $\phi_{\text{BH}}$ , by convolving  $\phi_{\text{bulge}}$  with  $P(M_{\text{BH}}|M_{\text{bulge}})$ , which is the probability a galaxy with  $M_{\text{bulge}}$  hosts a SMBH with  $M_{\text{BH}}$  ([Marconi et al. 2004](#)):

$$\phi_{\text{BH}} = \int P(M_{\text{BH}}|M_{\text{bulge}}) \phi_{\text{bulge}} d \log M_{\text{bulge}}, \quad (5)$$

where

amplitude. We then use the measured GWB amplitude from [NG15](#) to constrain the SMBHB merger rate via MCMC. Finally, we compute the SMBHB mass function from the constrained SMBHB merger rate and the time to coalescence for SMBHBs in the PTA band.

Specifically, we follow galaxy mergers to SMBHB mergers as in [C19](#). Starting from  $\phi_*(M_*, z)$  ([Equation 1](#)) we simultaneously assume a galaxy pair fraction,  $\mathcal{F}_p$ , and galaxy merger timescale,  $\tau_m$ , which gives us a galaxy pairing rate,  $\dot{\phi}_{*,p} = d^3\Phi_{*,p}/(d \log M_* dq_* dt)$ . This is the differential comoving number density of paired galaxies,  $\Phi_{*,p}$ , at pairing redshift  $z_p$  per  $M_*$ , galaxy mass ratio,  $q_*$ , and time,  $t$ . We model  $\dot{\phi}_{*,p}$  as

$$\dot{\phi}_{*,p}(M_*, z_p, q_*) = \phi_*(M_*, z_p) \frac{\mathcal{F}_p(M_*, z_p, q_*)}{\tau_m(M_*, z_p, q_*)}, \quad (7)$$

where  $\mathcal{F}_p = df_p/dq_*$  is the differential galaxy pair fraction, and  $\tau_m$  is the galaxy merger timescale. We assume that  $M_*$  is the mass of the more massive galaxy in the merger. Further details are given in Appendix A.

We use the galaxy pairing rate to compute the galaxy merger rate,  $\dot{\phi}_{*,m}$ , assuming  $\dot{\phi}_{*,p}(M_*, z_p, q_*) = \dot{\phi}_{*,m}(M_*, z_m, q_*)$ , i.e., the galaxy pairing rate at  $z_p$  gives the merger rate at  $z_m$ , the merger redshift. Since the proper time elapsed between  $z_m$  and  $z_p$  is given by  $\tau_m$ , the difference between  $z_p$  and  $z_m$  can be found by implicitly solving

$$\int_{z_m}^{z_p} \frac{dt}{dz} dz = \tau_m(M_*, z_p, q_*), \quad (8)$$

where  $dt/dz$  is the change in proper time per unit redshift and is given by standard cosmology (Hogg 1999).

To compute the SMBHB merger rate,  $\dot{\phi}_{\text{BHB}}$ , from the galaxy merger rate, we follow the same steps as in Section 3.1 to go from a galaxy stellar mass function to a SMBH mass function. Specifically, we adopt the mass scalings used to compute  $\dot{\phi}_{\text{BH}}$  from  $\dot{\phi}_*$  in Section 3.1 to compute  $\dot{\phi}_{\text{BHB}} = d^3\Phi_{\text{BHB}}/(d\log M_{\text{BHB}}dq_{\text{BHB}}dt)$  from  $\dot{\phi}_{*,\text{m}}$ . As in C19 and many other works (e.g., Sesana 2013; Sesana et al. 2016; Chen et al. 2017), the SMBH merger timescale is equal to the galaxy merger timescale.

We next place constraints on  $\dot{\phi}_{\text{BHB}}$  using the recent GWB characteristic strain measurement from NG15. The characteristic strain can be computed from  $\dot{\phi}_{\text{BHB}}$  as (Phinney 2001; Sesana et al. 2008)

$$h_c^2(f_{\text{GW}}) = \frac{4}{3\pi} \frac{1}{f_{\text{GW}}^{4/3}} \iiint \dot{\phi}_{\text{BHB}} \frac{dt}{dz} \frac{M_{\text{BHB}}^{5/3}}{(1+z_m)^{1/3}} \times \frac{q_{\text{BHB}}}{(1+q_{\text{BHB}})^2} d\log M_{\text{BHB}} dz_m dq_{\text{BHB}}. \quad (9)$$

Measurements of the characteristic strain are generally quoted at  $A_{\text{GWB}} = h_c(f_{\text{GW}} = 1 \text{ yr}^{-1})$ , and we know from NG15 that  $A_{\text{GWB}} = (2.4_{-0.6}^{+0.7}) \times 10^{-15}$ . We use this result to constrain  $\dot{\phi}_{\text{BHB}}$  with MCMC via Equation 9. Details of our fit and the resulting posterior distribution are given in Appendix A.

Finally, we multiply  $\dot{\phi}_{\text{BHB}}$  by the time to coalescence for a PTA band SMBHB to compute the SMBHB mass function,  $\phi_{\text{BHB}}$ . Specifically, this is the mass function of SMBHBs emitting in the observer frame PTA band. For circular SMBHBs, the time to coalescence is

$$T_c = \frac{5}{256} M_{\text{BHB}}^{-5/3} \frac{(1+q_{\text{BHB}})^2}{q_{\text{BHB}}} [\pi f_{\text{GW}}(1+z)]^{-8/3}, \quad (10)$$

where  $f_{\text{GW}} = 10^{-9}$  Hz is the lowest frequency in the PTA band.

### 3.3. Quasar Mass Function

Next we calculate a SMBHB occupation fraction for quasars, Figure 1. For this we need a quasar mass function, which we calculate here, and a binary quasar mass function, Section 3.4.

To calculate the fraction of quasars hosting SMBHBs we first need to model the quasar population. We assume the ‘‘convolutional’’ quasar mass function for type-1 AGN from Shen et al. (2020, S20 hereafter). We start from a bolometric quasar luminosity function (QLF) based on compiled observations in the IR, B, UV, soft, and hard X-ray bands. We then calculate the quasar mass function by convolving the QLF with an empirical Eddington ratio distribution function (ERDF) based

on X-ray selected AGN at  $z \sim 1.4$  (Nobuta et al. 2012, S20). S20 reports that this choice of ERDF (Nobuta et al. 2012) reproduces the observed mass distribution of SMBHs in the local universe (Marconi et al. 2004; Shankar et al. 2009; Vika et al. 2009), as well as the observed mass distribution of type-1 AGN (Kelly & Shen 2013, S20).

### 3.4. Binary Quasar Mass Function

The final ingredient for calculating a SMBHB occupation fraction for quasars is a binary quasar mass function. To compute this we first construct the binary QLF using the CRTS sample. We then convolve the binary QLF with the ERDF to compute a binary quasar mass function. The details are as follows.

The binary QLF,  $\phi_{\text{BQ}}(L_{\text{bol}}, z) = d\Phi_{\text{BQ}}/d\log L_{\text{bol}}$ , is the differential number density of binary quasars per  $\log L_{\text{bol}}$ , where  $L_{\text{bol}}$  is bolometric luminosity. Similar to the galaxy stellar mass function in Equation 1, we model the binary QLF as a  $z$  evolving Schechter function,

$$\phi_{\text{BQ}}(L_{\text{bol}}, z) = \Phi_*^{\text{BQ}}(z) \left( \frac{L_{\text{bol}}}{L_*(z)} \right)^{1+\alpha_*^{\text{BQ}}(z)} \times \exp\left(-\frac{L_{\text{bol}}}{L_*(z)}\right), \quad (11)$$

which we find reproduces the expected rarity of high mass – and therefore high luminosity – binary quasars. We take the  $z$  evolving parameters as

$$\log \Phi_*^{\text{BQ}}(z) = \phi_0^{\text{BQ}} + \phi_1^{\text{BQ}}(z) \quad (12)$$

$$L_*(z) = \frac{2L_0}{\left(\frac{1+z}{1+z_{\text{ref}}}\right)^{\gamma_1} + \left(\frac{1+z}{1+z_{\text{ref}}}\right)^{\gamma_2}} \quad (13)$$

$$\alpha_*^{\text{BQ}}(z) = \alpha_0^{\text{BQ}} + \alpha_1^{\text{BQ}}(z) \quad (14)$$

where the linear evolution of  $\Phi_*^{\text{BQ}}(z)$  and  $\alpha_*^{\text{BQ}}(z)$  are analogous to their corresponding parameters in Equation 1.  $L_*(z)$  takes the form of a double power law, mimicking the form of the break luminosity in our assumed QLF (S20). We find this parameterization of  $L_*(z)$ , with  $z_{\text{ref}} = 0.75$ , is necessary to ensure the binary quasar mass function is less than both the quasar mass function and the SMBHB mass function at all  $M_{\text{BHB}}$  and  $z$ . Finally, we convolve the constrained binary QLF with the ERDF to compute the binary quasar mass function, similar to our computation of the quasar mass function.

### 3.5. Occupation Fractions

The binary occupation fraction,  $\mathcal{F}_{\text{BHB}} = \phi_{\text{BHB}}/\phi_{\text{BH}}$ , characterizes the fraction of massive galaxies hosting an SMBHB. We can similarly calculate the fraction of quasars that we expect to host SMBHBs,  $\mathcal{F}_{\text{BHB}|\text{QSO}} =$



$\phi_{\text{BQ}}/\phi_{\text{QSO}}$ . By comparing  $\mathcal{F}_{\text{BHB|QSO}}$  to  $\mathcal{F}_{\text{BHB}}$  we can quantify whether or not quasars signpost SMBHBs — the final step in Figure 1.

#### 4. RESULTS

Here we present constraints on the binary quasar population. We start by using the SMBHB mass function and the quasar mass function to constrain the number of genuine SMBHBs in the CRTS sample. Following this we constrain the binary QLF, which we use in turn to compute the binary quasar mass function. Finally, we compute and compare the binary occupation fraction for galaxies and for quasars.

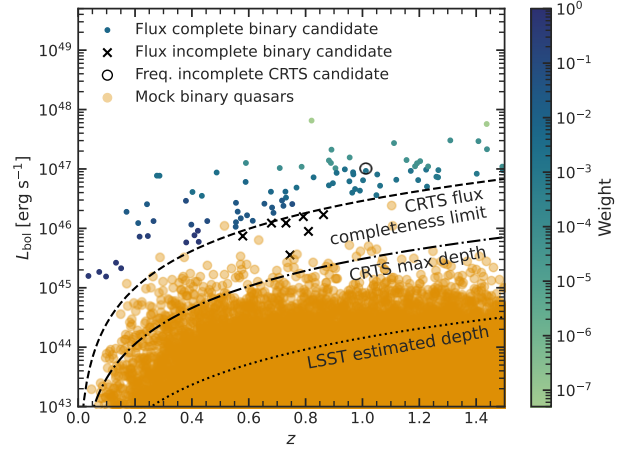
##### 4.1. Upper Limits on Genuine Binaries

Several studies claim that the CRTS binary candidates likely include false positives (Vaughan et al. 2016; Sesana et al. 2018; Kelley et al. 2019; Witt et al. 2022; Davis et al. 2024) – we further investigate this claim here. We use the fact that, by definition, there cannot possibly be more binary quasars than either SMBHBs or quasars. Consequently, constraints on SMBHBs and quasars also imply constraints on binary quasars.

We start our investigation by estimating the bolometric luminosities of the CRTS candidates for a consistent comparison with the bolometric QLF. We first use the  $V$ -band magnitude of each candidate to approximate optical luminosities (Tachibana et al. 2020). We include empirical dust corrections (O’Donnell 1994) and  $K$  corrections (Hogg et al. 2002) calculated consistently with S20. We then calculate the bolometric luminosity of each candidate using optical-bolometric corrections from S20. We assume that dispersion in the bolometric corrections are small in the luminosity range we consider ( $\gtrsim 10^{45}$  erg s $^{-1}$ ).

We next bin the CRTS candidates,  $i = 1, \dots, 87$ , over bolometric luminosity and  $z$ . We place an upper limit on the expected number of genuine binary quasars by assuming that *all* quasars are binaries. In each bin  $j$  we integrate over luminosity and  $z$  to calculate the maximum expected number of binary quasars,  $N_{\text{BQ,max},j}^{\text{QSO}}$ , accounting for CRTS selection effects. We include both Poisson and Monte Carlo model uncertainties.

We similarly compute upper limits on binary quasars using the SMBHB mass function by assuming that all binaries have associated quasar activity (i.e., there cannot possibly be more binary quasars than SMBHBs). We infer the maximum binary QLF implied by the GWB by deconvolving the SMBHB mass function with the ERDF. As with the empirical QLF used above, we then integrate over luminosity and  $z$  to calculate the maximum expected number of binary quasars,  $N_{\text{BQ,max}}^{\text{GWB}}$  in



**Figure 2.** Binary quasar candidates from CRTS (variable color dots, with color bar denoting the expected likelihood that each candidate is genuine), and a parent sample of mock binary quasars (orange dots). We also plot the flux completeness limit (dashed line) and maximum depth (dash-dotted line) of CRTS. Our analysis does not consider flux incomplete CRTS candidates (black “x”) or SDSS J113916.47+254412.6 (black “o”), whose periodicity is below the formal cutoff from G15. Vera C. Rubin LSST will observe quasars more than an order of magnitude fainter than the faintest quasars seen by CRTS (dotted line).

each bin. For each bin we then conservatively take the maximum number of binary quasars to be the smaller value predicted by either quasars or the GWB, i.e.,  $N_{\text{BQ,max},j} = \min \{ N_{\text{BQ,max},j}^{\text{QSO}}, N_{\text{BQ,max},j}^{\text{GWB}} \}$ .

Finally, we combine these upper limits to estimate the maximum number of genuine binaries in CRTS. In each bin we compare the number of binary quasar candidates observed by CRTS,  $N_{\text{CRTS},j}$  to  $N_{\text{BQ,max},j}$ . We then weight each candidate according to  $w_i = \min \{ 1, N_{\text{BQ,max},i \in j} / N_{\text{CRTS},i \in j} \}$  so that the weighted sum of candidates in each bin is at most  $N_{\text{BQ,max},j}$ . For example, if we find 4 CRTS candidates in a bin where we expect there to be at most only 2, each CRTS candidate is assigned a weight of 0.5. This reflects our expectation that  $\leq 50\%$  of those candidates could be genuine binaries. The maximum expected number of SMBHBs in CRTS is then  $N_{\text{BQ,max}} = \sum_i w_i$ .

We find  $\lesssim 6$  CRTS candidates are likely to be genuine, at 95% confidence. This is consistent with Kelley et al. (2019), who found  $\lesssim 5$  CRTS candidates may be genuine using hydrodynamic simulations. Interestingly, the number of binaries in a given frequency interval scales with observation time as  $T_{\text{obs}}^{8/3}$ . This implies that continued time domain quasar observations will reveal an increasing number of SMBHBs at lower  $f_{\text{GW}}$  than is accessible to CRTS. For example, if all CRTS quasar light

curves are extended by a decade – such as by Vera C. Rubin LSST (Ivezić et al. 2019) – we would expect up to  $6 \times (19 \text{ yr})^{8/3} / (9 \text{ yr})^{8/3} \approx 44$  genuine binaries to manifest as periodic light curves.

We also find that GWB constraints on the binary quasar population predict at most  $\mathcal{O}(10)$  PTA-band SMBHBs above  $10^{47} \text{ erg s}^{-1}$ . This suggests that the brightest binary quasar candidates are the least likely to host a genuine binary, as these candidates would be associated with the most massive – and therefore rarest – SMBHBs. Vera C. Rubin LSST will observe much fainter quasars than CRTS (Figure 2) – it will therefore be crucial for constraining the faint binary quasar population.

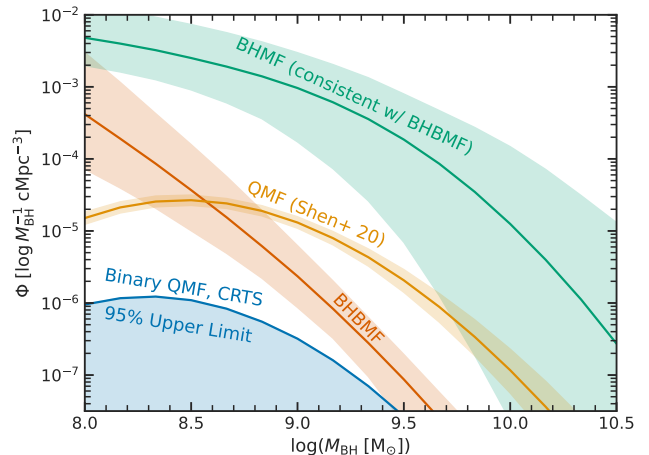
#### 4.2. Binary Quasar Luminosity Function

Here we constrain the binary QLF needed to compute the binary quasar mass function. We find that modelling the knee and faint-end slope of the binary QLF is important for its correct reconstruction. However most of the CRTS sample is bright, with  $L_{\text{bol}} \geq 10^{46} \text{ erg s}^{-1}$ , Figure 2. We thus estimate the distribution of low luminosity binary quasars using limits inferred from quasar observations and the GWB. We then generate a parent sample of binary quasars from this distribution that is matched to  $N_{\text{BQ,max}}$ , and which is complete to  $z = 1.5$  above  $10^{43} \text{ erg s}^{-1}$ . We finally use this parent sample to construct the binary QLF upper limit.

We first extrapolate the low luminosity behavior of the binary QLF from the maximum number of binary quasars inferred by quasars and the GWB. We compute the combined maximum binary QLF as  $\phi_{\text{BQ,max}}(L_{\text{bol}}, z) = \min\{\phi_{\text{QSO}}(L_{\text{bol}}, z), \phi_{\text{BHB}}(L_{\text{bol}}, z)\}$ , where  $\phi_{\text{QSO}}(L_{\text{bol}}, z)$  is the empirical QLF (S20), and  $\phi_{\text{BHB}}(L_{\text{bol}}, z)$  is the maximum binary QLF inferred from SMBHBs, described in Section 4.1.

We next generate a parent sample of  $3.7 \times 10^4$  binary quasars that is complete to  $z = 1.5$  above  $L_{\text{bol}} = 10^{43} \text{ erg s}^{-1}$ , Figure 2. We draw samples from  $\phi_{\text{BQ,max}}(L_{\text{bol}}, z)$ , statistically matching the number of samples drawn to  $N_{\text{BQ,max}}$  in the flux complete volume of CRTS.

We then fit  $\phi_{\text{BQ}}(L_{\text{bol}}, z)$  using the STY method proposed by Sandage et al. (1979). The STY method is a parametric maximum likelihood technique for fitting a luminosity function to a population of astrophysical objects. The differential number of binary quasars per  $\log L_{\text{bol}}$  and  $z$  is  $\mathcal{N}_{\text{BQ}}(L_{\text{bol}}, z) = \phi_{\text{BQ}}(L_{\text{bol}}, z) dV/dz$ , where  $dV/dz$  is the differential change in comoving volume per unit  $z$ . It thus follows that the probability,  $p_i$ , of observing object  $i$  in a sample of binary quasars is



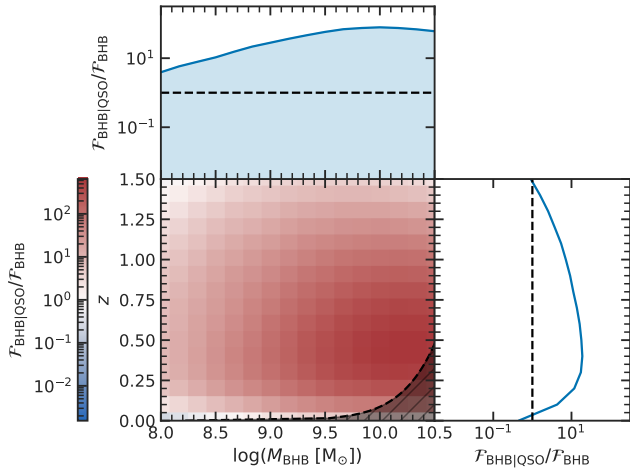
**Figure 3.** Mass functions from Section 3. Here we show the SMBH mass functions we consider: the  $z$ -integrated SMBH mass function (green, Section 3.1), SMBHB mass function (red, Section 3.2), quasar mass function (orange, Section 3.3), and binary quasar mass function 95 % upper limit (blue, Section 3.4). For mass functions other than the binary quasar upper limit the shaded regions denote 95% confidence intervals. The low-mass turnover seen in both the quasar and binary quasar mass functions is a result of considering only  $L_{\text{bol}} \gtrsim 10^{45} \text{ erg s}^{-1}$ . The broad uncertainties in the SMBH and SMBHB mass functions are primarily due to uncertainties in the  $M_{\text{BH}} - M_{\text{bulge}}$  relation.

(Sandage et al. 1979; Weigel et al. 2016)

$$p_i(L_{\text{bol},i}, z_i) = \frac{N_{\text{BQ}}(L_{\text{bol},i}, z_i)}{N_{\text{BQ}}}, \quad (15)$$

where  $N_{\text{BQ}} = \int_{z_{\text{min}}}^{z_{\text{max}}} \int_{L_{\text{bol},\text{min}}}^{L_{\text{bol},\text{max}}} \mathcal{N}_{\text{BQ}}(L_{\text{bol}}, z) d \log L_{\text{bol}} dz$  is the total number of  $10^{45} \leq L_{\text{bol}} \leq 10^{48} \text{ erg s}^{-1}$  binary quasars in  $0 \leq z \leq 1.5$ , matching the CRTS sample. We use the MCMC sampler `pymc` (Wiecki et al. 2023) to maximize the log likelihood,  $\ln \mathcal{L} = \sum_i \ln p_i$ , of observing all objects in the sample. Finally, we compute the binary quasar mass function, Figure 3.

We verify that our results are consistent with observations in two ways. Firstly, we compute the GWB amplitude using only binary quasars, and find this to be at most  $6.1 \times 10^{-16}$ , almost four times less than the GWB measurement reported in NG15. We next integrate our binary quasar mass function in the NANOGrav 15 year CW volume (i.e., the  $f_{\text{GW}}$ -dependent volume accessible to NANOGrav’s 15 year CW search, Agazie et al. 2023b). We find  $\ll 1$  quasar-based SMBHB system is expected to be detectable, consistent with the current CW non-detections.



**Figure 4.** SMBHB occupation fractions of quasars vs. massive galaxies, shown centrally as a function of  $M_{\text{BHB}}$  and  $z$  simultaneously, and in the panels as a function of each individually. Shaded regions in the side panels show the 95% upper limit, while the dashed lines show the case where  $\mathcal{F}_{\text{BHB|QSO}} = \mathcal{F}_{\text{BHB}}$ . The fraction of quasars hosting binaries is larger than the fraction of galaxies hosting binaries over all masses, indicating that quasars may signpost binaries at any mass. Likewise, quasars may signpost binaries at any  $z$  except for in a local volume. We also show the region of  $M_{\text{BH}} - z$  space that is detectable by the NANOGrav 15 year dataset at its most sensitive frequency (black dashed line, Agazie et al. 2023b), and is therefore ruled out.

#### 4.3. Binary Fractions of Quasars and Galaxies

We calculate the average binary occupation fraction by integrating each mass function over  $10^8 \leq M_{\text{BH}} \leq 10^{10.5} M_\odot$  and  $0 \leq z \leq 1.5$ , giving us the comoving number densities of SMBHs, SMBHBs, quasars, and binary quasars, Figure 1. We find the average binary occupation fraction for massive galaxies is  $\bar{\mathcal{F}}_{\text{BHB}} \approx 3.0_{-2.5}^{+32.5}\%$ , where the error bars denote the 95% confidence interval. Repeating this calculation with the quasar mass function yields the 95% upper limit  $\bar{\mathcal{F}}_{\text{BHB|QSO}} \lesssim 4\%$ . Considering the range of uncertainties in  $\bar{\mathcal{F}}_{\text{BHB}}$  and  $\bar{\mathcal{F}}_{\text{BHB|QSO}}$ , this indicates one is up to seven times more likely to find an SMBHB in a quasar than in a random galaxy. We show this comparison as a function of both mass and  $z$  in Figure 4.

## 5. SUMMARY AND CONCLUSION

We have investigated whether or not quasars can preferentially host SMBHBs compared to random galaxies. Our investigation combines information from quasar observations (S20) and the GWB (NG15) to constrain the binary quasar population. This enables us to compute upper limits on the binary occupation fraction of

quasars, which we then compare to the binary occupation fraction of galaxies.

We use the CRTS catalog (G15) to derive an upper limit on binary quasars. We constrain the number of genuine CRTS binaries using quasar observations (S20) and the GWB measurement from NG15. We find that  $\lesssim 6$  of the CRTS candidates may be SMBHBs, in agreement with Kelley et al. (2019). The future detection of a binary in a quasar will enable direct constraints on the binary quasar population, rather than an upper limit.

Interestingly, we find the most luminous AGN in CRTS are the least likely to host a genuine binary. This is a consequence of the expected rarity of high mass SMBHBs (Casey-Clyde et al. 2022), which implies high luminosity binary quasars should also be rare. In the next few years we expect CW observations will start definitively confirming/rejecting nearby SMBHB candidates (Mingarelli et al. 2017; Xin et al. 2021). If any binary quasar candidates can be confirmed, the combined multi-messenger information may yield significant insights to how the binary’s orbit imprints on the observed quasar light-curve (e.g. D’Orazio et al. 2013; Farris et al. 2014; Miranda et al. 2017; Muñoz et al. 2020), in addition to the GW signal.

CRTS is too shallow to effectively probe quasars with  $L_{\text{bol}} \lesssim 10^{45} \text{ erg s}^{-1}$  in the volume  $z \leq 1.5$ . We expect Vera Rubin LSST to be complete to  $L_{\text{bol}} \gtrsim 10^{44} \text{ erg s}^{-1}$  in this volume, Figure 2, placing stricter constraints on the SMBHB population. Since the number of binaries at a given frequency scales with observation time as  $T_{\text{obs}}^{8/3}$ , continued time-domain observations of quasars will reveal an increasing number of binary quasars with longer orbital periods. We therefore recommend time-domain quasar monitoring to continue as long as possible.

Finally, using our new multimessenger technique we found that, at 95% confidence,  $3.0_{-2.5}^{+32.5}\%$  of massive galaxies, and  $\lesssim 4\%$  of quasars, host a SMBHB. Quasars are thus up to seven times more likely to host a binary than a random galaxy. Our SMBH mass function is fully consistent with our SMBHB mass function by construction, so our predicted SMBHB occupation fraction is self-consistent. This self-consistency is a feature of any SMBHB model derived from galaxy major-mergers (Sesana et al. 2008; Sesana 2013; Chen et al. 2017, C19), though we are the first to use and highlight this fact.

To summarize, using current observations of quasars and the GWB we constrain the number of genuine binary quasars in the CRTS binary candidate catalog. We then quantify whether or not there could be an excess of SMBHBs among the quasar population. We find that, indeed, SMBHBs are up to seven times more likely to be found in quasars than in random massive galaxies.



We thus conclude that quasars may signpost SMBHBs emitting nHz GWs, and should be the primary targets of CW searches with PTAs. Additionally, upcoming time-domain surveys such as Vera C. Rubin LSST will be crucial for improving constraints on the binary quasar population.

The authors thank Matthew Graham, Meg Davis, Deborah Good, Bjorn Larsen, London Wilson, Jessie Runnoe, Caitlin Witt, Luke Kelley, Joe Lazio, Joe Simon, Jennifer Wallace, Skylar Wright, Nikko Cleri, and Daniel Sniffin. This research was supported in part by the

National Science Foundation under Grants NSF PHY-2020265, and AST-2106552. The Flatiron Institute is supported by the Simons Foundation. JRT acknowledges support from NSF grants CAREER-1945546, AST-2009539, and AST-2108668.

*Software:* astroquery (Ginsburg et al. 2019), astropy (Astropy Collaboration et al. 2013, 2018), corner (Foreman-Mackey 2016), emcee (Foreman-Mackey et al. 2013), jupyter (Kluyver et al. 2016), matplotlib (Hunter 2007), nHzGWs (Mingarelli 2017), numpy (Harris et al. 2020), pandas (McKinney 2010; The pandas development team 2022), pymc (Wiecki et al. 2023), scipy (Virtanen et al. 2020), seaborn (Waskom 2021)

## APPENDIX

### A. GRAVITATIONAL WAVE BACKGROUND CONSTRAINTS

We use a recent measurement of the GWB (NG15) to constrain  $\dot{\phi}_{\text{BHB}}$  using MCMC. We model  $\dot{\phi}_{\text{BHB}}$  as in C19, which assumes a galaxy stellar mass function (Equation 1), a galaxy pair fraction, and a galaxy merger timescale. We model the galaxy pair fraction as

$$\mathcal{F}_{\text{p}}(M_*, z_{\text{p}}, q_*) = f_0 \left( \frac{M_*}{aM_0} \right)^{\alpha_f} (1 + z_{\text{p}})^{\beta_f} q^{\gamma_f}, \quad (\text{A1})$$

where  $f_0$  sets the normalization,  $aM_0 = 10^{11} M_{\odot}$  is an arbitrary reference mass, and  $\alpha_f$ ,  $\beta_f$ , and  $\gamma_f$  determine how  $\mathcal{F}_{\text{p}}$  varies with  $M_*$ ,  $z_{\text{p}}$ , and  $q_*$ , respectively. We similarly model the galaxy merger timescale as

$$\tau_{\text{m}}(M_*, z_{\text{p}}, q_*) = \tau_0 \left( \frac{M_*}{bM_0} \right)^{\alpha_{\tau}} (1 + z_{\text{p}})^{\beta_{\tau}} q^{\gamma_{\tau}}, \quad (\text{A2})$$

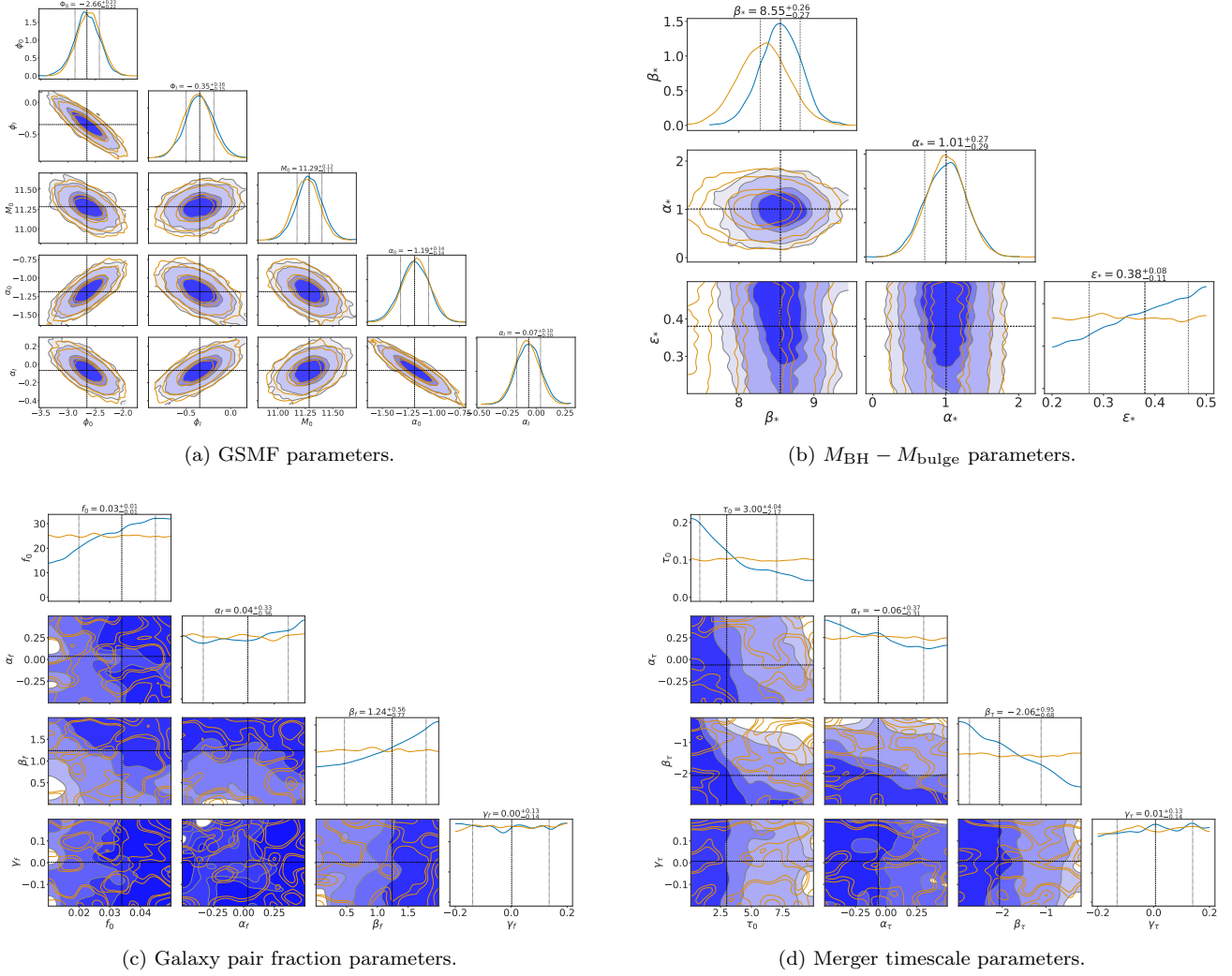
where  $bM_0 = 4/h_0 \times 10^{10} M_{\odot}$ , and  $\tau_0$ ,  $\alpha_{\tau}$ ,  $\beta_{\tau}$ , and  $\gamma_{\tau}$  are defined analogously to their counterparts in Equation A1.

For our fit we use astrophysical priors comparable to those used in previous studies (C19, Middleton et al. 2021, Bi et al. 2023). These are derived from compiled observations of the galaxy stellar mass function (Pérez-González et al. 2008; Muzzin et al. 2013; Tomczak et al. 2014; Fontana et al. 2006; Pozzetti et al. 2007; Kajisawa et al. 2009; Mortlock et al. 2011, compiled in Conselice et al. 2016) and the  $M_{\text{BH}} - M_{\text{bulge}}$  relation (Häring & Rix 2004; Sani et al. 2011; Beifiori et al. 2012; McConnell & Ma 2013; Graham 2012; Kormendy & Ho 2013, compiled in Middleton et al. 2018). We assume uniform priors for the galaxy pair fraction and merger timescale.

We derive prior distributions for the galaxy stellar mass function from those compiled by Conselice et al. (2016). To do so we first fit Equation 1 to the tabulated results from each of the compiled studies. We next sample the posterior of each of these fits, combining all samples into a single dataset. From this dataset we then estimate a multivariate normal distribution which we take as the galaxy stellar mass function prior for our fit of  $\dot{\phi}_{\text{BHB}}$ . We follow a similar procedure for our  $M_{\text{BH}} - M_{\text{bulge}}$  priors, though we are able to skip the initial step of fitting tabular data to a model.

We then fit  $\dot{\phi}_{\text{BHB}}$  using these astrophysically motivated priors on the galaxy stellar mass function and  $M_{\text{BH}} - M_{\text{bulge}}$  and uniform priors otherwise. The posteriors of parameters describing specific astrophysical observables (i.e., the galaxy stellar mass function, the  $M_{\text{BH}} - M_{\text{bulge}}$  relation,  $\mathcal{F}_{\text{G,p}}$ , and  $\tau_{\text{m}}$ ) are shown in Figure 5. Our posterior distributions are comparable to those presented in previous studies (C19, Middleton et al. 2021, Bi et al. 2023).

To check the convergence of our MCMC chains we use a Gelman-Rubin statistic, which is a ratio comparing the variance of samples within each individual MCMC chain to the variance between chains (Gelman & Rubin 1992; Vehtari et al. 2021). For converged MCMC chains, we expect the Gelman-Rubin statistic for each parameter to be less than 1.1, or less than 1.01 for a more conservative check (Vats & Knudson 2018). For our chains, all parameters have Gelman-Rubin statistics  $\ll 1.01$ , with the largest statistic being 1.002. We thus consider our MCMC chains to



**Figure 5.** Close-ups of the prior (orange) and posterior (blue) distributions of parameters describing astrophysical observables, i.e. the galaxy stellar mass function (a), the  $M_{\text{BH}} - M_{\text{bulge}}$  relation (b),  $\mathcal{F}_{\text{G,m}}$  (c), and  $\tau_{\text{m}}$  (d). Vertical dashed black lines show the median of each parameter, while vertical dotted lines show 68% confidence intervals.

be converged. Additional independent MCMC fits give similar results, so we consider the parameter space to be fully explored.

## REFERENCES

- Agazie, G., Anumalapudi, A., Archibald, A. M., et al. 2023a, *The Astrophysical Journal*, 951, L8, doi: [10.3847/2041-8213/acdac6](https://doi.org/10.3847/2041-8213/acdac6)
- . 2023b, *The Astrophysical Journal*, 951, L50, doi: [10.3847/2041-8213/ace18a](https://doi.org/10.3847/2041-8213/ace18a)
- Antoniadis, J., Arumugam, P., Arumugam, S., et al. 2023, *The Second Data Release from the European Pulsar Timing Array III. Search for Gravitational Wave Signals*, doi: [10.48550/arXiv.2306.16214](https://doi.org/10.48550/arXiv.2306.16214)
- Arzoumanian, Z., Baker, P. T., Brazier, A., et al. 2020, *The Astrophysical Journal*, 900, 102, doi: [10.3847/1538-4357/ababa1](https://doi.org/10.3847/1538-4357/ababa1)
- Astropy Collaboration, Robitaille, T. P., Tollerud, E. J., et al. 2013, *Astronomy and Astrophysics*, 558, A33, doi: [10.1051/0004-6361/201322068](https://doi.org/10.1051/0004-6361/201322068)
- Astropy Collaboration, Price-Whelan, A. M., Sipőcz, B. M., et al. 2018, *The Astronomical Journal*, 156, 123, doi: [10.3847/1538-3881/aabc4f](https://doi.org/10.3847/1538-3881/aabc4f)

- Beifiori, A., Courteau, S., Corsini, E. M., & Zhu, Y. 2012, *Monthly Notices of the Royal Astronomical Society*, 419, 2497, doi: [10.1111/j.1365-2966.2011.19903.x](https://doi.org/10.1111/j.1365-2966.2011.19903.x)
- Bernardi, M., Meert, A., Vikram, V., et al. 2014, *Monthly Notices of the Royal Astronomical Society*, 443, 874, doi: [10.1093/mnras/stu1106](https://doi.org/10.1093/mnras/stu1106)
- Bi, Y.-C., Wu, Y.-M., Chen, Z.-C., & Huang, Q.-G. 2023, *Implications for the Supermassive Black Hole Binaries from the NANOGrav 15-Year Data Set*, arXiv, doi: [10.48550/arXiv.2307.00722](https://doi.org/10.48550/arXiv.2307.00722)
- Casey-Clyde, J. A., Mingarelli, C. M. F., Greene, J. E., et al. 2022, *The Astrophysical Journal*, 924, 93, doi: [10.3847/1538-4357/ac32de](https://doi.org/10.3847/1538-4357/ac32de)
- Chen, S., Middleton, H., Sesana, A., Del Pozzo, W., & Vecchio, A. 2017, *Monthly Notices of the Royal Astronomical Society*, 468, 404, doi: [10.1093/mnras/stx475](https://doi.org/10.1093/mnras/stx475)
- Chen, S., Sesana, A., & Conselice, C. J. 2019, *Monthly Notices of the Royal Astronomical Society*, 488, 401, doi: [10.1093/mnras/stz1722](https://doi.org/10.1093/mnras/stz1722)
- Conselice, C. J., Wilkinson, A., Duncan, K., & Mortlock, A. 2016, *The Astrophysical Journal*, 830, 83, doi: [10.3847/0004-637X/830/2/83](https://doi.org/10.3847/0004-637X/830/2/83)
- Davis, M. C., Grace, K. E., Trump, J. R., et al. 2024, *The Astrophysical Journal*, 965, 34, doi: [10.3847/1538-4357/ad276e](https://doi.org/10.3847/1538-4357/ad276e)
- D’Orazio, D. J., Haiman, Z., & MacFadyen, A. 2013, *Monthly Notices of the Royal Astronomical Society*, 436, 2997, doi: [10.1093/mnras/stt1787](https://doi.org/10.1093/mnras/stt1787)
- D’Orazio, D. J., Haiman, Z., & Schiminovich, D. 2015, *Nature*, 525, 351, doi: [10.1038/nature15262](https://doi.org/10.1038/nature15262)
- Drake, A. J., Catelan, M., Djorgovski, S. G., et al. 2013, *The Astrophysical Journal*, 763, 32, doi: [10.1088/0004-637X/763/1/32](https://doi.org/10.1088/0004-637X/763/1/32)
- Farris, B. D., Duffell, P., MacFadyen, A. I., & Haiman, Z. 2014, *The Astrophysical Journal*, 783, 134, doi: [10.1088/0004-637X/783/2/134](https://doi.org/10.1088/0004-637X/783/2/134)
- Fontana, A., Salimbeni, S., Grazian, A., et al. 2006, *Astronomy and Astrophysics*, 459, 745, doi: [10.1051/0004-6361:20065475](https://doi.org/10.1051/0004-6361:20065475)
- Foreman-Mackey, D. 2016, *The Journal of Open Source Software*, 1, 24, doi: [10.21105/joss.00024](https://doi.org/10.21105/joss.00024)
- Foreman-Mackey, D., Hogg, D. W., Lang, D., & Goodman, J. 2013, *Publications of the Astronomical Society of the Pacific*, 125, 306, doi: [10.1086/670067](https://doi.org/10.1086/670067)
- Gelman, A., & Rubin, D. B. 1992, *Statistical Science*, 7, 457, doi: [10.1214/ss/1177011136](https://doi.org/10.1214/ss/1177011136)
- Ginsburg, A., Sipőcz, B. M., Brasseur, C. E., et al. 2019, *The Astronomical Journal*, 157, 98, doi: [10.3847/1538-3881/aafc33](https://doi.org/10.3847/1538-3881/aafc33)
- Graham, A. W. 2012, *The Astrophysical Journal*, 746, 113, doi: [10.1088/0004-637X/746/1/113](https://doi.org/10.1088/0004-637X/746/1/113)
- Graham, M. J., Djorgovski, S. G., Stern, D., et al. 2015, *Monthly Notices of the Royal Astronomical Society*, 453, 1562, doi: [10.1093/mnras/stv1726](https://doi.org/10.1093/mnras/stv1726)
- Granato, G. L., De Zotti, G., Silva, L., Bressan, A., & Danese, L. 2004, *The Astrophysical Journal*, 600, 580, doi: [10.1086/379875](https://doi.org/10.1086/379875)
- Häring, N., & Rix, H.-W. 2004, *The Astrophysical Journal*, 604, L89, doi: [10.1086/383567](https://doi.org/10.1086/383567)
- Harris, C. R., Millman, K. J., van der Walt, S. J., et al. 2020, *Nature*, 585, 357, doi: [10.1038/s41586-020-2649-2](https://doi.org/10.1038/s41586-020-2649-2)
- Hogg, D. W. 1999, arXiv e-prints, astro
- Hogg, D. W., Baldry, I. K., Blanton, M. R., & Eisenstein, D. J. 2002, arXiv e-prints, astro
- Hopkins, P. F., Hernquist, L., Cox, T. J., & Kereš, D. 2008, *The Astrophysical Journal Supplement Series*, 175, 356, doi: [10.1086/524362](https://doi.org/10.1086/524362)
- Hunter, J. D. 2007, *Computing in Science & Engineering*, 9, 90, doi: [10.1109/MCSE.2007.55](https://doi.org/10.1109/MCSE.2007.55)
- Ivezić, Ž., Kahn, S. M., Tyson, J. A., et al. 2019, *The Astrophysical Journal*, 873, 111, doi: [10.3847/1538-4357/ab042c](https://doi.org/10.3847/1538-4357/ab042c)
- Kajisawa, M., Ichikawa, T., Tanaka, I., et al. 2009, *The Astrophysical Journal*, 702, 1393, doi: [10.1088/0004-637X/702/2/1393](https://doi.org/10.1088/0004-637X/702/2/1393)
- Kelley, L. Z., Haiman, Z., Sesana, A., & Hernquist, L. 2019, *Monthly Notices of the Royal Astronomical Society*, 485, 1579, doi: [10.1093/mnras/stz150](https://doi.org/10.1093/mnras/stz150)
- Kelly, B. C., & Shen, Y. 2013, *The Astrophysical Journal*, 764, 45, doi: [10.1088/0004-637X/764/1/45](https://doi.org/10.1088/0004-637X/764/1/45)
- Kluyver, T., Ragan-Kelley, B., Pérez, F., et al. 2016, *Jupyter Notebooks—a Publishing Format for Reproducible Computational Workflows*, 87–90, doi: [10.3233/978-1-61499-649-1-87](https://doi.org/10.3233/978-1-61499-649-1-87)
- Kormendy, J., & Ho, L. C. 2013, *Annual Review of Astronomy and Astrophysics*, 51, 511, doi: [10.1146/annurev-astro-082708-101811](https://doi.org/10.1146/annurev-astro-082708-101811)
- Marconi, A., Risaliti, G., Gilli, R., et al. 2004, *Monthly Notices of the Royal Astronomical Society*, 351, 169, doi: [10.1111/j.1365-2966.2004.07765.x](https://doi.org/10.1111/j.1365-2966.2004.07765.x)
- McConnell, N. J., & Ma, C.-P. 2013, *The Astrophysical Journal*, 764, 184, doi: [10.1088/0004-637X/764/2/184](https://doi.org/10.1088/0004-637X/764/2/184)
- McKinney, W. 2010, in *Python in Science Conference*, Austin, Texas, 56–61, doi: [10.25080/Majora-92bf1922-00a](https://doi.org/10.25080/Majora-92bf1922-00a)
- Middleton, H., Chen, S., Del Pozzo, W., Sesana, A., & Vecchio, A. 2018, *Nature Communications*, 9, 573, doi: [10.1038/s41467-018-02916-7](https://doi.org/10.1038/s41467-018-02916-7)

- Middleton, H., Sesana, A., Chen, S., et al. 2021, *Monthly Notices of the Royal Astronomical Society*, 502, L99, doi: [10.1093/mnras/502/L99](https://doi.org/10.1093/mnras/502/L99)
- Mingarelli, C. 2017, *Chiaramingarelli/Nanohertz\_Gws: First Release!*, v1.0, Zenodo, doi: [10.5281/zenodo.838712](https://doi.org/10.5281/zenodo.838712)
- Mingarelli, C. M. F., Lazio, T. J. W., Sesana, A., et al. 2017, *Nature Astronomy*, 1, 886, doi: [10.1038/s41550-017-0299-6](https://doi.org/10.1038/s41550-017-0299-6)
- Miranda, R., Muñoz, D. J., & Lai, D. 2017, *Monthly Notices of the Royal Astronomical Society*, 466, 1170, doi: [10.1093/mnras/stw3189](https://doi.org/10.1093/mnras/stw3189)
- Mortlock, A., Conselice, C. J., Bluck, A. F. L., et al. 2011, *Monthly Notices of the Royal Astronomical Society*, 413, 2845, doi: [10.1111/j.1365-2966.2011.18357.x](https://doi.org/10.1111/j.1365-2966.2011.18357.x)
- Muñoz, D. J., Lai, D., Kratter, K., & Miranda, R. 2020, *The Astrophysical Journal*, 889, 114, doi: [10.3847/1538-4357/ab5d33](https://doi.org/10.3847/1538-4357/ab5d33)
- Muzzin, A., Marchesini, D., Stefanon, M., et al. 2013, *The Astrophysical Journal*, 777, 18, doi: [10.1088/0004-637X/777/1/18](https://doi.org/10.1088/0004-637X/777/1/18)
- Nobuta, K., Akiyama, M., Ueda, Y., et al. 2012, *The Astrophysical Journal*, 761, 143, doi: [10.1088/0004-637X/761/2/143](https://doi.org/10.1088/0004-637X/761/2/143)
- O'Donnell, J. E. 1994, *The Astrophysical Journal*, 422, 158, doi: [10.1086/173713](https://doi.org/10.1086/173713)
- Pâris, I., Petitjean, P., Ross, N. P., et al. 2017, *Astronomy and Astrophysics*, 597, A79, doi: [10.1051/0004-6361/201527999](https://doi.org/10.1051/0004-6361/201527999)
- Pérez-González, P. G., Trujillo, I., Barro, G., et al. 2008, *The Astrophysical Journal*, 687, 50, doi: [10.1086/591843](https://doi.org/10.1086/591843)
- Peters, P. C. 1964, *Physical Review*, 136, 1224, doi: [10.1103/PhysRev.136.B1224](https://doi.org/10.1103/PhysRev.136.B1224)
- Peters, P. C., & Mathews, J. 1963, *Physical Review*, 131, 435, doi: [10.1103/PhysRev.131.435](https://doi.org/10.1103/PhysRev.131.435)
- Phinney, E. S. 2001, arXiv:astro-ph/0108028. <http://ascl.net/astro-ph/0108028>
- Pozzetti, L., Bolzonella, M., Lamareille, F., et al. 2007, *Astronomy and Astrophysics*, 474, 443, doi: [10.1051/0004-6361:20077609](https://doi.org/10.1051/0004-6361:20077609)
- Reardon, D. J., Zic, A., Shannon, R. M., et al. 2023, *The Astrophysical Journal*, 951, L6, doi: [10.3847/2041-8213/acdd02](https://doi.org/10.3847/2041-8213/acdd02)
- Sandage, A., Tammann, G. A., & Yahil, A. 1979, *The Astrophysical Journal*, 232, 352, doi: [10.1086/157295](https://doi.org/10.1086/157295)
- Sanders, D. B., Soifer, B. T., Elias, J. H., et al. 1988, *The Astrophysical Journal*, 325, 74, doi: [10.1086/165983](https://doi.org/10.1086/165983)
- Sani, E., Marconi, A., Hunt, L. K., & Risaliti, G. 2011, *Monthly Notices of the Royal Astronomical Society*, 413, 1479, doi: [10.1111/j.1365-2966.2011.18229.x](https://doi.org/10.1111/j.1365-2966.2011.18229.x)
- Sesana, A. 2013, *Monthly Notices of the Royal Astronomical Society*, 433, L1, doi: [10.1093/mnras/433/L1](https://doi.org/10.1093/mnras/433/L1)
- Sesana, A., Haiman, Z., Kocsis, B., & Kelley, L. Z. 2018, *The Astrophysical Journal*, 856, 42, doi: [10.3847/1538-4357/aaad0f](https://doi.org/10.3847/1538-4357/aaad0f)
- Sesana, A., Shankar, F., Bernardi, M., & Sheth, R. K. 2016, *Monthly Notices of the Royal Astronomical Society*, 463, L6, doi: [10.1093/mnras/463/L6](https://doi.org/10.1093/mnras/463/L6)
- Sesana, A., Vecchio, A., & Colacino, C. N. 2008, *Monthly Notices of the Royal Astronomical Society*, 390, 192, doi: [10.1111/j.1365-2966.2008.13682.x](https://doi.org/10.1111/j.1365-2966.2008.13682.x)
- Shankar, F., Weinberg, D. H., & Miralda-Escudé, J. 2009, *The Astrophysical Journal*, 690, 20, doi: [10.1088/0004-637X/690/1/20](https://doi.org/10.1088/0004-637X/690/1/20)
- Shen, X., Hopkins, P. F., Faucher-Giguère, C.-A., et al. 2020, *Monthly Notices of the Royal Astronomical Society*, 495, 3252, doi: [10.1093/mnras/staa1381](https://doi.org/10.1093/mnras/staa1381)
- Shi, J.-M., & Krolik, J. H. 2015, *The Astrophysical Journal*, 807, 131, doi: [10.1088/0004-637X/807/2/131](https://doi.org/10.1088/0004-637X/807/2/131)
- Tachibana, Y., Graham, M. J., Kawai, N., et al. 2020, *The Astrophysical Journal*, 903, 54, doi: [10.3847/1538-4357/abb9a9](https://doi.org/10.3847/1538-4357/abb9a9)
- The pandas development team. 2022, *Pandas-Dev/Pandas: Pandas*, Zenodo, doi: [10.5281/zenodo.7093122](https://doi.org/10.5281/zenodo.7093122)
- Tomczak, A. R., Quadri, R. F., Tran, K.-V. H., et al. 2014, *The Astrophysical Journal*, 783, 85, doi: [10.1088/0004-637X/783/2/85](https://doi.org/10.1088/0004-637X/783/2/85)
- Vats, D., & Knudson, C. 2018, *Revisiting the Gelman-Rubin Diagnostic*, doi: [10.48550/arXiv.1812.09384](https://doi.org/10.48550/arXiv.1812.09384)
- Vaughan, S., Uttley, P., Markowitz, A. G., et al. 2016, *Monthly Notices of the Royal Astronomical Society*, 461, 3145, doi: [10.1093/mnras/stw1412](https://doi.org/10.1093/mnras/stw1412)
- Vehtari, A., Gelman, A., Simpson, D., Carpenter, B., & Bürkner, P.-C. 2021, *Bayesian Analysis*, 16, doi: [10.1214/20-BA1221](https://doi.org/10.1214/20-BA1221)
- Vika, M., Driver, S. P., Graham, A. W., & Liske, J. 2009, *Monthly Notices of the Royal Astronomical Society*, 400, 1451, doi: [10.1111/j.1365-2966.2009.15544.x](https://doi.org/10.1111/j.1365-2966.2009.15544.x)
- Virtanen, P., Gommers, R., Oliphant, T. E., et al. 2020, *Nature Methods*, 17, 261, doi: [10.1038/s41592-019-0686-2](https://doi.org/10.1038/s41592-019-0686-2)
- Volonteri, M., Haardt, F., & Madau, P. 2003, *The Astrophysical Journal*, 582, 559, doi: [10.1086/344675](https://doi.org/10.1086/344675)
- Waskom, M. L. 2021, *Journal of Open Source Software*, 6, 3021, doi: [10.21105/joss.03021](https://doi.org/10.21105/joss.03021)
- Weigel, A. K., Schawinski, K., & Bruderer, C. 2016, *Monthly Notices of the Royal Astronomical Society*, 459, 2150, doi: [10.1093/mnras/stw756](https://doi.org/10.1093/mnras/stw756)



- Wiecki, T., Salvatier, J., Vieira, R., et al. 2023, Pymc-Devs/Pymc: V5.5.0, Zenodo, doi: [10.5281/zenodo.8021093](https://doi.org/10.5281/zenodo.8021093)
- Witt, C. A., Charisi, M., Taylor, S. R., & Burke-Spolaor, S. 2022, The Astrophysical Journal, 936, 89, doi: [10.3847/1538-4357/ac8356](https://doi.org/10.3847/1538-4357/ac8356)
- Xin, C., Mingarelli, C. M. F., & Hazboun, J. S. 2021, The Astrophysical Journal, 915, 97, doi: [10.3847/1538-4357/ac01c5](https://doi.org/10.3847/1538-4357/ac01c5)
- Xu, H., Chen, S., Guo, Y., et al. 2023, Research in Astronomy and Astrophysics, 23, 075024, doi: [10.1088/1674-4527/acdfa5](https://doi.org/10.1088/1674-4527/acdfa5)