

Intermediate-mass-ratio inspirals with general dynamical friction in dark matter minispikes

Yu-Chen Zhou,^{1,2} Hong-Bo Jin,^{2,3,*} Cong-Feng Qiao,^{1,2} and Yue-Liang Wu^{2,4}

¹*The School of Physical Sciences, University of Chinese Academy of Sciences, Beijing 100049, China*

²*The International Centre for Theoretical Physics Asia-Pacific,
University of Chinese Academy of Sciences, Beijing 100190, China*

³*National Astronomical Observatories, Chinese Academy of Sciences, Beijing 100101, China*

⁴*Institute of Theoretical Physics, Chinese Academy of Sciences, Beijing 100190, China*

(Dated: October 28, 2024)

The intermediate-mass-ratio inspirals (IMRIs) may be surrounded by dark matter (DM) minispikes. The dynamical friction from these DM minispikes structures can affect the dynamics and the gravitational wave (GW) emission of the IMRIs. We analyze the effects of general dynamical friction, with a particular contribution from DM particles moving faster than the stellar-mass black hole in an eccentric IMRI. The results show that the dynamical friction caused by these DM particles tends to eccentricify the orbit, and the general dynamical friction is able to increase the eccentricity. We also analyze the effects of general dynamical friction on the GW characteristic strain. The results indicate that the peak value of the characteristic strain occurs at higher frequencies as the power law index of DM minispikes γ_{sp} increases. For the first time, a general analytical relation between the frequency peak value of characteristic strain of GWs and γ_{sp} is established. Using the analytical relation, the presence of DM and its halo density may be determined potentially from future GW data.

I. INTRODUCTION

The intermediate-mass black holes (IMBHs), with masses $10^2 M_{\odot} \lesssim M \lesssim 10^5 M_{\odot}$ between the stellar-mass (below $\sim 100 M_{\odot}$) and supermassive black holes (BHs) (above $\sim 10^5 M_{\odot}$), have been found by LIGO-VIRGO collaboration in the third observing run (O3) of the gravitational waves (GWs). There are eight GW events related to the binary mergers of mass above $\sim 100 M_{\odot}$ [1, 2]. Among these events, the maximum merger mass of two black holes reaches about $185 M_{\odot}$ [2].

An IMBH may be surrounded by a stellar mass compact object, such as a black hole, forming an intermediate-mass-ratio inspiral (IMRI) system, which may also be immersed in a halo of dark matter (DM). IMRIs emit GWs and their frequencies are primarily below 10 Hz [3]. The dynamics and GW emission of IMRIs are affected by the dynamical friction [4] from the DM minispikes [5, 6], leading to a faster inspiral and a dephasing effect of GW signal [3, 6]. These effects on GW signals may be detected by the future space-borne GW detectors such as LISA [7], Taiji [8] and TianQin [9]. The effects of dynamical friction in eccentric IMRIs indicate that the dynamical friction tends to increase the eccentricity of the orbits [10]. The other effects, such as accretion [11–13], halo feedback [14] and relativistic effects [15, 16] are also investigated. The environmental effects such as gravitational potential of DM halo and accretion disks may also affect the orbital evolution [17]. In these effects, the dynamical friction is dominant, which means that the effects of gravitational potential and accretion disks are weaker than dynamical friction [12, 13].

The paper [18] includes the relative velocities between DM particles and the secondary BH m_2 (stellar-mass) in IMRIs when studying dynamical friction. Using a phase space description of DM halos, it shows that dynamical friction reduces the eccentricity of orbits. The authors propose that the circularization rate of IMRIs could serve as a new probe for DM mini-spikes [18]. The paper [19] examines the impact of particles moving faster than the secondary BH m_2 . It was found that dynamical friction reduces the eccentricity of orbits when the spike power law index $\gamma_{\text{sp}} \gtrsim 1.8$. The research also shows a significant enhancement in dephasing effects [19]. The effects of dynamical friction on GW spectra and signal-to-noise ratios (SNRs) are also investigated in the paper [20].

In this paper, we focus on the impact of dynamical friction effects on the orbital evolution of IMRI systems. Our analytical results indicate that dynamical friction can lead to an increase in orbital eccentricity. Specifically, our calculations show that dynamical friction caused by rapidly moving DM particles tends to enhance the orbit's eccentricity. Consequently, dynamical friction plays a significant role in this eccentricity enhancement. Furthermore, we examine the influence of these effects on the characteristic strain of GWs. We find that the characteristic strain is suppressed at lower frequencies, while the peak value of the characteristic strain occurs at higher frequencies as the power law index of the DM minispikes increases. Finally, we establish a general relationship between the peak frequency of the characteristic strain of GWs and the power law index of the DM minispikes. This relationship can be utilized to constrain the power law index of the DM minispikes. This implies that, through the analytical relations derived, the presence of dark matter, as well as the density distribution of dark matter halos, can be inferred from future detected GW data.

* Corresponding author Email: hbjin@bao.ac.cn

This paper is organized as follows. In Sec. II we introduce the general dynamical friction and dynamical equations in IMRIs. In Sec. III we study the dynamical friction effects on orbital evolution of IMRIs. In Sec. IV we study the dynamical friction effects on GW characteristic strain. In Sec. V we give our conclusion.

II. GENERAL DYNAMICAL FRICTION AND DYNAMICAL EQUATIONS IN IMRIS

We consider an IMRI where the stellar mass object is a BH m_2 . The central IMBH is surrounded by a DM minispike, which has a static, spherically symmetric distribution with a simple power law [21]

$$\rho_{\text{DM}}(r) = \begin{cases} \rho_{\text{sp}} \left(\frac{r_{\text{sp}}}{r}\right)^{\gamma_{\text{sp}}}, & r_{\text{in}} \leq r \leq r_{\text{sp}} \\ 0, & r < r_{\text{in}} \end{cases}, \quad (1)$$

where r is the distance from the central IMBH, $r_{\text{in}} = 4G_N m_1/c^2$ (twice the Schwarzschild radius) is the inner radius [22] and $r_{\text{sp}} = 0.54$ pc is the maximal radius of the DM spike. $\rho_{\text{sp}} = 226 M_\odot/\text{pc}^3$ is the density at r_{sp} . The value of power law index depends on the initial DM halo. For example, the initial DM halo with a NFW profile corresponds to $\gamma_{\text{sp}} = 7/3$. In this paper, the range of γ_{sp} is $0.5 < \gamma_{\text{sp}} < 3$.

The density of DM particles can also be expressed through the phase-space distribution function

$$\rho_{\text{DM}}(r) = 4\pi \int_0^{v_{\text{esc}}} v'^2 f(\mathcal{E}) dv' \quad (2)$$

where v_{esc} is the escape velocity of the system. The phase-space distribution function $f(\mathcal{E})$ can be obtained by Eddington formula

$$f(\mathcal{E}) = \frac{\rho_{\text{sp}}}{(2\pi)^{3/2}} \left(\frac{r_{\text{sp}}}{m_1}\right)^{\gamma_{\text{sp}}} \frac{\Gamma(\gamma_{\text{sp}} + 1)}{\Gamma(\gamma_{\text{sp}} - \frac{1}{2})} \mathcal{E}^{\gamma_{\text{sp}} - 3/2} \quad (3)$$

where $\mathcal{E} = \Psi(r) - \frac{1}{2}v^2$, $\Psi(r) = \frac{m_1}{r}$ is the relative Newtonian gravitational potential close to the central IMBH. The range of power law index in Eq.(1) is given by the gamma function and the requirement of finite enclosing mass in this expression.

Dynamical friction leads to the energy and angular momentum loss of the binary system. The general expression of dynamical friction is [4, 18]

$$F_{\text{DF}} = \frac{4\pi m_2^2 \rho_{\text{DM}}(r) \xi(v)}{v^2} \quad (4)$$

Here we adopt a similar expression in [18], where $\xi(v)$ denotes the DM particles moving with different velocities relative to the secondary BH m_2 . However, the contribution of DM particles moving faster than v , the velocity of the secondary BH m_2 , is also included in our formula.

$\xi(v)$ can be determined through the following equation

$$\begin{aligned} \rho_{\text{DM}}(r) \xi(v) &= 4\pi \ln \Lambda \int_0^v v'^2 f(\mathcal{E}) dv' \\ &+ 4\pi \int_v^{v_{\text{esc}}} v'^2 f(\mathcal{E}) \left[\ln \left(\frac{v' + v}{v' - v} \right) - 2 \frac{v}{v'} \right] dv' \end{aligned} \quad (5)$$

where $\ln \Lambda$ is the Coulomb logarithm, and we adopt the value in [23], $\ln \Lambda = \ln \sqrt{m_1/m_2}$.

GW emission also leads to the energy and angular momentum loss of the IMRIs, and reduces the eccentricity of the IMRI orbit [24]. The total energy and angular momentum loss include both dynamical friction and GW emission

$$\frac{dE}{dt} = \left\langle \frac{dE}{dt} \right\rangle_{\text{GW}} + \left\langle \frac{dE}{dt} \right\rangle_{\text{DF}} \quad (6)$$

$$\frac{dL}{dt} = \left\langle \frac{dL}{dt} \right\rangle_{\text{GW}} + \left\langle \frac{dL}{dt} \right\rangle_{\text{DF}} \quad (7)$$

where $\langle \rangle$ denotes the time average over one orbit period under the assumption of adiabatic approximation.

The evolution equations for semimajor axis a and eccentricity are [21]

$$\frac{da}{dt} = \frac{dE}{dt} / \frac{\partial E}{\partial a} = \frac{2a^2}{M\mu} \frac{dE}{dt} \quad (8)$$

$$\frac{de}{dt} = -\frac{1-e^2}{2e} \left(\frac{dE}{dt} / E + 2 \frac{dL}{dt} / L \right) \quad (9)$$

where M , μ is the total mass and the reduced mass of IMRIs respectively. The evolution of semimajor axis a and eccentricity e can be obtained by solving Eq. (8) and Eq. (9) numerically. We use the publicly available IMRIPY code [13, 21] and modify several expressions of the code.

III. DYNAMICAL FRICTION EFFECTS ON ORBITAL EVOLUTION

First we look at the dynamical friction effects on orbital evolution. For the purpose of comparison, we set the mass of central IMBH to be $m_1 = 1000 M_\odot$, the mass of secondary BH to be $m_2 = 10 M_\odot$, consistent with [10, 18].

The evolution of the eccentricity e as a function of semilatus rectum $p = a(1 - e^2)$ is plotted in Fig. 1. It is found that in the cases without phase space description, the dynamical friction dominates tends to eccentricify the orbits. Thus in the earlier stage of orbital evolution, the eccentricity increases due to the effects of dynamical friction. And in the later stage of orbital evolution, the GW emission dominates the orbital evolution, and the eccentricity decreases, as is described in [10].

In the cases without the contribution of the faster moving DM particles, the dynamical friction tends to circularize the orbit, thus the eccentricity decreases monotonically. In the later stage of orbital evolution, the energy

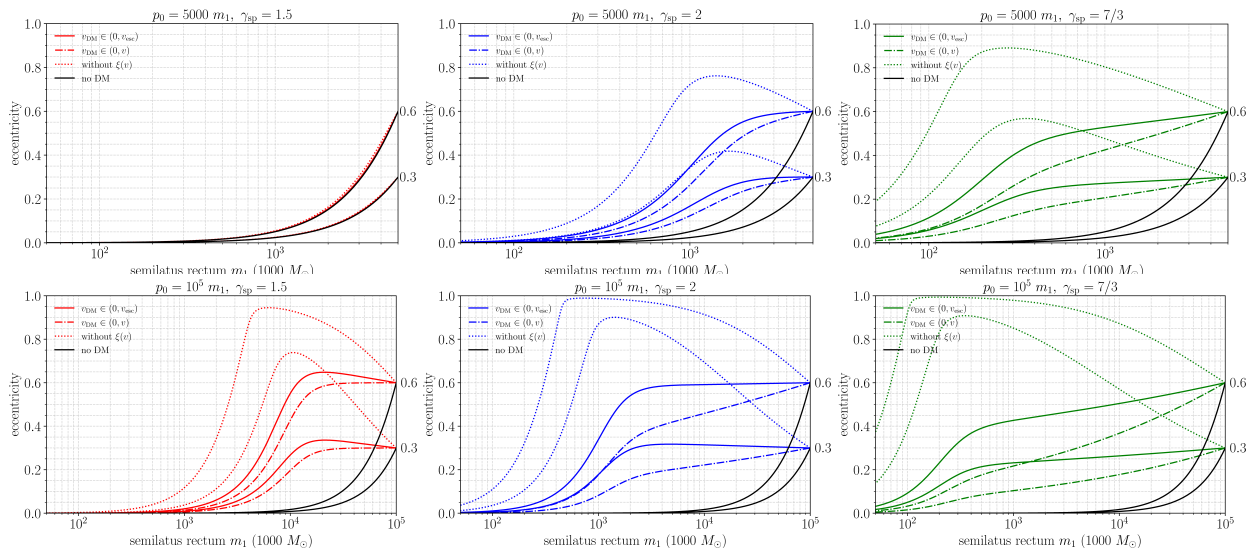


FIG. 1. The evolution of eccentricity e as a function of semilatus rectum p . The dotted lines correspond to cases without phase space description. The dashdotted lines correspond to the cases without the contribution of faster moving DM particles. The solid lines correspond to cases including the contribution of the faster moving DM particles. The black lines correspond to cases without DM. The red, blue and green lines correspond to a spike power law index $\gamma_{\text{sp}} = 1.5, 2$ and $7/3$, respectively. Top panels: The evolution of e with initial $p = 5000 m_1$. Lower panels: The evolution of e with initial $p = 10^5 m_1$.

loss is dominated by the GW emission and the eccentricity decreases faster, as is described in [18].

In the cases including the contribution of the faster moving DM particles, the evolution of eccentricity depends on the power law index of DM minispikes γ_{sp} . We numerically find the transition from increasing the eccentricity to decreasing the eccentricity occurs at $\gamma_{\text{sp}} \approx 2$. For $\gamma_{\text{sp}} \lesssim 2$, the dynamical friction tends to eccentricify the orbits. Thus the eccentricity increases in the earlier stage of orbital evolution. The difference in these three cases is due to the different behaviours of $\xi(v)$. [18] proves that the dynamical friction due to the slow moving DM particles will circularize the orbit. Our calculation proves that the faster moving DM particles will eccentricify the orbit (see Appendix A).

We next investigate the time evolution of semimajor axis a and eccentricity e under the dynamical friction in the three cases. The initial semilatus rectum p is set to $p_0 = 5000, 10^5 m_1$ respectively and the rest of the parameters remain the same.

The left panels of Fig. 2 show that the existence of DM minispikes will make semimajor axis a decrease faster and the inspiral time therefore shortens significantly. The right panels show that in the cases without $\xi(v)$, the eccentricity increases in the earlier inspiral stage when the energy loss is dominated by the dynamical friction. In the cases without the faster moving DM particles, the eccentricity decreases monotonically. In the cases with faster moving DM particles, The eccentricity increases in the earlier inspiral stage with $\gamma_{\text{sp}} = 1.5$, which makes a significant difference with the previous cases.

IV. DYNAMICAL FRICTION EFFECTS ON GW CHARACTERISTIC STRAIN

In this section we focus on the dynamical friction effects on the gravitational characteristic strain. Here we adopt the gravitational waveforms at the leading post-Newtonian order [25] and the characteristic strain is [26]

$$\tilde{h}_{+, \times}^{(n)}(f) = -\frac{\mathcal{M}}{2D_L} \frac{(2\pi \mathcal{M} F(t_n^*))^{2/3}}{\sqrt{n \dot{F}(t_n^*)}} \times \left[C_{+, \times}^{(n)}(t_n^*) + i S_{+, \times}^{(n)}(t_n^*) \right] e^{i\psi_n}, \quad (10)$$

where $\mathcal{M} = \mu^{3/5} M^{2/5}$ is the chirp mass, F is the mean orbital frequency, $C_{+, \times}^{(n)}$, $S_{+, \times}^{(n)}$ are the harmonic coefficients and t_n^* is the stationary time of each harmonic. The frequency of n -th harmonic ranges from the initial frequency of the system nF_0 to the final frequency of the innermost stable circular orbit nF_{ISCO} .

The dynamical friction effects on the gravitational characteristic strain are shown in Fig. 3. The initial semilatus rectum p is set to $p_0 = 500 m_1$, the eccentricity e is set to $e_0 = 0.6$, the luminosity distance d_L is set to $d_L = 100$ Mpc and the rest of the parameters remain the same. It is shown that the GW characteristic strains in three cases are suppressed at lower frequency domain where the evolution is dominated by the dynamical friction, as is described in [20]. In the higher frequency domain, the evolution is dominated by the GW emission, therefore there is no significant differences between the cases with and without the dynamical friction. The enhancement of characteristic in the higher domain found

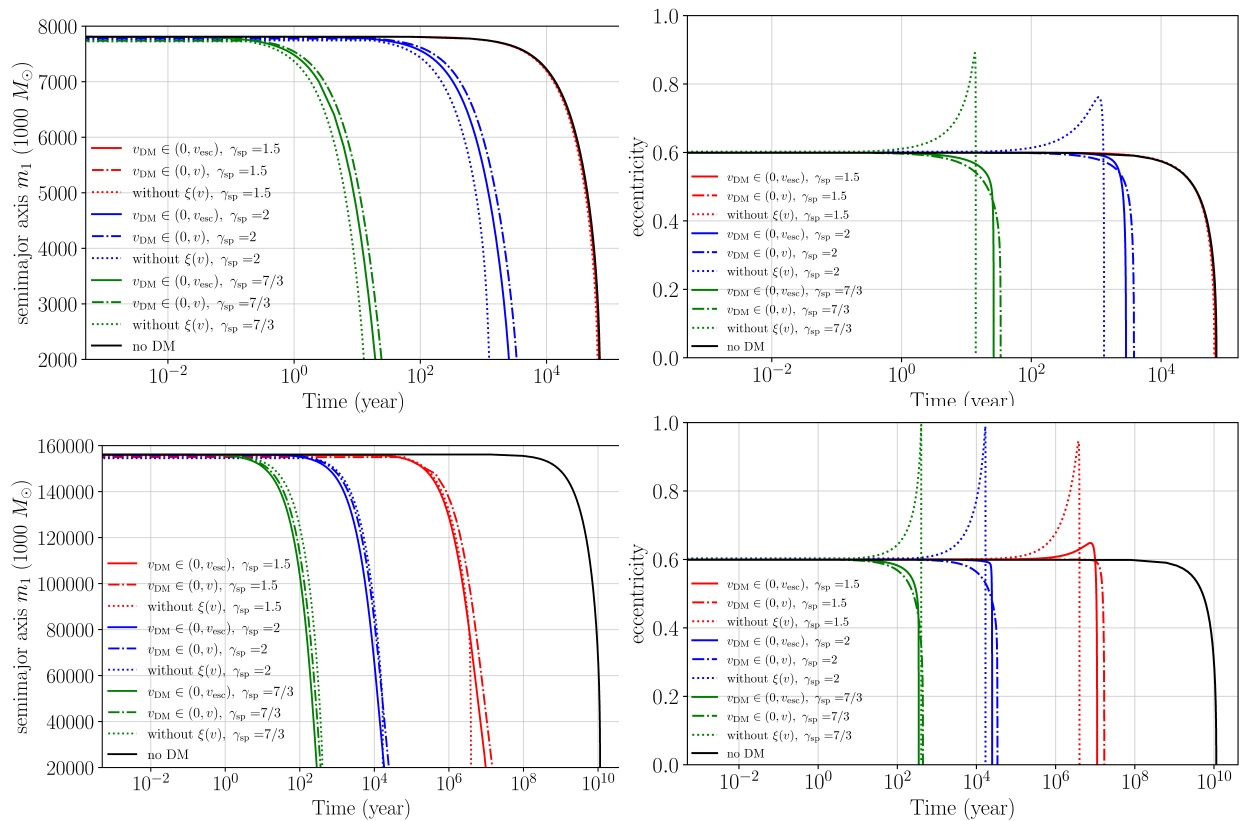


FIG. 2. The evolution of semimajor axis a and eccentricity e as functions of time t . The dotted lines correspond to cases without phase space description. The dashdotted lines correspond to cases without faster moving DM particles. The solid lines correspond to cases including the contribution of the faster moving DM particles. The black lines correspond to cases without DM halo. The red, blue and green lines correspond to a spike power law index $\gamma_{sp} = 1.5, 2$ and $7/3$, respectively. Top panels: The evolution of a and e with initial $p = 500 m_1$. Lower panels: The evolution of a and e with initial $p = 10^5 m_1$.

in [20] is also insignificant in our cases.

Furthermore, we find that the suppression effect is weak when γ_{sp} is small, and it becomes stronger as the power law index of DM spike γ_{sp} increases. Correspondingly, the peak values of characteristic strains also occur at higher frequencies as γ_{sp} increases. The relation between frequencies of peak values and γ_{sp} is shown in Fig. 4. It is found that when γ_{sp} is less than 1.6, the frequencies of peak values do not change significantly, which means the differences between the case without DM and the cases with DM is not obvious. However, when γ_{sp} is greater than 1.6, the frequencies of peak values enhance significantly, and the suppression of GW characteristic strains is obvious.

To explain this phenomenon, We derive a general relation between the peak value of characteristic strain and frequency under different γ_{sp} (see Appendix B). With this relation, the range of γ_{sp} can be confined through the future GW detections.

V. CONCLUSION

In this paper we consider the IMRIs surrounded by DM minispikes, and investigate the effects of general dynamical friction on the orbital evolution of IMRIs. Though the environmental effects such as gravitational potential of DM halo and accretion disks may also affect the orbital evolution[17], the dynamical friction is dominant and stronger than those effects[12, 13]. Thus, these effects are not considered in this paper. Numerical calculations reveal that the evolution of eccentricity is contingent upon the power law index of DM minispoke γ_{sp} . A transition point is identified at $\gamma_{sp} \approx 2$, beyond which the eccentricity evolution reverses from increase to decrease. For $\gamma_{sp} \lesssim 2$, the dynamical friction tends to increase the eccentricity. Furthermore, it is demonstrated that the dynamical friction due to the faster moving DM particles will eccentricify the orbit, independently of γ_{sp} , which contrasts with the result of dynamical friction due to the slower moving DM particles. Thus, the circularization and eccentricification of orbit depends on the fraction of slower and faster part of dynamical friction.

We also investigate the effects of general dynamical friction on GW characteristic strains. We find that GW

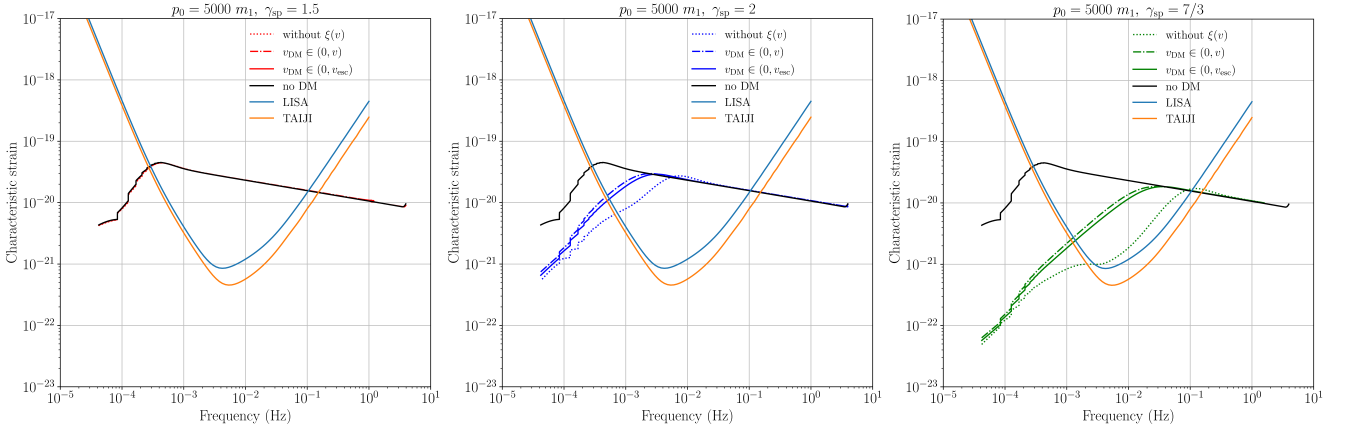


FIG. 3. The effects of dynamical friction on the characteristic strain $h_+^{(2)}$. The dotted lines correspond to cases without phase space description. The dashdot lines correspond to cases without faster moving DM particles. The solid lines correspond to cases including the contribution of the faster moving DM particles. The black lines correspond to cases without DM. The red, blue and green lines correspond to a spike power law index $\gamma_{\text{sp}} = 1.5, 2$ and $7/3$, respectively.

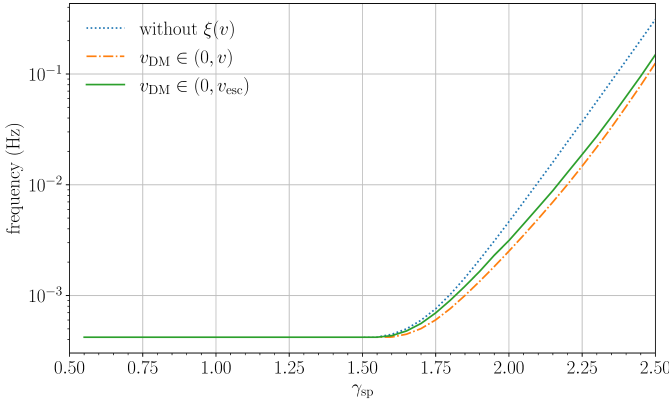


FIG. 4. The relation between the frequency peak values of GW characteristic strains and power law index of DM spike γ_{sp} . The dot lines correspond to cases without phase space description. The dashdot lines correspond to the cases without the contribution of faster moving DM particles. The solid lines correspond to cases including the contribution of the faster moving DM particles.

characteristic strains are suppressed at lower frequency domain, where the evolution is dominated by the dynamical friction. It is also found that the peak values of characteristic strains occur at higher frequencies as the power law index of DM spike γ_{sp} increases. We derive a general relation between the frequency peak value of characteristic strain of GWs and the power law index of DM minispike γ_{sp} to explain this phenomenon. This relation can also help to confine the range of γ_{sp} in the future GW detection. In summary, the general dynamical friction including the contribution of faster moving particles has significant effects on IMRIs, and it is expected that the future GW detectors will observe these effects. Using these analytical relations, the presence of dark matter, as well as the dark matter halo density dis-

tribution, can be determined from the detected GW data in the future.

ACKNOWLEDGMENTS

Yu-Chen Zhou thanks Yuxin Liu for the helpful discussions. This work has been supported by the Fundamental Research Funds for the Central Universities. This work has been supported in part by the Strategic Priority Research Program of the Chinese Academy of Sciences under Grant No. XDA15020701 and XDA15020708. In this paper, The numerical computation of this work was completed at TAIJI Cluster of University of Chinese Academy of Sciences.

Appendix A: Dynamical friction effects on eccentricity evolution

The dynamical friction effects on eccentricity evolution can be seen from the time derivative of eccentricity $\frac{de}{dt}$ [Eq. (9)]. Disregarding the factors and the contribution from the GW emission, we obtain the eccentricity evolution dominated by dynamical friction

$$\left(\frac{de}{dt}\right)_{\text{DF}} \sim -\left(\frac{1}{E}\left\langle\frac{dE}{dt}\right\rangle_{\text{DF}} + \frac{2}{L}\left\langle\frac{dL}{dt}\right\rangle_{\text{DF}}\right) \quad (\text{A1})$$

The energy and angular momentum loss due to dynamical friction are

$$\begin{aligned} \left\langle\frac{dE}{dt}\right\rangle_{\text{DF}} &= -\int_0^T \frac{dt}{T} F_{\text{DF}} v \\ &= -(1-e^2)^{\frac{3}{2}} \int_0^{2\pi} \frac{d\phi}{2\pi} \frac{F_{\text{DF}} v}{(1+e\cos\phi)^2} \end{aligned} \quad (\text{A2})$$

$$\begin{aligned} \left\langle \frac{dL}{dt} \right\rangle_{\text{DF}} &= -\sqrt{Ma(1-e^2)} \int_0^T \frac{dt}{T} \frac{F_{\text{DF}}}{v} \\ &= -\sqrt{Ma(1-e^2)^2} \int_0^{2\pi} \frac{d\phi}{2\pi} \frac{F_{\text{DF}}}{(1+e\cos\phi)^2 v} \end{aligned} \quad (\text{A3})$$

With the expression of E , L , $\langle \frac{dE}{dt} \rangle_{\text{DF}}$ and $\langle \frac{dL}{dt} \rangle_{\text{DF}}$, The eccentricity evolution can be rewritten as [18]

$$\begin{aligned} \left(\frac{de}{dt} \right)_{\text{DF}} &\sim -\frac{2(1-e^2)^{\frac{3}{2}}}{\mu} \int_0^{2\pi} \frac{d\phi}{2\pi} \frac{F_{\text{DF}}}{(1+e\cos\phi)^2} \\ &\quad \times \left(\frac{av}{m} - \frac{1}{v} \right) \end{aligned} \quad (\text{A4})$$

The dynamical friction F_{DF} can be written in the form

$$\begin{aligned} F_{\text{DF}} &= F_0 r^{-\gamma_{\text{sp}}} v^{-2} \xi(v) \\ &= \begin{cases} F_0 r^{-\gamma_{\text{sp}}} b_{\text{slow}} v^{\beta_{\text{slow}}-2}, & v_{\text{DM}} < v \\ F_0 r^{-\gamma_{\text{sp}}} b_{\text{fast}} (v_{\text{esc}} - v)^{\beta_{\text{fast}}} v^{-2}, & v_{\text{DM}} > v \end{cases} \end{aligned} \quad (\text{A5})$$

where we adopt the assumption that the phase space factor $\xi(v)$ has a power law form [18]. The two factors b_{slow} and b_{fast} , and two power law indices β_{slow} and β_{fast} can be determined numerically through Eqs. (2) and (5). The factor F_0 is

$$F_0 = 4\pi m_2^2 \rho_{\text{sp}} r^{\gamma_{\text{sp}}} \quad (\text{A6})$$

The radius of the binary system r and the velocity v of the secondary BH m_2 can be expressed as functions of true anomaly ϕ

$$r = \frac{a(1-e^2)}{1+e\cos\phi} \quad (\text{A7})$$

$$v = \sqrt{\frac{2M}{r} - \frac{M}{a}} = \sqrt{\frac{M(e^2 + 2e\cos\phi + 1)}{a(1-e^2)}} \quad (\text{A8})$$

Substituting Eqs. (A5), (A7) and (A8), we can rewrite the eccentricity evolution as the sum of two parts

$$\left(\frac{de}{dt} \right)_{\text{DF}} = \left(\frac{de}{dt} \right)_{\text{DF,slow}} + \left(\frac{de}{dt} \right)_{\text{DF,fast}} \quad (\text{A9})$$

Disregarding the factors, the expression of $\left(\frac{de}{dt} \right)_{\text{DF,slow}}$ and $\left(\frac{de}{dt} \right)_{\text{DF,fast}}$ are

$$\begin{aligned} \left(\frac{de}{dt} \right)_{\text{slow}} &\sim -\int_0^{2\pi} \frac{d\phi}{2\pi} (e + \cos\phi)(1 + e\cos\phi)^{\gamma_{\text{sp}}-2} \\ &\quad \times v^{\beta_{\text{slow}}-3} \\ &= -\int_0^{2\pi} \frac{d\phi}{2\pi} (e + \cos\phi)(1 + e\cos\phi)^{\gamma_{\text{sp}}-2} \\ &\quad \times (e^2 + 2e\cos\phi + 1)^{(\beta_{\text{slow}}-3)/2} \end{aligned} \quad (\text{A10})$$

$$\begin{aligned} \left(\frac{de}{dt} \right)_{\text{fast}} &\sim -\int_0^{2\pi} \frac{d\phi}{2\pi} (e + \cos\phi)(1 + e\cos\phi)^{\gamma_{\text{sp}}-2} \\ &\quad \times (v_{\text{esc}} - v)^{\beta_{\text{fast}}} v^{-3} \end{aligned} \quad (\text{A11})$$

To first order in e , the integral of the slow part can be expressed as

$$\begin{aligned} \left(\frac{de}{dt} \right)_{\text{slow}} &\sim -\int_0^{2\pi} \frac{d\phi}{2\pi} [\cos\phi + e + (\beta_{\text{slow}} + \gamma_{\text{sp}} - 5)e\cos^2\phi] \\ &= -\frac{e}{2} (\gamma_{\text{sp}} + \beta_{\text{slow}} - 3) \end{aligned} \quad (\text{A12})$$

The sign of the expression depends on the γ_{sp} and β_{slow} . Numerically we find that when γ_{sp} increases from 0.5 to 3, β_{slow} decreases from 3.55 to 2.35. Therefore, $(de/dt)_{\text{slow}} < 0$, the dynamical friction caused by DM particles moving slower than the secondary BH m_2 tends to decrease the eccentricity of the orbit, which agrees with the conclusion in [18].

We next compute the integral of the fast part in the same approach

$$\begin{aligned} \left(\frac{de}{dt} \right)_{\text{fast}} &\sim -\int_0^{2\pi} \frac{d\phi}{2\pi} \left[(\sqrt{2}-1)^{\beta_{\text{fast}}} \cos\phi + (\sqrt{2}-1)^{\beta_{\text{fast}}} e \right. \\ &\quad \left. + (\sqrt{2}-1)^{\beta_{\text{fast}}} \left(\gamma_{\text{sp}} - \frac{\sqrt{2}}{2}\beta - 5 \right) e \cos^2\phi \right] \\ &\sim -\int_0^{2\pi} \frac{d\phi}{2\pi} \left[\cos\phi + e + \left(\gamma_{\text{sp}} - \frac{\sqrt{2}}{2}\beta - 5 \right) e \cos^2\phi \right] \\ &= -\frac{e}{2} \left(\gamma_{\text{sp}} - \frac{\sqrt{2}}{2}\beta_{\text{fast}} - 3 \right) \end{aligned} \quad (\text{A13})$$

The sign of the expression depends on the γ_{sp} and β_{fast} . Numerically we find that when γ_{sp} increases from 0.5 to 3, β_{fast} decreases from 1.37 to 0.42. Therefore, $(de/dt)_{\text{fast}} > 0$, the dynamical friction caused by DM particles moving faster than the secondary BH m_2 tends to increase the eccentricity of the orbit.

Appendix B: The relationship between power law index of dm halo and the maximum value of characteristic strain

The peak value of characteristic strain occurs at the transition stage where the GW emission dominates the orbital evolution.

To simplify the calculation, we assume the transition stage mentioned in Sec. IV is that the energy loss of dynamical friction and GW emission over one orbit is equal

$$\langle \Delta E \rangle_{\text{DF}} = \langle \Delta E \rangle_{\text{GW}} \quad (\text{B1})$$

Furthermore, we only consider the slow moving DM particles, since the difference between this case and the case

with fast moving DM particles in Fig. 3 and Fig. 4 is not obvious. Substituting the energy loss of dynamical friction and GW emission, we obtain

$$F_0 \left(\frac{r_{\text{sp}}}{r} \right)^{\gamma_{\text{sp}}} v^{\beta-1} = \frac{32 \mu^2 M^3}{5 r^5} X(e) \quad (\text{B2})$$

where the function $X(e)$ is

$$X(e) = \frac{1 + \frac{73}{24}e^2 + \frac{37}{96}e^4}{(1 + e \cos \phi)^5} (1 - e^2)^{\frac{3}{2}} \quad (\text{B3})$$

The radius r can be solved from this equation

$$r = r_{\text{sp}} (X(e) Y(\beta(\gamma_{\text{sp}})))^{\frac{1}{\frac{11}{2} - \gamma_{\text{sp}} - \frac{\beta}{2}}} \quad (\text{B4})$$

where the function $Y(\beta(\gamma_{\text{sp}}))$ is

$$Y(\beta(\gamma_{\text{sp}})) = \frac{32 \mu^2 M^3}{5 r_{\text{sp}}^5} \left(\frac{r_{\text{sp}}}{4\pi m_2^2 \rho_{\text{sp}} M} \right)^{\frac{\beta-1}{2}} \quad (\text{B5})$$

The frequency is proportional to $r^{-\frac{3}{2}}$, thus the ratio of

orbital frequencies with different power law indices γ_{sp} is

$$\frac{f}{f_0} = \left(\frac{r}{r_0} \right)^{-\frac{3}{2}} \sim Y(0)^{\frac{3}{11}} Y(\beta(\gamma_{\text{sp}}))^{-\frac{3}{11-2\gamma_{\text{sp}}-\beta}} \quad (\text{B6})$$

where f_0 is the peak value of characteristic strain in the cases without DM, and r_0 is the corresponding radius in these cases.

To verify the result of calculation, we choose power law indices $\gamma_{\text{sp}} = 1.5, 2$ and the corresponding $\beta(\gamma_{\text{sp}})$ are 3, 2.75. The ratio of orbital frequencies are

$$\frac{f_{\gamma_{1.5}}}{f_0} \sim Y(0)^{\frac{3}{11}} Y(3)^{-\frac{3}{11-2\cdot 1.5-3}} \approx 0.06 \quad (\text{B7})$$

$$\frac{f_{\gamma_2}}{f_0} \sim Y(0)^{\frac{3}{11}} Y(2.75)^{-\frac{3}{11-2\cdot 2-2.75}} \approx 4.30 \quad (\text{B8})$$

which corresponds well with the result in Fig. 3 and Fig. 4

-
- [1] R. Abbott and Others, *Astron. Astrophys.* **659**, A84 (2022), [arXiv:2105.15120 \[astro-ph.HE\]](#).
- [2] R. Abbott and Others, *Phys. Rev. D* **109**, 22001 (2024), [arXiv:2108.01045](#).
- [3] K. Eda, Y. Itoh, S. Kuroyanagi, and J. Silk, *Phys. Rev. Lett.* **110**, 221101 (2013), [arXiv:1301.5971 \[gr-qc\]](#).
- [4] S. Chandrasekhar, *Astrophys. J.* **97**, 255 (1943).
- [5] P. Gondolo and J. Silk, *Phys. Rev. Lett.* **83**, 1719 (1999), [arXiv:astro-ph/9906391](#).
- [6] K. Eda, Y. Itoh, S. Kuroyanagi, and J. Silk, *Phys. Rev. D* **91**, 044045 (2015), [arXiv:1408.3534 \[gr-qc\]](#).
- [7] J.-B. Bayle, B. Bonga, C. Caprini, D. Doneva, M. Muratore, A. Petiteau, E. Rossi, and L. Shao, *Nature Astronomy* **6**, 1334 (2022).
- [8] W.-R. Hu and Y.-L. Wu, *Natl. Sci. Rev.* **4**, 685 (2017).
- [9] J. Luo *et al.* (TianQin), *Class. Quant. Grav.* **33**, 035010 (2016), [arXiv:1512.02076 \[astro-ph.IM\]](#).
- [10] X.-J. Yue and Z. Cao, *Phys. Rev. D* **100**, 043013 (2019).
- [11] X.-J. Yue and W.-B. Han, *Phys. Rev. D* **97**, 064003 (2018).
- [12] N. Dai, Y. Gong, T. Jiang, and D. Liang, *Phys. Rev. D* **106**, 064003 (2022), [arXiv:2111.13514 \[gr-qc\]](#).
- [13] N. Becker and L. Sagunski, *Phys. Rev. D* **107**, 083003 (2023), [arXiv:2211.05145 \[gr-qc\]](#).
- [14] B. J. Kavanagh, D. A. Nichols, G. Bertone, and D. Gaggero, *Phys. Rev. D* **102**, 083006 (2020).
- [15] D. Traykova, K. Clough, T. Helfer, E. Berti, P. G. Ferreira, and L. Hui, *Phys. Rev. D* **104**, 103014 (2021), [arXiv:2106.08280 \[gr-qc\]](#).
- [16] N. Speeney, A. Antonelli, V. Baibhav, and E. Berti, *Phys. Rev. D* **106**, 044027 (2022), [arXiv:2204.12508 \[gr-qc\]](#).
- [17] E. Barausse, V. Cardoso, and P. Pani, *Physical Review D* **89**, 104059 (2014), [arXiv:1404.7149](#).
- [18] N. Becker, L. Sagunski, L. Prinz, and S. Rastgoo, *Phys. Rev. D* **105**, 063029 (2022).
- [19] F. Dosopoulou, Dynamical friction in dark matter spikes: corrections to chandrasekhar's formula (2023), [arXiv:2305.17281 \[astro-ph.HE\]](#).
- [20] G.-L. Li, Y. Tang, and Y.-L. Wu, *Sci. China Phys. Mech. Astron.* **65**, 100412 (2022), [arXiv:2112.14041 \[astro-ph.CO\]](#).
- [21] A. Coogan, G. Bertone, D. Gaggero, B. J. Kavanagh, and D. A. Nichols, *Phys. Rev. D* **105**, 043009 (2022).
- [22] L. Sadeghian, F. Ferrer, and C. M. Will, *Physical Review D* **88**, 063522 (2013), [arXiv:1305.2619](#).
- [23] B. J. Kavanagh, D. A. Nichols, G. Bertone, and D. Gaggero, *Physical Review D* **102**, 083006 (2020), [arXiv:2002.12811](#).
- [24] P. C. Peters and J. Mathews, *Phys. Rev.* **131**, 435 (1963).
- [25] K. Martel and E. Poisson, *Phys. Rev. D* **60**, 124008 (1999), [arXiv:gr-qc/9907006](#).
- [26] B. Moore, T. Robson, N. Loutrel, and N. Yunes, *Classical and Quantum Gravity* **35**, 235006 (2018).