

The DKP Equation in Presence of a Cusp Potential: Transmission Resonances and Bound States

Vicente A. Arévalo

Yachay Tech University, School of Physical Sciences and Nanotechnology, Hda. San José S/N y Proyecto Yachay, 100119, Urcuquí, Ecuador.
vicente.arevalo@yachaytech.edu.ec

Sebastián Valladares

Facultad de Física, Universidad de Sevilla, 41012-Sevilla, España.
sebvalsan@alum.us.es

Clara Rojas

Yachay Tech University, School of Physical Sciences and Nanotechnology, Hda. San José S/N y Proyecto Yachay, 100119, Urcuquí, Ecuador.
crojas@yachaytech.edu.ec

Received (February 19, 2024)
Revised (May 22, 2024)

In this article, we solve the Duffin–Kemmer–Petiau (DKP) equation in the presence of the cusp potential for spin–one particles. We derived the scattering solutions and calculated the bound states in terms of the Whittaker functions. We show that transmission resonances are present, as well as the particle–anti-particle bound states.

Keywords: DKP Equation; Cusp Potential; Transmission Resonances, Bound States.

PACS Nos.: 03.65.Pm, 03.65.Nk, 03.65.Ge

1. Introduction

In the literature, there is a relativistic equation called Duffin–Kemmer–Petiau (DKP) equation, which describes the dynamics of scalar (spin–0) and vector (spin–1) particles in analogy with the Dirac equation for spin–half fields^{1,2,3}. Besides, it is essential to mention that the equation was not taken into account due to its equivalence with the Klein–Gordon and Proca equations. Despite this, some aspects cannot be explained without using the DKP equation.

The DKP formalism with different types of couplings is used in a wide area of physics, including applications in Quantum Chromodynamics at large and short distances⁴, studies of covariant Hamiltonian dynamics⁵, symmetries of very special relativity, thermal properties of bosons⁶, among others^{7,8}. Therefore, it represents a promising area of research.

Additionally, the DKP equation has been used to model several interactions, including, but not limited to, those involved in many scattering processes in nuclear physics⁹. Furthermore, one-dimensional potentials have been much more prevalent in DKP formalism in recent decades due to the substantial assistance that the resultant simple equations offer for understanding physical systems in higher dimensions¹⁰. Among the potentials used, we can mention the double-step potential^{11,12}, the Varshni potential model¹³, the DKP oscillator^{14,15}, hyperbolic tangent potential¹⁶, also to study the transmission resonances in an asymmetric cusp potential¹⁷. In this sense, the purpose of this article is to address the behavior of a spinor particle for a cusp potential, including scattering and bound states of the wave equations, which are of great interest in such quantum mechanical systems and it is a well-understood problem for the Schrödinger equation¹⁸.

The one-dimensional symmetric cusp potential barrier is given by

$$V(x) = V_0 \exp\left(-\frac{|x|}{a}\right), \quad (1)$$

it is an asymptotically vanishing potential for large values of the space variable x . The parameter V_0 shows the height of the barrier (see Fig. 1) or the depth of the well, depending on its sign. The positive constant a determines the shape of the potential¹⁹. Moreover, the cusp potential can be regarded as a screened one-dimensional Coulomb potential if $V_0 \leq 0$ ²⁰.

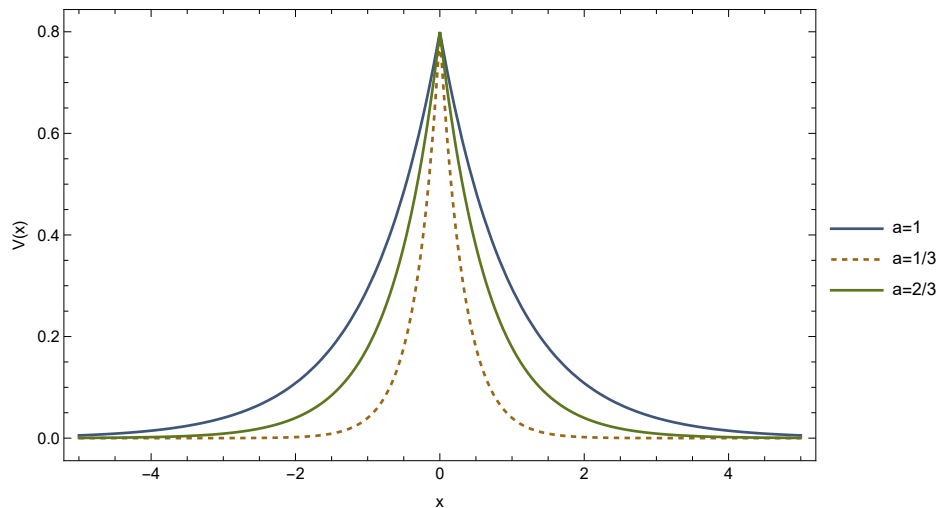


Fig. 1. Behaviour of a cusp potential barrier vs the spatial coordinate x for different values of the parameter a .

The paper is organized as follows. In Section 2, we solve and analyze the DKP equation for a cusp potential barrier, including the reflection and transmission co-

efficient. In Section 3, we obtain and discuss the energy equation that relates the bound states for a cusp potential well. Finally, the conclusions are discussed in Section 4. We set natural units $\hbar = c = 1$, and $m = 1$.

2. Scattering states

As stated above, the Duffin–Kemmer–Petiau (DKP) equation can be used to describe spin-zero and one particles, and with the introduction of an electromagnetic field interaction⁷, it takes the following form

$$[i\beta^\mu (\partial_\mu + ieA_\mu) - 1] \Psi(\vec{r}, t) = 0, \quad (2)$$

where $\Psi(\vec{r}, t)$ represents the DKP spinor of the particle in $(3 + 1)$ dimensions, and the matrices β^μ satisfy the following condition $\beta^\mu \beta^\nu \beta^\lambda + \beta^\lambda \beta^\nu \beta^\mu = \eta^{\mu\nu} \beta^\lambda + \eta^{\lambda\nu} \beta^\mu$ ^{1,21},

It is important to mention that in $(3 + 1)$ dimensions, the β matrices are five-dimensional and ten-dimensional for spin-zero and spin-one particles, respectively²². Nevertheless, in $(1 + 1)$ dimensions, the scalar (spin-zero) and vector (spin-one) sectors are unitarily equivalent^{1,23}. It means that the spin-one case has to be treated as a spin-zero case.

As the potential involved is time-independent, the solution of Eq. (2) can be obtained by $\Psi(x, t) = e^{iEt} \phi(x)$. Moreover, the DKP equation can be then rewritten in $(1 + 1)$ dimensional representation as follows

$$\left\{ \beta^0 [E - V(x)] + i\beta^1 \frac{d}{dx} - 1 \right\} \phi(x) = 0, \quad (3)$$

where $\phi(x)$ is the spinor, E is the energy, and $V(x)$ represents the coupled potential to the DKP equation. For $(1 + 1)$ dimension, we consider the following expressions for β^0 , and β^1 matrices^{23,24}, with the metric tensor $\eta^{\mu\nu} = \text{diag}(1, -1)$.

$$\beta^0 = \begin{pmatrix} 0 & 0 & i \\ 0 & 0 & 0 \\ -i & 0 & 0 \end{pmatrix}, \quad \beta^1 = \begin{pmatrix} 0 & i & 0 \\ i & 0 & 0 \\ 0 & 0 & 0 \end{pmatrix}. \quad (4)$$

Since, β^0 , and β^1 are 3×3 matrices, $\phi(x)$ must be decomposed in three components, such that

$$\phi(x) = \begin{pmatrix} \Psi(x) \\ \Phi(x) \\ \Theta(x) \end{pmatrix}, \quad (5)$$

generally, $\Psi(x)$, $\Phi(x)$, $\Theta(x)$ are functions that describe particles in the DKP theory.

From here, it is not difficult to verify that by using Eqs. (5), and (4), on Eq. (3) lead to a system of three equations¹⁶.

$$\begin{cases} \left\{ \frac{d^2}{dx^2} + [E - V(x)]^2 - 1 \right\} \Psi(x) = 0, \\ \Phi(x) = -\frac{d}{dx} \Psi(x) \\ \Theta(x) = -i[E - V(x)] \Psi(x). \end{cases} \quad (6)$$

where it is clear that $\Phi(x)$ and $\Theta(x)$ depend on the Klein–Gordon equation solution (i.e., $\Psi(x)$).

2.1. Transmission Resonances

To calculate the transmission resonances we solve Eq. (6) with the cusp potential barrier, which is given by^{20,25}

$$V(x) = \begin{cases} V_0 e^{x/a} & \text{for } x < 0, \\ V_0 e^{-x/a} & \text{for } x > 0. \end{cases} \quad (7)$$

The form of this barrier is represented in Fig. 1.

To solve the problem, it is important to consider the Klein–Gordon equation for both regions, the positive and negative. For $x < 0$. We solve the differential equation

$$\frac{d^2 \phi_L(x)}{dx^2} + \left[(E - V_0 e^{x/a})^2 - 1 \right] \phi_L(x) = 0. \quad (8)$$

Making the change of variable $y = 2iaV_0 e^{x/a}$,

$$y \frac{d}{dy} \left(y \frac{d\phi_L}{dy} \right) - \left[(iaE - \frac{y}{2})^2 + a^2 \right] \phi_L = 0. \quad (9)$$

Setting $\phi_L = y^{-1/2} f(y)$, the previous equation reduces to the Whittaker differential equation.

$$\frac{d^2 f(y)}{dy^2} + \left[-\frac{1}{4} + \frac{iaE}{y} + \frac{1/4 - \mu^2}{y^2} \right] f(y) = 0. \quad (10)$$

Eq. (10) is the Whittaker differential equation²⁶ whose general solution can be written as

$$\phi_L(y) = c_1 y^{-1/2} M_{\kappa, \mu}(y) + c_2 y^{-1/2} M_{\kappa, -\mu}(y), \quad (11)$$

where $M_{\kappa, \mu}(y)$ is the Whittaker function, and

$$\kappa = iaE, \quad \mu = ia\sqrt{E^2 - 1}. \quad (12)$$

Notice that the general solution given in Eq. (11) is made by the incident and the reflected part of the wave. Moreover, the goal is to solve the system of equations Eq. (6). Therefore, let's analyze both cases separately.

2.2. Incident Part

The solution of the system of the system Eq. (6) for the incident part is composed by

$$\Psi_{inc}(x) = c_1 \frac{M_{\kappa,\mu}(2iaV_0e^{x/a})}{\sqrt{2iaV_0e^{x/a}}}, \quad (13)$$

$$\begin{aligned} \Phi_{inc}(x) = c_1 \frac{1}{2a\sqrt{2iaV_0e^{x/a}}} & \left[(2\kappa + 1 - 2iaV_0e^{x/a}) M_{\kappa,\mu}(2iae^{x/a}V_0) \right. \\ & \left. - (2\kappa + 2\mu + 1) M_{\kappa+1,\mu}(2iae^{x/a}V_0) \right], \end{aligned} \quad (14)$$

$$\Theta_{inc}(x) = i c_1 \frac{(e^{x/a}V_0 - E) M_{\kappa,\mu}(2iaV_0e^{x/a})}{\sqrt{2iaV_0e^{x/a}}}. \quad (15)$$

For simplicity, we can group these solutions in a vector representation

$$G_{inc} = \begin{pmatrix} c_1 \frac{M_{\kappa,\mu}(2iaV_0e^{x/a})}{\sqrt{2iaV_0e^{x/a}}} \\ c_1 \frac{1}{2a\sqrt{2iaV_0e^{x/a}}} \left[(2\kappa + 1 - 2iaV_0e^{x/a}) M_{\kappa,\mu}(2iae^{x/a}V_0) \right. \\ \left. - (2\kappa + 2\mu + 1) M_{\kappa+1,\mu}(2iae^{x/a}V_0) \right] \\ i c_1 \frac{(e^{x/a}V_0 - E) M_{\kappa,\mu}(2iaV_0e^{x/a})}{\sqrt{2iaV_0e^{x/a}}} \end{pmatrix}, \quad (16)$$

where G_{inc} represents the vector that contains the incident solutions.

2.3. Reflected Part

Similar to before, the solution for the reflected part is composed by:

$$\Psi_{ref}(x) = c_2 \frac{M_{\kappa,-\mu}(2iaV_0e^{x/a})}{\sqrt{2iaV_0e^{x/a}}}, \quad (17)$$

$$\begin{aligned} \Phi_{ref}(x) = c_2 \frac{1}{2a\sqrt{2iaV_0e^{x/a}}} & \left[(2\kappa + 1 - 2iaV_0e^{x/a}) M_{\kappa,-\mu}(2iae^{x/a}V_0) \right. \\ & \left. + (2\mu - 1 - 2\kappa) M_{\kappa+1,-\mu}(2iae^{x/a}V_0) \right], \end{aligned} \quad (18)$$

$$\Theta_{ref}(x) = i c_2 \frac{(e^{x/a}V_0 - E) M_{\kappa,-\mu}(2iaV_0e^{x/a})}{\sqrt{2iaV_0e^{x/a}}}, \quad (19)$$

Or in vector representation:

$$G_{ref} = \begin{pmatrix} c_2 \frac{M_{\kappa, -\mu}(2iaV_0e^{x/a})}{\sqrt{2iaV_0e^{x/a}}} \\ c_2 \frac{1}{2a\sqrt{2iaV_0e^{x/a}}} [(2\kappa + 1 - 2iaV_0e^{x/a}) M_{\kappa, -\mu}(2iae^{x/a}V_0) \\ + (2\mu - 1 - 2\kappa) M_{\kappa+1, -\mu}(2iae^{x/a}V_0)] \\ i c_2 \frac{(e^{x/a}V_0 - E) M_{\kappa, -\mu}(2iaV_0e^{x/a})}{\sqrt{2iaV_0e^{x/a}}} \end{pmatrix}, \quad (20)$$

where G_{ref} is the vector that contains the reflected solutions.

Now we consider the solution for $x > 0$. In this case, the differential equation to solve is

$$\frac{d^2\phi_R(x)}{dx^2} + \left[(E - V_0e^{-x/a})^2 - 1 \right] \phi_R(x) = 0. \quad (21)$$

Making the variable change $z = 2iaV_0e^{-x/a}$, Eq. (21) can be written as

$$z \frac{d}{dz} \left[z \frac{d\phi_R(z)}{dz} \right] - \left[(iaE - \frac{z}{2})^2 + a^2 \right] \phi_R(z) = 0. \quad (22)$$

Putting $\phi_R(z) = z^{-1/2}g(z)$ we obtain the Whittaker differential equation²⁶

$$\frac{d^2g(z)}{dz^2} + \left[-\frac{1}{4} + \frac{iaE}{z} + \frac{1/4 - \mu^2}{z^2} \right] g(z) = 0, \quad (23)$$

which solution is given by²⁶

$$\phi_R(z) = c_3 z^{-1/2} M_{\kappa, -\mu}(z). \quad (24)$$

The general solution given in Eq. (24) corresponds to the transmitted part of the wave.

2.4. Transmitted part

The solutions for the right side are,

$$\Psi_{trans}(x) = c_3 \frac{M_{\kappa, -\mu}(2iaV_0e^{-x/a})}{\sqrt{2iaV_0e^{-x/a}}}, \quad (25)$$

$$\begin{aligned} \Phi_{trans}(x) = c_3 \frac{\sqrt{iaV_0e^{-x/a}}}{\sqrt{2a^2V_0}} & \left[(ie^{x/a}(1 + 2\kappa) + 2aV_0) M_{\kappa, -\mu}(2iaV_0e^{-x/a}) \right. \\ & \left. - ie^{x/a}(1 + 2\kappa - 2\mu) M_{\kappa+1, -\mu}(2iaV_0e^{-x/a}) \right], \end{aligned} \quad (26)$$

$$\Theta_{trans}(x) = i c_3 \frac{(e^{-x/a}V_0 - E) M_{\kappa, -\mu}(2iaV_0e^{-x/a})}{\sqrt{2iaV_0e^{-x/a}}}, \quad (27)$$

In vector representation,

$$G_{trans} = \begin{pmatrix} \frac{c_3 M_{\kappa, -\mu} (2iaV_0 e^{-x/a})}{\sqrt{2iaV_0 e^{-x/a}}} \\ c_3 \frac{\sqrt{iaV_0 e^{-x/a}}}{\sqrt{2a^2 V_0}} \left[\begin{aligned} & i e^{x/a} (1 + 2\kappa) + 2aV_0 M_{\kappa, -\mu} (2iaV_0 e^{-x/a}) \\ & -i e^{x/a} (1 + 2\kappa - 2\mu) M_{\kappa+1, -\mu} (2iaV_0 e^{-x/a}) \end{aligned} \right] \\ \frac{i c_3 (e^{-x/a} V_0 - E) M_{\kappa, -\mu} (2iaV_0 e^{-x/a})}{\sqrt{2iaV_0 e^{-x/a}}} \end{pmatrix}, \quad (28)$$

where G_{trans} is the vector that contains the transmitted solutions.

2.5. Asymptotic behavior

Once the solutions of the DKP equation have been obtained in the analytic form. Now, we analyze the scattering states for the cusp potential considering that the asymptotic behavior of the Whittaker functions²⁶ is given by

$$M_{\kappa, \mu}(y) = e^{-y/2} y^{\frac{1}{2} + \mu}, \quad (29)$$

when $y \rightarrow 0$.

In the same way considering the incident solution (16), when $x \rightarrow -\infty$, we have the following result

$$G_{inc} \longrightarrow c_1 (2iaV_0)^\mu e^{i\sqrt{E^2-1}x} \begin{pmatrix} 1 \\ \frac{-\mu}{a} \\ -iE \end{pmatrix}, \quad (30)$$

which behaves like a plane wave that is traveling to the right side.

Now, for the reflection part (20), we have the following expression

$$G_{ref} \longrightarrow c_2 (2iaV_0)^{-\mu} e^{-i\sqrt{E^2-1}x} \begin{pmatrix} 1 \\ \frac{\mu}{a} \\ -iE \end{pmatrix}, \quad (31)$$

which, as in the previous case, represents a plane wave, but in this case, it is traveling to the left side.

Finally, considering the right solution (28) when $x \rightarrow \infty$, we have

$$G_{trans} \longrightarrow c_3 (2iaV_0)^{-\mu} e^{i\sqrt{E^2-1}x} \begin{pmatrix} 1 \\ \frac{-\mu}{a} \\ -iE \end{pmatrix}, \quad (32)$$

From the previous results, it is possible to define the reflection and transmission coefficients in terms of the normalization constants as follows

$$R = \left| \frac{c_2 (2iaV_0)^{-\mu}}{c_1 (2iaV_0)^\mu} \right|^2, \quad (33)$$

$$T = \left| \frac{c_3 (2iaV_0)^{-\mu}}{c_1 (2iaV_0)^\mu} \right|^2. \quad (34)$$

2.6. Reflection and Transmission coefficients

In the previous subsection 2.5, we got expressions for the reflection and transmission coefficients, which depend on the constants c_1 , c_2 , and c_3 that need to be calculated.

To calculate the required constants, the next step is to form a general solution for the DKP system Eq. (6) and study the continuity at $x = 0$. For it, let us use the matrices of Eqs. (16), (20), and (28).

$$G_{inc}(x = 0) + G_{ref}(x = 0) = G_{trans}(x = 0). \quad (35)$$

After applying the condition (35), it is possible to have the following system of equations.

$$eq_1 = (c_2 - c_3) M_{\kappa, -\mu}(2iaV_0) + c_1 M_{\kappa, \mu}(2iaV_0) = 0, \quad (36)$$

$$eq_2 = iV_0 \left\{ \frac{ia \left[(c_2 + c_3) \left((1 - 2\mu)^2 - 4\kappa^2 \right) M_{\kappa, 1-\mu}(2iaV_0) \right]}{(1 - 2\mu)^2 (\mu - 1)} \right. \quad (37)$$

$$+ \frac{4(c_2 + c_3) [\mu(2\mu - 1) - 2ia\kappa V_0] M_{\kappa, -\mu}(2iaV_0)}{2\mu - 1}$$

$$+ \frac{c_1}{(1 + 2\mu)^2} [-4(1 + 2\mu)(2\mu^2 + \mu - 2ia\kappa V_0) M_{\kappa, \mu}(2iaV_0)$$

$$\left. - \frac{iaV_0 [-4\kappa^2 + (1 + 2\mu)^2] M_{\kappa, \mu+1}(2iaV_0)}{1 + \mu} \right\} = 0,$$

$$eq_3 = (V_0 - E)(c_1 M_{\kappa, \mu}(2iaV_0) + (c_2 - c_3) M_{\kappa, -\mu}(2iaV_0)) = 0. \quad (38)$$

Finally, to determine the reflection and transmission coefficients, it is necessary to calculate the value of the coefficients c_2 and c_3 . By solving the system of equations, Eqs. (36)–(38) for c_2 and c_3 , it is not difficult to verify that they take the following values.

$$\begin{aligned}
 c_2 = \frac{1}{16} c_1 \{ & [8(1-2\mu)^2(\mu-1)(aV_0(4\kappa^2-(2\mu+1)^2)M_{\kappa,\mu+1}(2iaV_0) \\
 & + 4(\mu+1)(2\mu+1)(2a\kappa V_0+i\mu(2\mu+1))M_{\kappa,\mu}(2iaV_0))] \\
 & / [(\mu+1)(2\mu+1)^2(aV_0(4\kappa^2-(1-2\mu)^2)M_{\kappa,1-\mu}(2iaV_0) \\
 & + 4(\mu-1)(2\mu-1)(2a\kappa V_0+i\mu(2\mu-1))M_{\kappa,-\mu}(2iaV_0))] \\
 & - \frac{8M_{\kappa,\mu}(2iaV_0)}{M_{\kappa,-\mu}(2iaV_0)} \} \quad (39)
 \end{aligned}$$

$$\begin{aligned}
 c_3 = \frac{1}{2} c_1 \{ & [(\mu-1)(1-2\mu)^2(4(\mu+1)(2\mu+1)(-2ia\kappa V_0+2\mu^2+\mu) \\
 & \times M_{\kappa,\mu}(2iaV_0) - iaV_0(4\kappa^2-(2\mu+1)^2)M_{\kappa,\mu+1}(2iaV_0))] \\
 & / [(\mu+1)(2\mu+1)^2(4(\mu-1)(2\mu-1)(\mu(2\mu-1)-2ia\kappa V_0)M_{\kappa,-\mu}(2iaV_0) \\
 & - iaV_0(4\kappa^2-4\mu^2+4\mu-1)M_{\kappa,1-\mu}(2iaV_0))] \\
 & + \frac{M_{\kappa,\mu}(2iaV_0)}{M_{\kappa,-\mu}(2iaV_0)} \} \quad (40)
 \end{aligned}$$

Finally, we can obtain the expressions for the reflection coefficient R and the transmission coefficient replacing the values of c_2 and c_3 in the formulas (33) and (34).

The plot for each coefficient can be observed in Figs. 2, and 3. A plot with both coefficients is also provided in Fig. 4. In which the behavior of the R and T coefficient can be studied. It is clear that the unitary condition $R + T = 1$ is accomplished in all the energy spectrum.

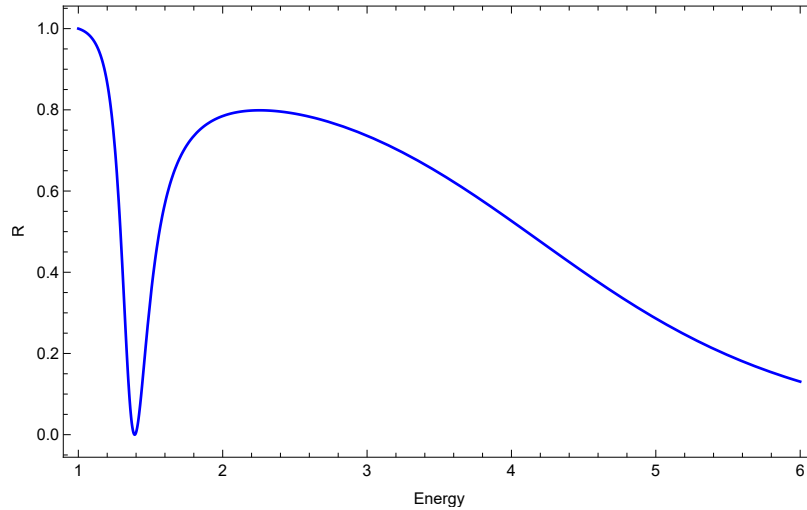


Fig. 2. The reflection coefficient R (blue line) varying energy E for the cusp potential using $a = 0.6$, and $V_0 = 4$.

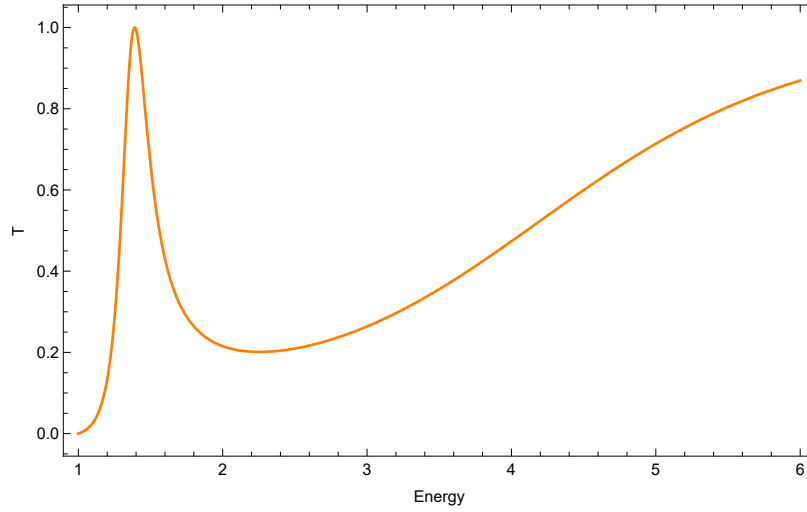


Fig. 3. The transmission coefficient T (orange line) varying energy E for the cusp potential using $a = 0.6$, and $V_0 = 4$.

Furthermore, looking at Fig. 3, it is possible to identify a resonance peak occurring around $E \approx 1.5$. it implies that the wave solution will be able to tunnel the potential barrier without problems.

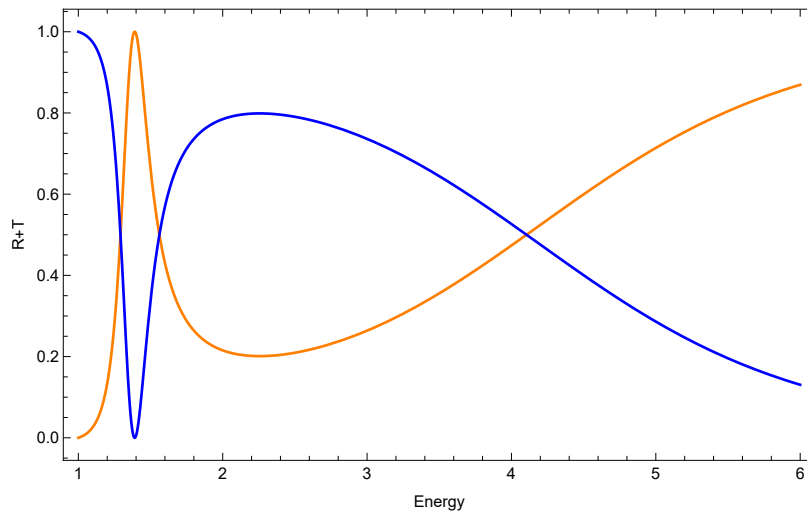


Fig. 4. The reflection R (blue line) and transmission T (orange line) coefficients varying energy E for the cusp potential using $a = 0.6$, and $V_0 = 4$.

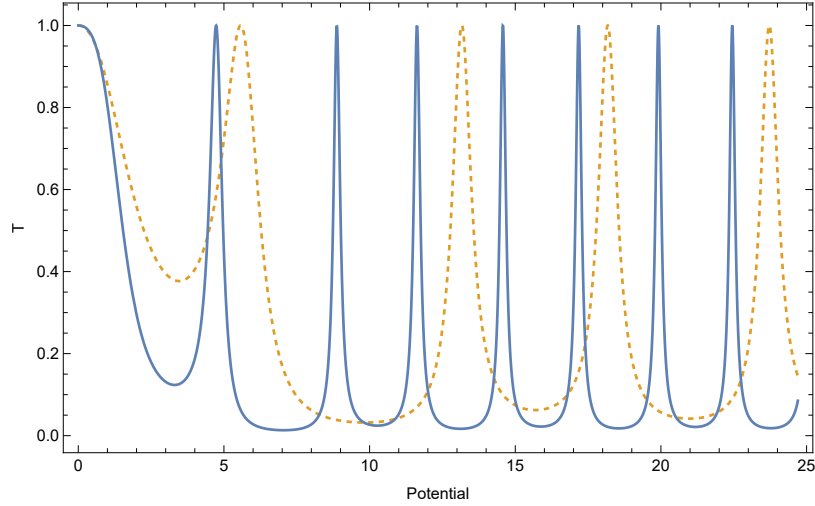


Fig. 5. Transmission T coefficients vs. V for the cusp potential using $E = 2$. Here the parameters are $a = 1/3$ (Dashed line), $a = 2/3$ (Blue line).

Additionally, we have plotted the transmission coefficient dependence on the strength of the cusp potential for different shape parameters a , Fig. 5. We have noticed that after a particular value of the potential, the transmission resonances occur periodically in steps of $\Delta V \approx 2.93$ for $a = 2/3$ (Blue line) and $\Delta V \approx 5.01$ for $a = 1/3$ (Dashed line). The difference in the resonances happens due to the shape of the potential; when the potential is broad, the resonances occur much faster than in the narrow case because, for the incoming wave, a broad potential represents less difficulty in tunneling the barrier than the other case.

3. Bound States

The quantum mechanical nature of the bound states arises from the possibility that a wave state can be confined in a potential^{27,28}. Additionally, a potential will support at least a bound state if the following condition is satisfied²⁹,

$$\int_{-\infty}^{+\infty} V(x) dx < 0. \quad (41)$$

Now, using condition (41) for the potential (1) with negative V_0 it is possible to find that

$$\int_{-\infty}^{+\infty} V(x) dx = -2aV_0 < 0, \quad (42)$$

which implies that independently of the potential parameters a and V_0 , the cusp potential well will contain a bound state solution.

As a consequence of the previous result, in this section, we are interested in studying the bound state solution for the DKP equation in the presence of a cusp potential well given by the expression,

$$V(x) = \begin{cases} -V_0 e^{x/a} & \text{for } x < 0, \\ -V_0 e^{-x/a} & \text{for } x > 0. \end{cases} \quad (43)$$

To solve the problem, based on Eq. (6), it is important to consider the Klein-Gordon equation for both regions, positive and negative. For $x < 0$, we solve the differential equation

$$\frac{d^2 \phi_L(x)}{dx^2} + \left[\left(E + V_0 e^{x/a} \right)^2 - 1 \right] \phi_L(x) = 0. \quad (44)$$

Considering the change of variable $y = 2iaV_0 e^{x/a}$, Eq. 44 becomes

$$y \frac{d}{dy} \left[y \frac{\phi_L(y)}{dy} \right] - \left[\left(iaE + \frac{y}{2} \right)^2 + a^2 \right] \phi_L(y) = 0. \quad (45)$$

Taking into account the following solution $\phi_L(y) = y^{-1/2} f(y)$ it is possible to obtain the Whittaker differential equation

$$\frac{d^2 f(y)}{dy^2} + \left[-\frac{1}{4} - \frac{iaE}{y} + \frac{1/4 - a^2(1 - E^2)}{y^2} \right] f(y) = 0 \quad (46)$$

The general solution of Eq. (46) can be expressed in terms of Whittaker functions $M_{\kappa, \mu}(y)$ and $W_{\kappa, \mu}(y)$ as²⁶

$$\phi_L(y) = c y^{-1/2} M_{\kappa, \mu}(y) + d y^{-1/2} W_{\kappa, \mu}(y), \quad (47)$$

where c and d are arbitrary constants. Moreover, κ and μ are defined as follows

$$\kappa = -iaE, \quad \mu = a\sqrt{1 - E^2}.$$

It is necessary to follow the same procedure to obtain the solution for $x > 0$. In this case, we have the differential equation is given by

$$\frac{d^2 \phi_R(x)}{dx^2} + \left[\left(E + V_0 e^{-x/a} \right)^2 - 1 \right] \phi_R(x) = 0 \quad (48)$$

With the change of variable $z = 2iaV_0 e^{-x/a}$, Eq. (48) becomes

$$z \frac{d}{dz} \left[z \frac{\phi_R(z)}{dz} \right] - \left[\left(iaE + \frac{z}{2} \right)^2 + a^2 \right] \phi_R(z) = 0. \quad (49)$$

Considering $\phi_R(z) = z^{-1/2}g(z)$ we obtain the differential equation

$$\frac{d^2g(z)}{dz^2} + \left[-\frac{1}{4} - \frac{iaE}{z} + \frac{1/4 - a^2(1 - E^2)}{z^2} \right] g(z) = 0, \quad (50)$$

whose general solution is²⁶

$$\phi_R(z) = e z^{-1/2} M_{\kappa\mu}(z) + f z^{-1/2} W_{\kappa\mu}(z), \quad (51)$$

where e and f are arbitrary constants.

Since we are looking for bound states with the potential (43), we choose to work with regular solutions $\phi_L(y)$ and $\phi_R(z)$ along the x axis²⁵,

$$\phi_L(y) = cy^{-1/2} M_{\kappa,\mu}(y), \quad (52)$$

$$\phi_R(z) = ez^{-1/2} M_{\kappa,\mu}(z). \quad (53)$$

Once we have the solutions related to the Klein–Gordon equation, it is possible to calculate the components of the wave spinor of the DKP equation. The components are expressed in Eq. (6).

Based on equation (5) it is possible to get the following results for $x < 0$,

$$\phi_L(x) = \begin{pmatrix} \Psi_L(x) \\ \Phi_L(x) \\ \Theta_L(x) \end{pmatrix}, \quad (54)$$

Where the components of the spinor are expressed as follows

$$\Psi_L(x) = c_1 \left(2iaV_0 e^{x/a} \right)^{-1/2} M_{k,\mu} \left(2iaV_0 e^{x/a} \right), \quad (55)$$

$$\begin{aligned} \Phi_L(x) = c_1 \frac{1}{2a} \left(2iaV_0 e^{x/a} \right)^{-1/2} & \left[(1 + 2k - 2iaV_0 e^{x/a}) M_{k,\mu} \left(2iaV_0 e^{x/a} \right) \right. \\ & \left. - (1 + 2k + 2\mu) M_{1+k,\mu} \left(2iaV_0 e^{x/a} \right) \right] \end{aligned} \quad (56)$$

$$\Theta_L(x) = -i c_1 \left(E + V_0 e^{x/a} \right) \left(2iaV_0 e^{x/a} \right)^{-1/2} M_{k,\mu} \left(2iaV_0 e^{x/a} \right). \quad (57)$$

For $x > 0$, the same procedure is applied to get the wave spinor

$$\phi_R(x) = \begin{pmatrix} \Psi_R(x) \\ \Phi_R(x) \\ \Theta_R(x) \end{pmatrix}, \quad (58)$$

where the components of the spinor are expressed as follows

$$\Psi_R(x) = c_2 \left(2iaV_0 e^{-x/a}\right)^{-1/2} M_{k,\mu} \left(2iaV_0 e^{-x/a}\right), \quad (59)$$

$$\begin{aligned} \Phi_R(x) = c_2 \frac{\sqrt{iaV_0 e^{-x/a}}}{2\sqrt{2a^2V_0}} \left\{ \left[ie^{x/a}(1+2k) + 2aV_0\right] M_{k,\mu} \left(2iaV_0 e^{-x/a}\right) \right. \\ \left. - ie^{x/a}(1+2k+2\mu) M_{1+k,\mu} \left(2iaV_0 e^{-x/a}\right) \right\}, \quad (60) \end{aligned}$$

$$\Theta_R(x) = -\frac{c_2}{\sqrt{2aV_0}} \left(e^{x/a}E + V_0\right) \sqrt{iaV_0 e^{-x/a}} M_{k,\mu} \left(2iaV_0 e^{-x/a}\right)^2. \quad (61)$$

To find the bound states, it is important to consider $|E| < 1$, which can be found by requiring continuity of the wave function at $x = 0$ and square-integrability of the wave function over all space. Then continuity of the spinor at $x = 0$ ¹⁷.

$$\phi_L(x=0) = \phi_R(x=0). \quad (62)$$

Applying the condition of Eq. (62), it is possible to have the present results for the left side.

$$\Psi_L(0) = c_1 (2iaV_0)^{-1/2} M_{k,\mu} (2iaV_0), \quad (63)$$

$$\begin{aligned} \Phi_L(0) = \frac{ic_1V_0}{2\sqrt{2}(iaV_0)^{3/2}} \left\{ [1+2k-2iaV_0] M_{k,\mu} (2iaV_0) \right. \\ \left. - (1+2k+2\mu) M_{1+k,\mu} (2iaV_0) \right\} \quad (64) \end{aligned}$$

$$\Theta_L(0) = \frac{ac_1V_0}{\sqrt{2}(iaV_0)^{3/2}} (E + V_0) M_{k,\mu} (2iaV_0)^2. \quad (65)$$

And now for the right side

$$\Psi_R(0) = c_2 (2iaV_0)^{-1/2} M_{k,\mu} (2iaV_0), \quad (66)$$

$$\begin{aligned} \Phi_R(0) = \frac{ic_2V_0}{2\sqrt{2}(iaV_0)^{3/2}} \left\{ [-1-2k+2iaV_0] M_{k,\mu} (2iaV_0) \right. \\ \left. + (1+2k+2\mu) M_{1+k,\mu} (2iaV_0) \right\}, \quad (67) \end{aligned}$$

$$\Theta_R(0) = \frac{ac_2V_0}{\sqrt{2}(iaV_0)^{3/2}} (E + V_0) M_{k,\mu} (2iaV_0)^2. \quad (68)$$

Now, equalling each component of the equations, it is possible to have the following relations

$$c_1 = c_2. \quad (69)$$

This leads to the following algebraic equation to find the values of the energy E

$$(1 + 2k - 2iaV_0) M_{k,\mu}(2iaV_0) - (1 + 2k + 2\mu) M_{1+k,\mu}(2iaV_0) = 0. \quad (70)$$

The equation (70) represents the energy eigenvalue of the bound states for the DKP equation, which matches with the energy equation for the Klein–Gordon equation for a cusp potential²⁵.

To evidence the existence of the bound states for this potential and taking into account the energy equation Eq. (70), we set the parameters $a = 0.5$.

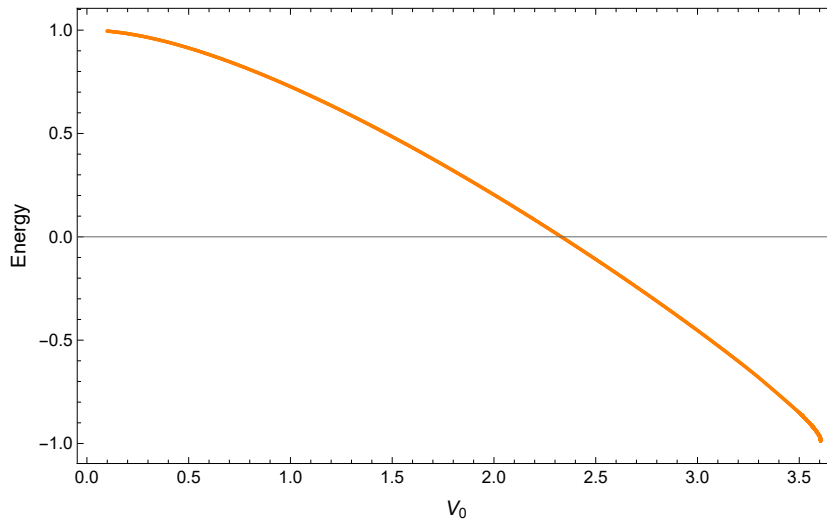


Fig. 6. Energy of the lowest bound–state spectrum for $a = 0.5$.

From Fig. 7, it is possible to see that there is a turning point at $V_0 \approx 3.60534$ which represents that the potential supports a bound state with the specified conditions. Practically, it suggests that we found the condition under the pair creation happens. In other words, we have a state where it is dominated by the creation of particles and antiparticles^{30,31,32}, which annihilate themselves due to the positive and negative energies.

4. Conclusions

In this paper, we have solved the relativistic DKP equation for the cusp potential barrier within the framework of spin–one taking into account the equivalence with spin–zero particles in the DKP theory for $(1 + 1)$ dimensions. Our calculations involved determining the wave functions associated with both scattering and bound–states of the potential through the use of Whittaker functions. Furthermore, we have computed the transmission and reflection coefficients of the potential in great detail by analyzing the continuity and asymptotic properties of the wave functions.

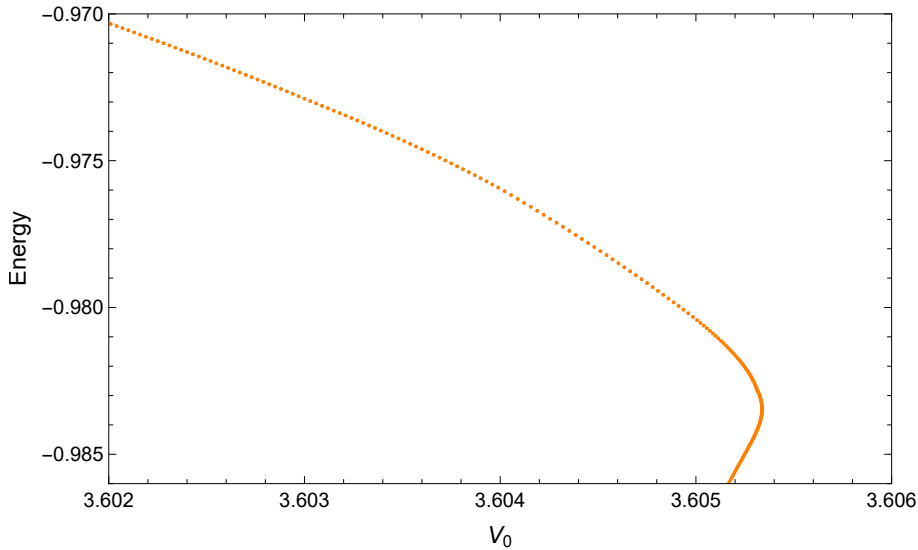


Fig. 7. Inset is an enlargement of the critical area, showing a turning point that indicates the particle and antiparticle state. The critical value for $V_0 \approx 3.60534$ corresponds to $E \approx -0.98347$. Energy is given in units of the rest energy mc^2 .

Moreover, we have shown that the energy equation related to the bound states in the DKP equation is the same result of a Klein–Gordon equation in a cusp potential well²⁵.

References

1. M. de Montigny, and E. S. Santos. On the Duffin–Kemmer–Petiau equation in arbitrary dimensions. *J. Math. Phys.*, 60(8), August 2019.
2. R. J. Duffin. On the characteristic matrices of covariant systems. *Phys. Rev.*, 54(12):1114–1114, December 1938.
3. N. Kemmer. The particle aspect of meson theory. *Proc. R. Soc. Lond. A. Math. Phys. Sci.*, 173(952):91–116, November 1939.
4. V. Gribov. QCD at large and short distances (annotated version). *EPJC*, 10(1):71–90, August 1999.
5. I. V. Kanatchikov. On the Duffin–Kemmer–Petiau formulation of the covariant Hamiltonian dynamics in field theory. *Rep. Math. Phys.*, 46(1):107–112, 2000. Proceeding of the bdXXXI Symposium on Mathematical Physics.
6. H. Aounallah, B. C. Lütfüoğlu, and J. Kříž. Thermal properties of a two-dimensional Duffin–Kemmer–Petiau oscillator under an external magnetic field in the presence of a minimal length. *Mod. Phys. Lett. A*, 35(33):2050278, 2020.
7. L. Chetouani, M. Merad, T. Boudjedaa, and A. Lecheheb. Solution of Duffin–Kemmer–Petiau Equation for the Step Potential. *Int. J. Theor. Phys.*, 43:1147, 2004.
8. B. Boutabia-Chéraitia, and T. Boudjedaa. Solution of DKP equation in Woods-Saxon potential. *Phys. Lett. A*, 338:97, 2005.

9. Y. Chargui and A. Dhahbi. The spin-one DKP oscillator in the plane with an external magnetic field. *Phys. Lett. A*, 457:128538, 2023.
10. L. P. de Oliveira. Quantum dynamics of relativistic bosons through nonminimal vector square potentials. *Ann. Phys.*, 372:320–328, 2016.
11. L. P. De Oliveira, and A. S. de Castro. Scattering and bound states of spin–0 particles in a nonminimal vector double–step potential. *Can. J. Phys.*, 90(5):481–486, 2012.
12. L. P. de Oliveira, and A. S. de Castro. Transmission coefficient and two–fold degenerate discrete spectrum of spin-1 bosons in a double–step potential. *Int. J. Mod. Phys. E*, 24(04):1550031, 2015.
13. O. J. Oluwadare, and K. J. Oyewumi. Scattering state solutions of the Duffin–Kemmer–Petiau equation with the Varshni potential model. *EPJA*, 53(2):29, 2017.
14. L. B. Castro, and A. S. de Castro. Spinless bosons embedded in a vector Duffin–Kemmer–Petiau oscillator. *Phys. Lett. A*, 375(27):2596–2600, 2011.
15. D. A. Kulikov, R. S. Tutik, and A. P. Yaroshenko. An alternative model for the Duffin–Kemmer–Petiau oscillator. *Mod. Phys. Lett. A*, 20(01):43–49, 2005.
16. S. Valladares, and C. Rojas. The superradiance phenomenon in spin–one particles. *Int. J. Mod. Phys. A*, 38:2350020, 2023.
17. K. Sogut, and . Havare. Transmission resonances in the Duffin–Kemmer–Petiau equation in $(1 + 1)$ dimensions for an asymmetric cusp potential. *Phys. Script.*, 82:045013, 2010.
18. R. G. Newton. *Scattering theory of waves and particles*. Springer Science & Business Media, 2013.
19. A. N. Ikot, H. Hassanabadi, N. Salehl, H. P. Obong, and M. C. Onyeaju. Scattering states of Cusp potential in minimal length Dirac equation. *Indian J. Phys.*, 89:1221–1226, 2015.
20. V. M. Villalba, and W. Greiner. Transmission resonances and supercritical states in a one-dimensional cusp potential. *Phys. Rev. A*, 67(5):052707, 2003.
21. A. S. De Castro. Bound states of the Duffin–Kemmer–Petiau equation with a mixed minimal-nonminimal vector cusp potential. *J. Phys. A Math. Theor.*, 44:035201, 2010.
22. A. Boumali. On the eigensolutions of the one-dimensional Duffin–Kemmer–Petiau oscillator. *J. Math. Phys.*, 49(2), 2008.
23. J. T. Lunardi. A note on the Duffin–Kemmer–Petiau equation in $(1+1)$ space–time dimensions. *J. Math. Phys.*, 58:123501, 2017.
24. O. Languueur, M. Merad, and A. Rassoul. DKP equation with smooth barrier. *Int. J. Mod. Phys. A*, 36(26):2150187, 2021.
25. V. M. Villalba, and C. Rojas. Bound states of the Klein–Gordon equation in the presence of short range potentials. *Int. J. Mod. Phys. A*, 21(02):313, 2006.
26. M. Abramowitz and I. A. Stegun. *Handbook of Mathematical Functions*. Dover, New York, 1965.
27. C. W. Hsu, B. Zhen, A. D Stone, J. D. Joannopoulos, and M. Soljačić. Bound states in the continuum. *Nat. Rev. Mater.*, 1(9):1–13, 2016.
28. C. Cohen–Tannoudji, *et. al.* *Quantum Mechanics, Volume 1*. Wiley, 1986.
29. W. F. Buell, and B. A. Shadwick. Potentials and bound states. *AJP*, 63(3):256–258, 1995.
30. J. Reinhardt, and W. Greiner. Quantum Electrodynamics of Strong Fields. *Rep. Prog. Phys.*, 40(3):219, 1977.
31. W. Greiner, *et. al.* *Relativistic Quantum Mechanics*, volume 2. Springer, 2000.
32. A. Wachter. *Relativistic Quantum Mechanics*. Springer, 2011.