

3D Reconfigurable Intelligent Surfaces for Satellite-Terrestrial Networks

Islam M. Tanash  and Risto Wichman

Abstract—This letter proposes a three-dimensional (3D) satellite-terrestrial communication network assisted with reconfigurable intelligent surfaces (RISs). Using stochastic geometry models, we present an original framework to derive tractable yet accurate closed-form expressions for coverage probability and ergodic capacity in the presence of fading. A homogeneous Poisson point process models the satellites on a sphere, while RISs are randomly deployed in a 3D cylindrical region. We consider nonidentical channels that correspond to different RISs and follow the κ - μ fading distribution. We verify the accuracy of the adopted approach through Monte Carlo simulations, demonstrating the significant improvement in system performance due to using RISs. Furthermore, we show that increasing the number of reflecting elements or RISs and placing them closer to the user improves performance considerably.

Index Terms—Low Earth orbit (LEO) satellites, reconfigurable intelligent surfaces (RISs), stochastic geometry.

I. INTRODUCTION

RURAL areas frequently struggle to obtain high-speed internet access due to geographical barriers and a lack of infrastructure. Low Earth orbit (LEO) satellite communication has emerged as a viable solution for providing connectivity to these areas, where a line-of-sight link usually exists [1], due to their ability to provide relatively low-latency and high-bandwidth connectivity [2]. However, the long transmission distances and latency between satellites and terrestrial devices may degrade information quality. With cutting-edge technologies like reconfigurable intelligent surfaces (RISs), the performance of LEO satellite communications can be further improved. RISs can control electromagnetic propagation, reflection, or scattering by dynamically manipulating the incident waves through a large number of small-sized passive elements to optimize communication between transmitters and receivers. LEO satellites can hence benefit from RISs to improve the system's spectral efficiency and coverage area.

Several recent studies have investigated the potential benefits of integrating RIS technology with LEO satellites, exploring a wide range of applications [3]–[9]. In particular, the authors in [3], [4] deployed the RIS to improve the physical layer security. In [5], the authors implemented the RIS in the terahertz band for LEO inter-satellite links to provide efficient inter-satellite transmission, whereas in [6], the authors suggested using RIS units on satellite reflectarrays to enhance IoT network connectivity with satellites networks. In [7], the RIS was deployed in a LEO satellite on the same orbit as the source satellite to enhance the signal quality by optimizing active transmit and passive reflect beamforming. The authors in [8] optimized user performance by mitigating interference and maximizing the weighted sum rate. A joint

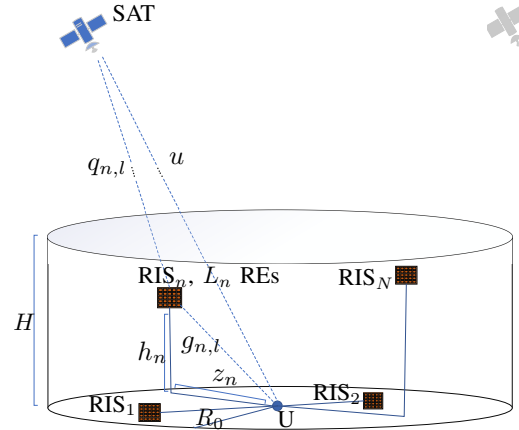


Fig. 1. Satellite-terrestrial system with 3D RISs. Each SAT-RIS_n and RIS_n-U path consists of multiple propagation paths through the L_n REs.

active and passive beamforming approach was proposed in [9] to maximize the overall channel gain using RISs on both sides of the satellite and ground node.

Despite valuable contributions in the field, prior analyses are confined to small-scale systems and are missing closed-form performance measures. This can limit real-world applicability, hinder understanding, increase computational complexity, and restrict meaningful design guidelines. Motivated by the above, we leverage the demonstrated feasibility of modeling LEO satellites with stochastic geometry tools [10] to present a pioneering analytical framework distinct from conventional RIS-assisted terrestrial or LEO-terrestrial satellite networks. This framework involves characterizing the distances of both RIS's links and applying the central limit theorem (CLT) twice, setting it apart from conventional methods, while still achieving high accuracy. Furthermore, while earlier studies often focus on double-Rician channels across RIS links, our approach adopts more realistic fading conditions with the generic κ - μ fading, where various combinations of fading models can occur across the distributed RISs. We derive tractable yet extremely tight closed-form expressions for system coverage and ergodic capacity that apply to any satellite constellation, regardless of precise satellite and RIS locations.

II. SYSTEM MODEL

As illustrated in Fig. 1, we consider an RIS-assisted satellite communication system composed of a LEO satellite constellation, a finite 3D RISs network, wherein N RISs are deployed, with the n th RIS (RIS_n) equipped with L_n reflecting elements (REs) and a single-antenna user U that connects to the nearest satellite (SAT). The locations of the satellites are modeled by Poisson point process (PPP) with intensity $\lambda = \frac{M}{4\pi(r_e+r_{\min})^2}$ on a spherical surface with radius $r_e + r_{\min}$, where $r_e \approx 6371$

The authors are with the Department of Information and Communications Engineering, Aalto University, 00076 Espoo, Finland (e-mail: islam.tanash@aalto.fi; risto.wichman@aalto.fi).

km is the radius of Earth, r_{\min} is the altitude of the orbit, and M is the number of satellites in the constellation.

The 3D space containing the RISs has cylindrical geometry with radius R_0 and maximum height H , inside which the RISs are distributed uniformly at random in both directions, i.e., vertically in $[0, H]$ and horizontally in a circle of radius R_0 . RISs are typically constrained by height and geographical parameters, leading to a cylindrical spatial pattern. The 3D cylindrical geometry can support scalability and future expansion to accommodate additional RISs or adapt to evolving communication needs [11]. When $H = 0$, RISs are distributed on the Earth's surface, simulating open rural fields. The user is located at the center of the cylindrical region's base.

For simplicity, ideal isotropic antennas for both satellites and users are assumed. User U can receive signals from all distributed RISs and the direct path. The model includes the special case of an obstructed direct path between SAT and U, for which the channel coefficient u below in (1) equals zero.

A. Signal Models

The received signal at the ground user can be expressed as

$$y = As + w = \left(\sum_{n=1}^N A_n + \frac{u}{R_u^{\frac{\epsilon}{2}}} \right) s + w, \quad (1)$$

with the channel response of the n th RIS given by

$$A_n = \frac{\sum_{l=1}^{L_n} q_{n,l} g_{n,l} \zeta_{n,l}}{R_{q_n}^{\frac{\epsilon_n}{2}} R_{g_n}^{\frac{\epsilon_n}{2}}}, \quad (2)$$

where s is the transmitted signal, $q_{n,l}$, $g_{n,l}$, and u represent the fading coefficients for SAT-RIS n , RIS n -U, and SAT-U links, respectively, with R_{q_n} , R_{g_n} , R_u denoting the distances, and ϵ_n , ϵ_n , ϵ indicating the path-loss exponents for these links.

The additive white Gaussian noise with zero mean and variance $N_0 = E[|w|^2]$ is denoted by w in (1), and $\zeta_{n,l} = \exp(j\theta_{n,l})$ is the response of the l th RE in the n th RIS, with a magnitude of one, and phase shift optimized to maximize the SNR at U as $\theta_{n,l} = \angle u - (\angle q_{n,l} + \angle g_{n,l})$. This paper assumes perfect channel state information (CSI). In particular, conventional CSI estimation techniques can be employed for the RISs-U links [12], while the CSI of the RISs-SAT links can be acquired using the fact that RISs can have access to a database containing precise satellite positions, allowing them to calculate the necessary phase shifts for optimizing communication. Knowing the accurate location of satellites can help estimate the Doppler effect, after which the phase shifts of the REs can be controlled to mitigate the Doppler effect [9], [13]. Assuming coherent signal combining and beamforming toward the intended user, interference from other satellites via RISs is negligible. The user may, however, experience interference directly from the other satellites, which we explore in future work together with imperfect CSI. The signal-to-noise ratio (SNR) at U is given by

$$\rho = \rho_0 \left| \sum_{n=1}^N \frac{\sum_{l=1}^{L_n} q_{n,l} g_{n,l}}{R_{q_n}^{\frac{\epsilon_n}{2}} R_{g_n}^{\frac{\epsilon_n}{2}}} + \frac{u}{R_u^{\frac{\epsilon}{2}}} \right|^2, \quad (3)$$

where $\rho_0 = E_s/N_0$ is the transmit SNR with $E_s = E[|s|^2]$.

B. Distance distributions

In order to assess the system's performance, it is essential to derive the distribution of encountered distances R_{q_n} , R_{g_n} , and R_u , and some related statistical measures.

1) RIS n -U Link:

Lemma 1: The probability density function (PDF) of the distance R_{g_n} from the n th RIS to U is given by

$$f_{R_{g_n}}(r_{g_n}) = \begin{cases} \frac{2r_{g_n}^2}{R_0^2 H}, & \text{for } 0 \leq r_{g_n} < H, \\ \frac{2r_{g_n}}{R_0^2}, & \text{for } H \leq r_{g_n} < R_0, \\ \frac{2r_{g_n}}{R_0^2} - \frac{2r_{g_n} \sqrt{r_{g_n}^2 - R_0^2}}{R_0^2 H}, & \text{for } R_0 \leq r_{g_n} \leq \psi_3, \end{cases} \quad (4)$$

where $\psi_3 = \sqrt{R_0^2 + H^2}$.

Proof: See Appendix A. ■

Corollary 1: When $H = 0$ in Fig. 1 (n.b., this scenario can occur in open countrysides), the cylindrical geometry will be reduced to a 2D circular surface with a PDF $f_{R_{g_n}}(r_{g_n}) = \frac{2r_{g_n}}{R_0^2}$. The proof is implicitly included in Appendix A.

Lemma 2: The t th moment of $R_{g_n}^{-\frac{\epsilon_n}{2}}$ is given by

$$E[R_{g_n}^{-\frac{\epsilon_n}{2}}] = \frac{4H^{2-\frac{\epsilon_n}{2}}}{R_0^2(6-t\epsilon_n)} + \frac{4(H^{2-\frac{\epsilon_n}{2}} - (H^2 + R_0^2)^{1-\frac{\epsilon_n}{4}})}{R_0^2(t\epsilon_n - 4)} - \frac{2H^2}{3R_0^4} (H^2 + R_0^2)^{1-\frac{\epsilon_n}{4}} {}_2F_1\left(1, \frac{5}{2} - \frac{t\epsilon_n}{4}; \frac{5}{2}; -\frac{H^2}{R_0^2}\right), \quad (5)$$

where ${}_2F_1(\cdot, \cdot; \cdot; \cdot)$ is the hypergeometric function [14].

Proof: Substituting the piece-wise PDF derived in (4) into the definition of the t th moment of a random variable $R_{g_n}^{-\frac{\epsilon_n}{2}}$ as $E[R_{g_n}^{-\frac{\epsilon_n}{2}}] = \frac{2}{R_0^2} \left[\int_0^H \frac{r_{g_n}^{2-\frac{\epsilon_n}{2}}}{H} dr_{g_n} + \int_H^{R_0} r_{g_n}^{1-\frac{\epsilon_n}{2}} dr_{g_n} + \int_{R_0}^{\psi_3} r_{g_n}^{1-\frac{\epsilon_n}{2}} dr_{g_n} - \int_{R_0}^{\psi_3} \frac{r_{g_n}^{1-\frac{\epsilon_n}{2}} \sqrt{r_{g_n}^2 - R_0^2}}{H} dr_{g_n} \right]$ results in (5) after evaluating the encountered integrals. ■

Corollary 2: For the special case, when $H = 0$, $E[R_{g_n}^{-\frac{\epsilon_n}{2}}] = \frac{-4R_0^{-\frac{\epsilon_n}{2}}}{t\epsilon_n - 4}$ for $\epsilon < \frac{4}{t}$.

2) SAT-RIS n and SAT-U Links:

Proposition 1: The distances R_{q_n} and R_u have approximately the same distribution whose PDF ($f_R(r_{q_n})$ and $f_R(r_u)$) is given by

$$f_R(x) = \frac{Mx}{2r_e(r_{\min} + r_e)} \exp\left(-M\left(\frac{x^2 - r_{\min}^2}{4(r_{\min} + r_e)r_e}\right)\right), \quad (6)$$

for $r_{\min} \leq x \leq 2r_e + r_{\min}$ and $f_R(x) = 0$ otherwise. The shorthand $R \in \{R_{q_n}, R_u\}$ represents both distances jointly.

Proof: Due to the substantial altitude of satellites, usually between 160 km to 2000 km, it is reasonable to approximate the distance between SAT and the n th RIS as the distance between SAT and U. Since the satellites are distributed according to homogeneous PPP, we use the PDF derived in [10, Eq. 14] to state Proposition 1. ■

¹By integrating from c to R_0 , $0 < c < R_0$, when $H = 0$, the t th moment of $R^{-\frac{\epsilon}{2}}$ for any ϵ can be found as $E[R_{g_n}^{-\frac{\epsilon}{2}}] = \frac{2}{R_0^2} \int_c^{R_0} r_{g_n}^{1-\frac{\epsilon}{2}} dr_{g_n} = \frac{4(c^{2-\frac{\epsilon}{2}} - R_0^{2-\frac{\epsilon}{2}})}{R_0^2(t\epsilon - 4)}$. This implies that RISs are distributed within a disk centered on the user, with inner radius c and outer radius R_0 .

Lemma 3: The t th moment of $R^{-\frac{\eta}{2}}$ can be found as

$$\mathbb{E}\left[R^{-\frac{\eta}{2}}\right] = \frac{M \exp\left(\frac{Mr_{\min}^2}{4r_e(r_e + r_{\min})}\right)}{4r_e(r_e + r_{\min})} \left(r_{\min}^{-\frac{\eta}{2}} \mathbb{E}_{\frac{\eta}{4}}\left[\frac{Mr_{\min}^2}{4r_e(r_e + r_{\min})}\right] - (2r_e + r_{\min})^{2-\frac{\eta}{2}} \mathbb{E}_{\frac{\eta}{4}}\left[\frac{M(2r_e + r_{\min})^2}{4r_e(r_e + r_{\min})}\right] \right), \quad (7)$$

where $\eta \in \{\epsilon_n, \varrho\}$ represents the path-loss exponents of both SAT-RIS n and SAT-U Links, respectively, and $\mathbb{E}_{\frac{\eta}{4}}$ is the exponential integral function of order $\frac{\eta}{4}$ [14]. The derivation of this Lemma follows similar steps as Lemma 2.

C. Fading Models

In order to design and optimize communication systems for diverse and uncertain channels, generic fading models are crucial for comprehensive and versatile performance analysis. Therefore, we adopt the normalized κ - μ distribution in this letter to model the channels encountered by the different RISs, assumed to be independent but nonidentical [15]. This generic fading distribution encompasses Rayleigh ($\kappa = 0, \mu = 1$), Nakagami- m ($\kappa = 0, \mu = m$), Rice ($\kappa = k, \mu = 1$) with k being the Rician factor, and one-sided Gaussian ($\kappa = 0, \mu = 0.5$), as special cases. We also adopt the κ - μ distribution to model the direct path, covering a wide range of fading scenarios. The average gains of the normalized fading coefficients' envelopes are $\mathbb{E}[|h_{n,i}|^2] = \mathbb{E}[|g_{n,i}|^2] = \mathbb{E}[|u|^2] = 1$. Building upon the rationale presented in [16], the PDF of the end-to-end SNR in (3) can be approximated in closed form by applying the CLT theorem twice as per the following Lemma.

Lemma 4: The end-to-end SNR's PDF is approximated as

$$f_{\rho}(x) \simeq \frac{1}{2^{\beta\alpha}\Gamma(\alpha)} \rho_0^{-\frac{\alpha}{2}} x^{\frac{\alpha-2}{2}} \exp\left(-\sqrt{\frac{x}{\beta^2\rho_0}}\right), \quad (8)$$

with $\alpha = \frac{(\mathbb{E}[|A|])^2}{\text{Var}[|A|]}$, $\beta = \frac{\text{Var}[|A|]}{\mathbb{E}[|A|]}$, for which A is the combined channel response in (1). The mean $\mathbb{E}[|A|]$ and the variance $\text{Var}[|A|]$ are given respectively in (9) and (10).

Proof: See Appendix B. ■

III. PERFORMANCE ANALYSIS

In this section, we derive the coverage probability and the ergodic capacity of the studied system model.

The former defines the probability that the SNR at U exceeds the required threshold ρ_{th} for successful communication, while the latter defines the maximum rate of reliable information transmission over a time-varying communication channel.

Theorem 1: The probability of network coverage at U with multiple RISs in κ - μ fading channels is given by

$$P_c \simeq 1 - \frac{\gamma\left(\alpha, \sqrt{\frac{\rho_{\text{th}}}{\rho_0\beta^2}}\right)}{\Gamma(\alpha)}. \quad (11)$$

Proof: $P_c = \Pr(\rho > \rho_{\text{th}}) = 1 - \Pr(\rho \leq \rho_{\text{th}}) = 1 - F_{\rho}(\rho_{\text{th}})$, where $F_{\rho}(x)$ is the cumulative density function (CDF) of the end-to-end-SNR in (3) and can be derived using the substitution $F_{\rho}(x) = F_{|A|}\left(\sqrt{\frac{x}{\rho_0}}\right)$. The CDF of A can be found using the relation $F_{|A|}(x) = \int_0^x f_{|A|}(y)dy$, where $f_{|A|}$

is given in (14). This results in $F_{|A|}(x) \simeq \frac{\gamma(\alpha, x/\beta)}{\Gamma(\alpha)}$, where $\gamma(\cdot, \cdot)$ denotes the lower incomplete Gamma function. ■

Theorem 2: The ergodic capacity of a network assisted with multiple RISs under the κ - μ fading can be written as [17]

$$\begin{aligned} \bar{C} \simeq & \frac{\pi}{\alpha\Gamma(\alpha)\log_e(2)} \left(\frac{1}{\beta^2\rho_0}\right)^{\frac{\alpha}{2}} \csc\left(\frac{\pi\alpha}{2}\right) {}_1F_2\left(\frac{\alpha}{2}; \frac{1}{2}, 1 + \frac{\alpha}{2}; -\frac{1}{4\beta^2\rho_0}\right) \\ & + \frac{\Gamma(\alpha-2)}{\Gamma(\alpha)} \frac{1}{\beta^2\rho_0} {}_2F_3\left(1, 1; 2, \frac{3}{2} - \frac{\alpha}{2}, 2 - \frac{\alpha}{2}; -\frac{1}{4\beta^2\rho_0}\right) - \frac{1}{(1+\alpha)} \\ & \times \frac{1}{\Gamma(\alpha)} \left[(2-\alpha-2\alpha^2+\alpha^3)\Gamma(\alpha-2) \left(\log\left(\frac{1}{\beta^2\rho_0}\right) - 2\psi^{(0)}(\alpha)\right) \right. \\ & \left. + \pi\left(\frac{1}{\beta^2\rho_0}\right)^{\frac{1+\alpha}{2}} {}_1F_2\left(\frac{1}{2} + \frac{\alpha}{2}; \frac{3}{2}, \frac{3}{2} + \frac{\alpha}{2}; -\frac{1}{4\beta^2\rho_0}\right) \sec\left(\frac{\pi\alpha}{2}\right) \right], \end{aligned} \quad (12)$$

where $\psi^{(0)}(\cdot)$ is the 0th polygamma function and $\csc(\cdot)$ is the cosecant function.

Proof: Substituting (8) in $\bar{C} \triangleq \mathbb{E}[\log_2(1 + \rho)] = \int_0^\infty \log_2(1 + x) f_{\rho}(x) dx$ and evaluating it, yields (12) ■

IV. NUMERICAL RESULTS

Based on the analytical expressions derived in Section III, we evaluate the performance of the considered system in terms of downlink coverage probability and ergodic capacity and verify the derived expressions using Monte Carlo simulations. we set the system's parameters as $r_{\min} = 1000$ km, $M = 1000$ satellites, $E_s = 10$ W, $N_0 = -100$ dBm, $\epsilon_n = \varrho = 2$, ϵ_n chosen randomly in the range $2 \leq \epsilon_n < 3$, $n = 1, 2, \dots, N$, $\kappa_u = 0, \mu_u = 1$ (Rayleigh fading), $\kappa_{q_n} = 1, \mu_{q_n} = 2$, and $\kappa_{g_n} = 3, \mu_{g_n} = 3$, $n = 1, 2, \dots, N$, unless otherwise stated.

Figure 2 shows that the derived expressions and simulations are well-aligned even with a low number of RISs, e.g., $N = 4$. A sufficient improvement in performance is achieved by integrating the RISs into the system compared to the case of SAT-U link only. Incorporating more REs into the RISs and/or increasing the number of RISs improves the performance even further, e.g., when increasing from $N = 4$ to $N = 8$, with $\rho_{\text{th}} = 20$ dB and $L_n = 20$ the coverage probability is enhanced by 21.5%. This improvement also extends to the ergodic capacity, as shown in Fig. 4(a). The impact of increasing R_0 with fixed H and of increasing H with fixed R_0 is studied in Fig. 3. It can be clearly depicted that by decreasing both H and R_0 , better performance is obtained. This is due to the fact that less path losses exist when the RISs are distributed in a more confined region around U.

Figure 4 depicts the impact of path-loss exponents and fading parameters on system performance. Generally, performance degrades with higher path-loss exponents for which the received signal suffers more severe fades. Nevertheless, SAT-RIS $_n$ links have the greatest impact on overall performance, as can be noted from the comparisons in the figure. For example, to achieve an ergodic capacity of 1 bit/s/Hz, an increase of about 8 dB of the transmitted power is required when $\epsilon_n = 2.5, \epsilon_n = 2$, compared to the case when $\epsilon_n = 2, \epsilon_n = 2.5$. The degradation of performance can be overcome by increasing N and/or L_n , e.g., using $N = 25$ and $L_n = 750$, when $\epsilon_n = 2.5, \epsilon_n = 2$ and $\rho_0 = 120$ dB, the ergodic capacity can be increased by nearly 5 bit/s/Hz, compared to when $N = 10$

$$\begin{aligned}
\mathbb{E}[|A|] = \sum_{n=1}^N & \left[\underbrace{L_n \frac{\Gamma(\mu_{q_n} + \frac{1}{2}) \exp(-\kappa_{q_n} \mu_{q_n})}{\Gamma(\mu_{q_n}) ((1 + \kappa_{q_n}) \mu_{q_n})^{\frac{1}{2}}} \frac{\Gamma(\mu_{g_n} + \frac{1}{2}) \exp(-\kappa_{g_n} \mu_{g_n})}{\Gamma(\mu_{g_n}) ((1 + \kappa_{g_n}) \mu_{g_n})^{\frac{1}{2}}} {}_1F_1(\mu_{q_n} + \frac{1}{2}; \mu_{q_n}; \kappa_{q_n} \mu_{q_n}) {}_1F_1(\mu_{g_n} + \frac{1}{2}; \mu_{g_n}; \kappa_{g_n} \mu_{g_n})}_{P_1} \right. \\
& \times \left(-\frac{4H^{2-\frac{\epsilon_n}{2}}}{R_0^2(\epsilon_n-6)} + \frac{4(H^{2-\frac{\epsilon_n}{2}} - (H^2 + R_0^2)^{1-\frac{\epsilon_n}{2}})}{R_0^2(\epsilon_n-4)} + \frac{2H^2}{3R_0^4} (H^2 + R_0^2)^{1-\frac{\epsilon_n}{2}} {}_2F_1\left(1, \frac{5-\epsilon_n}{2}; \frac{5}{2}; -\frac{H^2}{R_0^2}\right) \right) \\
& \times \left(\frac{M \exp\left(\frac{Mr_{\min}^2}{\nu}\right)}{\nu} \left(r_{\min}^{2-\frac{\epsilon_n}{2}} E_{\frac{\epsilon_n}{4}}\left[\frac{Mr_{\min}^2}{\nu}\right] - \tilde{\nu}^{2-\frac{\epsilon_n}{2}} E_{\frac{\epsilon_n}{4}}\left[\frac{M\tilde{\nu}^2}{\nu}\right] \right) \right] \\
& + \underbrace{\left[\frac{M \exp\left(\frac{Mr_{\min}^2}{\nu}\right)}{\nu} \left(r_{\min}^{2-\frac{\epsilon}{2}} E_{\frac{\epsilon}{4}}\left[\frac{Mr_{\min}^2}{\nu}\right] - \tilde{\nu}^{2-\frac{\epsilon}{2}} E_{\frac{\epsilon}{4}}\left[\frac{M\tilde{\nu}^2}{\nu}\right] \right) \frac{\Gamma(\mu_u + \frac{1}{2}) \exp(-\kappa_u \mu_u)}{\Gamma(\mu_u) ((1 + \kappa_u) \mu_u)^{\frac{1}{2}}} {}_1F_1(\mu_u + \frac{1}{2}; \mu_u; \kappa_u \mu_u)} \right]}_{P_2} \Bigg] \mathbb{E}[|A_n|] \quad (9)
\end{aligned}$$

$$\begin{aligned}
\text{Var}[|A|] = \sum_{n=1}^N & \left[\left(\frac{(L_n^2 - L_n) \Gamma^2(\mu_{q_n} + \frac{1}{2}) \exp(-2\kappa_{q_n} \mu_{q_n})}{\Gamma^2(\mu_{q_n}) (1 + \kappa_{q_n}) \mu_{q_n}} \frac{\Gamma^2(\mu_{g_n} + \frac{1}{2}) \exp(-2\kappa_{g_n} \mu_{g_n})}{\Gamma^2(\mu_{g_n}) (1 + \kappa_{g_n}) \mu_{g_n}} {}_1F_1^2(\mu_{h_n} + \frac{1}{2}; \mu_{h_n}; \kappa_{h_n} \mu_{h_n}) \right. \right. \\
& \times {}_1F_1^2(\mu_{g_n} + \frac{1}{2}; \mu_{g_n}; \kappa_{g_n} \mu_{g_n}) + L_n \left(\frac{2H^{2-\epsilon_n}}{R_0^2(3-\epsilon_n)} + \frac{2(H^{2-\epsilon_n} - (H^2 + R_0^2)^{1-\frac{\epsilon_n}{2}})}{R_0^2(\epsilon_n-2)} + \frac{2H^2}{3R_0^4} (H^2 + R_0^2)^{1-\frac{\epsilon_n}{2}} \right. \\
& \times {}_2F_1\left(1, \frac{5-\epsilon_n}{2}; \frac{5}{2}; -\frac{H^2}{R_0^2}\right) \left(\frac{M \exp\left(\frac{Mr_{\min}^2}{\nu}\right)}{\nu} \left(r_{\min}^{2-\epsilon_n} E_{\frac{\epsilon_n}{2}}\left[\frac{Mr_{\min}^2}{\nu}\right] - \tilde{\nu}^{2-\epsilon_n} E_{\frac{\epsilon_n}{2}}\left[\frac{M\tilde{\nu}^2}{\nu}\right] \right) \right) - (\mathbb{E}[|A_n|])^2 \Bigg] \\
& + \left[\frac{M \exp\left(\frac{Mr_{\min}^2}{\nu}\right)}{\nu} \left(r_{\min}^{2-\epsilon} E_{\frac{\epsilon}{2}}\left[\frac{Mr_{\min}^2}{\nu}\right] - \tilde{\nu}^{2-\epsilon} E_{\frac{\epsilon}{2}}\left[\frac{M\tilde{\nu}^2}{\nu}\right] \right) - P_2^2 \right]. \quad (10)
\end{aligned}$$

*note: $\nu = 4r_e(r_e + r_{\min})$, $\tilde{\nu} = (2r_e + r_{\min})$, P_2 and $\mathbb{E}[|A_n|]$ in (10) are defined in (9).

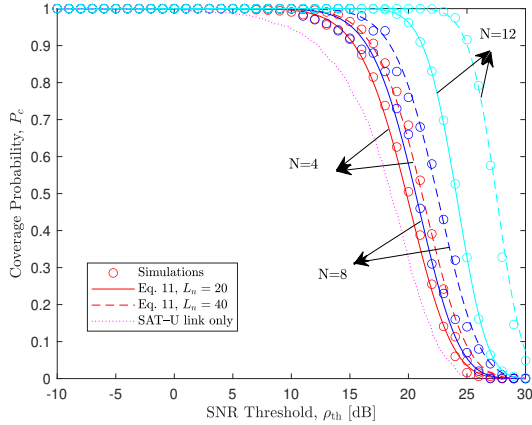


Fig. 2. Effect of the number of RISs and REs on the coverage probability.

and $L_n = 50$. In Fig. 4(b), we observe that small-scale fading parameters affect both SAT-RIS_n and RIS_n-U links similarly and as expected, improved SAT-U link fading conditions result in better coverage probability.

V. CONCLUSION

We proposed a LEO satellite-terrestrial system assisted with multiple RISs operating in a 3D environment and experiencing generic κ - μ fading channels, aiming to increase service quality. Specifically, we provided analytical expressions for coverage probability and ergodic capacity of the LEO satellite downlink connection. Our approach accommodates a wide range of popular fading models, ensuring the applicability of the derived expressions in various scenarios. Numerical results confirmed the statistical analysis and high accuracy of the performance measures. We studied the impact of 3D geometry size, fading, path-loss parameters, and the numbers of RISs and REs on system performance. Our proposed

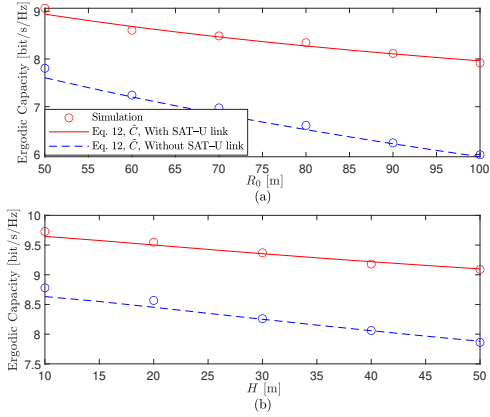


Fig. 3. Impact of size of the 3D region around U on the ergodic capacity for $N = 8$ and $L_n = 20$, $n = 1, 2, \dots, N$.

framework paves the way for precise analysis and design of more complicated future RIS-assisted satellite networks.

APPENDIX A PROOF OF LEMMA 1

The 2D circular cylinder's base has uniformly distributed projections of RIS with PDF $f_{Z_n}(z_n) = \frac{2z_n}{R_0^2}$. Their height is also uniformly distributed with PDF $f_{h_n} = \frac{1}{H}$. Thus, $R_{g_n} = \sqrt{Z_n^2 + h_n^2}$ as seen in Fig. 1. Consequently, the CDF of R_{g_n} denoted as $\Xi = F_{R_{g_n}}(r_{g_n})$ can be derived as

$$\Xi = \Pr[R_{g_n} < r_{g_n}] = \Pr\left[Z_n < \sqrt{r_{g_n}^2 - h_n^2}\right].$$

This expression encounters three different cases that are illustrated in [18, Fig. 18] and leads to [18, Eq. 50]

$$\Xi = \begin{cases} \int_0^{r_{g_n}} \int_0^{\psi_1} f_{Z_n}(z_n) f_{h_n}(x) dz_n dx, & \text{for } 0 \leq r_{g_n} < H, \\ \int_0^H \int_0^{\psi_1} f_{Z_n}(z_n) f_{h_n}(x) dz_n dx, & \text{for } H \leq r_{g_n} < R_0, \\ \int_0^{r_{g_n}} \int_0^{\psi_1} f_{Z_n}(z_n) f_{h_n}(x) dz_n dx + \int_0^{\psi_2} \int_0^{R_0} f_{Z_n}(z_n) f_{h_n}(x) dz_n dx, & \text{for } R_0 \leq r_{g_n} < \psi_3, \end{cases}$$

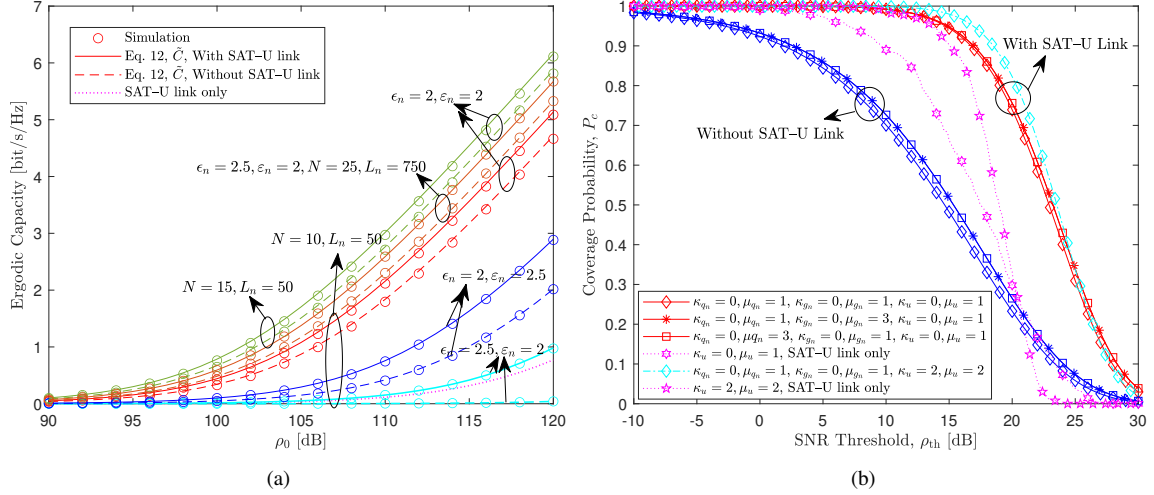


Fig. 4. (a) Effect of path loss exponents on performance. (b) Effect of small-scale fading coefficients on performance for $N = 8$ and $L_n = 20, n = 1, 2, \dots, N$.

which results after evaluating the integrals in

$$\Xi = \begin{cases} \frac{2}{3} \frac{r_{gn}^3}{R_0^3 H}, & \text{for } 0 \leq r_{gn} < H, \\ \frac{r_{gn}^2}{R_0^2} - \frac{1}{3} \frac{H^2}{R_0^2}, & \text{for } H \leq r_{gn} < R_0, \\ \frac{r_{gn}^2}{R_0^2} - \frac{1}{3} \frac{H^2}{R_0^2} - \frac{2}{3} \frac{(r_{gn}^2 - R_0^2)^{\frac{3}{2}}}{R_0^2 H}, & \text{for } R_0 \leq r_{gn} < \psi_3, \end{cases} \quad (13)$$

where $\psi_1 = \sqrt{r_{gn}^2 - h_n^2}$, $\psi_2 = \sqrt{r_{gn}^2 - R_0^2}$, and $\psi_3 = \sqrt{R_0^2 + H^2}$. The PDF in (4) is obtained by taking the derivative of (13), with respect to r_{gn} .

APPENDIX B PROOF OF LEMMA 4

According to CLT, The term $\aleph_n = \left| \sum_{l=1}^{L_n} q_{n,l} g_{n,l} \right|$, which is a sum of double κ - μ random variables, converges to a normal distribution with mean $E[\aleph_n] = P_1$ in (9) [16, Eq. 8], and variance [16, Eq. 10]. Next, we apply the CLT again to approximate the combined channel response A in (1) to follow a normal distribution. The resulting PDF is further approximated using the first term of a Laguerre series expansion, i.e., the Gamma distribution [19] to give

$$f_{|A|}(x) \simeq \frac{x^{\alpha-1}}{\beta^\alpha \Gamma(\alpha)} \exp\left(-\frac{x}{\beta}\right), \quad (14)$$

that is substituted in $f_\rho(x) = \frac{1}{2\sqrt{\rho_0 x}} f_{|A|}\left(\sqrt{\frac{x}{\rho_0}}\right)$ to yield (8).

The mean in (9) is computed using linearity and independency properties as $E[|A|] = \sum_{n=1}^N E[|A_n|] + E[|u|]E[R_u^{-\frac{\alpha}{2}}] = \sum_{n=1}^N E[\aleph_n]E[R_{q_n}^{-\frac{\epsilon_n}{2}}]E[R_{g_n}^{-\frac{\epsilon_n}{2}}] + E[|u|]E[R_u^{-\frac{\alpha}{2}}]$, for which the expectations of the distances are obtained by substituting $t = 1$ in (5) and (7). The t th moment of the direct path following κ - μ distribution can be found in [15, Eq. 3]. Likewise, the variance in (10) is calculated as $\text{Var}[|A|] = \sum_{n=1}^N \text{Var}[\aleph_n R_{q_n}^{-\frac{\epsilon_n}{2}} R_{g_n}^{-\frac{\epsilon_n}{2}}] + \text{Var}[R_u^{-\frac{\alpha}{2}} |u|]$. Using [20, Eq. 1], together with the first ($t = 1$) and second ($t = 2$) moments from (5), (7), and [15, Eq. 3], we evaluate $\text{Var}[|A|]$ as in (10).

REFERENCES

- [1] E. B. Parker, "Communication satellites for rural development," *Telecommun. Policy*, vol. 2, no. 4, pp. 309–315, 1978.
- [2] O. Kodheli *et al.*, "Satellite communications in the new space era: A survey and future challenges," vol. 23, no. 1, pp. 70–109, 2021.
- [3] S. Xu, J. Liu, Y. Cao, and J. Li, "Intelligent reflecting surface enabled secure cooperative transmission for satellite-terrestrial integrated networks," *IEEE Trans. Veh. Technol.*, vol. 70, no. 2, pp. 2007–2011, 2021.
- [4] Y. Wang, Z. Lin, H. Niu, K. An, Y. Hu, D. Li, G. Zheng, and N. Al-Dhahir, "Secure satellite transmission with active reconfigurable intelligent surface," *IEEE Commun. Lett.*, vol. 26, no. 12, pp. 3029–3033, 2022.
- [5] K. Tekbiyik, G. Kurt, A. Ektu, and H. Yanikomeroglu, "Reconfigurable intelligent surfaces empowered THz communication in LEO satellite networks," *IEEE Access*, vol. 10, pp. 121 957–121 969, Nov. 2022.
- [6] K. Tekbiyik, G. K. Kurt, and H. Yanikomeroglu, "Energy-efficient RIS-assisted satellites for IoT networks," *IEEE Internet Things J.*, vol. 9, no. 16, pp. 14 891–14 899, 2022.
- [7] J. Lee, W. Shin, and J. Lee, "Performance analysis of IRS-assisted LEO satellite communication systems," in *Proc. Int. Conf. Inf. Commun. Technol. Converg. (ICTC)*, 2021, pp. 323–325.
- [8] H. Dong, C. Hua, L. Liu, and W. Xu, "Towards integrated terrestrial-satellite network via intelligent reflecting surface," in *Proc. IEEE Int. Conf. Commun. (ICC)*, 2021, pp. 1–6.
- [9] B. Zheng, S. Lin, and R. Zhang, "Intelligent reflecting surface-aided LEO satellite communication: Cooperative passive beamforming and distributed channel estimation," *IEEE J. Sel. Areas Commun.*, vol. 40, no. 10, pp. 3057–3070, 10 2022.
- [10] N. Okati and T. Riihonen, "Nonhomogeneous stochastic geometry analysis of massive LEO communication constellations," *IEEE Trans. Commun.*, vol. 70, no. 3, pp. 1848–1860, 2022.
- [11] L. A. Santaló and M. Kac, *Integral Geometry and Geometric Probability*, 2nd ed. Cambridge University Press, 2004.
- [12] S. F. Drampalou, N. I. Miridakis, H. C. Leligou, and P. A. Karkazis, "A survey on optimal channel estimation methods for RIS-aided communication systems," *Signals*, vol. 4, no. 1, pp. 208–234, 2023.
- [13] W. Wu, H. Wang, W. Wang, and R. Song, "Doppler mitigation method aided by reconfigurable intelligent surfaces for high-speed channels," *IEEE Wirel. Commun. Lett.*, vol. 11, no. 3, pp. 627–631, 2022.
- [14] I. Gradshteyn and I. Ryzhik, *Table of integrals, series, and products*, 7th ed. Elsevier/Academic Press, 2007.
- [15] N. Bhargava and Y. J. Chun, "On the product of two κ - μ random variables and its application to double and composite fading channels," *IEEE Trans. Wireless Commun.*, vol. 17, no. 4, pp. 2457–2470, 2018.
- [16] I. M. Tanash and T. Riihonen, "Link performance of multiple reconfigurable intelligent surfaces and direct path in general fading," in *Proc. 15th Int. Conf. Signal Process. Commun. Syst. (ICSPCS)*, 2021, pp. 1–6.
- [17] —, "Tight logarithmic approximations and bounds for generic capacity integrals and their applications to statistical analysis of wireless systems," *IEEE Trans. Commun.*, vol. 70, no. 10, pp. 6456–6470, 2022.
- [18] P. K. Sharma and D. I. Kim, "Random 3D mobile UAV networks: Mobility modeling and coverage probability," *IEEE Trans. Wirel. Commun.*, vol. 18, no. 5, pp. 2527–2538, 2019.
- [19] S. Primak, *Stochastic Methods and Their Applications to Communications: Stochastic Differential Equations Approach*. Wiley, 2004.
- [20] L. A. Goodman, "The variance of the product of k random variables," *J. Am. Stat. Assoc.*, vol. 57, no. 297, pp. 54–60, 1962.