

Overcoming Medical Overuse with AI Assistance: An Experimental Investigation*

Ziyi Wang^a, Lijia Wei^{a*}, Lian Xue^a

^aEconomics and Management School, Wuhan University, Wuhan, China

*All authors contributed equally; Corresponding author email: ljwei@whu.edu.cn

Abstract

This study evaluates the effectiveness of Artificial Intelligence (AI) in mitigating medical overtreatment, a significant issue characterized by unnecessary interventions that inflate healthcare costs and pose risks to patients. We conducted a lab-in-the-field experiment at a medical school, utilizing a novel *medical prescription task*, manipulating monetary incentives and the availability of AI assistance among medical students using a three-by-two factorial design. We tested three incentive schemes: Flat (constant pay regardless of treatment quantity), Progressive (pay increases with the number of treatments), and Regressive (penalties for overtreatment) to assess their influence on the adoption and effectiveness of AI assistance. Our findings demonstrate that AI significantly reduced overtreatment rates—by up to 62% in the Regressive incentive conditions where (prospective) physician and patient interests were most aligned. Diagnostic accuracy improved by 17% to 37%, depending on the incentive scheme. Adoption of AI advice was high, with approximately half of the participants modifying their decisions based on AI input across all settings. For policy implications, we quantified the monetary (57%) and non-monetary (43%) incentives of overtreatment and highlighted AI's potential to mitigate non-monetary incentives and enhance social welfare. Our results provide valuable insights for healthcare administrators considering AI integration into healthcare systems.

Keywords: medical overuse; overtreatment; artificial intelligence (AI); lab-in-the-field experiment

“The psychologist Gerd Gigerenzer has a simple heuristic. Never ask the doctor what you should do. Ask him what he would do if he were in your place. You would be surprised at the difference”

— Nassim Nicholas Taleb, *Antifragile: Things That Gain from Disorder*

1 Introduction

Overtreatment in healthcare, defined as unnecessary medical interventions that can harm patients, represents a significant economic and health concern. It leads to billions of dollars in wasted spending and

*We thank Mengyuan Wu, Shapeng Jiang, Yanyu Li, Xiangyu Gao, Qiu hao Chen, Wenjun Li for their assistance with the experimental sessions. Lijia Wei acknowledges support from National Science Foundation China (72173093), and the Center for Behavioral and Experimental Research (CBER) at Wuhan University. Lian Xue acknowledges support from the Research Funds for Youth Academic Team in Humanities and Social Sciences of Wuhan University (413000425). The authors declare no conflict of interest.

exposes patients to unnecessary physical and psychological risks (Müsken et al., 2022). This phenomenon is well-documented in both the clinical and health economics literature. Examples of overtreatment include the excessive use of antibiotics for viral infections –medical overuse or overprescription– and the overuse of imaging tests, such as CT scans and MRIs, for conditions that could be managed with less invasive methods (Morgan et al., 2015). These practices not only strain healthcare budgets but also expose patients to unnecessary physical and psychological risks. A recent Lancet study highlights the pervasiveness of overtreatment, attributing 29% of healthcare spending in the US to it, with costs reaching as high as 89% in certain populations globally, and rising in low- and middle-income countries (Albarqouni et al., 2023; Brownlee et al., 2017; Korenstein et al., 2012; Wennberg et al., 2002).

A major hurdle in studying overtreatment is the difficulty of measuring overuse accurately (Brownlee et al., 2017). Existing methodologies employed both direct and indirect measures. Direct approaches involve using patient registries and medical records guided by evidence-based guidelines or expert consensus panels, such as the RAND Appropriateness Method (Fitch et al., 2000). These require a precise definition of the “appropriate care”, which often lacks clarity in many clinical settings. Furthermore, guidelines typically do not provide the necessary details for individual patient care, challenging the case-specific flexibility in measuring overtreatment (Chassin et al., 1998; Korenstein et al., 2012). Indirect approaches involve the identification of unexpected variations in healthcare service utilization both within and across countries in the healthcare system. For example, excessive use of insulin –compared to the means– for patients with diabetes could be considered as medical overuse (Brownlee et al., 2017). However, these methods struggle with standardization and often yield inconclusive results.

This paper presents a novel experimental approach designed to measure the medical overuse tendencies of prospective physicians (medical students) from a behavioral perspective. We construct a virtual doctor-patient consultation scenario, using cases from standard practice exam questionnaires that simulate the patient’s illness presentation. Given the description of the illness scenario, participants were instructed to select the most appropriate medicine from a set of five options. They were informed that there was only one correct answer but could choose up to two responses (medicines) for each question (illness). To incentivize accurate diagnosis and mimic real-world interactions, each choice is associated with payoffs for both the participant (physician) and a stylised patient. Specifically, participants’ choices are linked to a donation to a patient-regarding charity, where overuse of medicine is associated with a lower amount of donation compared to one exact correct treatment. We refer to this task as the *medical prescription task*. This setup has several advantages and complements existing measurements of medical overuse: it can be easily generalized to all medical services with category-specific questions; it is anonymous and harmless, with respect to physicians’ reputations and patients’ well-being.

Utilizing the medical prescription task framework in randomized controlled trials, we aim to disentangle the underlying motives for physicians’ propensity to overuse medicines (*causes*) and explore effective methods to curb medical overuse (*interventions*), which represent the two primary objectives of this research. The causes of medical overuse can be summarized into two categories: monetary and non-monetary. Monetary incentives, such as fee-for-service payment models, often encourage physicians to the volume of care delivered rather than its quality (Lu, 2014; Morgan et al., 2019; Pauly et al., 2012). Non-monetary incentives may involve defensive medicine, where doctors prescribe unnecessary treatments to avoid litigation (Summerton, 1995), a lack of adequate knowledge, leading to decisions that do not align with the latest clinical guidelines (Bishop et al., 2010; Jatoi & Sah, 2019; Price et al., 1986), and out of demand pressure from patients when there is price reduction in the medicines (Lopez et al., 2018). Systematic reviews indicate that medical overuse and its underlying incentives are deeply embedded within healthcare systems, necessitating further exploration of identification and intervention methods (Korenstein et al., 2012; Segal et al., 2022; Tung et al., 2018).

In our experiment, we exogenously vary three types of incentive schemes for prospective physicians: a *flat* scheme where participant payoff remains unaffected by the choices made in the medical prescription

task; a *progressive* scheme, where payoff increases with the number of choices selected; and a *regressive* scheme where overtreatment resulted in reduced payoff, contingent upon whether the correct medicine was selected. Patients’ payoffs remained constant across all three treatments, with their welfare maximized when exactly one correct medicine was selected by the (prospective) physician (✓), followed by ‘one correct plus one incorrect medicine’ (✓✗). ‘One incorrect’ (✗) and ‘two incorrect’ (✗✗) choices progressively decreased welfare. Notably, in the Regressive treatment, physicians’ payoffs followed the same pattern as patients’. In this case, we say that physicians and patients have *aligned interests*, mirroring the quote from ‘Antifragile’ at the beginning of this paper (Taleb, 2014).

Additionally, we explore the impact of AI decision-support on physician choices within each treatment. For each medical prescription task, participants made an initial decision on their own. Subsequently, they were presented with a descriptive analysis labelled “AI diagnosis” along with a specific treatment suggestion termed “AI choice” before making a second choice. This AI advice –diagnosis and choice– was generated in advance using the large language model, ChatGPT 4.0, which achieved an accuracy rate of 73.93% across more than 800 evaluations (OpenAI, 2023). In real life, AI has the potential to significantly mitigate overtreatment by offering evidence-based recommendations that enhance clinical decision-making (Jiang et al., 2017; Topol, 2019). AI systems can analyze vast amounts of data to identify the most appropriate treatments, potentially helping to avoid unnecessary medical procedures (Obermeyer & Emanuel, 2016; Pine et al., 2012). Existing literature on AI-assisted decision-making has demonstrated that these technologies can enhance the accuracy of diagnoses and tailor treatment plans to individual patients (Davenport & Kalakota, 2019; Niel & Bastard, 2019; Sung, 2024). However, implementing AI in healthcare still faces challenges such as ethical and equity concerns, patient’s trust towards AI diagnosis and physicians’ acceptability of algorithms (Al Kuwaiti et al., 2023; Char et al., 2018; Dietvorst et al., 2015; Emanuel & Wachter, 2019; Glauser, 2020). Our paper contributes by providing the first experimental evidence of the effectiveness of AI on overtreatment and corresponding welfare consequences.

Our results were centred around two key performance measures: the quantity of prescribed medicines and the quality of task accuracy. For quantity measures, exploiting the exogenous variations in incentive schemes and the provision of AI assistance in medical prescription tasks, we could identify both the monetary (incentive schemes) and non-monetary (AI-enhanced decision accuracy and others) influences on overtreatment. We observed that overtreatment rates among participants ranged from 24-58% across all treatments. Further analysis revealed that more than half (57%) of the overtreatment was due to monetary incentives, which can be reduced when overtreatment is penalized with a regressive incentive scheme. AI significantly reduce overtreatment in all settings, with the most pronounced effect observed in the regressive treatment, achieving a reduction rate of 62%. We refer to this phenomenon as the *Synergistic AI Effect*, highlighting how AI’s effectiveness in reducing medical overuse is maximized when physicians and patients have aligned interests.

Regarding quality, we found that a progressive incentive encouraging more prescriptions could increase accuracy because participants included more choices in their answers compared to a fixed payment– i.e., overuse as a conservative treatment. The introduction of AI significantly boosted the accuracy rate across all treatments, with the largest effect in the Flat treatment with constant payoffs –an enhancement rate of 37%.¹ Intriguingly, the positive impact of AI can be further differentiated into two distinct channels: an increase in the provision of ‘one exact medicine ✓’ (termed the *Optimal Treatment Adjustment*) and the refinement of ‘one correct plus one incorrect medicine ✓✗’ (referred to as the *Precision-Compromise Strategy*). These effects vary significantly across different incentive schemes, with the regressive treatment most favoring the Optimal Treatment Adjustment over the Precision-Compromise Strategy. In other words, the effect of AI on reducing *redundant inaccurate* prescriptions is most pronounced in the regressive

¹Almog et al. (2024) finds that umpires lowered their overall mistake rate after the introduction of Hawk-Eye review in top tennis tournaments. The AI assistance in our paper is functionally similar to Hawk-Eye.

treatment.

This study enhances the existing body of research by empirically examining the effectiveness of AI interventions in curbing overtreatment in healthcare decisions. By analyzing overtreatment and accuracy rates before and after the deployment of AI recommendations, our findings offer robust evidence supporting AI’s role in minimizing unnecessary medical practices and improving diagnosis accuracy (E. Chen et al., 2023; Kelly et al., 2019). Furthermore, this research advances our comprehension of AI’s potential integration into clinical workflows, thereby improving decision-making processes (Recht et al., 2020; Wang & Preininger, 2019). Specifically, it aligns with the literature that discusses the modification of physician incentives, suggesting that AI can mitigate the incentive-driven overtreatment in flat or pay-for-service incentives (progressive treatment) and an advanced effect in the regressive incentive scheme, thus addressing issues related to incentive-driven overutilization (Clemens & Gottlieb, 2014; Ettner et al., 2012; Scott & Farrar, 2002; Vlaev et al., 2019; Xi et al., 2019). Additionally, it contributes to digital healthcare literature by demonstrating how technology-driven solutions can effectively supplement traditional healthcare practices, leading to more efficient and patient-centered care (Ibeneme et al., 2022; Iqbal & Biller-Andorno, 2022; Meskó et al., 2017; Sheikh et al., 2021).

Policy considerations should prioritize exploring the interaction effect of AI and incentive schemes on physician behavior. This research highlights the potential for AI to mitigate overtreatment, and its effectiveness could be further amplified by aligning physician incentives with AI adoption. Policymakers can explore alternative payment models that reward physicians who utilize AI tools and make treatment decisions aligned with AI recommendations and patients’ welfare, particularly when such recommendations discourage overtreatment. Furthermore, given the challenges of implementing new incentive schemes in the healthcare industry (Agrawal et al., 2022), our results suggest an alternative intervention that is *as effective as* introducing a pay-by-performance (REG) incentive scheme at ensuring healthcare quality – i.e., to incorporate AI within existing flat (pay-by-visit) incentive structure. Finally, our experiment provides an example of clinician-AI collaboration, which advocates policies that foster trust and ensure that AI complements, rather than replaces, physician expertise.

The remainder of this paper is organized as follows: Section 2 presents the experimental design and procedures; Section 3 reports results, and Section 4 concludes with a discussion.

2 Experimental Design and Procedure

We conducted a lab-in-the-field experiment at a medical school affiliated with Central South Hospital, utilizing a two-by-three factorial design. Participants in this study were prospective physicians recruited from this institution, where they are being trained as medical doctors.

Incentive Schemes (Between-Subject) The experiment varied the incentive structures for participants during the main task. We tested three types of incentives: FLAT, PROGRESSIVE, and REGRESSIVE in a between-subject design.

AI Assistance (Within-Subject) We also varied the decision-making process by introducing an AI assistance feature. Participants made initial choices independently and subsequently could remake their decisions after viewing AI-generated recommendations. The AI advice, powered by ChatGPT 4.0, included both a specific recommendation and an extended explanation of the optimal medication choice based on patient symptoms.

Control Variables To account for individual fixed effects and other potential confounders affecting the propensity for overtreatment, we implemented pre- and post-experiment assessments. These assessments evaluated various attributes, including physicians’ professional abilities, cognitive reflection (Fred-

erick, 2005), cognitive ability (Carpenter et al., 1990), risk preference (Blais & Weber, 2006), altruism preference and trust Falk et al. (2018), algorithm literacy, trust in algorithms, awareness of algorithms, and perceptions of algorithm fairness.²

2.1 Medical Prescription Task

Participants were asked to answer 20 multiple-choice questions that simulated a real-life doctor-patient consultation, with basic patient information and disease descriptions from the “China’s National Qualifying Examination for Medical Practitioners”³ question bank, which consists of 817 questions. Each question had only one correct answer, but participants could select up to two answers to simulate potential overtreatment scenarios. Feedback on their accuracy was withheld until the end of the experiment. An example of such a question is provided below:

Female, 54 years old, with a history of hyperthyroidism. Recently, due to overwork and emotional stress, she has experienced insomnia, and heart and chest discomfort. Physical examination: Heart rate 160 beats per minute, electrocardiogram shows clear signs of myocardial ischemia, and sinus rhythm irregularity. The best choice would be:

- A. Amiodarone
- B. Quinidine
- C. Procainamide
- D. Propranolol
- E. Lidocaine

To examine participants’ innate ability at the medical prescription task, they were instructed to complete a separate set of 10 medical prescription tasks as a practice at the beginning of the experiment, with each correct choice yielding a 1 yuan bonus.

2.2 Treatment Design

We vary how participants were incentivized and whether AI assistance was provided during the medical prescription task. The treatments regarding incentive schemes were structured as follows:

- **Flat:** Participants received a constant monetary payoff of 3 yuan for each medical prescription task completed, regardless of their choice.
- **Progressive:** Participants received a higher payoff for selecting two options (4 yuan) versus only one (2 yuan) option, irrespective of correctness.
- **Regressive:** Payoffs varied depending on the accuracy and number of choices: 6 yuan for one correct choice (✓), 4.5 yuan for two choices including the correct one (✓✗), 1.5 yuan for one incorrect choice (✗), and 0 yuan for two incorrect choices (✗✗).

Patients’ Payoffs. Upon successful completion of each medical prescription task, we donated the patients’ payoff generated by the participants to a patient-regarding charity, specifically the Tencent Public Welfare “Love Angel” project, which supports children suffering from leukemia and cancer. The payoff structure for the patients was designed as follows: a base payoff of P yuan was established, with an increase of B yuan for correctly prescribed medicine and a decrease of C yuan for incorrectly prescribed medicine. For the purposes of our experiment, the values were set at $P = 4$, $B = 4$, and

²We also conducted a standard array of questionnaires, including gender, major of study, age, grade, and education. Instructions for the experiment and for the control question are available in the Appendix B.

³Medical students in China need to obtain the “National Practicing Physician Qualification Certificate” through the examination before they are qualified to practice medicine and can officially join the profession.

$C = 2$. Notably, in the Regressive treatment, physicians’ and patients’ payoffs were exactly collinear. This means that physicians made decisions for patients as if they were making decisions for themselves from a payoff perspective. The detailed experimental design, including incentive schemes and patients’ payoffs, is summarized in Table 1.

Table 1: Experimental Design: Incentive Schemes and Patients’ Payoff

Choice	Physicians’ Payoff			Patients’ Payoff	
	FLAT	PROGRESSIVE	REGRESSIVE	Amount	Calculation
Correct (✓)	3	2	6	8	$P + B = 4 + 4$
Correct/Incorrect (✓✗)	3	4	4.5	6	$P + B - C = 4 + 4 - 2$
Incorrect (✗)	3	2	1.5	2	$P - C = 4 - 2$
Double Incorrect (✗✗)	3	4	0	0	$P - 2C = 4 - 2 \times 2$

Notes: This table reports the incentive schemes for physicians and the corresponding payoffs for patients based on the accuracy and number of choices made. The symbol ✓ denotes the correct choice, while ✗ denotes an incorrect one. The parameters P , B , and C represent the base payoff, bonus for a correct prescription, and penalty for an incorrect prescription, respectively, each measured in yuan.

AI assistance. Participants made the choice twice in the medical prescription task: an initial choice without AI and a second choice with AI assistance. The AI advice, powered by ChatGPT 4.0 in early 2024, entails two parts: an exact recommendation of the optimal medication choice given the patient’s symptoms and an extended explanation of the recommended choice. An example of the AI assistance is as follows:

The AI recommends option: D.

Analysis: Based on the patient’s symptoms and physical examination results, the optimal medication choice is usually D. Propranolol. This beta-blocker is commonly used to control rapid heart rates and arrhythmias, particularly in hyperthyroidism cases. It helps slow down the heart rate, reduce the cardiac workload, and alleviate myocardial ischemia symptoms.

However, a specific treatment plan should be consulted with a physician.

To best incentivize participants’ effort at both the initial and revised decisions, participants’ payoffs were determined by either their initial or second choice, randomized at the session level by the computer.

2.3 Procedures

The experiment was conducted at the affiliated medical school of Central South Hospital. A total of 120 medical students were recruited for the study, with 40 students participating in each of the three treatment groups. These students were part of the subjects pool for the Center for Behavioral and Experimental Research (CBER) from Wuhan University. Upon arrival, participants were allocated to one of two seminar rooms on campus, with each session comprising 5 participants. Each session lasted between 50 to 60 minutes. All tasks were computerized using the oTree platform (D. L. Chen et al., 2016). The average payoffs were 104.7 yuan: 95.9 yuan for the FLAT, 93.8 yuan for the PROG, and 124.3 yuan for the REG treatment respectively.

3 Results

3.1 Overview

This section outlines the two key outcome variables that assess the performance of doctors in terms of *quantity* and *quality*.

Quantity We define *overuse* as the selection of two answers in each medical prescription task. Given that there is a single correct answer and participants were fully aware of this fact, any response with more than one answer is categorized as overtreatment.

Quality Our main measurement of quality is the accuracy of the diagnosis, which hinges on whether participants chose the correct answer. Without loss of generality, let us denote the correct choice as A . The *accuracy rate* is then defined as the proportion of choices that include at least one A . This can be mathematically expressed as:

$$Y = A \cup (A \times \mathbb{C}_A) \quad (1)$$

where $\mathbb{C}_A \equiv U \setminus A = B \cup C \cup D \cup E$, and U represents the universal set of all possible choices.

In addition to the performance measures, we examine the extent to which participants adopt or trust AI advice subsequent to their initial choices. Participants initially made a choice without AI guidance, after which they were presented with the AI recommendation. Subsequently, they were prompted to make a second choice. Compensation for the session was determined randomly, based on either the first or second choice, as selected by the computer.

AI adoption is characterized by whether participants altered their choices following the AI advice. We employ two measures of AI adoption: a flexible measure and a more restrictive measure. Under the flexible measure, maintaining the initial answer despite AI’s recommendation to change is classified as *not following* AI advice, whereas all others are considered *following*. For instance, if the first choice was B , AI suggested A , and the second choice remained B , this is deemed as not following AI advice. Conversely, any other alteration is categorized as following. The more restrictive measure defines only *active* changes that align with AI advice as *AI adoption*. All other instances are considered *non-adoption*. For example, a sequence of $B - A - B$ is defined as not following AI advice as with the main measurement. However, a sequence of $A - A - A$ is defined as not following since there are no active changes in choices. Table 2 presents an exhaustive list of scenarios and their corresponding classifications regarding AI adoption. Table 3 reports the summary statistics of the three key outcome variables before and after AI intervention across treatments.

3.2 The effect of AI on medical overuse

Result 1 (AI on Overuse). *The use of AI can significantly reduce the propensity of medical overuse among medical students, with an overall reduction effect of 37% across all treatments. This effect is the most pronounced in the REG treatment.*

Support. Support for Result 1 can be seen in Table 3, Figure 1 and Table 4. Table 3 highlights the substantial effect of AI on reducing overuse across different incentive scheme treatments. Notably, the transition from pre-AI to post-AI conditions shows marked improvements: in the FLAT treatment, overuse decreased from 24.3% to 16.0%, a deduction rate of 34%. Similar positive shifts are observed in PROG and

Table 2: Two measurements of AI adoption (Within-Subject)

Decision Process			AI Adoption Measures		
First Choice	AI Advice	Second Choice	Main	Adjusted	Prop (%)
$A \cup (A \times \mathbb{C}_A)$	A	$A \times \mathbb{C}_A$	1	0	48.5
$A \times \mathbb{C}_A$	A	A	1	1	13.8
$B \cup (B \times \mathbb{C}_{A \cup B})$	A	$A \cup (A \times \mathbb{C}_A)$	1	1	34.3
$B \cup (B \times \mathbb{C}_B)$	A	$B \cup (B \times \mathbb{C}_{A \cup B}) \cup C \cup (C \times \mathbb{C}_{A \cup B})$	0	0	3.5

Notes: This table provides an exhaustive combination of decision-making scenarios before and after AI intervention and measures AI adoption based on two metrics. In the ‘Main’ and ‘Adjusted’ columns, a ‘1’ indicates adoption of AI advice, and ‘0’ indicates non-adoption. The key difference between the two measurements is whether an unchanged choice that is consistent with AI advice is considered as following AI. For example, AC-A-AC is considered as following in main but not following AI advice in adjusted measurements (first-row). Whereas, AC-A-A is considered as following AI advice in both measurements (second row). In the last column, we listed the overall proportion of choices under each scenario to facilitate readers’ own judgement.

Table 3: Summary Statistics

Sample	Overuse (%)	Accuracy Rate (%)	AI Adoption (%)	
			Main	Adjusted
<i>Panel A. Flat Treatment</i>				
PREAI	24.3	56.3	-	-
POSTAI	16.0	77.3	-	-
Total	20.1	66.8	95.3	48.9
<i>p</i> -value	0.004	< 0.001	-	-
<i>Panel B. Progressive Treatment</i>				
PREAI	58.1	67.3	-	-
POSTAI	42.9	82.5	-	-
Total	50.5	74.9	97.6	47.3
<i>p</i> -value	0.001	< 0.001	-	-
<i>Panel C. Regressive Treatment</i>				
PREAI	26.0	66.1	-	-
POSTAI	9.8	77.5	-	-
Total	17.9	71.8	96.8	48.1
<i>p</i> -value	< 0.001	< 0.001	-	-

Notes: This table reports summary statistics for overuse and accuracy rates across treatments, before (PREAI) and after AI intervention (POSTAI). Additionally, it reports AI adoption percentages post-intervention. The columns labelled “Main” and “Adjusted” refer to different AI adoption metrics defined in Table 2. *p*-values, derived from Wilcoxon signed-rank tests, assess statistical significance in changes before and after AI intervention.

REG treatments, with significant reduction rates of 26% and 62% in overuse, respectively, all supported by statistically significant *p*-values.⁴

Figure 2 visually complements these findings by illustrating the deduction of overuse rate in post-AI conditions. The left figure depicts the average instances of overuse times per 20 rounds, and the right

⁴Across all treatments, the rate of overuse is decreased from 36.1% to 22.9% from pre- to post-AI decisions. The overall deduction rate is at 36.7%.

figure further decomposes the average overuse proportion among participants by round number. Overall, we see a consistent deduction in overuse after the integration of AI in decision-making throughout the whole experiment.

Finally, Table 4 provides a detailed regression analysis showing the statistical impact of AI on medical overuse. The coefficients for PostAI across various models consistently indicate significant decreases in overtreatment. Model 5 further reveals the nuanced interaction between incentive schemes and the effect of AI; it can be seen from the table that the deduction effect of AI is almost twice as much as in REG compared to the FLAT treatment ($p < 0.1$). The effects remained robust after controlling for individual characteristics and professional ability.⁵

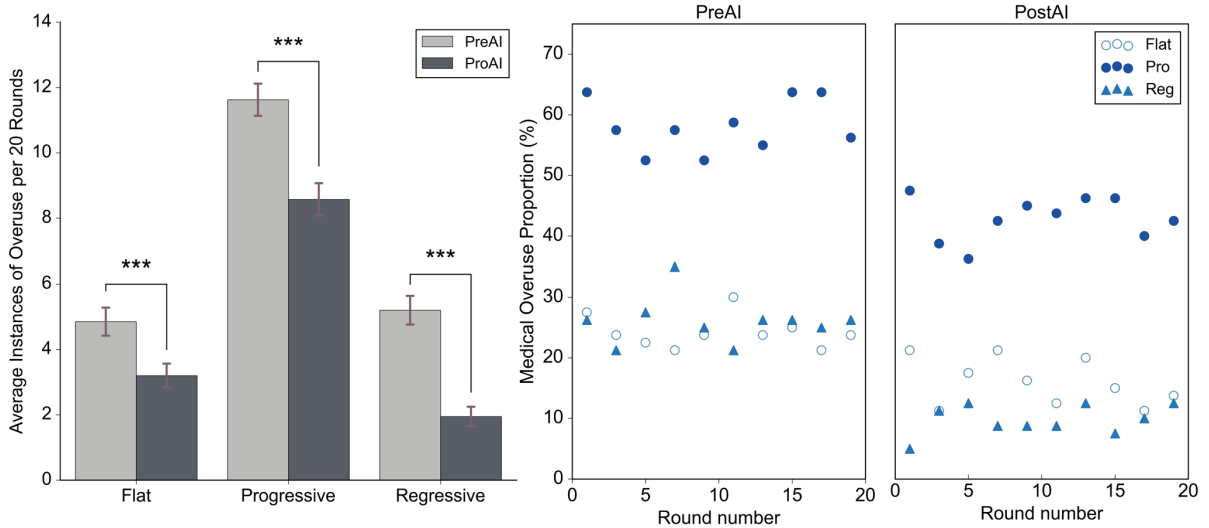


Figure 1: Medical overuse by treatment

Causes of overuse. Recall that the causes of medical overuse are classified into two categories: monetary and non-monetary. Using the FLAT and REG treatment, we established a baseline measure of the non-monetary incentives of overtreatment, as in these two treatments, overuse is associated with either no extra or even negative rewards. Indeed, we see a similar rate of overuse in these two treatments before the implementation of AI; the additional overuse in the PROG treatment shall then be attributed to monetary incentives. Using back-in-the-envelope calculations, we estimate the non-monetary incentive accounts for around 43% of medical overuse, while the monetary incentive accounts for 57%. □

3.3 The effect of AI on healthcare quality

Result 2. *The use of AI significantly increased the accuracy rate in the medical prescription task, with improvements ranging from 17% to 37%. The effect of AI on minimising unnecessary incorrect choices is strongest in the REG treatment.*

Support. Support for Result 2 is provided by Table 3, Table 5 and Figure 2. Table 3 details the improvement in accuracy rates across treatments. In the FLAT treatment, the accuracy rate increased from 56.3% pre-AI to 77.3% post-AI, demonstrating a substantial 37% enhancement in decision-making quality. Similarly, in the PROG and REG treatments, the accuracy rates increased by 23% and 17%, respectively, after AI assistance.⁶

⁵Recall that professional ability or innate ability is measured by the accuracy rate in the 10 practice questions at the beginning of the experiment.

⁶Across all three treatments, the accuracy rate of the medical prescription task increased from 12.6% to 15.8% after the introduction of AI advice. The overall accuracy enhancement effect of AI is thus at 25%.

Table 4: The effect of AI on frequency of medical overuse: Random effect models

	(1)	(2)	(3)	(4)	(5)
<i>Dep Var: Overuse freq</i>	FLAT	PROG	REG	Pooled	Pooled
PostAI (<i>Baseline: PreAI</i>)	-1.650*** (0.514)	-3.050*** (0.921)	-3.250*** (0.651)	-2.650*** (0.413)	-1.650*** (0.532)
Progressive (<i>Baseline: Flat</i>)					6.818*** (1.229)
Regressive					-1.008 (1.525)
Progressive × PostAI					-1.400 (1.091)
Regressive × PostAI					-1.600* (0.858)
Ability					-0.840*** (0.269)
Control for individual characteristics					✓
Constant	4.850*** (0.762)	11.630*** (1.049)	5.200*** (0.782)	7.225*** (0.575)	26.180*** (7.545)
<i>Mean of Y</i>	4.025	10.100	3.575	5.900	5.900
Observations	80	80	80	240	240
R^2	0.033	0.046	0.138	0.045	0.372

Notes. This table reports the effect of incentive schemes and AI assistance on medical overuse using random effect models. Unit of observation is individual *frequency of medical overuse out of 20 rounds*, pre- and post-AI. Model 5 additionally controls for other individual characteristics, including gender, age, major of study, cognitive reflection, cognitive ability, risk preference, altruism preference, trust, algorithm literacy, trust in algorithms, awareness of algorithms, and perceptions of algorithm fairness. All standard errors are clustered at the subject level and are reported in parentheses. In this and the following table * $p < 0.10$, ** $p < 0.05$, *** $p < 0.010$.

Table 5 provides a detailed regression analysis showing the statistical impact of AI on accuracy. The coefficients for PostAI across various models consistently indicate significant improvements in accuracy. Model 4 further reveals the nuanced interaction between incentive schemes and the effect of AI; it can be seen that the accuracy improvement effect of AI is more pronounced in the FLAT treatment compared to the REG treatment ($p < 0.1$). The effects remain robust after controlling for individual characteristics and professional ability (Model 5).

Mechanisms of Improvement. Finally, Figure 2 visually dissects two potential channels of accuracy improvement, elucidating the mechanisms through which AI enhances decision-making:

1. **Increase of one exact answer (✓)** - This improvement reflects the adoption of what we term the *Optimal Treatment Adjustment*, where participants aim for the most exact and accurate strategy.
2. **Increase of one correct plus one incorrect answer (✓✗)** - This pattern suggests a *Precision-Compromise Strategy*, where participants make conservative choices, including a mix of correct and incorrect options.

The figure highlights that the relative significance of these enhancement channels varies across treat-

Table 5: The effect of AI on accuracy frequency: Random effect models

	(1)	(2)	(3)	(4)	(5)
<i>Dep Var: Accuracy freq</i>	FLAT	PROG	REG	Pooled	Pooled
PostAI (<i>Baseline: PreAI</i>)	4.200*** (0.535)	3.050*** (0.546)	2.275*** (0.501)	4.200*** (0.532)	4.200*** (0.553)
Progressive (<i>Baseline: Flat</i>)				2.200** (0.868)	1.514** (0.601)
Regressive				1.975** (0.818)	0.924 (0.635)
Progressive \times PostAI				-1.150 (0.761)	-1.150 (0.791)
Regressive \times PostAI				-1.925*** (0.729)	-1.925** (0.757)
Ability					0.239** (0.105)
Control for individual characteristics					✓
Constant	11.250*** (0.611)	13.450*** (0.621)	13.225*** (0.549)	11.250*** (0.609)	12.985*** (1.981)
<i>Mean of Y</i>	13.350	14.975	14.363	14.229	14.229
Observations	80	80	80	240	240
R^2	0.361	0.219	0.167	0.294	0.569

Notes. This table reports the effect of incentive schemes and AI assistance on accuracy frequency using random effect models. Unit of observation is individual *frequency of being accurate out of 20 rounds*, pre- and post-AI. Model 5 additionally controls for other individual characteristics, including gender, age, major of study, cognitive reflection, cognitive ability, risk preference, altruism preference, trust, algorithm literacy, trust in algorithms, awareness of algorithms, and perceptions of algorithm fairness. All standard errors are clustered at the subject level and are reported in parentheses.

ments. We quantify the relative contribution of the two accuracy enhancement mechanisms in each treatment as follows. In the FLAT treatment, the Optimal Treatment Adjustment (Channel 1) accounts for 109.5% of the total enhancement effects, while the Precision-Compromise Strategy (Channel 2) detracts by -9.5%. In the PROG treatment, Channel 1 contributes 140%, and Channel 2 reduces the enhancement by -40%. Finally, in the REG treatment, Channel 1 leads to an enhancement of 184%, with Channel 2 diminishing the effect by -84%.

Overall, AI predominantly enhances decision-making through Optimal Treatment Adjustment, slightly offset by a crowding-out effect on the Precision-Compromise Strategy. The influence of AI in reducing the unnecessary incorrect choice is the most pronounced in the REG treatment.

□

3.4 Incentive scheme and social welfare

Result 3 (Incentive Schemes and Accuracy). *Compared to FLAT, a PROG or a REG incentive scheme significantly increases the initial accuracy rate before participants receive AI advice. However, the influence of the incentive schemes on performance becomes less pronounced once AI advice is introduced.*

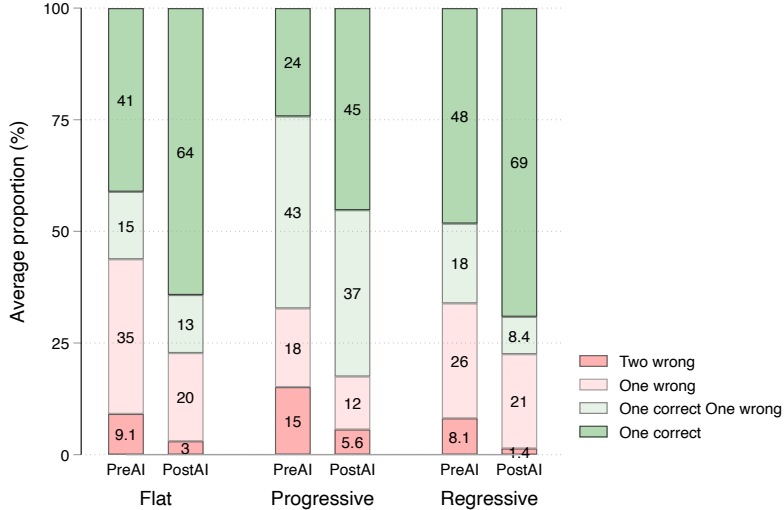


Figure 2: Accuracy rate in the medical prescription task

Support. Support for this result comes from Table 3, Table 5 and Table 6 (Panel B). Prior studies often advocate that performance-based pay can enhance physician performance more effectively than service-based pay schemes (Heider & Mang, 2020). Our results in the PreAI conditions can test this hypothesis in the context of the medical prescription task context. As shown in Table 3, in the PREAI conditions, the accuracy rate is 56.3% in FLAT which is lower than in PROG (67.3%) and REG (66.1%). Table 5 (Model 4) complements this comparison by showing that in PreAI conditions, the accuracy rate in FLAT treatment is significantly lower compared with the PROG and the REG treatment. These comparisons remain robust in PROG treatment after controlling for individual characteristics and ability, but not for REG treatment. These results suggest the benefit of medical overuse: i.e., the more conservative choices (\checkmark) under uncertainty could essentially increase the overall accuracy.

To delve deeper, in Table 6 panel B, we break down participants' choice types by treatment. Compared with the baseline (FLAT), the pay-by-performance incentive scheme where participants got punished with incorrect answers (REG) significantly increased the exactly correct choice (\checkmark) from 41% to 48%. Conversely, a pay-by-service incentive scheme where participants were rewarded with the number of medicines prescribed regardless of accuracy (PROG) significantly boosted the accuracy rate through conservative choices (\checkmark).

Post-AI introduction, the effects of these incentive effects are mitigated, as seen from the significant negative interaction terms in the REG treatment in Table 5, indicating that the quality-enhancing effects of a performance-contingent incentive scheme are equated after the introduction of AI. In other words, the effect of AI on enhancing healthcare quality is as effective as introducing a performance-based incentive scheme.⁷

Discussion: The literature consistently highlights that while performance-based incentives can motivate doctors to improve care quality, they must be carefully designed to avoid unintended consequences such as overtreatment or neglect of non-incentivized activities (Einav et al., 2018; Fainman & Kucukyazici, 2020; Kovacs et al., 2020; McDonald et al., 2007; Petersen et al., 2006).⁸ From a practical perspective, even if altering medical incentive schemes is effective at promoting patient care quality, it may be difficult to implement in hospitals due to system inertia (Agrawal et al., 2022). Our results indicate that the

⁷Additional evidences can be seen from Table 3. In PREAI conditions, the accuracy rate is significantly lower in FLAT than the REG treatment ($p = 0.014$). POSTAI, the accuracy rate disparity disappeared ($p = 0.969$, FLAT vs REG, POSTAI).

⁸See Van Herck et al. (2010) for a systematic review.

introduction of AI appears to level the playing field among different incentive schemes in terms of their influence on physician performance (accuracy rate), simplifying incentive structures without compromising care quality. □

Result 4 (Incentive Schemes and Social Welfare). *Patients’ payoffs are highest under the REG treatment, followed by FLAT and PROG treatments: $REG > FLAT = PROG$. For physicians, the REG treatment consistently yields the highest payoffs, with the other two treatments being equal to each other: $REG > PROG = FLAT$. Social welfare is maximized under the REG treatment, which is particularly significant when considering different scenarios of benefits and costs of correct/incorrect treatments.*

Support. Support for the result can be seen in Table 6. Previous results have shown the accuracy enhancement and overuse reduction effects of AI assistance; we, therefore, would reasonably expect welfare enhancement after AI, conditional on the AI advice being costless. In this section, we will quantify the welfare enhancement of AI under each incentive scheme.

On the other hand, the effect of incentive schemes on welfare is nuanced. Since overtreatment could potentially increase the accuracy rate, it is uncertain that a PROG incentive schemes that promote overtreatment would make the patients better or worse off overall. We, therefore, compare the effects of incentive schemes on patients’ welfare before and after AI implementation with different costs of overtreatment.

Table 6 breaks down the welfare analysis under different incentives by various combinations of benefit (B) and costs (C) of correct(incorrect) treatment. Although we implemented the first scenario in our experiment, the pattern of the flat, progressive and regressive incentive schemes remains consistent across different scenarios.⁹

1. **Scenario 1** ($B = 4, C = 2$): In this scenario, the benefit of correct treatment is high, and the cost of incorrect treatment is moderate. The REG incentive scheme, characterized by decreasing rewards for each additional incorrect diagnosis, strikes an optimal balance by encouraging optimal treatment (✓) rather than excessive conservative adjustments (✓✗). Despite a higher accuracy rate in PROG treatment due to an increase in the precision-compromise strategy, patients’ welfare is not significantly improved in PROG due to the moderate cost of overtreatment.
2. **Scenario 2** ($B = 2, C = 4$): Here, the cost of incorrect treatment is twice as high as the benefit of correct treatment, placing a more significant penalty on overtreatment. In this case, the advantageous position of REG compared to PROG becomes more pronounced in terms of patients’ payoffs. As the cost of incorrect treatment increases, the benefit of PROG treatment encouraging optimal treatment adjustments becomes more appealing.
3. **Scenario 3** ($B = 4, C = 4$): In this scenario, the benefit of correct treatment equals the cost of incorrect treatment. Similar to the previous scenarios, the PROG scheme maximizes both physicians’ and patients’ payoffs. The differences are augmented after AI assistance.
4. **Scenario 4** ($B = 4, C = 0$): Here, we assume there is no cost for incorrect medicine, making overtreatment harmless. The PROG schemes encouraging more medical prescriptions appeared to be optimal for the patients’ welfare. However, physician’s payoffs are still maximized under the REG scheme due to the largest proportion of optimal treatment (✓), and the total social welfare is still maximized in the REG treatment.

⁹We derive the payoffs in the other scenarios in the following method: We first compute the hypothetical patients’ payoffs based on the combination of the corresponding combination of B & C . Then, we adjust the physicians’ payoffs in the REG treatment using the same ratio as the patients’ payoffs (patients:physicians = 1.5:1). Next, we adjust the physicians’ payoffs in the FLAT and PROG treatments, ensuring that the average payoffs across the three incentive schemes remain constant. Detailed computations are reported in Table A3 in the Appendix.

Table 6: Welfare analysis and Physicians’ choices

	PreAI			PostAI		
	FLAT	PROG	REG	FLAT	PROG	REG
Panel A: Welfare Analysis						
<i>Patients’ payoffs</i>						
B=4 C=2	4.89	4.87	5.45	6.32	6.09	6.46
B=2 C=4	2.41	1.71	2.93	4.00	3.24	4.26
B=4 C=4	3.53	3.06	4.25	5.54	4.89	5.81
B=4 C=0	6.25	6.69	6.65	7.09	7.30	7.10
<i>Physicians’ payoff</i>						
B=4 C=2	3.00	3.16	4.21	3.00	2.86	4.86
B=2 C=4	0.75	0.79	2.44	0.75	0.71	3.24
B=4 C=4	1.50	1.58	3.43	1.50	1.43	4.40
B=4 C=0	4.50	4.74	4.98	4.50	4.29	5.33
<i>Social welfare</i>						
B=4 C=2	7.89	8.03	9.66	9.32	8.95	11.32
B=2 C=4	3.16	2.50	5.37	4.75	3.95	7.50
B=4 C=4	5.03	4.64	7.68	7.04	6.32	10.21
B=4 C=0	10.75	11.43	11.63	11.59	11.59	12.43
Panel B: Choice Analysis						
<i>Choice type</i>						
Correct (✓)	41.1%	24.3%	48.3%	64.3%	45.3%	69.1%
Correct/Incorrect (✓✗)	15.1%	43.0%	17.9%	13.0%	37.3%	8.4%
Incorrect (✗)	34.6%	17.6%	25.8%	19.8%	11.8%	21.1%
Double Incorrect (✗✗)	9.1%	15.1%	8.1%	3.0%	0.5%	1.4%

Notes: This table reports (a) Welfare analysis centred around physicians’ payoff, patients’ benefits, and societal welfare, and (b) Physicians’ choice statistics with respect to incentive scheme treatments (FLAT, PROG, REG) before and after AI advice.

Taken together, the REG treatment maximizes patients’ payoffs (except when $C = 0$), physicians’ payoffs, and social welfare, particularly when augmented by AI assistance. The robust performance of the REG scheme across different scenarios of B and C values suggests that it may be a preferred approach in various contexts, offering a balance that optimizes welfare while accounting for the complexities of medical decision-making.

□

3.5 Further analysis: AI adoption and individual heterogeneity

Result 5 (Determinants of AI-adoption). *Participants with higher scores in algorithm trust are more likely to adopt AI advice. Conversely, participants with higher confidence, higher ability, or those more senior in medical school are less likely to follow AI advice, ceteris paribus.*

Support. Support for this result is provided by Table 7. Previous results demonstrated the substantial effect of AI on reducing overuse and improving accuracy. Here, we delve into the behavioral question of who is more likely to adopt AI advice in their decision-making. We explore treatment differences and individual heterogeneities in AI adoption.

Table 7 shows that AI adoption is marginally higher in the PROG treatment using the main measures due to higher levels of affirmations (e.g., initial choice-AI advice-second choice follows A-A-A). However,

the treatment differences disappear when we use the adjusted measure of AI adoption, which omits the affirmation of the adoption of AI.

Table 7: Determinants of AI adoption: Random effect models

Dep Var: AI adoption	(1) Main	(2) Main	(3) Main	(4) Adjust	(5) Adjust	(6) Adjust
PROG (<i>Baseline: FLAT</i>)	0.024* (0.012)	0.026** (0.012)	0.032*** (0.011)	-0.012 (0.052)	0.029 (0.043)	0.046 (0.039)
REG	0.015 (0.012)	0.016 (0.012)	0.012 (0.014)	-0.008 (0.044)	0.017 (0.037)	-0.019 (0.051)
Ability		-0.034 (0.024)	-0.031 (0.032)		-0.643*** (0.071)	-0.469*** (0.094)
Belief			-0.036 (0.035)			-0.229** (0.109)
Surgery (<i>Baseline: Internal Medicine</i>)			-0.036** (0.015)			-0.083* (0.044)
Grade			-0.005 (0.005)			-0.062*** (0.017)
AI trust			0.005 (0.011)			0.086** (0.035)
Control for other individual characteristics			✓			✓
Constant	0.952*** (0.010)	0.969*** (0.016)	0.990*** (0.074)	0.489*** (0.034)	0.810*** (0.043)	0.827*** (0.227)
Observations	2400	2400	2400	2400	2400	2400

Notes. This table reports the factors that influence AI adoption rate using random effect models. The unit of observation is at the individual-round level, totalling 120 subjects \times 20 rounds of observations. Robust standard errors are clustered at individual levels and are reported in parentheses. Model 3 & 5 control for other individual characteristics, including gender, age, risk attitudes, altruistic preferences, trust, cognitive ability (measured by the CRT & Raven tests, and other algorithm preferences (awareness, literacy and fairness perceptions)).

We observe notable individual heterogeneity in the tendency to adopt AI advice:¹⁰

- **Ability:** Measured by the accuracy rate in incentivized practice questions at the beginning of the experiment, ability is negatively correlated with adjusted measures of AI adoption (Models 5 and 6). This is consistent with existing literature indicating that experts exhibit higher algorithm aversion than laypeople (Kawaguchi, 2021).
- **Belief:** Measured by self-reported belief in the accuracy rate in practice questions, which can be seen as a measure of self-confidence, is also negatively related to AI adoption (Model 6). This aligns with the general finding that overconfidence is associated with greater algorithm aversion (Burton et al., 2020).

¹⁰We also have additional results regarding individual heterogeneity on the effect of AI on medical overuse propensity and accuracy rate, considering space and relevance, these results are reported in the Appendix (Result 6).

- **AI trust:** Measured by self-reported trust in AI in everyday life using post-survey questionnaires, AI trust is positively correlated with AI adoption (Model 6), suggesting that our AI trust measures are good indicators of preferences towards AI advice.
- **Grade:** We found that higher-grade medical students are less likely to adopt AI advice, controlling for ability and self-reported beliefs in accuracy (Model 6).

Most interestingly, we found that students who majored in Surgery, compared with internal medicine, were significantly less likely to change their choices after seeing AI advice in both main and adjusted measures of AI adoption (Model 3 & 5). We believe it is the first evidence of heterogeneity in algorithm appreciation propensity among medical specialities. Although these results should be further tested for their robustness and generalizability, we hypothesize that this may be due to the selection effect of the surgery speciality. Individuals who are more likely to trust their own intuition and practice rather than outsource information may be more inclined to choose a surgical discipline compared with Internal medicine.¹¹

□

4 Discussions and Conclusion

Our findings underscore that integrating AI significantly curbs medical overtreatment, achieving reductions of up to 62% under aligned incentive structures (REG). This phenomenon termed the *Synergistic AI Effect*, highlights the critical importance of incentive alignment in maximizing AI’s efficacy. In terms of quality, AI intervention not only reduced overtreatment but also enhanced diagnostic accuracy across all incentive schemes. The implementation of AI led to more precise medical prescriptions, particularly evident in the shift towards the “Optimal Treatment Adjustment” strategy in REG treatment, which optimized the quality of care without increasing overtreatment.

The study identifies two pivotal causes of overtreatment: monetary incentives and non-monetary factors such as defensive medicine and knowledge gaps. Our results indicate that around 43% of medical overuse is due to non-monetary incentives—participants exhibit overuse even if the extra choice is not rewarded (FLAT) or even negatively rewarded (REG). Conversely, monetary incentives account for 57% of total medical overuse in the PROG treatment, where overtreatment is financially incentivized.

Based on this dichotomy, we propose two potential interventions to curb medical overuse and improve healthcare quality: 1) Implement a pay-by-performance incentive scheme where overtreatment is penalized, such as the REG incentive schemes in our experiment, to align the interests of physicians and patients; 2) Introduce human-AI collaboration by incorporation AI advice in decision making. From a policy perspective, we show that the effects of these two interventions at ensuring healthcare quality can be comparable within existing incentive structures environment, such as pay-by-visit (FLAT) and pay-by-service (PROG), pointing to a promising avenue for integrating AI into the healthcare system.

Theoretically, our findings can be interpreted through the lens of principal-agent theory, where AI acts as a mechanism to align the interests of healthcare providers (agents) with those of patients and payers (principals) by reducing non-monetary incentives of overtreatment. The effectiveness of AI in reducing overtreatment could be modelled as a function of its ability to provide transparent, unbiased, and evidence-based recommendations, which counteract the misaligned incentives inherent in many healthcare systems.

¹¹For example, existing studies found that surgical residents tend to exhibit higher levels of assertiveness and decisiveness, traits associated with a lower likelihood of relying on external advice; In contrast, internal medicine residents, who typically engage in more collaborative and deliberative decision-making processes, may be more open to incorporating advice into their clinical judgments (Hussenoeder et al., 2021; Shanafelt et al., 2010). This evidence suggests that the disparity in AI advice adoption between surgery and internal medicine major students might stem from disparity in cognitive reasoning and judgements.

Conclusion. This study demonstrates how artificial intelligence (AI) can be pivotal in reducing medical overtreatment and enhancing diagnostic precision. Reflecting the quote at the beginning of this paper, Taleb advocates querying a doctor not just on general advice but on personal choices if placed in similar circumstances. Our research supports this through the results observed in the REG treatment, where AI’s impact was most profound when physician and patient interests were closely aligned – seeking optimal exact treatment, thus maximizing welfare.

Drawing from “Power and Prediction”, the introduction of AI in healthcare signifies a shift from conservative protocols towards a system driven by predictive analytics and tailored treatments (Agrawal et al., 2022). This evolution in healthcare suggests that AI’s role can extend beyond mere assistance to being a fundamental part of strategic health management, focusing on prevention and precision. Our study takes the first step in mimicking the results and consequences of AI-physician synergy in a harmless, risk-free environment.

Future research should extend these findings by exploring the long-term impact of AI across various healthcare systems while rigorously evaluating ethical dimensions to ensure that the integration of AI upholds principles of fairness and equity in patient care globally.

References

- Agrawal, A., Gans, J., & Goldfarb, A. (2022). *Power and prediction: The disruptive economics of artificial intelligence*. Harvard Business Press.
- Albarqouni, L., Palagama, S., Chai, J., Sivananthajothy, P., Pathirana, T., Bakhit, M., ... others (2023). Overuse of medications in low-and middle-income countries: a scoping review. *Bulletin of the World Health Organization*, 101(1), 36.
- Al Kuwaiti, A., Nazer, K., Al-Reedy, A., Al-Shehri, S., Al-Muhanna, A., Subbarayalu, A. V., ... Al-Muhanna, F. A. (2023). A review of the role of artificial intelligence in healthcare. *Journal of personalized medicine*, 13(6), 951.
- Almog, D., Gauriot, R., Page, L., & Martin, D. (2024). Ai oversight and human mistakes: Evidence from centre court. *arXiv preprint arXiv:2401.16754*.
- Bishop, T. F., Federman, A. D., & Keyhani, S. (2010). Physicians’ views on defensive medicine: a national survey. *Archives of internal medicine*, 170(12), 1081–1083.
- Blais, A.-R., & Weber, E. U. (2006). A domain-specific risk-taking (dospert) scale for adult populations. *Judgment and Decision making*, 1(1), 33–47.
- Brownlee, S., Chalkidou, K., Doust, J., Elshaug, A. G., Glasziou, P., Heath, I., ... others (2017). Evidence for overuse of medical services around the world. *The Lancet*, 390(10090), 156–168.
- Burton, J. W., Stein, M.-K., & Jensen, T. B. (2020). A systematic review of algorithm aversion in augmented decision making. *Journal of behavioral decision making*, 33(2), 220–239.
- Carpenter, P. A., Just, M. A., & Shell, P. (1990). What one intelligence test measures: a theoretical account of the processing in the raven progressive matrices test. *Psychological review*, 97(3), 404.
- Char, D. S., Shah, N. H., & Magnus, D. (2018). Implementing machine learning in health care—addressing ethical challenges. *The New England journal of medicine*, 378(11), 981.
- Chassin, M. R., Galvin, R. W., et al. (1998). The urgent need to improve health care quality: Institute of medicine national roundtable on health care quality. *Jama*, 280(11), 1000–

- Chen, D. L., Schonger, M., & Wickens, C. (2016). otree—an open-source platform for laboratory, online, and field experiments. *Journal of Behavioral and Experimental Finance*, *9*, 88–97.
- Chen, E., Prakash, S., Janapa Reddi, V., Kim, D., & Rajpurkar, P. (2023). A framework for integrating artificial intelligence for clinical care with continuous therapeutic monitoring. *Nature Biomedical Engineering*, 1–10.
- Clemens, J., & Gottlieb, J. D. (2014). Do physicians' financial incentives affect medical treatment and patient health? *American Economic Review*, *104*(4), 1320–1349.
- Davenport, T., & Kalakota, R. (2019). The potential for artificial intelligence in healthcare. *Future healthcare journal*, *6*(2), 94.
- Dietvorst, B. J., Simmons, J. P., & Massey, C. (2015). Algorithm aversion: people erroneously avoid algorithms after seeing them err. *Journal of Experimental Psychology: General*, *144*(1), 114.
- Einav, L., Finkelstein, A., & Mahoney, N. (2018). Provider incentives and healthcare costs: Evidence from long-term care hospitals. *Econometrica*, *86*(6), 2161–2219.
- Emanuel, E. J., & Wachter, R. M. (2019). Artificial intelligence in health care: will the value match the hype? *Jama*, *321*(23), 2281–2282.
- Ettner, S. L., Schoenbaum, M., & Williams, J. A. (2012). The role of economic incentives in improving the quality of mental health care. In *The elgar companion to health economics, second edition*. Edward Elgar Publishing.
- Fainman, E. Z., & Kucukyazici, B. (2020). Design of financial incentives and payment schemes in healthcare systems: A review. *Socio-Economic Planning Sciences*, *72*, 100901.
- Falk, A., Becker, A., Dohmen, T., Enke, B., Huffman, D., & Sunde, U. (2018). Global evidence on economic preferences. *The quarterly journal of economics*, *133*(4), 1645–1692.
- Fitch, K., Bernstein, S. J., Aguilar, M. D., Burnand, B., LaCalle, J. R., Lazaro, P., . . . Kahan, J. P. (2000). *Rand/ucla appropriateness method user's manual*. RAND corporation Santa Monica, CA.
- Frederick, S. (2005). Cognitive reflection and decision making. *Journal of Economic perspectives*, *19*(4), 25–42.
- Glauser, W. (2020). *Ai in health care: Improving outcomes or threatening equity?* Can Med Assoc.
- Heider, A.-K., & Mang, H. (2020). Effects of monetary incentives in physician groups: a systematic review of reviews. *Applied Health Economics and Health Policy*, *18*, 655–667.
- Hussenoeder, F. S., Bodendieck, E., Jung, F., Conrad, I., & Riedel-Heller, S. G. (2021). Comparing burnout and work-life balance among specialists in internal medicine: the role of inpatient vs. outpatient workplace. *Journal of Occupational Medicine and Toxicology*, *16*, 1–5.
- Ibeneme, S., Karamagi, H., Muneene, D., Goswami, K., Chisaka, N., & Okeibunor, J. (2022). Strengthening health systems using innovative digital health technologies in africa. *Frontiers in Digital Health*, *4*, 854339.
- Iqbal, J. D., & Biller-Andorno, N. (2022). The regulatory gap in digital health and alternative pathways to bridge it. *Health Policy and Technology*, *11*(3), 100663.

- Jatoi, I., & Sah, S. (2019). Clinical practice guidelines and the overuse of health care services: need for reform. *Cmaj*, *191*(11), E297–E298.
- Jiang, F., Jiang, Y., Zhi, H., Dong, Y., Li, H., Ma, S., . . . Wang, Y. (2017). Artificial intelligence in healthcare: past, present and future. *Stroke and vascular neurology*, *2*(4).
- Kawaguchi, K. (2021). When will workers follow an algorithm? a field experiment with a retail business. *Management Science*, *67*(3), 1670–1695.
- Kelly, C. J., Karthikesalingam, A., Suleyman, M., Corrado, G., & King, D. (2019). Key challenges for delivering clinical impact with artificial intelligence. *BMC medicine*, *17*, 1–9.
- Korenstein, D., Falk, R., Howell, E. A., Bishop, T., & Keyhani, S. (2012). Overuse of health care services in the united states: an understudied problem. *Archives of internal medicine*, *172*(2), 171–178.
- Kovacs, R. J., Powell-Jackson, T., Kristensen, S. R., Singh, N., & Borghi, J. (2020). How are pay-for-performance schemes in healthcare designed in low-and middle-income countries? typology and systematic literature review. *BMC Health Services Research*, *20*, 1–14.
- Li, N., Zhou, H., Deng, W., Liu, J., Liu, F., & Mikel-Hong, K. (2024). When advanced ai isn't enough: Human factors as drivers of success in generative ai-human collaborations. *Available at SSRN 4738829*.
- Lopez, C., Sautmann, A., & Schaner, S. (2018). *The contribution of patients and providers to the overuse of prescription drugs* (Tech. Rep.). National Bureau of Economic Research.
- Lu, F. (2014). Insurance coverage and agency problems in doctor prescriptions: evidence from a field experiment in china. *Journal of Development Economics*, *106*, 156–167.
- McDonald, R., Harrison, S., Checkland, K., Campbell, S. M., & Roland, M. (2007). Impact of financial incentives on clinical autonomy and internal motivation in primary care: ethnographic study. *Bmj*, *334*(7608), 1357.
- Meskó, B., Drobni, Z., Bényei, É., Gergely, B., & Gyórfy, Z. (2017). Digital health is a cultural transformation of traditional healthcare. *Mhealth*, *3*.
- Morgan, D. J., Brownlee, S., Leppin, A. L., Kressin, N., Dhruva, S. S., Levin, L., . . . others (2015). Setting a research agenda for medical overuse. *Bmj*, *351*.
- Morgan, D. J., Dhruva, S. S., Coon, E. R., Wright, S. M., & Korenstein, D. (2019). 2019 update on medical overuse: a review. *JAMA internal medicine*, *179*(11), 1568–1574.
- Müskens, J. L., Kool, R. B., van Dulmen, S. A., & Westert, G. P. (2022). Overuse of diagnostic testing in healthcare: a systematic review. *BMJ quality & safety*, *31*(1), 54–63.
- Niel, O., & Bastard, P. (2019). Artificial intelligence in nephrology: core concepts, clinical applications, and perspectives. *American Journal of Kidney Diseases*, *74*(6), 803–810.
- Obermeyer, Z., & Emanuel, E. J. (2016). Predicting the future—big data, machine learning, and clinical medicine. *The New England journal of medicine*, *375*(13), 1216.
- OpenAI. (2023). *Openai: An ai research and deployment company*. <https://www.openai.com>. (Accessed: 2024-04-29)
- Pauly, M. V., McGuire, T. G., & Barros, P. P. (2012). *Handbook of health economics* (Vol. 2). Elsevier.
- Petersen, L. A., Woodard, L. D., Urech, T., Daw, C., & Sookanan, S. (2006). Does pay-for-

- performance improve the quality of health care? *Annals of internal medicine*, 145(4), 265–272.
- Pine, M., Sonneborn, M., Schindler, J., Stanek, M., & Maeda, J. L. (2012). Harnessing the power of enhanced data for healthcare quality improvement: lessons from a minnesota hospital association pilot project. *Journal of Healthcare Management*, 57(6), 406–418.
- Price, D., Cooke, J., Singleton, S., & Feely, M. (1986). Doctors' unawareness of the drugs their patients are taking: a major cause of overprescribing? *Br Med J (clin res ed)*, 292(6513), 99–100.
- Recht, M. P., Dewey, M., Dreyer, K., Langlotz, C., Niessen, W., Prainsack, B., & Smith, J. J. (2020). Integrating artificial intelligence into the clinical practice of radiology: challenges and recommendations. *European radiology*, 30, 3576–3584.
- Scott, A., & Farrar, S. (2002). Incentives in health care. *Advances in health economics*, 77–98.
- Segal, J. B., Sen, A. P., Glanzberg-Krainin, E., & Hutfless, S. (2022). Factors associated with overuse of health care within us health systems: a cross-sectional analysis of medicare beneficiaries from 2016 to 2018. In *Jama health forum* (Vol. 3, pp. e214543–e214543).
- Shanafelt, T. D., Balch, C. M., Bechamps, G., Russell, T., Dyrbye, L., Satele, D., . . . Freischlag, J. (2010). Burnout and medical errors among american surgeons. *Annals of surgery*, 251(6), 995–1000.
- Sheikh, A., Anderson, M., Albala, S., Casadei, B., Franklin, B. D., Richards, M., . . . Mossialos, E. (2021). Health information technology and digital innovation for national learning health and care systems. *The Lancet Digital Health*, 3(6), e383–e396.
- Summerton, N. (1995). Positive and negative factors in defensive medicine: a questionnaire study of general practitioners. *Bmj*, 310(6971), 27–29.
- Sung, J. J. (2024). Artificial intelligence and the future of medicine. In *Artificial intelligence in medicine* (pp. 1–12). Elsevier.
- Taleb, N. N. (2014). *Antifragile: Things that gain from disorder* (Vol. 3). Random House Trade Paperbacks.
- Topol, E. J. (2019). High-performance medicine: the convergence of human and artificial intelligence. *Nature medicine*, 25(1), 44–56.
- Tung, M., Sharma, R., Hinson, J. S., Nothelle, S., Pannikottu, J., & Segal, J. B. (2018). Factors associated with imaging overuse in the emergency department: a systematic review. *The American journal of emergency medicine*, 36(2), 301–309.
- Van Herck, P., De Smedt, D., Annemans, L., Remmen, R., Rosenthal, M. B., & Sermeus, W. (2010). Systematic review: effects, design choices, and context of pay-for-performance in health care. *BMC health services research*, 10, 1–13.
- Vlaev, I., King, D., Darzi, A., & Dolan, P. (2019). Changing health behaviors using financial incentives: a review from behavioral economics. *BMC public health*, 19, 1–9.
- Wang, F., & Preininger, A. (2019). Ai in health: state of the art, challenges, and future directions. *Yearbook of medical informatics*, 28(01), 016–026.
- Wennberg, J. E., Fisher, E. S., & Skinner, J. S. (2002). Geography and the debate over medicare reform: A reform proposal that addresses some underlying causes of medicare funding woes: geographic variation and lack of incentive for efficient medical practices.

Health affairs, 21(Suppl1), W96–W112.

Xi, X., Wang, E., Lu, Q., Chen, P., Wo, T., & Tang, K. (2019). Does an economic incentive affect provider behavior? evidence from a field experiment on different payment mechanisms. *Journal of medical economics*, 22(1), 35–44.

A Additional tables and figure

A.1 Balance test across treatments

We first report the balance tests across treatment groups among demographic variables and responses from the post-experimental questionnaires. Table A1 reports the mean and p -values from Fisher’s exact tests, examining the equality of distributions across three treatment groups. Despite a marginally higher (less than one year difference) age and grade in REG treatment and a lower CRT scale, comparisons in all other categories are not statistically significant. The overall test of significance across all variables yields $F = 6.12$.

Table A1: Randomization balance checks

Individual characteristics	Flat	Prog	Reg	Total	p -value
Ability	5.00	5.70	5.38	5.36	0.743
Female(%)	67.50	52.50	57.50	59.17	0.430
Age	20.68	20.80	21.30	20.93	0.000
Grade	3.35	3.58	4.40	3.78	0.000
Altruism	2.66	2.484	2.55	2.57	0.312
Trust	3.55	3.68	3.98	3.73	0.413
CRT	3.58	3.55	2.03	3.05	0.000
Raven	5.15	5.45	5.5	5.367	0.017
Risk	3.20	3.16	3.26	3.21	0.962
AI Trust	3.77	3.65	3.76	3.72	0.175
Fairness	3.15	3.03	3.21	3.13	0.657
Literacy	3.48	3.50	3.5	3.49	0.997
Awareness	3.97	3.96	3.98	3.97	0.472
Surgery(%)	20.00	20.00	15.00	18.33	0.347

Notes: This table reports the average values of individual characteristic variables across treatments. p -values are from the Fisher’s exact test, treating each individual as an independent observation. With the exception of a few variables about Age, Grade, CRT, Raven, there were no significant differences in the distribution of individual characteristics between treatments. For an overall test of balance across the 14 variables, F -statistic=6.12.

A.2 AI adoption rate by treatment

Table A2: AI-adoption Summary Statistics

	Mean (%)	SD
<i>Panel A. Flat Treatment</i>		
Main	95.2	0.213
Adjusted	48.9	0.500
<i>Panel B. Progressive Treatment</i>		
Main	97.62	0.152
Adjusted	47.3	0.500
<i>Panel C. Regressive Treatment</i>		
Main	96.8	0.177
Adjusted	48.1	0.500

Notes: This table reports summary statistics for AI adoption across treatments. The columns labeled “Main” and “Adjusted” refer to different AI adoption metrics defined in Table 2.

A.3 Individual heterogeneity in the effect of AI on medical overuse and accuracy

Result 6 (Individual heterogeneity). *The enhancement effect of AI on accuracy rate in the medical prescription task is more pronounced for junior than senior medical students; similarly, the enhancement effect of AI is more pronounced among low-ability than high-ability medical students.*

Support. Support for this result can be seen in Figure A1. Figure A1 plots the coefficient and 95% confidence interval of “PostAI” from random effect panel data models with participants’ average accuracy rate as the dependent variable for each corresponding subsample: Confidence is measured by the difference in ‘belief’ and ‘actual’ performance in the 10 practice questions, with a higher belief than actual performance defined as overconfidence, and equal or lower belief defined as moderate (51%); Medical students higher than the fourth year are defined as ‘Senior’ (48%), others are defined as ‘Junior’; Ability is measured by the accuracy rate in the practice questions, participants ranked in the upper half are defined as the high ability, the lower half is defined as low ability (50%); Finally 59% of the participants were female, the rest are male.

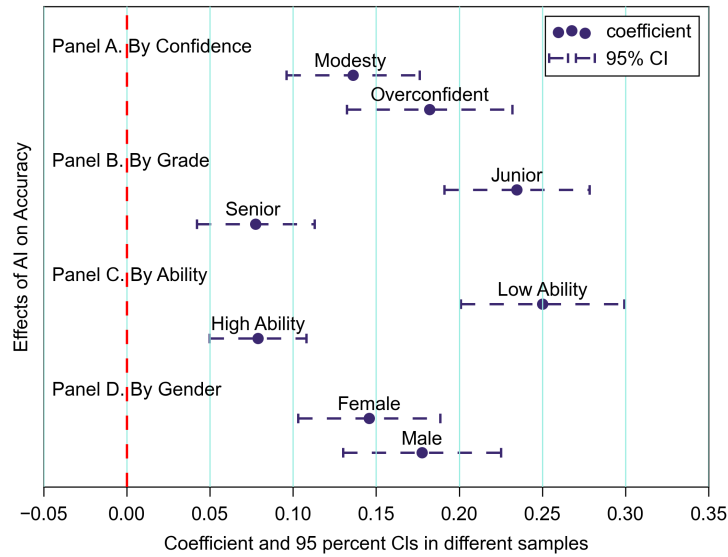


Figure A1: Individual heterogeneity in the effect of AI on accuracy

It can be seen from the figure that, across all subgroups, the coefficient of PostAI is statistically significantly higher than 0, indicating a consistent positive effect of AI on the accuracy rate. Intriguingly, we found the enhancement effects are more pronounced for vulnerable groups who either have a lower ability based on the practice questions ($p < 0.01$), or are at a lower grade (junior) at the medical school education ($p < 0.01$). This result aligns with another field study, which reported that the effect of ChatGPT on productivity improvement is most pronounced among low-skill workers (Li et al., 2024).

Notably, we also examined the individual heterogeneity on the effect of AI on overtreatment using a similar comparison but with individual average rates of overtreatment as the dependent variable (Figure A2). However, we do not detect any significant disparity across any subgroup comparisons. We conclude that the effect of AI on overtreatment is consistent and homogeneous across all demographic groups.¹²

□

¹²AI trust in Figure A2 is measured by participants answers in the post-experimental questionnaires (*Questionnaire 5: Algorithm fairness and trust*, available in the Appendix). We define participants who ranked in the upper half as ‘AI Trust’, and the lower half as ‘No AI Trust’.

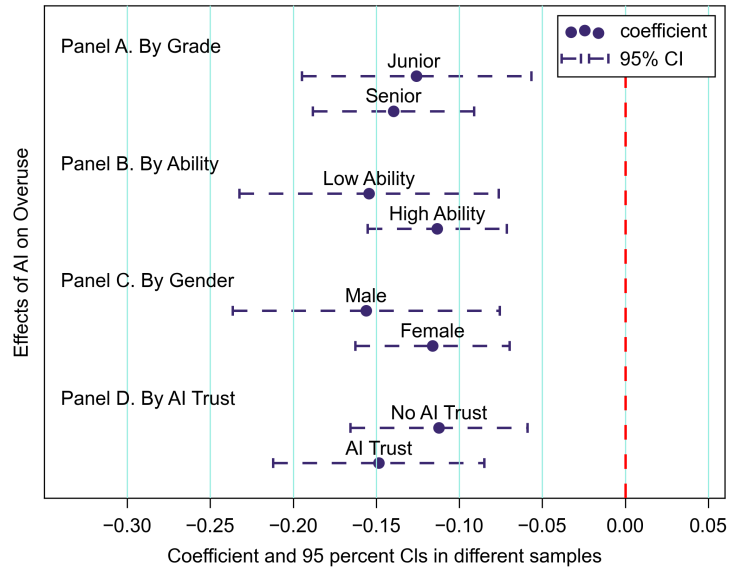


Figure A2: Individual heterogeneity in the effect of AI on overuse

A.4 Additional tables for welfare analysis

Table A3: Calculation method of Physicians' and Patients' payoff

	Physicians' payoff			Patients' payoffs
	FLAT	PROG	REG	
<i>B=4 C=2</i>				
Single choice, Correct (✓)	3	2	6	8
Double choice, Correct/Incorrect (✓✗)	3	4	4.5	6
Single choice, Incorrect (✗)	3	2	1.5	2
Double choice, Double Incorrect (✗✗)	3	4	0	0
<i>B=2 C=4</i>				
Single choice, Correct (✓)	0.75	0.5	4.5	6
Double choice, Correct/Incorrect (✓✗)	0.75	1	1.5	2
Single choice, Incorrect (✗)	0.75	0.5	1.5	0
Double choice, Double Incorrect (✗✗)	0.75	1	-3	-4
<i>B=4 C=4</i>				
Single choice, Correct (✓)	1.5	1	6	8
Double choice, Correct/Incorrect (✓✗)	1.5	2	3	4
Single choice, Incorrect (✗)	1.5	1	0	0
Double choice, Double Incorrect (✗✗)	1.5	2	-3	-4
<i>B=4 C=0</i>				
Single choice, Correct (✓)	4.5	3	6	8
Double choice, Correct/Incorrect (✓✗)	4.5	6	6	8
Single choice, Incorrect (✗)	4.5	3	3	4
Double choice, Double Incorrect (✗✗)	4.5	6	3	4

Notes. This table outlines the derivation of physicians' and patients' payoffs under varying cost and benefit scenarios. The methodology is grounded in three guiding principles: (1) Patients' payoffs are directly derived from the respective B and C values, representing benefits and costs. (2) The physicians' payoff in the REG treatment is calculated as a linear function of the corresponding patients' payoffs, maintaining a ratio of 3:4 (Physician to Patient). (3) In the FLAT and PROG treatments, the physicians' payoffs are structured to match the average payoff observed in the REG treatment, adhering to incentive structures that are either constant or increasing with the number of medicine choices selected.

B Experimental Instructions

Instructions

Welcome to the Wuhan University Medical Decision Making Experiment. Thank you for your support! This experiment simulates a real doctor-patient consultation scenario. The patient's basic information and disease introductions are selected from the "National Qualifying Examination for Medical Practitioners" real question bank. Before the experiment begins, you will choose your preferred specialty or department based on your expertise or interest and then enter the diagnosis and treatment environment, waiting for the formal experiment to start.

This experiment consists of three parts:

- Experimental Task 1: This part consists of 10 questions, with only 1 option per question.
- Experimental Task 2: This part consists of 20 questions where you can choose 1 or 2 options (multiple choice).
- Experimental Task 3: This part consists of 5 questionnaires.

Experimental Task 1: Single Choice Questions

Task 1 includes a total of 10 single-selected questions, each with only **one** correct answer. After answering the 10 questions, you will be prompted to fill in the number of questions you believe you have answered correctly.

Questionnaire

In your opinion, how many questions did you answer correctly in the first part of the experiment?

If you guessed the number of questions you got right, you will receive 3 yuan in bonus earnings.

You think the number of correctly answered questions is(please answer the number from 0 to 10):

Experimental Task 1 earnings

For each correctly answered question out of the 10 single-selected questions, you will receive one yuan. Additionally, if your belief about the number of correct answers matches your actual performance, you will receive an extra 3 yuan reward.

Instructions (Experimental Task 2)

Experimental Task 2: Medical Prescription Task

The second part consists of 20 questions, each with only one correct answer, but you can choose between 1 or 2 options depending on the patient's condition. You will be given two opportunities to make a choice, labeled as the first choice and the second choice.

Experimental steps

- First choice: Based on the patient's basic conditions, you can choose 1 option or 2 options.

- **AI-Assisted Diagnosis and Treatment Suggestions:** The system will provide you with artificial intelligence (AI) suggestions for diagnosis and treatment. The AI-assisted diagnosis and treatment suggestions introduced in this experiment are based on the ChatGPT-4.0 model developed by OpenAI. After fully studying the medical knowledge graph and database, we will use this question bank to The analysis suggestions given are not analysis of the answers to the real questions. Its average accuracy rate in different professional departments reaches 73.93%.
- **Second choice:** You will make a second choice based on the AI suggestions, again choosing 1 option or 2 options.

After the experiment, we will announce whether your payment will be based on the first or second choice, so please take each choice seriously.

Experimental Task 2 earnings

For FLaT treatment

- **Doctors' Income:** In this experiment, you will receive 3 yuan for each question completed, regardless of whether the answer is correct or incorrect.
- **Patients' Benefits:** We will make a charitable donation to the Tencent Charity "Love Angel" program for children with leukemia and tumors based on the patient proceeds from your choices. If you choose one option and answer correctly, your patient will receive 8 yuan; if you answer incorrectly, your patient will receive 2 yuan; if you choose two options and answer correctly to one of them, your patient will receive 6 yuan; if you answer incorrectly to both options, your patient will receive 0 yuan.

The income matrix is as follows:

Choice	Physicians' payoff	Patients' payoffs
Single choice ,Correct (✓)	3 yuan	8 yuan
Double choice,Correct/Incorrect (✓X)	3 yuan	6 yuan
Single choice ,Incorrect (X)	3 yuan	2 yuan
Double choice,Double Incorrect (XX)	3 yuan	0 yuan

For PROG treatment

- **Doctors' Income:** In this experiment, you will receive 2 yuan for each option chosen, whether it is correct or incorrect.
- **Patients' Benefits:** We will make a charitable donation to the Tencent Charity "Love Angel" program for children with leukemia and tumors based on the patient proceeds from your choices. If you choose one option and answer correctly, your patient will receive 8 yuan; if you answer incorrectly, your patient will receive 2 yuan; if you choose two options and answer correctly to one of them, your patient will receive 6 yuan; if you answer incorrectly to both options, your patient will receive 0 yuan.

The income matrix is as follows:

Choice	Physicians' payoff	Patients' payoffs
Single choice ,Correct (✓)	2 yuan	8 yuan
Double choice,Correct/Incorrect (✓X)	4 yuan	6 yuan
Single choice ,Incorrect (X)	2 yuan	2 yuan
Double choice,Double Incorrect (XX)	4 yuan	0 yuan

For REG treatment

- **Doctors' Income:** In this experiment, if you choose one option and answer correctly, you will receive 6 yuan. If incorrect, you will receive 1.50 yuan. If you choose two options and one is correct, you will receive 4.50 yuan. If both are incorrect, you will receive 0 yuan.
- **Patients' Benefits:** We will make a charitable donation to the Tencent Charity "Love Angel" program for children with leukemia and tumors based on the patient proceeds from your choices. If you choose one option and answer correctly, your patient will receive 8 yuan, if you answer incorrectly, your patient will receive 2 yuan; if you choose two options and answer correctly to one of them, your patient will receive 6 yuan, if you answer incorrectly to both options, your patient will receive 0 yuan.

The income matrix is as follows:

Choice	Physicians' payoff	Patients' payoffs
Single choice ,Correct (✓)	6 yuan	8 yuan
Double choice,Correct/Incorrect (✓X)	4.5 yuan	6 yuan
Single choice ,Incorrect (X)	1.5 yuan	2 yuan
Double choice,Double Incorrect (XX)	0 yuan	0 yuan

At the end of the experiment, please leave your email address and we will send you the charitable donation certificate for this experiment.

Instructions (Experimental Task 3)

Questionnaire 1

1. What is your gender?
 - Male
 - Female
2. What is your age range?
 - 18-20 years old
 - 21-23 years old
 - 24-26 years old
 - 27-29 years old
 - Over 30 years old
3. What is the duration of your education?
 - 2 years or less
 - 3 years
 - 4 years
 - 5 years
 - More than 5 years
4. What is your level of education?
 - Secondary Specialized
 - Associate Degree
 - Bachelor's Degree

- Master's Degree
 - Doctorate
5. Are you willing to invest 20% of your annual income in a moderately growing diversified fund?
- Extremely unlikely
 - Unlikely
 - Neutral
 - Likely
 - Extremely likely
6. Are you willing to invest 10% of your annual income in highly speculative stocks?
- Extremely unlikely
 - Unlikely
 - Neutral
 - Likely
 - Extremely likely
7. Are you willing to participate in skydiving activities?
- Extremely unlikely
 - Unlikely
 - Neutral
 - Likely
 - Extremely likely
8. Overall, I am a person who is willing to take risks.
- Extremely unlikely
 - Unlikely
 - Neutral
 - Likely
 - Extremely likely
9. If you unexpectedly received 1000 yuan today, how much would you donate to charitable causes?
10. How willing are you to donate to public welfare causes without expecting anything in return?
- Extremely unlikely
 - Unlikely
 - Neutral
 - Likely
 - Extremely likely
11. I believe people are generally well-intentioned.
- Extremely unlikely
 - Unlikely
 - Neutral
 - Likely
 - Extremely likely

Questionnaire 2: Raven test

This test task contains 6 figures as shown below example, each figure consists of 3x3 different patterns, where the last pattern is blank. Each row/column of these patterns is arranged according to certain rules. Your task is to find the best pattern to fill in the blanks. You have a total of 5 minutes to complete this part of the test. For every correct answer, you will get an extra 1 yuan.

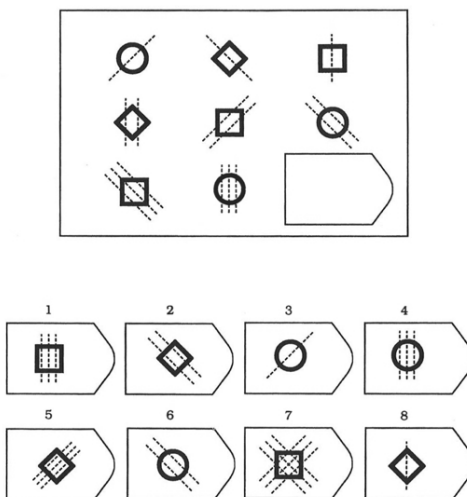


Figure A3: An example of a Raven task test


Questionnaire 3: CRT test

Please answer the following four questions. You have a total of 3 minutes to complete this part of the test. You will receive an additional 1 yuan bonus for each correct answer of these questions.

1. A pair of tennis rackets and a ball together cost 1.10, and the racket is 1 more expensive than the ball. What is the price of the ball in dollars?
2. If 5 machines can produce 5 parts in 5 minutes, how many minutes would it take for 100 machines to produce 100 parts?
3. A barrel of pure water would be finished by Xiao Ming in 6 days and by Xiao Hong in 12 days. If Xiao Ming and Xiao Hong become roommates and drink from the same barrel, how many days would it take for them to finish the water?
4. As shown in the figure below (which is not provided here), there are four cards (A, B, C, D) on the table. Each card has a number on the front and a color on the back. Now, Xiao Ming has made the following conjecture: If the front of a card is an even number, then its back is blue. Assuming you can look at these cards, which cards must you turn over to verify whether Xiao Ming's conjecture is correct?

Questionnaire 4: Algorithm literacy and awareness

Below are some descriptions related to the field of artificial intelligence. For each statement, please select according to your thoughts.



1. Are you aware of the current state of development in artificial intelligence (AI)?
 Completely Unaware Not Very Aware Somewhat Aware Aware Very Aware
2. Are you aware of the potential use of AI algorithms in medical decision-making?
 Completely Unaware Not Very Aware Somewhat Aware Aware Very Aware
3. Do you think AI algorithms will have what kind of impact on the future development of the medical industry?
 Very Negative Impact Negative Impact No Impact Positive Impact Very Positive Impact
4. Are you aware of the basic principles of machine learning?
 Completely Unaware Not Very Aware Somewhat Aware Aware Very Aware
5. Do you believe that a critical thinking approach should be maintained when using AI algorithms?
 Strongly Disagree Disagree Neutral Agree Strongly Agree

Below are some relevant descriptions of AI for the healthcare field, for each of the following statements, please choose as you see fit.

1. How useful do you think AI algorithms are in medical decision making?
 Almost no effect Limited role Somewhat useful Very useful
2. How useful do you think AI algorithms are in assisting physicians' treatment systems?
 Almost no effect Limited role Somewhat useful Very useful
3. How useful do you think AI algorithms are in healthcare data analysis?
 Almost no effect Limited role Somewhat useful Very useful
4. Have you ever questioned or validated the results of AI algorithms in healthcare decision-making?
 Not at all Only once A few times Regularly
5. Would you be willing to receive specialized training on the use of AI in healthcare?
 Totally unwilling Not very willing Willing Very willing

Questionnaire 5: Algorithm fairness and trust

1. Which AI big language model have you used?
 ChatGPT
 Gemini
 Wen Xin Yi Yan
 Kimi chat

- Sora
- Dall.E3
- Other
- Don't know

If you selected "Other", please enter your answer below.

2. How often do you use the Big Language Model?

- Every day 3 times a week Once every six months Never

3. Below are two different perspectives on AI for healthcare, for each of the following statements, please choose as you see fit. Whichever side of the argument you agree with, select the scale point that is close to that argument. (There are five points on the scale, and the meanings from left to right are "Strongly Agree With Viewpoint A", "Somewhat Agree With Viewpoint A", "Neutral", "Strongly Agree with Viewpoint B", "Strongly Agree with Viewpoint B").

(1)View A : AI technology has made it more difficult for patients in low-income or remote areas to access quality healthcare.

View B : AI technology makes it more likely that patients in low-income or remote areas will have access to high-quality healthcare.

Strongly Agree With A ○—○—○—○—○ Strongly Agree With B

(2)View A : AI technology has a significant impact on healthcare access equity.

View B : AI technology did not have any significant impact on equity of access to healthcare.

Strongly Agree With A ○—○—○—○—○ Strongly Agree With B

(3)View A : AI technology makes resources tend to be allocated to patients or providers who can pay higher fees.

View B : AI technology has led to a more even distribution of resources.

Strongly Agree With A ○—○—○—○—○ Strongly Agree With B

(4)View A : The use of AI technology may exacerbate inequalities in research and development of effective treatments for certain diseases.

View B : AI technology has made it possible for rare diseases to be more fully researched as well.

Strongly Agree With A ○—○—○—○—○ Strongly Agree With B

(5)View A : AI technology may cause physicians to become overly reliant on technology at the expense of direct patient interaction.

View B : AI technology may increase patient trust in healthcare because it provides more accurate medical information.

Strongly Agree With A ○—○—○—○—○ Strongly Agree With B

(6)View A : AI provides inaccurate results.

View B : AI provides accurate results.

Strongly Agree With A ○—○—○—○—○ Strongly Agree With B

(7)View A : AI provides results that are not easily applied to common problems.

View B : AI provides enough results to apply to common problems.

Strongly Agree With A ○—○—○—○—○ Strongly Agree With B

(8)View A : If hospitals introduce AI-assisted medical technology, I'm not so sure about using AI for assisted diagnosis and treatment.

View B : If the hospital introduces AI-assisted healthcare technology, I will combine it with a big model to assist in the consultation.

Strongly Agree With A Strongly Agree With B

(9)View A : Using the Large Language Model will not improve the accuracy of a doctor's diagnosis.

View B : Using the Large Language Model can improve the accuracy of a doctor's diagnosis.

Strongly Agree With A Strongly Agree With B

(10)View A : AI algorithms have a very negative impact on the future of the healthcare industry.

View B : AI algorithms have a very positive impact on the future of the healthcare industry.

Strongly Agree With A Strongly Agree With B

B.1 Screenshots

Questionnaire

1. Below are some descriptions related to the field of artificial intelligence. For each statement, please select according to your thoughts.

Options	
Are you aware of the current state of development in artificial intelligence (AI)?	<input type="radio"/> Completely Unaware <input type="radio"/> Not Very Aware <input type="radio"/> Somewhat Aware <input type="radio"/> Aware <input type="radio"/> Very Aware
Are you aware of the potential use of AI algorithms in medical decision-making?	<input type="radio"/> Completely Unaware <input type="radio"/> Not Very Aware <input type="radio"/> Somewhat Aware <input type="radio"/> Aware <input type="radio"/> Very Aware
Do you think AI algorithms will have what kind of impact on the future development of the medical industry?	<input type="radio"/> Very Negative Impact <input type="radio"/> Negative Impact <input type="radio"/> No Impact <input type="radio"/> Positive Impact <input type="radio"/> Very Positive Impact
Are you aware of the basic principles of machine learning?	<input type="radio"/> Completely Unaware <input type="radio"/> Not Very Aware <input type="radio"/> Somewhat Aware <input type="radio"/> Aware <input type="radio"/> Very Aware
Do you believe that a critical thinking approach should be maintained when using AI algorithms?	<input type="radio"/> Strongly Disagree <input type="radio"/> Disagree <input type="radio"/> Neutral <input type="radio"/> Agree <input type="radio"/> Strongly Agree

2. Below are some relevant descriptions of AI for the healthcare field, for each of the following statements, please choose as you see fit.

Options	
How useful do you think AI algorithms are in medical decision making?	<input type="radio"/> Almost no effect <input type="radio"/> Limited role <input type="radio"/> Somewhat useful <input type="radio"/> Very useful
How useful do you think AI algorithms are in assisting physicians' treatment systems?	<input type="radio"/> Almost no effect <input type="radio"/> Limited role <input type="radio"/> Somewhat useful <input type="radio"/> Very useful
How useful do you think AI algorithms are in healthcare data analysis?	<input type="radio"/> Almost no effect <input type="radio"/> Limited role <input type="radio"/> Somewhat useful <input type="radio"/> Very useful
Have you ever questioned or validated the results of AI algorithms in healthcare decision-making?	<input type="radio"/> Not at all <input type="radio"/> Only once <input type="radio"/> A few times <input type="radio"/> Regularly
Would you be willing to receive specialized training on the use of AI in healthcare?	<input type="radio"/> Totally unwilling <input type="radio"/> Not very willing <input type="radio"/> Willing <input type="radio"/> Very willing

Next

Questionnaire

1. Which AI big language model have you used?(Multiple choice)

- ChatGPT
- Gemini
- Wen Xin Yi Yan
- Kimi Chat
- Sora
- Dall-E3
- Other
- Don't know

If you selected "Other", please enter your answer below.

2. How often do you use the Big Language Model?

- Every day 3 times a week Once every half month Occasionally Never

3. Below are two different perspectives on AI for healthcare, for each of the following statements, please choose as you see fit. Whichever side of the argument you agree with, select the scale point that is close to that argument.

(There are five points on the scale, and the meanings from left to right are "Strongly Agree With View A", "Somewhat Agree With View A", "Neutral", "Strongly Agree with Viewpoint B", "Strongly Agree with Viewpoint B").

Viewpoint A	Agree A ➔ Neutral ➔ Agree B					Viewpoint B
AI technology has made it more difficult for patients in low-income or remote areas to access quality healthcare.	<input type="radio"/>	<input type="radio"/>	<input type="radio"/>	<input type="radio"/>	<input type="radio"/>	AI technology makes it more likely that patients in low-income or remote areas will have access to high-quality healthcare.
AI technology has a significant impact on healthcare access equity.	<input type="radio"/>	<input type="radio"/>	<input type="radio"/>	<input type="radio"/>	<input type="radio"/>	AI technology did not have any significant impact on equity of access to healthcare.
AI technology makes resources tend to be allocated to patients or providers who can pay higher fees.	<input type="radio"/>	<input type="radio"/>	<input type="radio"/>	<input type="radio"/>	<input type="radio"/>	AI technology has led to a more even distribution of resources.
The use of AI technology may exacerbate inequalities in research and development of effective treatments for certain diseases.	<input type="radio"/>	<input type="radio"/>	<input type="radio"/>	<input type="radio"/>	<input type="radio"/>	AI technology has made it possible for rare diseases to be more fully researched as well.
AI technology may cause physicians to become overly reliant on technology at the expense of direct patient interaction.	<input type="radio"/>	<input type="radio"/>	<input type="radio"/>	<input type="radio"/>	<input type="radio"/>	AI technology may increase patient trust in healthcare because it provides more accurate medical information.
AI provides inaccurate results.	<input type="radio"/>	<input type="radio"/>	<input type="radio"/>	<input type="radio"/>	<input type="radio"/>	AI provides accurate results.
AI provides results that are not easily applied to everyday problems.	<input type="radio"/>	<input type="radio"/>	<input type="radio"/>	<input type="radio"/>	<input type="radio"/>	AI provides enough results to apply to everyday problems.
If hospitals introduce AI-assisted medical technology, I'm not so sure about using AI for assisted diagnosis and treatment.	<input type="radio"/>	<input type="radio"/>	<input type="radio"/>	<input type="radio"/>	<input type="radio"/>	If the hospital introduces AI-assisted healthcare technology, I will combine it with a big model to assist in the consultation.
Using the Large Language Model will not improve the accuracy of a doctor's diagnosis.	<input type="radio"/>	<input type="radio"/>	<input type="radio"/>	<input type="radio"/>	<input type="radio"/>	Using the Large Language Model can improve the accuracy of a doctor's diagnosis.
AI algorithms have a very negative impact on the future of the healthcare industry.	<input type="radio"/>	<input type="radio"/>	<input type="radio"/>	<input type="radio"/>	<input type="radio"/>	AI algorithms have a very positive impact on the future of the healthcare industry.

Finish