

Rethinking Efficient and Effective Point-based Networks for Event Camera Classification and Regression: EventMamba

Hongwei Ren, Yue Zhou*, Jiadong Zhu*, Xiaopeng Lin*, Haotian Fu, Yulong Huang, Yuetong Fang, Fei Ma *Member, IEEE*, Hao Yu, *Senior Member, IEEE*, and Bojun Cheng, *Member, IEEE*

Abstract—Event cameras, drawing inspiration from biological systems, efficiently detect changes in ambient light with low latency and high dynamic range while consuming minimal power. The most current approach to processing Event Cloud often involves converting it into frame-based representations, which neglects the sparsity of events, loses fine-grained temporal information, and increases the computational burden. In contrast, Point Cloud is a popular representation for 3D processing and serves as an alternative method to address the limitations mentioned above. Nevertheless, previous point-based methods show an unsatisfactory performance compared to the frame-based method. In order to bridge the gap, we propose EventMamba, an efficient and effective framework based on Point Cloud representation that achieves competitive results even compared to the state-of-the-art (SOTA) frame-based method in both classification and regression tasks. This notable accomplishment is facilitated by our rethinking of the distinction between Event Cloud and Point Cloud, emphasizing effective temporal information extraction through optimized network structures. Specifically, EventMamba leverages temporal aggregation and State Space Model (SSM) based Mamba boasting enhanced temporal information extraction capabilities. Through a hierarchical structure, EventMamba is adept at abstracting local and global spatial features and implicit and explicit temporal features. By adhering to the lightweight design principle, EventMamba delivers impressive results with minimal computational resource utilization, demonstrating its efficiency and effectiveness. In the experiments, EventMamba exhibits SOTA point-based performance on five different scales of action recognition datasets and distinguishes itself on both Camera Pose Relocalization (CPR) and eye-tracking regression tasks, outperforming all frame-based methods.

Index Terms—Event Camera, Point Cloud Network, Spatio-temporal, Mamba, Classification and Regression.

1 INTRODUCTION

EVENT cameras present an attractive option for deploying lightweight networks capable of real-time applications. Unlike traditional cameras, which sample light intensity at fixed intervals, event pixels independently respond to in-situ gradient light intensity changes, indicating the corresponding point's movement in three-dimensional space [1]. This unique capability allows event cameras to capture sparse and asynchronous events that respond rapidly to changes in brightness. Event cameras demonstrate remarkable sensitivity to rapid light intensity changes, detecting log intensity in individual pixels and producing event outputs typically on the order of a million events per second (eps). In comparison, standard cameras can only capture 60 frames per second, underscoring the exceptional speed of event cameras [2]. Furthermore, the distinctive operating principle of event cameras grants them superior power efficiency, low latency, less redundant information, and high dynamic range. Consequently, event cameras have found diverse applications in high-speed target tracking, simultaneous localization and mapping (SLAM), as well as

in industrial automation.

Event Cloud is a data structure that encapsulates the coordinates, timestamps, and polarity of each event occurrence [3]. The temporal stream can discern fast behaviors with microsecond resolution [4]. Several studies have strived to augment and refine the problem of processing dynamic motion information from event cameras. Figure 2 (a) illustrates the frame-based method, which partitions the Event Cloud into small chunks and accumulates the events for each time interval onto the image plane [5]. The grayscale on the plane denotes the intensity of the event occurrence at that coordinate. However, the frame-based method disregards the fine-grained temporal information within a frame and may generate blurred images in fast-moving action scenarios. Moreover, this approach escalates the data density and computes even in event-free regions, forfeiting the sparse data benefits of an event-based camera. Consequently, the frame-based method is unsuitable for scenarios with fast-moving actions and cannot be implemented with limited computational resources.

In order to overcome the issues discussed above, alternative approaches, such as the point-based method have been proposed [6], [7], [8]. Point Cloud is a collection of 3D points (x, y, z) that represents the shape and surface of an object or environment and is often used in lidar and depth cameras [9]. Event Cloud is a collection of events (x, y, t, p) generated by event cameras, t represents timestamps and p is the polarity. By treating each event's temporal information

- Hongwei Ren, Yue Zhou, Jiadong Zhu, Haotian Fu, Yulong Huang, Xiaopeng Lin, Yuetong Fang, and Bojun Cheng are with the MICS Thrust at the Hong Kong University of Science and Technology (Guangzhou). (Corresponding author: Bojun Cheng.) * equal contribution.
- Fei Ma is in Guangdong Laboratory of Artificial Intelligence and Digital Economy (SZ).
- Hao Yu is with the School of Microelectronics at Southern University of Science and Technology.

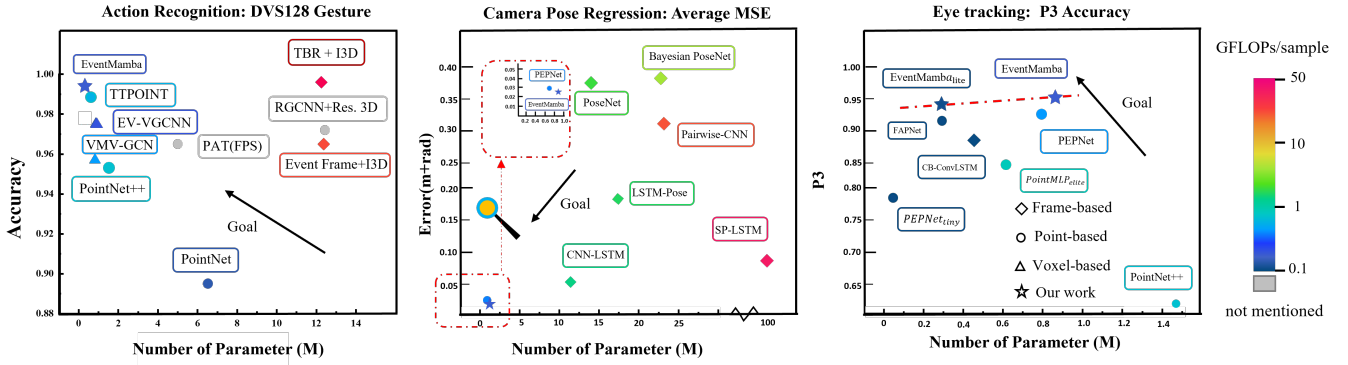


Fig. 1. The gain in three datasets is visualized. EventMamba achieves SOTA in the point-based method and maintains very high efficiency. The shapes illustrate the results corresponding to different data formats, with varying colors denoting Floating Point Operations Per Second (FLOPs).

as the third dimension, event inputs (x, y, t) can be regarded as points and aggregated into a pseudo-Point Cloud [6], [10], [11]. This method is well-suited for analyzing Event Cloud, which can then be directly fed into the Point Cloud network, as shown in Figure 2 (b). By doing so, the data format transformation process is greatly simplified, and the fine-grained temporal information and sparse property are preserved [6].

Nonetheless, contemporary point-based approaches still exhibit a discernible disparity in performance compared to frame-based approaches. Although the Event Cloud and the Point Cloud are identical in shape, the information they represent is inconsistent, as mentioned above. Merely transplanting the most advanced Point Cloud network proves insufficient in extracting Event Cloud features, as the permutation invariance and transformation invariance inherent in Point Cloud do not directly translate to the domain of Event Cloud [11]. Meanwhile, Event Cloud encapsulates a wealth of temporal information vital for event-based tasks. Consequently, addressing these distinctions necessitates the development of a tailored neural network module to effectively leverage the temporal features t within the Event Cloud. This requests not only implicit temporal features, wherein t and x, y are treated as the same representation, but also explicit temporal features, where t serves as the index of the features.

On the other hand, our primary goal is to democratize computer vision technology by making it accessible to a wider range of devices and applications. It is indeed accurate that the conventional frame-based method generally displays negligible processor power consumption. However, with the advent of DVS technology, the power consumption of sensors has been drastically reduced by 90%-95% [12], rendering it much lower than that of conventional ANN processors. As a result, decreasing the algorithm’s power consumption has the potential to significantly reduce overall power consumption and enable the deployment of numerous battery-powered or resource-constrained devices, such as mobile phones, drones, and IoT devices. To achieve this goal, we introduce a novel Point Cloud framework, named EventMamba, for event-based action recognition [7], CPR, and eye-tracking tasks, whose gains are shown in Figure 1. EventMamba is characterized by its lightweight parameterization and computational demands, making it ideal

for resource-constrained devices. It features preprocessing, a hierarchy structure, and a classifier or regressor. First, the Event Cloud is divided into many sliding windows. The classification task is sampled through the subwindows [7], while the regression task is straightforward in accumulating enough points for processing [8]. Then, the sampled points are fed into a hierarchy structure to abstract high-level features. The hierarchy structure comprises local spatial, global spatial, and explicit temporal extractors. The feature extractors are interconnected through temporal aggregation. Finally, the general Multi-Layer Perceptron (MLP) is used for classification and regression. The main contributions of our work are:

1. We directly process the raw data obtained from the event cameras, preserving the sparsity and fine-grained temporal information.
2. We strictly arrange the events in chronological order, which can satisfy the prerequisites to extract the temporal features absent in vanilla Point Cloud Network.
3. We employ temporal aggregation and Mamba modules to capture explicit temporal features during the hierarchy structure effectively.
4. We propose a lightweight framework with a generalization ability to handle different-size event-based classification and regression tasks.

2 RELATED WORKS

2.1 Frame-based Method

Frame-based methods have been extensively employed for event data processing. These methods convert events into a density map by integrating the number of events within a specific time interval, which can be visualized as a 2D image [13]. The image can be directly fed into traditional feature extraction techniques as shown in Figure 2 (a) for benchmarking purposes. The following will offer a comprehensive review of frame-based methods applied to three distinct tasks.

2.1.1 Action Recognition

Action recognition is a critical task with diverse applications in anomaly detection, entertainment, and security. Most event-based approaches often have borrowed from traditional camera-based approaches. The integration of the

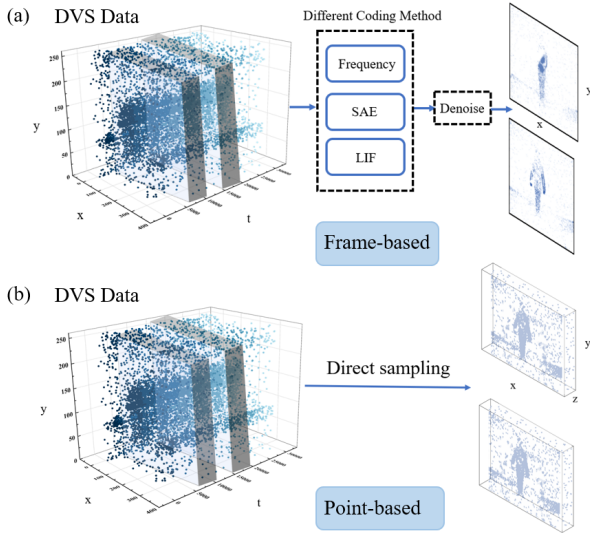


Fig. 2. There are two distinct approaches for managing Event Clouds: (a) frame-based methods and (b) point-based methods. Frame-based techniques involve the condensation of a temporal span of events into a grayscale image using techniques such as SAE, LIF, and others [18].

number of events within time intervals at each pixel to form a visual representation of a scene has been extensively studied, as documented in [13]. In cases where events repeatedly occur at the same spatial location, the resulting frame information is accumulated at the corresponding address, thus generating a grayscale representation of the temporal evolution of the scene. This concept is further explored in related literature, exemplified by the Event Spike Tensor (EST) [5] and the Event-LSTM framework [14], both of which demonstrate methods for converting sparse event data into a structured two-dimensional temporal-spatial representation, effectively creating a time-surface approach.

The resultant 2D grayscale images, encoding event intensity information, can be readily employed in traditional feature extraction techniques. Notably, Amir et al. [15] directly fed stacked frames into Convolutional Neural Networks (CNN), affirming the feasibility of this approach in hardware implementation. Bi et al. [16] introduced a framework that utilizes a Residual Graph Convolutional Neural Network (RG-CNN) to learn appearance-based features directly from graph representations, thus enabling an end-to-end learning framework for tasks related to appearance and action. Deng et al. [17] proposed a distillation learning framework, augmenting the feature extraction process for event data through the imposition of multiple layers of feature extraction constraints.

2.1.2 Camera Pose Relocalization

CPR task is an emerging application in power-constrained devices and has gained significant attention. It aims to train several scene-specific neural networks to accurately relocalize the camera pose within the original scene used for training. RGB-based CPR networks have been extensively studied [19]. PoseNet [20] introduced transfer learning by replacing the classifier of GoogLeNet [21] with a regressor specifically designed for absolute pose regression. Building upon this end-to-end concept, researchers have further

improved the PoseNet framework by integrating advanced backbone architectures like VGG [22] and ResNet [23]. Alternative strategies have also been explored, such as incorporating LSTM networks as a substitute for the localizer or meticulously designing customized loss functions [24], [25], [26]. Additionally, the Auxiliary Learning methods have significantly contributed to boosting the network’s performance [27], [28], [29]. However, this end-to-end structure often suffers from overfitting, which can adversely impact performance. Recently, hybrid approaches have emerged, combining learning-based techniques for local problems with traditional image retrieval or structure-based pipelines. DSAC series, for instance, achieve high pose estimation accuracy [30], [31], but come with increased computational costs and latency, especially for edge devices.

Event-based CPR methods often derive from the frame-based CPR network. SP-LSTM [32] employed the stacked spatial LSTM networks to process event images, facilitating a real-time pose estimator. To address the inherent noise in event images, Jin Yu et al. [33] proposed a network structure combining denoise networks, convolutional neural networks, and LSTM, achieving good performance under complex working conditions. In contrast to the aforementioned methods, a novel representation named Reversed Window Entropy Image (RWEI) [34] is introduced, which is based on the widely used event surface [35] and serves as the input to an attention-based DSAC* pipeline [30] to achieve SOTA results. However, the computationally demanding architecture involving representation transformation and hybrid pipeline poses challenges for real-time execution. Additionally, all existing methods ignore the fine-grained temporal feature of the event cameras, and accumulate events into frames for processing, resulting in unsatisfactory performance.

2.1.3 Eye-tracking

Event-based eye-tracking methods leverage the inherent attribution of event data to realize low-latency tracking. Ryan et al. [36] propose a fully convolutional recurrent YOLO architecture to detect and track faces and eyes. Stoffregen et al. [37] design Coded Differential Lighting method in corneal glint detection for eye tracking and gaze estimation. Angelopoulos et al. [38] propose a hybrid frame-event-based near-eye gaze tracking system, which can offer update rates beyond 10kHz tracking. Zhao et al. [39] also leverage the near-eye grayscale images with event data for a hybrid eye-tracking method. The U-Net architecture is utilized for eye segmentation and a post-process is designed for pupil tracking. Chen et al. [40] presents a sparse Change-Based Convolutional Long Short-Term Memory model to achieve high tracking speed in the synthetic event dataset.

In summary, frame-based methods have indeed showcased their prowess in event processing tasks, but they suffer from several limitations. For instance, the processed frame sizes are typically larger than those of the original Event Cloud, resulting in high computational costs and large model sizes. Furthermore, the aggregation process introduces significant latency [5], which hinders the use of event cameras in real-time human-machine interaction applications. Despite substantial endeavors aimed at mitigating these challenges [41], changing the representation stands

as the suitable approach to delving deep into the core of the issue.

2.2 Point-based Method

With the introduction of PointNet [10], Point Cloud can be handled directly as input, marking a significant evolution in processing technologies. This development is further enhanced by PointNet++ [11], which integrates the Set Abstraction (SA) module. This module serves as an innovative tool to elucidate the hierarchical structure related to global and local Point Cloud processing. Although the original PointNet++ relies on basic MLPs for feature extraction, there have been considerable advancements to enhance Point Cloud processing methodologies [42], [43], [44]. Furthermore, an intriguing observation is that even simplistic methodologies can yield remarkable outcomes. A case in point is PointMLP [45], despite its reliance on an elementary ResNet block and affine module, consistently achieves SOTA results in the domains of point classification and segmentation.

Utilizing point-based methods within the Event Cloud necessitates the handling of temporal data to preserve its integrity alongside the spatial dimensions [46]. The pioneering effort in this domain was manifested by ST-EVNet [6], which adapted PointNet++ for the task of gesture recognition. Subsequently, PAT [47] extended these frontiers by integrating a self-attention mechanism with Gumbel subset sampling, thereby enhancing the model’s performance within the DVS128 Gesture dataset. Recently, TTPOINT [7] utilized the tensor train decomposition method to streamline the Point Cloud Network and achieve satisfied performance on different action recognition datasets. However, these methods rely on the direct transplant of the Point Cloud network, which is not adapted to the explicit temporal characteristics of the Event Cloud. Moreover, most models are not optimized for size and computational efficiency and cannot meet the demands of edge devices [48].

3 METHODOLOGY

3.1 Event Cloud Preprocessing

To preserve the fine-grained temporal information and original data distribution attributes from the Event Cloud, the 2D-spatial and 1D-temporal event information is constructed into a three-dimensional representation to be processed in the Point Cloud. Event Cloud consists of time-series data capturing spatial intensity changes of images in chronological order, and an individual event is denoted as $e_k = (x_k, y_k, t_k, p_k)$, where k is the index representing the k_{th} element in the sequence. Consequently, the set of events within a single sequence (\mathcal{E}) in the dataset can be expressed as:

$$\mathcal{E} = \{e_k = (x_k, y_k, t_k, p_k) \mid k = 1, \dots, n\}, \quad (1)$$

The length of the Event Cloud in the dataset exhibits variability. To ensure the consistency of inputs to the network, we employ a sliding window to segment the Event Cloud. In the task of action recognition, it is imperative to include a complete action within a sliding window. Thus, we choose to use the second level for sliding window length. Meanwhile, for the task of Camera Pose Relocalization and eye

tracking, the resolution of the pose ground truth is available at the millisecond level. As a result, the length of the sliding window is set to the millisecond level. The splitting process can be represented by the following equation:

$$P_i = \{e_{j \rightarrow l} \mid t_l - t_j = R\}, \quad i = 1, \dots, L \quad (2)$$

The symbol R represents the time interval of the sliding window, where j and l denote the start and end event index of the sequence, respectively. L represents the number of sliding windows into which the sequence of events \mathcal{E} is divided. Before being fed into the neural network, P_i also needs to undergo downsampling and normalization. Downsampling is to unify the number of Point Cloud, with the number of points in a sample defined as N , which is 1024 or 2048 in EventMamba. Additionally, we define the resolution of the event camera as w and h . The normalization process is described by the following equation:

$$PN_i = \left(\frac{X_i}{w}, \frac{Y_i}{h}, \frac{TS_i - t_j}{t_l - t_j} \right), \quad (3)$$

$$X_i, Y_i, TS_i = \{x_j, \dots, x_l\}, \{y_j, \dots, y_l\}, \{t_j, \dots, t_l\}, \quad (4)$$

The X, Y is divided by the resolution of the event camera. To normalize timestamps TS , we subtract the smallest timestamp t_j of the window and divide it by the time difference $t_l - t_j$, where t_l represents the largest timestamp within the window. After pre-processing, Event Cloud is converted into the pseudo-Point Cloud, which comprises explicit spatial information (x, y) and implicit temporal information t . It is worth mentioning that all events in PN are strictly ordered according to the value of t , ensuring that the network can explicitly capture time information.

3.2 Hierarchy Structure

In this section, we provide a detailed exposition of the network architecture and present a formal mathematical representation of the model. Once we have acquired a sequence of 3D pseudo-Point Clouds denoted as PN , with dimensions of $[L, N, 3]$, through the aforementioned pre-processing method applied to the Event Cloud, we are prepared to input this data into the hierarchy structure model for the purpose of extracting Point Cloud features. We adopt the residual block in the event processing field, which is proven to achieve excellent results in the Point Cloud field [45]. Next, we will introduce the pipeline for the hierarchy structure model.

$$S_i = LocalFE(ST_{i-1}), \quad (5)$$

$$SA_i = TAG(S_i), \quad (6)$$

$$ST_i = GlobalFE(SA_i), \quad (7)$$

$$F = ST_m, \quad ST_0 = PN_i, \quad \text{where } i \in (1, m), \quad (8)$$

where F is the extracted spatio-temporal Event Cloud feature, which can be sent into the classifier or regressor to complete the different tasks. The model has the ability to extract global and local features and has a hierarchy structure [11]. And the dimension of $LocalFE$ input \in is $[B, T_{i-1}, D_{i-1}]$, m is the number of stages for hierarchy structure, TAG is the operation of temporal aggregation, S is the output of $LocalFE$, and the dimension of $GlobalFE$ input $\in [B, T_i, D_i]$, as illustrated in Figure 3. B is the batch

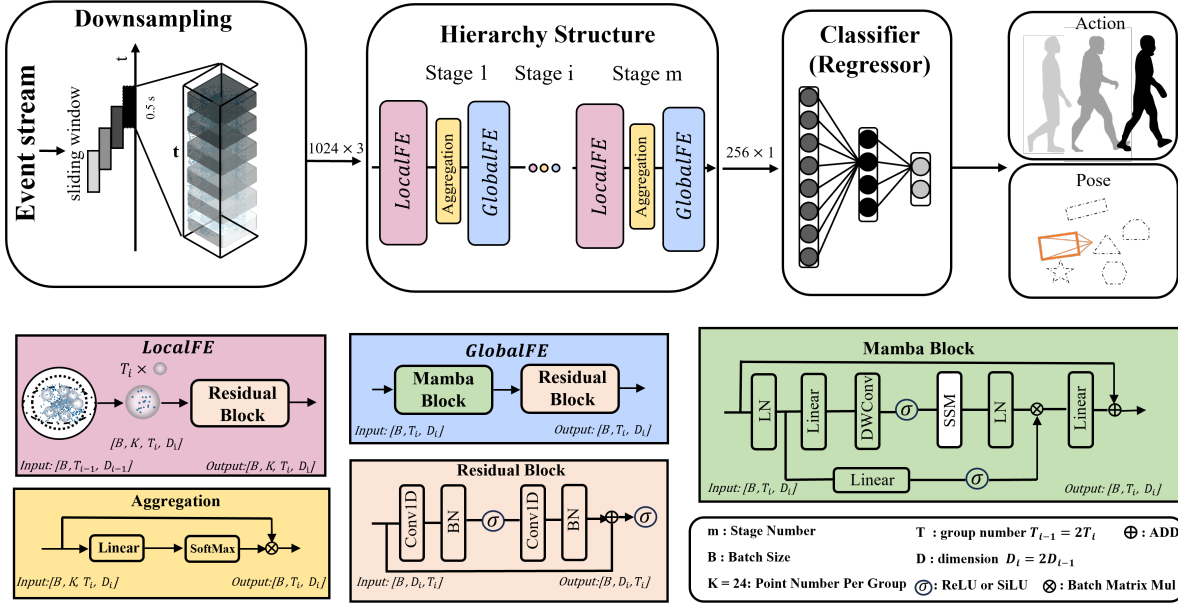


Fig. 3. EventMamba accomplishes two tasks by processing the Event Cloud to a sequence of distinct modules, downsampling, hierarchy structure, and classifier or regressor. More specifically, the *LocalFE* is responsible for the extraction of local geometric features, while the *GlobalFE* plays a pivotal role in elevating the dimensionality of the extracted features and abstracting higher-level global and explicit temporal features.

size, D is the dimension of features, and T is the number of *Centroid* in the overall Point Cloud during the current stage of the hierarchy structure.

From a macro perspective, *LocalFE* is mainly used to extract the local features of the spatial domain and pay attention to local geometric features through the farthest point sampling and grouping method. Temporal aggregation (*TAG*) is responsible for aggregating local features on the timeline. *GlobalFE* mainly synthesizes the extracted local features and captures the explicit temporal relationship between different groups. Details of the three modules are described below.

3.2.1 LocalFE Extractor

This extractor comprises a cascade of sampling, grouping, and residual blocks. Aligned with the frame-based design concept, our focus is to capture both local and global information. Local information is acquired by leveraging Farthest Point Sampling (FPS) to sample and K -nearest neighbors (KNN) to the group. The following equations can represent the operations of sampling and grouping.

$$PS_i = FPS(PN_i), \quad PG_i = KNN(PN_i, PS_i, K), \quad (9)$$

The input dimension PN_i is $[T, 3 + D]$, and the centroid dimension PS_i is $[T', 3 + D]$ and the group dimension PG_i is $[T', K, 3 + 2 * D]$. K represents the nearest K points of centroid, D is the feature dimension of the points of the current stage, and 3 is the most original (X, Y, TS) coordinate value. $2 * D$ is to concatenate the features of the point with the features of the centroid.

Next, each group undergoes a standardization process to ensure consistent variability between points within the

group, as illustrated in this formula:

$$PGS_i = \frac{PG_i - PS_i}{Std(PG_i)}, \quad Std(PG_i) = \sqrt{\frac{\sum_{i=0}^{3n-1} (g_i - \bar{g})^2}{3n - 1}}, \quad (10)$$

$$g = [x_0, y_0, t_0, \dots, x_n, y_n, t_n], \quad (11)$$

Where Std is the standard deviation, and g is the set of coordinates of all points in the PG_i .

Subsequently, the residual block is utilized to extract higher-level features. Concatenating residual blocks can indeed enhance the model's capacity for learning, yet when dealing with sparsely sampled event-based data, striking the right balance between parameters, computational demands, and accuracy becomes a pivotal challenge. In contrast to frame-based approaches, the strength of Point Cloud processing lies in its efficiency, as it necessitates a smaller dataset and capitalizes on the unique event characteristics. However, if we were to design a point-based network with parameters and computational demands similar to frame-based methods, we would inadvertently forfeit the inherent advantages of leveraging Point Clouds for event processing. The Residual block can be written as a formula:

$$M(x) = BN(MLP(x)), \quad (12)$$

$$ResB(x) = \sigma(x + M(\sigma(M(x))))), \quad (13)$$

where σ is a nonlinear activation function ReLU, x is the input features, BN is batch normalization, and MLP is the multi-layer perception module.

3.2.2 Temporal Aggregation

Following the processing of points in a group by *LocalFE* extractor, the resulting features require integration via the aggregation module. This module is tailored to necessitate

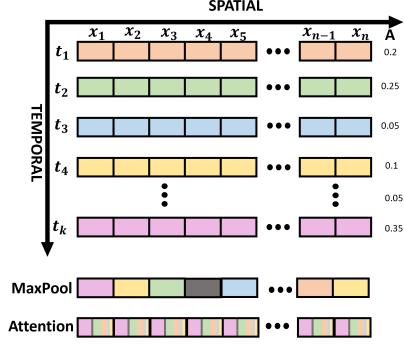


Fig. 4. Spatial and temporal aggregation. The different colors represent the features of events at different times, with gray representing the feature in $[t_5, t_{k-1}]$.

precise temporal details within a group. Consequently, we introduce a temporal aggregation module.

Conventional Point Cloud methods favor MaxPooling operations for feature aggregation because it is efficient in extracting the feature from one point among a group of points and discarding the rest. In other words, MaxPooling involves extracting only the maximum value along each dimension of the temporal axis. It is robust to noise perturbation but also ignores the temporal nuances embedded within the features. This property matches well with the vanilla Point Cloud task, which only needs to focus on the most important information. However, the event-based task requires fine-grained temporal features, so we adopt the integration of attention mechanisms to enhance the preservation of those nuanced but useful temporal attributes by aggregating features along the temporal axis through the attention value. To provide a more comprehensive exposition, we employ a direct attention mechanism within the K temporal dimensions to effectively aggregate features as shown in Figure 4. This mechanism enables the explicit integration of temporal attributes, capitalizing on the inherent strict ordering of the K points. The ensuing formula succinctly elucidates the essence of this attention mechanism:

$$\mathcal{S} = LocalFE(x) = (S_{t1}, S_{t2}, \dots, S_{tk}), \quad (14)$$

$$S_{tk} = [x_1, x_2, \dots, x_n], \quad (15)$$

$$A = SoftMax(MLP(\mathcal{S})) = (a_{t1}, a_{t2}, \dots, a_{tk}), \quad (16)$$

$$\mathcal{SA} = A \cdot F_{local} = S_{t1} \cdot a_{t1} + S_{t2} \cdot a_{t2} + \dots + S_{tk} \cdot a_{tk}, \quad (17)$$

Upon the application of the local feature extractor, the ensuing features are denoted as \mathcal{S} , and S_{tk} mean the extracted feature of k_{th} point in a group. The attention mechanism comprises an MLP layer with an input layer dimension of D and an output a_{tk} dimension of 1, along with softmax layers. Subsequently, the attention mechanism computes attention values, represented as A . These attention values are then multiplied with the original features through batch matrix multiplication, resulting in the aggregated feature \mathcal{SA} .

3.2.3 GlobalFE Extractor

Unlike previous work [8], employing Bi-LSTM for explicit temporal information extraction nearly doubles the number

of parameters, despite achieving amazing results. We incorporate the explicit temporal feature extraction module into the hierarchical structure, opting for the faster and stronger Mamba block instead [49]. The topology of the block is shown in the green background of Figure 3. This block mainly integrates the sixth version of the State Space Model (SSM), which is well able to parallel and focus on long time series of information, such as temporal correlations between 512 event groups. The SSM extracts explicit temporal features that can be expressed as follows:

$$h_t = \bar{\mathbf{A}}h_t + \bar{\mathbf{B}}x_t, \quad t \in [0, T') \quad h \in D' \quad (18)$$

$$y_t = \mathbf{C}h_t, \quad y \in D' \quad (19)$$

$$\bar{\mathbf{A}} = \exp(\Delta\mathbf{A}), \quad \bar{\mathbf{A}}, \bar{\mathbf{B}} : (T', D', D') \quad (20)$$

$$\bar{\mathbf{B}} = (\Delta\mathbf{A})^{-1}(\exp(\Delta\mathbf{A}) - I) \cdot \Delta\mathbf{B}, \quad (21)$$

Where x_t , h_t , and y_t are the SSM's discrete inputs, states, and outputs. \mathbf{A} and \mathbf{B} are the continuous system parameters, while $\bar{\mathbf{A}}$, $\bar{\mathbf{B}}$ and Δ are the parameters in the discrete system by the zero-order hold rule. T' and D' are the number and dimension of events for the current stage, respectively. The whole *GlobalFE* Extractor can be represented by this formula:

$$\mathcal{ST} = \text{Mamba}(\mathcal{S}) \quad (22)$$

$$\mathcal{ST} = \text{ResB}(\mathcal{ST}) \quad (23)$$

Where Mamba extracts explicit temporal features in the T' dimension, while ResB further abstracts the spatial and temporal \mathcal{ST} features.

3.3 Regresor and Loss Function

A fully connected layer with a hidden layer is employed to address the final classification and regression task. **Classification task:** We employ label smoothing to refine the training process. Label smoothing involves introducing slight smoothing into the true label distribution, aiming to prevent the model from becoming overly confident in predicting a single category. The label-smoothed cross-entropy loss function we define is as follows:

$$Loss = -\frac{1}{n} \sum_i ((1 - \epsilon) \log(\hat{y}_i) + \alpha \sum_{j \neq i} \log(\alpha)) \quad (24)$$

n represents the number of categories, ϵ is the smoothing parameter, α represents $\frac{\epsilon}{n-1}$, and \hat{y}_i denotes the predicted probability of category i by the model. **Camera Pose Relocalization task:** The displacement vector of the regression is denoted as \hat{p} representing the magnitude and direction of movement, while the rotational Euler angles are denoted as \hat{q} indicating the rotational orientation in three-dimensional space.

$$Loss = \alpha \|\hat{p} - p\|_2 + \beta \|\hat{q} - q\|_2 + \lambda \sum_{i=0}^n w_i^2 \quad (25)$$

p and q represent the ground truth obtained from the dataset, while α , β , and λ serve as weight proportion coefficients. In order to tackle the prominent concern of overfitting, especially in the end-to-end setting, we propose the incorporation of L2 regularization into the loss function. This regularization, implemented as the second paradigm for the network weights w , effectively mitigates the impact of overfitting. **Eye tracking task:** The weighted Mean

Squared Error (WMSE) is selected as the loss function to constrain the distance between the predicted pupil location and the ground truth label to guide the network training. The loss function is shown as follows:

$$Loss = w_x \cdot \frac{1}{n} \sum_{i=1}^n (\hat{x} - x)^2 + w_y \cdot \frac{1}{n} \sum_{i=1}^n (\hat{y} - y)^2,$$

where \hat{x} and \hat{y} stand for the prediction value along the x and y dimensions. x and y are the ground truth value along the x and y dimensions. w_x and w_y are the hyperparameters to adjust the weight of the x dimension and y dimension in the loss function. i means the i_{th} pixel of the prediction or ground truth label.

3.4 Overall Architecture

Next, we will present the EventMamba pipeline in pseudocode, utilizing the previously defined variables and formulas as described in Algorithm 1.

Algorithm 1 EventMamba Pipeline

Input: Raw Event Cloud \mathcal{E}

Parameters: Stage Number: m , Sliding window threshold: N and time interval: R

Output: Category \hat{c} , Position (\hat{p}, \hat{q}) , (\hat{x}, \hat{y})

```

1: Event Cloud Preprocessing
2: for  $j$  in  $\text{len}(\mathcal{E})$  do
3:    $P_i.append(e_{j \rightarrow i})$ ;  $j = l$ ; where  $t_l - t_j = R$ 
4:   if  $(\text{len}(P_i) > N)$ :  $i = i + 1$ ;
5: end for
6:  $PN = \text{Normalize}(\text{Downsample}(P))$ ;
7:
8: Hierarchy Structure
9: for  $i$  in  $\text{range}(m)$  do
10:  Local Extractor: Get  $\mathcal{S} \in [B, T_{i-1}, K, D_{i-1}]$ 
11:   $\mathcal{S} = \text{LocalFE}(PN)$ ;
12:  Temporal Aggregate: Get  $\mathcal{SA} \in [B, T_i, D_i]$ 
13:   $\mathcal{SA} = \text{TAG}(\mathcal{S})$ ;
14:  Global Extractor: Get  $PN \in [B, T_i, D_i]$ 
15:   $PN = \text{GlobalFE}(\mathcal{SA})$ ;
16: end for
17:
18: Classifier
19: Get category  $\hat{c}$ 
20: Regressor
21: Get 6-DOFs pose and eye coordinate

```

4 EXPERIMENTS

In this section, we train and test the performance of EventMamba on the server platform. The experimental evaluation encompasses assessing the model’s accuracy, mean square error (MSE) and pixel accuracy performance on the datasets, analyzing the model’s parameter size, inference time, and the number of floating-point operations (FLOPs). The platform configuration comprises the following: CPU: AMD 7950x, GPU: RTX 4090, and Memory: 32GB.

4.1 Datasets

We evaluate EventMamba on six popular action recognition datasets, the IJRR Camera Pose Relocalization dataset, and the SEET eye tracking dataset for classification and regression. The resolution, classes, and other information of datasets are shown in Table 1.

Daily DVS dataset [50] consists of 1440 recordings involving 15 subjects engaged in 12 distinct everyday activities, including actions like standing up, walking, and carrying boxes. Each subject performed each action under uniform conditions, with all recordings within a duration of 6 seconds.

DVS128 Gesture dataset [15] encompasses 11 distinct classes of gestures, which were recorded by IBM in a natural environment utilizing the iniLabs DAVIS128 camera. This dataset maintains a sample resolution of 128×128 , signifying that the coordinate values for both x and y fall within the range of $[1, 128]$. It comprises a total of 1342 examples distributed across 122 experiments that featured the participation of 29 subjects subjected to various lighting conditions.

DVS Action dataset [18] comprises 10 distinct action classes, all captured using the DAVIS346 camera. The sample resolution for this dataset is set at 346×260 . The recordings were conducted in an unoccupied office environment, involving the participation of 15 subjects who performed a total of 10 different actions.

HMDB51-DVS and UCF101-DVS datasets, as detailed in [16], are adaptations of datasets originally captured using conventional cameras, with the conversion process utilizing the DAVIS240 camera model. UCF101 encompasses an extensive compilation of 13,320 videos, each showcasing 101 unique human actions. In contrast, HMDB51 is comprised of 6,766 videos, each depicting 51 distinct categories of human actions. Both datasets maintain a sample resolution of 320×240 .

THU^{E-ACT}-50-CHL dataset [51] is under challenging scenarios. It comprises 2,330 recordings featuring 18 students, captured from varied perspectives utilizing a DAVIS346 event camera in two distinct scenarios: a long corridor and an open hall. Every recording lasts between 2 to 5 seconds and maintains a spatial resolution of 346×260 .

IJRR CPR [52] dataset collected using the DAVIS 240C, encompassing both outdoor and indoor scenes. This dataset encompasses a diverse set of multimodal information comprising events, images, Inertial Measurement Unit (IMU) measurements, camera calibration, and ground truth information acquired from a motion capture system operating at an impressive frequency of 200 Hz, thereby ensuring sub-millimeter precision. We visualized various types of sequences as shown in Figure 5.

SEET dataset [40] is a synthetic eye-tracking dataset simulated from an RGB dataset named Labeled Pupils in the Wild [53]. Event streams are generated through the v2e simulator with the 240×180 resolution [54].

4.2 Implement Details

4.2.1 Pre-processing

The temporal configuration for sliding windows spans intervals of 4.4 ms, 5 ms, 0.5 s, 1 s, and 1.5 s. In the specific




Fig. 5. Event-based action recognition, CPR and eye tracking datasets visualization. Event cameras can effectively capture moving objects, ignoring static environment.

TABLE 1
Information of Different Action Recognition and CPR Datasets with Event Camera.

Dataset	Classes	Sensor	Resolution	Avg.length(s)	Train Samples	Test Samples	Point Number	Sliding window	Overlap
Daily DVS [50]	12	DAVIS128	128x128	3	2924	731	2048	1.5s	0.5s
DVS128 Gesture [15]	10/11	DAVIS128	128x128	6.52	26796	6959	1024	0.5s	0.25s
DVS Action [18]	10	DAVIS346	346x260	5	932	233	1024	0.5s	0.25s
HMDB51-DVS [16]	51	DAVIS240	320x240	8	48916	12230	2048	0.5s	0.25s
UCF101-DVS [16]	101	DAVIS240	320x240	6.6	110050	27531	2048	1s	0.5s
THU ^{E-ACT} -50-CHL [51]	50	DAVIS346	346x260	2-5	6528	2098	2048	1s	0.5s
IJRR [52]	6 DOFs	DAVIS240	320x240	60	-	-	1024	5 ms	0s
SEET [40]	2	DAVIS240	240x180	20	31861	3973	1024	4.4 ms	0s

context of the DVS128 Gesture dataset, the DVS Action dataset and the HMDB51-DVS dataset, the temporal overlap between neighboring windows is established at 0.25 s, while in other datasets, this parameter is set to 0.5 s. Given the prevalence of considerable noise within the DVS Action dataset and THU^{E-ACT}-50-CHL dataset during recording, we implemented a denoising method to minimize the likelihood of sampling noise points. The sliding windows of the regressed datasets are all consistent with the frequency of the labels.

4.2.2 Training Hyperparameter

Our training model employs the subsequent set of hyperparameters. **Classification:** Batch Size (32), Number of Points N (1024 or 2048), Optimizer (Adam), Initial Learning Rate (0.001), Scheduler (cosine), and Maximum Epochs (350). **Regression:** Batch Size (96), Number of Points N (1024), Optimizer (Adam), Initial Learning Rate (0.001), Scheduler (cosine), and Maximum Epochs (1000).

4.2.3 Evaluation Metrics

The **Accuracy** metric used in the classification task represents the ratio of correctly predicted samples to the total

number of samples [55]. The **Euclidean distance** is utilized to compare the predicted position with the ground truth in CPR tasks [32]. Positional errors are measured in meters, while orientation errors are measured in degrees. In the eye-tracking tasks, pupil detection accuracy is evaluated based on the Euclidean distance between the predicted pupil center and the ground truth. Detection rates are considered successful if the distance is shorter than p pixel [40].

4.2.4 Network Structure

All models use a three-stage hierarchy structure, and the number of centroids for each stage is halved so that if the input is 1024 points, the corresponding list of centroids is [512, 256, 128]. On the other hand, as the stage increases, the features of the Point Cloud increase; the feature dimensions are the following three lists: [32, 64, 128], [64, 128, 256], [128, 256, 512]. The member number of the KNN grouping is 24. Both the classifier and regressor are fully connected layers with one hidden layer of 256. The eye-tracking task has an additional sigmoid layer in the final output layer. The number of parameters of the model is directly related to the feature dimension of the features, and the computational

TABLE 2
Model's Accuracy and Complexity on DVS128 Gesture.

Method	Param.(x10 ⁶)	GFLOPs	Acc
TBR+I3D [13]	12.25	38.82	0.996
Event Frames + I3D [16]	12.37	30.11	0.965
EV-VGCNN [56]	0.82	0.46	0.957
RG-CNN [18]	19.46	0.79	0.961
PointNet++ [6]	1.48	0.872	0.953
PLIF [57]	1.7	-	0.976
GET [58]	4.5	-	0.979
Swin-T v2 [59]	7.1	-	0.932
TTPOINT	0.334	0.587	0.988
EventMamba	0.29	0.219	0.992

TABLE 3
Model's Accuracy and Complexity on Daily DVS.

Name	Param.(x10 ⁶)	GFLOPs	Acc
I3D [60]	49.19	59.28	0.962
TANet [61]	24.8	65.94	0.965
VMV-GCN [48]	0.84	0.33	0.941
TimeSformer [62]	121.27	379.7	0.906
Motion-based SNN [50]	-	-	0.903
SpikePoint [55]	0.16	-	0.979
TTPOINT	0.335	0.587	0.991
EventMamba	0.905	0.953	0.991

FLOPs are directly related to the number of points discovered in Table 11.

4.3 Results of Action Recognition

4.3.1 DVS128 Gesture

Table 2 provides a comprehensive overview of the performance and network size metrics for the DVS128 Gesture. The highest recorded accuracy, an impressive 99.6%, was reported in a frame-based approach [13]. However, it's important to note that this method imposes substantial memory and computational demands, with a footprint approximately 42 times larger than our model. In contrast, EventMamba employs temporal feature extraction modules, resulting in a parameter size of a mere 0.29 M and a total number of FLOPs of 0.219 GFLOPs. Remarkably, this efficient model still achieves a commendable accuracy of 99.2% on the DVS128 Gesture.

4.3.2 Daily DVS

EventMamba outperformed all other methods, achieving the same impressive accuracy of 99.1% with TTPOINT, as presented in Table 3. In stark contrast, the frame-based approach, despite employing nearly 54 times more parameters, yielded a notably lower accuracy. The Event Cloud within this dataset exhibited exceptional recording quality, minimal noise interference, and distinctly discernible actions. Leveraging the Point Cloud sampling method, we are able to precisely capture the intricate motion characteristics of these actions. On the other hand, the model fitting ability becomes stronger, and we increase the point number to avoid the overfitting phenomenon.

TABLE 4
Model's Accuracy and Complexity on DVS Action.

Method	Param.(x10 ⁶)	GFLOPs	Acc
Deep SNN [63]	-	-	0.712
Motion-based SNN [50]	-	-	0.781
PointNet [10]	3.46	0.450	0.751
ST-EVNet [64]	1.6	-	0.887
TTPOINT	0.334	0.587	0.927
EventMamba	0.905	0.476	0.891

TABLE 5
Model's Accuracy and Complexity on HMDB51-DVS.

Method	Param.(x10 ⁶)	GFLOPs	Acc
C3D [65]	78.41	39.69	0.417
I3D [60]	12.37	30.11	0.466
ResNet-34 [23]	63.70	11.64	0.438
ResNext-50 [66]	26.05	6.46	0.394
ST-ResNet-18 [67]	-	-	0.215
RG-CNN [16]	3.86	12.39	0.515
EVTC+I3D [68]	-	-	0.704
EventMix [69]	12.63	1.99	0.703
TTPOINT	0.345	0.587	0.569
EventMamba	0.916	0.953	0.864

4.3.3 DVS Action

EventMamba achieves an accuracy of 89.1% on the DVS Action dataset as shown in Table 4. Although the model has a strong ability to capture spatial and temporal features, it is easy to have the risk of overfitting on small datasets, and after tuning down the model and some general methods to solve the overfitting. The model still can not achieve the same high accuracy as TTPOINT, more such as tensor decomposition, distillation, and other techniques may alleviate this problem.

4.3.4 HMDB51-DVS

The aforementioned datasets are of limited size, and our ongoing efforts aim to ascertain the effectiveness of EventMamba on larger datasets. The HMDB51-DVS dataset comprises 51 distinct action categories. The data preprocessing settings are delineated in Table 1, wherein we adapted the input points number to 2048 and increased the model's dimensionality correspondingly. EventMamba's performance is detailed in the Table 5. While it exhibits a slight increase in parameters and FLOPs compared to the preceding model, it remains lightweight relative to frame-based methodologies. In terms of accuracy, EventMamba achieved state-of-the-art (SOTA) performance, surpassing the previous method [7] by 52%. This finding is particularly noteworthy, given that the HMDB51 dataset, prior to synthesis, currently holds a SOTA accuracy of 88.1% [72], with EventMamba demonstrating a close performance of 86.4%.

4.3.5 UCF101-DVS

For the larger 101-class dataset, EventMamba still performs strongly, reaching an impressive 97.1%, far exceeding all previous methods as shown in Table 8. It is also very close to the 99.6% of the SOTA method [72] of UCF101 before synthesis. EVTC and Event-LSTM utilize the huge

TABLE 6
Camera Pose Relocalization Results.

Network	PoseNet	Bayesian PoseNet	Pairwise-CNN	LSTM-Pose	SP-LSTM	CNN-LSTM	PEPNet	EventMamba
Parameter	12.43M	22.35M	22.34M	16.05M	135.25M	12.63M	0.774M	0.904M
FLOPs	1.584G	3.679G	7.359G	1.822G	15.623G	1.998G	0.459G	0.476G
Inference time	5.46 ms	6.46ms	12.46 ms	9.95ms	5.25ms	-	6.8ms	5.5ms
shapes_rotation	0.109m,7.388°	0.142m,9.557°	0.095m,6.332°	0.032m,4.439°	0.025m,2.256°	0.012m,1.652°	0.005m,1.372°	0.004m,1.091°
box_translation	0.193m,6.977°	0.190m,6.636°	0.178m,6.153°	0.083m,6.215°	0.036m,2.195°	0.013m,0.873°	0.017m,0.845°	0.016m, 0.810°
shapes_translation	0.238m,6.001°	0.264m,6.235°	0.201m,5.146°	0.056m,5.018°	0.035m,2.117°	0.020m,1.471°	0.011m, 0.582°	0.010m,0.600°
dynamic_6dof	0.297m,9.332°	0.296m,8.963°	0.245m,5.962°	0.097m,6.732°	0.031m,2.047°	0.016m,1.662°	0.015m,1.045°	0.014m,0.911°
hdr_poster	0.282m,8.513°	0.290m,8.710°	0.232m,7.234°	0.108m,6.186°	0.051m,3.354°	0.033m,2.421°	0.016m,0.991°	0.015m,0.985°
poster_translation	0.266m,6.516°	0.264m,5.459°	0.211m,6.439°	0.079m,5.734°	0.036m,2.074°	0.020m,1.468°	0.012m,0.588°	0.013m, 0.587°
Average	0.231m,7.455°	0.241m,7.593°	0.194m,6.211°	0.076m,5.721°	0.036m,2.341°	0.019m,1.591°	0.013m,0.904°	0.012m,0.831°

TABLE 7
Data Preprocessing Time between Two Methods.

Methods	shape rotation	box translation	shape translation	dynamic 6dof	hdr poster	poster translation	Average
Sampling event	0.045 ms	0.088 ms	0.043 ms	0.05 ms	0.082 ms	0.08 ms	0.065 ms
Stacking event	0.38 ms	0.53 ms	0.37 ms	0.45 ms	0.48 ms	0.53 ms	0.457 ms

TABLE 8
Model’s Accuracy and Complexity on UCF101-DVS.

Name	Param.(x10 ⁶)	GFLOPs	Acc
C3D [65]	78.41	39.69	0.472
ResNext-50.3D [66]	26.05	6.46	0.602
I3D [60]	12.37	30.11	0.635
RG-CNN [16]	6.95	12.46	0.632
ECSNet [70]	-	12.24	0.702
EVTC+I3D [68]	-	-	0.791
Event-LSTM [14]	21.4	-	0.776
TTPOINT	0.357	0.587	0.725
EventMamba	3.28	3.722	0.979

TABLE 9
Model’s Accuracy and Complexity on THU^{E-ACT}-50-CHL.

Method	Param(x10 ⁶)	GFLOPs	Acc
HMAX SNN [71]	-	-	32.7
Motion-based SNN [50]	-	-	47.3
EV-ACT [51]	21.3	29	58.5
EventMamba	0.905	0.953	59.4

model and computational resources still only approach 80% accuracy. This is a great demonstration of the superiority of fine-grained temporal information and explicit temporal features.

4.3.6 THU^{E-ACT}-50-CHL

In more challenging environments, EventMamba demonstrates superior performance over EV-ACT, a method based on multi-representation fusion, while consuming only 15% of the hardware resources demonstrated in Table 9. This underscores the compelling evidence supporting the efficacy of Point Cloud representations and our meticulously designed spatio-temporal structure.

In summary, our study employed the EventMamba model to conduct an all-encompassing evaluation of action recognition datasets, ranging from small to large scales. Our analysis demonstrated that EventMamba possesses a

remarkable ability to generalize and achieve outstanding performance across datasets of varying sizes. However, after capturing explicit event temporal features, the model’s representational ability is greatly enhanced and there is a greater risk of overfitting on small datasets, such as DVS Action and Daily DVS.

4.4 Results of CPR Regression Dataset

Based on the findings presented in Table 6, it is apparent that EventMamba surpasses other models concerning both rotation and translation errors across almost all sequences. Notably, EventMamba achieves these impressive results despite utilizing significantly fewer model parameters and FLOPs compared to the frame-based approach. Compared to the SOTA point-based CPR network PEPNet, the computational resource consumption preserves consistency, inference speed increased by 20%, and the performance has shown a nearly 8% improvement. This underscores the pivotal role of explicit temporal feature extraction, exemplified by Mamba, in seamlessly integrating hierarchical structures. Moreover, EventMamba not only exhibits a remarkable 43% improvement in the average error compared to the SOTA frame-based CNN-LSTM method but also attains superior results across nearly all sequences, surpassing the previous SOTA outcomes. In addressing the more intricate and challenging *hdr_poster* sequences, while the frame-based approach relies on a denoising network to yield improved results [33], EventMamba excels by achieving remarkable performance without any additional processing. This observation strongly implies that EventMamba’s Point Cloud approach exhibits greater robustness compared to the frame-based method, highlighting its inherent superiority in handling complex scenarios.

We also present in Table 7 the time consumed for point-based and frame-based preprocessing. Point Clouds exhibit a distinct superiority over other frame-based methods in time consumption for preprocessing (sampling for Point Cloud and stacking events for event frame). We tested the runtime of two preprocessing methods across six sequences on our server. The frame-based methods with the addition

TABLE 10
Event-based Eye Tracking Results.

Method	Resolution	Representation	Param (M)	FLOPs (M)	p_3	p_5	p_{10}	mse(px)
EventMamba	180 x 240	P	0.903	476	0.944	0.992	0.999	1.48
EventMamba _{lite}	180 x 240	P	<u>0.27</u>	62.6	<u>0.936</u>	<u>0.986</u>	<u>0.998</u>	1.45
FAPNet [73]	180 x 240	P	0.29	58.7	0.920	0.991	0.996	1.56
PEPNet [8]	180 x 240	P	0.774	459	0.918	0.987	0.998	1.57
PEPNet _{tiny} [8]	180 x 240	P	0.054	16.25	0.786	0.945	0.995	2.2
PointMLP _{elite} [45]	180 x 240	P	0.68	924	0.840	0.977	0.997	1.96
PointNet++ [11]	180 x 240	P	1.46	1099	0.607	0.866	0.988	3.02
PointNet [10]	180 x 240	P	3.46	450	0.322	0.596	0.896	5.18
CNN [40]	60 x 80	F	0.40	18.4	0.578	0.774	0.914	-
CB-ConvLSTM [40]	60 x 80	F	0.42	<u>18.68</u>	0.889	0.971	0.995	-
ConvLSTM [40]	60 x 80	F	0.42	42.61	0.887	0.971	0.994	-

TABLE 11
Ablation Study on HMDB51-DVS Dataset.

Point Number	Dimension	[16, 32, 64]	[32, 64, 128]	[64, 128, 256]	256 w/o Mamba	256 w LSTM
512 points		(48.2 %, 0.102 M, 17 M)	(58.6 %, 0.28 M, 63 M)	(67.9 %, 0.92 M, 238 M)	(43.9 %, 0.26 M, 191 M)	(58.3 %, 0.784 M, 229M)
1024 points		(52.7 %, 0.102 M, 35 M)	(67.8 %, 0.28 M, 125 M)	(76.6 %, 0.92 M, 476 M)	(52.7 %, 0.26 M, 383 M)	(61.4 %, 0.784 M, 459M)
2048 points		(59.2 %, 0.102 M, 71 M)	(74.3 %, 0.28 M, 252 M)	(82.1 %, 0.92 M, 953 M)	(57.5 %, 0.26 M, 767 M)	(70.8 %, 0.784 M, 919M)

TABLE 12
Abation of Temporal Modules on IJRR Dataset.

Network	w/o Mamba	w LSTM	EventMamba
Parameter	0.245M	0.774M	0.904M
FLOPs	0.392G	0.459G	0.476G
shapes_rotation	0.007m,1.481°	0.005m,1.372°	0.004m,1.091°
box_translation	0.019m,1.237°	0.017m,0.845°	0.016m,0.810°
shapes_translation	0.015m,0.827°	0.011m,0.582°	0.010m,0.600°
dynamic_6dof	0.018m,1.154°	0.015m,1.045°	0.014m,0.911°
hdr_poster	0.029m,1.744°	0.016m,0.991°	0.015m,0.985°
poster_translation	0.021m,0.991°	0.012m,0.588°	0.013m,0.587°
Average	0.018m,1.239°	0.013m,0.904° (+27.3%)	0.012m,0.831°(+33.1%)

of preprocessing time will have a significant performance penalty.

4.5 Results of Eye Tracking Dataset

Additionally, we conducted experiments with event-based eye tracking for the regression task. In contrast to the CPR task, which necessitates regression of translation and rotation in the world’s coordinate system, the eye tracking task solely requires regression of the pupil’s pixel coordinates within the camera coordinate system. To compare EventMamba’s performance more extensively, we use several representative Point Cloud networks [8], [10], [11], [45] for benchmarking. Table 10 illustrates that the optimal outcomes are highlighted in bold, whereas the second-best solutions are denoted in the underline. In comparison to classic Point Cloud networks, such as PointNet, PointNet++ and PointMLP_{elite}, EventMamba stands out by significantly enhancing accuracy and reducing distance error, and EventMamba_{lite} also maintains high performance while consuming few computational resources. On the other hand, CNN, ConvLSTM, and CB-ConvLSTM eye-tracking frame-based methods [40] are selected for comparison. our models exhibit a remarkable improvement in tracking accuracy,

with a 3% increase in the p_3 and a 6% decrease in the MSE error, while maintaining a computational cost comparable to the aforementioned methods. Besides, compared to these frame-based methods, the parameters and FLOPs in EventMamba remain constant regardless of the input camera’s resolution. That enables EventMamba to apply in different resolution edge devices.

4.6 Abation Study

4.6.1 Temporal modules

To demonstrate the effectiveness of temporal modules in the CPR regression task, we replaced it with spatial aggregation and obtained average translation and rotation MSE errors of 0.018m and 1.239° in the CPR task, which is a 33.1% decrease compared to the results in the Table 12. This table also illustrates that the module responsible for extracting temporal features consumes nearly negligible computational resources yet yields significantly enhanced performance results. On the other hand, Table 11 demonstrates that the Point Cloud network without a temporal module only achieves 57.5% accuracy on the HMDB51-DVS dataset. These underscore the critical importance of temporal features in event-based tasks. Temporal information not

only conveys the varying actions across different moments in action recognition but also delineates the spatial position of the target within the coordinate system across different temporal axes.

4.6.2 Point Number

In contrast to previous work [7], [55], we increased the number of input points to 2048 on large action recognition datasets, and to determine this significant impact factor, we verified it on HMDB51-DVS. The experiments compare the accuracy at training 100 epoch as described in Table 11, EventMamba with 2048 points has 82.1% accuracy on the testset, with 1024 points has 76.6% accuracy on the testset, and with 512 points has 67.9% accuracy on the testset. This shows that increasing the number of input points can significantly increase the performance of the model on large action recognition datasets.

4.6.3 Mamba or LSTM?

Table 11 and 12 show the performance of the two explicit feature extractors on the HMDB51-DVS and IJRR datasets, respectively. We try to ensure that both models consume an equitable computational resource, although the Mamba-based model still slightly surpasses the LSTM-based model. On the HMDB51-DVS dataset, Mamba demonstrated a notable performance advantage, achieving an accuracy of 82.1%, which exceeded LSTM's accuracy of 70.8% by 16%. Likewise, on the IJRR dataset, Mamba exhibited superior performance with its average Mean Squared Error (MSE) outperforming LSTM's by 8%. Additionally, the Mamba-based model's inference is faster than LSTM, at 5.5ms compared to 6.8ms, respectively. Ignoring the slight increase in computational resources, we believe that Mamba is superior to LSTM.

5 CONCLUSION

In this paper, we rethink the Point Cloud representation to address event-based tasks by introducing a spatio-temporal hierarchical structure. This innovative paradigm effectively retains fine-grained temporal information between events and aligns with the inherently sparse and asynchronous characteristics of event camera. Comprehensive experiments substantiate the efficacy of this approach in both regression and classification tasks, and we will derive this to more event-based tasks in the future.

REFERENCES

- [1] P. Lichtsteiner, C. Posch, and T. Delbruck, "A 128 × 128 120 db 15 μs latency asynchronous temporal contrast vision sensor," *IEEE journal of solid-state circuits*, vol. 43, no. 2, pp. 566–576, 2008. 1
- [2] M. Yao, H. Gao, G. Zhao, D. Wang, Y. Lin, Z. Yang, and G. Li, "Temporal-wise attention spiking neural networks for event streams classification," in *Proceedings of the IEEE/CVF International Conference on Computer Vision*, 2021, pp. 10 221–10 230. 1
- [3] C. Posch, T. Serrano-Gotarredona, B. Linares-Barranco, and T. Delbruck, "Retinomorphing event-based vision sensors: bioinspired cameras with spiking output," *Proceedings of the IEEE*, vol. 102, no. 10, pp. 1470–1484, 2014. 1
- [4] G. Gallego, T. Delbrück, G. Orchard, C. Bartolozzi, B. Taba, A. Censi, S. Leutenegger, A. J. Davison, J. Conradt, K. Daniilidis *et al.*, "Event-based vision: A survey," *IEEE transactions on pattern analysis and machine intelligence*, vol. 44, no. 1, pp. 154–180, 2020. 1
- [5] D. Gehrig, A. Loquercio, K. G. Derpanis, and D. Scaramuzza, "End-to-end learning of representations for asynchronous event-based data," in *Proceedings of the IEEE/CVF International Conference on Computer Vision*, 2019, pp. 5633–5643. 1, 3
- [6] Q. Wang, Y. Zhang, J. Yuan, and Y. Lu, "Space-time event clouds for gesture recognition: From rgb cameras to event cameras," in *2019 IEEE Winter Conference on Applications of Computer Vision (WACV)*. IEEE, 2019, pp. 1826–1835. 1, 2, 4, 9
- [7] H. Ren, Y. Zhou, H. Fu, Y. Huang, R. Xu, and B. Cheng, "Tpoint: A tensorized point cloud network for lightweight action recognition with event cameras," in *Proceedings of the 31st ACM International Conference on Multimedia*, 2023, pp. 8026–8034. 1, 2, 4, 9, 12
- [8] H. Ren, J. Zhu, Y. Zhou, H. Fu, Y. Huang, and B. Cheng, "A simple and effective point-based network for event camera 6-dofs pose relocalization," *arXiv preprint arXiv:2403.19412*, 2024. 1, 2, 6, 11
- [9] Y. Guo, H. Wang, Q. Hu, H. Liu, L. Liu, and M. Bennamoun, "Deep learning for 3d point clouds: A survey," *IEEE transactions on pattern analysis and machine intelligence*, vol. 43, no. 12, pp. 4338–4364, 2020. 1
- [10] C. R. Qi, H. Su, K. Mo, and L. J. Guibas, "Pointnet: Deep learning on point sets for 3d classification and segmentation," in *Proceedings of the IEEE conference on computer vision and pattern recognition*, 2017, pp. 652–660. 2, 4, 9, 11
- [11] C. R. Qi, L. Yi, H. Su, and L. J. Guibas, "Pointnet++: Deep hierarchical feature learning on point sets in a metric space," *Advances in neural information processing systems*, vol. 30, 2017. 2, 4, 11
- [12] J. A. Leñero-Bardallo, T. Serrano-Gotarredona, and B. Linares-Barranco, "A 3.6 us latency asynchronous frame-free event-driven dynamic-vision-sensor," *IEEE Journal of Solid-State Circuits*, vol. 46, no. 6, pp. 1443–1455, 2011. 2
- [13] S. U. Innocenti, F. Becattini, F. Pernici, and A. Del Bimbo, "Temporal binary representation for event-based action recognition," in *2020 25th International Conference on Pattern Recognition (ICPR)*. IEEE, 2021, pp. 10 426–10 432. 2, 3, 9
- [14] L. Annamalai, V. Ramanathan, and C. S. Thakur, "Event- lstm: An unsupervised and asynchronous learning-based representation for event-based data," *IEEE Robotics and Automation Letters*, vol. 7, no. 2, pp. 4678–4685, 2022. 3, 10
- [15] A. Amir, B. Taba, D. Berg, T. Melano, J. McKinstry, C. Di Nolfo, T. Nayak, A. Andreopoulos, G. Garreau, M. Mendoza *et al.*, "A low power, fully event-based gesture recognition system," in *Proceedings of the IEEE conference on computer vision and pattern recognition*, 2017, pp. 7243–7252. 3, 7, 8
- [16] Y. Bi, A. Chadha, A. Abbas, E. Bourtsoulatz, and Y. Andreopoulos, "Graph-based spatio-temporal feature learning for neuromorphic vision sensing," *IEEE Transactions on Image Processing*, vol. 29, pp. 9084–9098, 2020. 3, 7, 8, 9, 10
- [17] Y. Deng, H. Chen, H. Chen, and Y. Li, "Learning from images: A distillation learning framework for event cameras," *IEEE Transactions on Image Processing*, vol. 30, pp. 4919–4931, 2021. 3
- [18] S. Miao, G. Chen, X. Ning, Y. Zi, K. Ren, Z. Bing, and A. Knoll, "Neuromorphic vision datasets for pedestrian detection, action recognition, and fall detection," *Frontiers in neurorobotics*, vol. 13, p. 38, 2019. 3, 7, 8, 9
- [19] Y. Shavit and R. Ferens, "Introduction to camera pose estimation with deep learning," *arXiv preprint arXiv:1907.05272*, 2019. 3
- [20] A. Kendall, M. Grimes, and R. Cipolla, "Posenet: A convolutional network for real-time 6-dof camera relocalization," in *Proceedings of the IEEE international conference on computer vision*, 2015, pp. 2938–2946. 3
- [21] C. Szegedy, V. Liu, Y. Jia, P. Sermanet, S. Reed, D. Anguelov, D. Erhan, V. Vanhoucke, and A. Rabinovich, "Going deeper with convolutions," in *Proceedings of the IEEE conference on computer vision and pattern recognition*, 2015, pp. 1–9. 3
- [22] K. Simonyan and A. Zisserman, "Very deep convolutional networks for large-scale image recognition," *arXiv preprint arXiv:1409.1556*, 2014. 3
- [23] K. He, X. Zhang, S. Ren, and J. Sun, "Deep residual learning for image recognition," in *Proceedings of the IEEE conference on computer vision and pattern recognition*, 2016, pp. 770–778. 3, 9
- [24] F. Walch, C. Hazirbas, L. Leal-Taixe, T. Sattler, S. Hilsenbeck, and D. Cremers, "Image-based localization using lstms for structured feature correlation," in *Proceedings of the IEEE International Conference on Computer Vision*, 2017, pp. 627–637. 3
- [25] J. Wu, L. Ma, and X. Hu, "Delving deeper into convolutional neural networks for camera relocalization," in *2017 IEEE International*

- Conference on Robotics and Automation (ICRA)*. IEEE, 2017, pp. 5644–5651. 3
- [26] T. Naseer and W. Burgard, “Deep regression for monocular camera-based 6-dof global localization in outdoor environments,” in *2017 IEEE/RISJ International Conference on Intelligent Robots and Systems (IROS)*. IEEE, 2017, pp. 1525–1530. 3
- [27] A. Valada, N. Radwan, and W. Burgard, “Deep auxiliary learning for visual localization and odometry,” in *2018 IEEE international conference on robotics and automation (ICRA)*. IEEE, 2018, pp. 6939–6946. 3
- [28] N. Radwan, A. Valada, and W. Burgard, “Vlocnet++: Deep multi-task learning for semantic visual localization and odometry,” *IEEE Robotics and Automation Letters*, vol. 3, no. 4, pp. 4407–4414, 2018. 3
- [29] Y. Lin, Z. Liu, J. Huang, C. Wang, G. Du, J. Bai, and S. Lian, “Deep global-relative networks for end-to-end 6-dof visual localization and odometry,” in *PRICAI 2019: Trends in Artificial Intelligence: 16th Pacific Rim International Conference on Artificial Intelligence, Cebu, Yanuca Island, Fiji, August 26–30, 2019, Proceedings, Part II*. Springer, 2019, pp. 454–467. 3
- [30] E. Brachmann and C. Rother, “Visual camera re-localization from rgb and rgb-d images using dsac,” *IEEE transactions on pattern analysis and machine intelligence*, vol. 44, no. 9, pp. 5847–5865, 2021. 3
- [31] E. Brachmann, A. Krull, S. Nowozin, J. Shotton, F. Michel, S. Gumhold, and C. Rother, “Dsac-differentiable ransac for camera localization,” in *Proceedings of the IEEE conference on computer vision and pattern recognition*, 2017, pp. 6684–6692. 3
- [32] A. Nguyen, T.-T. Do, D. G. Caldwell, and N. G. Tsagarakis, “Real-time 6dof pose relocalization for event cameras with stacked spatial lstm networks,” in *Proceedings of the IEEE/CVF Conference on Computer Vision and Pattern Recognition Workshops*, 2019, pp. 0–0. 3, 8
- [33] Y. Jin, L. Yu, G. Li, and S. Fei, “A 6-dofs event-based camera relocalization system by cnn-lstm and image denoising,” *Expert Systems with Applications*, vol. 170, p. 114535, 2021. 3, 10
- [34] H. Lin, M. Li, Q. Xia, Y. Fei, B. Yin, and X. Yang, “6-dof pose relocalization for event cameras with entropy frame and attention networks,” in *The 18th ACM SIGGRAPH International Conference on Virtual-Reality Continuum and its Applications in Industry*, 2022, pp. 1–8. 3
- [35] A. Mitrokhin, Z. Hua, C. Fermuller, and Y. Aloimonos, “Learning visual motion segmentation using event surfaces,” in *Proceedings of the IEEE/CVF Conference on Computer Vision and Pattern Recognition*, 2020, pp. 14 414–14 423. 3
- [36] C. Ryan, B. O’Sullivan, A. Elrasad, A. Cahill, J. Lemley, P. Kielty, C. Posch, and E. Perot, “Real-time face & eye tracking and blink detection using event cameras,” *Neural Networks*, vol. 141, pp. 87–97, 2021. 3
- [37] T. Stoffregen, H. Daraei, C. Robinson, and A. Fix, “Event-based kilohertz eye tracking using coded differential lighting,” in *Proceedings of the IEEE/CVF Winter Conference on Applications of Computer Vision*, 2022, pp. 2515–2523. 3
- [38] A. N. Angelopoulos, J. N. Martel, A. P. Kohli, J. Conradt, and G. Wetzstein, “Event-based near-eye gaze tracking beyond 10,000 hz,” *IEEE Transactions on Visualization and Computer Graphics*, vol. 27, no. 5, pp. 2577–2586, 2021. 3
- [39] G. Zhao, Y. Yang, J. Liu, N. Chen, Y. Shen, H. Wen, and G. Lan, “Eve-eye: Rethinking high-frequency eye tracking through the lenses of event cameras,” *Advances in Neural Information Processing Systems*, vol. 36, 2024. 3
- [40] Q. Chen, Z. Wang, S.-C. Liu, and C. Gao, “3et: Efficient event-based eye tracking using a change-based convlstm network,” in *2023 IEEE Biomedical Circuits and Systems Conference (BioCAS)*. IEEE, 2023, pp. 1–5. 3, 7, 8, 11
- [41] N. Zubić, M. Gehrig, and D. Scaramuzza, “State space models for event cameras,” *arXiv preprint arXiv:2402.15584*, 2024. 3
- [42] W. Wu, Z. Qi, and L. Fuxin, “Pointconv: Deep convolutional networks on 3d point clouds,” in *Proceedings of the IEEE/CVF Conference on Computer Vision and Pattern Recognition*, 2019, pp. 9621–9630. 4
- [43] H. Zhao, L. Jiang, J. Jia, P. H. Torr, and V. Koltun, “Point transformer,” in *Proceedings of the IEEE/CVF International Conference on Computer Vision*, 2021, pp. 16 259–16 268. 4
- [44] T. Zhang, X. Li, H. Yuan, S. Ji, and S. Yan, “Point cloud mamba: Point cloud learning via state space model,” *arXiv preprint arXiv:2403.00762*, 2024. 4
- [45] X. Ma, C. Qin, H. You, H. Ran, and Y. Fu, “Rethinking network design and local geometry in point cloud: A simple residual mlp framework,” *arXiv preprint arXiv:2202.07123*, 2022. 4, 11
- [46] Y. Sekikawa, K. Hara, and H. Saito, “Eventnet: Asynchronous recursive event processing,” in *Proceedings of the IEEE/CVF Conference on Computer Vision and Pattern Recognition*, 2019, pp. 3887–3896. 4
- [47] J. Yang, Q. Zhang, B. Ni, L. Li, J. Liu, M. Zhou, and Q. Tian, “Modeling point clouds with self-attention and gumbel subset sampling,” in *Proceedings of the IEEE/CVF conference on computer vision and pattern recognition*, 2019, pp. 3323–3332. 4
- [48] B. Xie, Y. Deng, Z. Shao, H. Liu, and Y. Li, “Vmv-gcn: Volumetric multi-view based graph cnn for event stream classification,” *IEEE Robotics and Automation Letters*, vol. 7, no. 2, pp. 1976–1983, 2022. 4, 9
- [49] A. Gu and T. Dao, “Mamba: Linear-time sequence modeling with selective state spaces,” *arXiv preprint arXiv:2312.00752*, 2023. 6
- [50] Q. Liu, D. Xing, H. Tang, D. Ma, and G. Pan, “Event-based action recognition using motion information and spiking neural networks,” in *IJCAI*, 2021, pp. 1743–1749. 7, 8, 9, 10
- [51] Y. Gao, J. Lu, S. Li, N. Ma, S. Du, Y. Li, and Q. Dai, “Action recognition and benchmark using event cameras,” *IEEE Transactions on Pattern Analysis and Machine Intelligence*, 2023. 7, 8, 10
- [52] E. Mueggler, H. Rebecq, G. Gallego, T. Delbruck, and D. Scaramuzza, “The event-camera dataset and simulator: Event-based data for pose estimation, visual odometry, and slam,” *The International Journal of Robotics Research*, vol. 36, no. 2, pp. 142–149, 2017. 7, 8
- [53] M. Tonsen, X. Zhang, Y. Sugano, and A. Bulling, “Labelled pupils in the wild: a dataset for studying pupil detection in unconstrained environments,” in *Proceedings of the ninth biennial ACM symposium on eye tracking research & applications*, 2016, pp. 139–142. 7
- [54] Y. Hu, S.-C. Liu, and T. Delbruck, “v2e: From video frames to realistic dvs events,” in *Proceedings of the IEEE/CVF Conference on Computer Vision and Pattern Recognition*, 2021, pp. 1312–1321. 7
- [55] H. Ren, Y. Zhou, F. Haotian, Y. Huang, L. Xiaopeng, J. Song, and B. Cheng, “Spikepoint: An efficient point-based spiking neural network for event cameras action recognition,” in *The Twelfth International Conference on Learning Representations*, 2023. 8, 9, 12
- [56] Y. Deng, H. Chen, H. Chen, and Y. Li, “Ev-vgcn: A voxel graph cnn for event-based object classification,” *arXiv preprint arXiv:2106.00216*, 2021. 9
- [57] W. Fang, Z. Yu, Y. Chen, T. Masquelier, T. Huang, and Y. Tian, “Incorporating learnable membrane time constant to enhance learning of spiking neural networks,” in *Proceedings of the IEEE/CVF international conference on computer vision*, 2021, pp. 2661–2671. 9
- [58] Y. Peng, Y. Zhang, Z. Xiong, X. Sun, and F. Wu, “Get: group event transformer for event-based vision,” in *Proceedings of the IEEE/CVF International Conference on Computer Vision*, 2023, pp. 6038–6048. 9
- [59] Z. Liu, H. Hu, Y. Lin, Z. Yao, Z. Xie, Y. Wei, J. Ning, Y. Cao, Z. Zhang, L. Dong *et al.*, “Swin transformer v2: Scaling up capacity and resolution,” in *Proceedings of the IEEE/CVF conference on computer vision and pattern recognition*, 2022, pp. 12 009–12 019. 9
- [60] J. Carreira and A. Zisserman, “Quo vadis, action recognition? a new model and the kinetics dataset,” in *proceedings of the IEEE Conference on Computer Vision and Pattern Recognition*, 2017, pp. 6299–6308. 9, 10
- [61] Z. Liu, L. Wang, W. Wu, C. Qian, and T. Lu, “Tam: Temporal adaptive module for video recognition,” in *Proceedings of the IEEE/CVF international conference on computer vision*, 2021, pp. 13 708–13 718. 9
- [62] G. Bertasius, H. Wang, and L. Torresani, “Is space-time attention all you need for video understanding?” in *ICML*, vol. 2, no. 3, 2021, p. 4. 9
- [63] P. Gu, R. Xiao, G. Pan, and H. Tang, “Stca: Spatio-temporal credit assignment with delayed feedback in deep spiking neural networks,” in *IJCAI*, 2019, pp. 1366–1372. 9
- [64] Q. Wang, Y. Zhang, J. Yuan, and Y. Lu, “st-evt: Hierarchical spatial and temporal feature learning on space-time event clouds,” *Proc. Adv. Neural Inf. Process. Syst. (NeurIPS)*, 2020. 9
- [65] D. Tran, L. Bourdev, R. Fergus, L. Torresani, and M. Paluri, “Learning spatiotemporal features with 3d convolutional networks,” in *Proceedings of the IEEE international conference on computer vision*, 2015, pp. 4489–4497. 9, 10
- [66] K. Hara, H. Kataoka, and Y. Satoh, “Can spatiotemporal 3d cnns retrace the history of 2d cnns and imagenet?” in *Proceedings of the*

- IEEE conference on Computer Vision and Pattern Recognition*, 2018, pp. 6546–6555. 9, 10
- [67] A. Samadzadeh, F. S. T. Far, A. Javadi, A. Nickabadi, and M. H. Chehreghani, “Convolutional spiking neural networks for spatio-temporal feature extraction,” *arXiv preprint arXiv:2003.12346*, 2020. 9
- [68] B. Xie, Y. Deng, Z. Shao, H. Liu, Q. Xu, and Y. Li, “Event tubelet compressor: Generating compact representations for event-based action recognition,” in *2022 7th International Conference on Control, Robotics and Cybernetics (CRC)*. IEEE, 2022, pp. 12–16. 9, 10
- [69] G. Shen, D. Zhao, and Y. Zeng, “Eventmix: An efficient data augmentation strategy for event-based learning,” *Information Sciences*, vol. 644, p. 119170, 2023. 9
- [70] Z. Chen, J. Wu, J. Hou, L. Li, W. Dong, and G. Shi, “Ecsnet: Spatio-temporal feature learning for event camera,” *IEEE Transactions on Circuits and Systems for Video Technology*, 2022. 10
- [71] R. Xiao, H. Tang, Y. Ma, R. Yan, and G. Orchard, “An event-driven categorization model for aer image sensors using multi-spike encoding and learning,” *IEEE transactions on neural networks and learning systems*, vol. 31, no. 9, pp. 3649–3657, 2019. 10
- [72] L. Wang, B. Huang, Z. Zhao, Z. Tong, Y. He, Y. Wang, Y. Wang, and Y. Qiao, “Videomae v2: Scaling video masked autoencoders with dual masking,” in *Proceedings of the IEEE/CVF Conference on Computer Vision and Pattern Recognition*, 2023, pp. 14 549–14 560. 9
- [73] X. Lin, H. Ren, and B. Cheng, “FAPNet: An Effective Frequency Adaptive Point-based Eye Tracker,” in *Proceedings of the IEEE/CVF Conference on Computer Vision and Pattern Recognition Workshops*, 2024. 11