

# A PAge-like Unified Dark Fluid Model

Junchao Wang,<sup>1</sup> Zhiqi Huang,<sup>1,2</sup> Yanhong Yao,<sup>1,\*</sup> Jianqi Liu,<sup>1</sup> Lu Huang,<sup>3</sup> and Yan Su<sup>1</sup>

<sup>1</sup>*School of Physics and Astronomy, Sun Yat-sen University, Zhuhai, 519082, P.R.China*

<sup>2</sup>*CSST Science Center for the Guangdong-Hongkong-Macau Greater Bay Area, Sun Yat-sen University, Zhuhai, 519082, P.R.China*

<sup>3</sup>*CAS Key Laboratory of Theoretical Physics, Institute of Theoretical Physics, Chinese Academy of Sciences (CAS), Beijing 100190, P.R.China*

(Dated: May 10, 2024)

The unified dark fluid model unifies dark matter and dark energy into a single component, providing an alternative and more concise framework for interpreting cosmological observations. We introduce a PAge-like Unified Dark Fluid (PUDF) model based on the PAge approximation (Huang 2020), which is parameterized by the age of the universe and an  $\eta$  parameter indicating the deviation from Einstein-De Sitter Universe. The PUDF model shares many similar features of the standard Lambda cold dark matter ( $\Lambda$ CDM) model and can effectively describe the large-scale structure formation and late-time cosmic acceleration. We constrain the PUDF model with the Planck 2018 cosmic microwave background anisotropies, baryon acoustic oscillation measurements including those from the most recent DESI 2024, the Pantheon+ sample of Type Ia supernovae, and the Cosmic Chronometers compilation. Although the PUDF performs well in fitting all the cosmological datasets, the joint analysis of the data still favors the  $\Lambda$ CDM model over the PUDF model, according to the Bayesian evidence of model comparison.

## I. INTRODUCTION

In the past two decades, a multitude of observations, including cosmic microwave background radiation, supernovae, gravitational lensing, and the large-scale structure (LSS) of the universe, have indicated that the universe is predominantly composed of dark matter and dark energy [1–9]. Dark matter, which is unaffected by radiation, has played a crucial role in the formation of LSS. Meanwhile, dark energy is responsible for the accelerated expansion of the universe. To date, dark matter has not been detected in laboratory settings, and the vacuum energy associated with dark energy is approximately 120 orders of magnitude lower than the theoretical vacuum energy predicted by quantum field theory. The circumstances have prompted the proposal of an alternative interpretation: replacing dark matter and dark energy with an unified dark component known as "Unified Dark Fluid (UDF)." The UDF should enable the growth of structures in the early universe and drive the accelerated expansion of the cosmos in its later stages.

The Generalized Chaplygin Gas (GCG) model was an early candidate for UDF [10–17]. However, the GCG model has faced challenges due to its non-negligible sound speed, which leads to a Jeans length. Below this scale, Unified dark fluid cannot collapse into structures. This limitation makes gravitational potential oscillate and damp, thereby resulting in a significant Integrated Sachs-Wolfe (ISW) effect [18]. Subsequently, the purely kinetic k-essence [19, 20] and the non-canonical kinetic terms [21–25] have been utilized to describe the unified scalar field of dark fluid. There are also some researches on unified dark fluids from bulk viscous cosmology [26–29] and various gravity theories [30–34]. In general, a viable UDF model must possess a speed of sound very close to zero to manifest as dark matter on perturbative levels, giving rise to the structures we observe today. If entropy perturbation is introduced, we can define an effective sound speed

distinct from the adiabatic sound speed within the framework of linear perturbation theory, thereby enabling a model with sufficiently small effective sound speed [35, 36].

The form of the dark fluid is currently inconclusive. In this paper, we propose a PAge-like Unified Dark Fluid (PUDF) model based on the PAge approximation. The PAge approximation is a parameterization based on the cosmic age, which assumes that the product of the cosmic time  $t$  and the Hubble expansion rate  $H$  can be written as a quadratic function of time [37–47]. This approach accurately describes the late-time universe and even extends to higher redshifts  $z \gtrsim 1$ . Notably, the PAge approximation is independent of the concept of dark energy and can provide a nearly model-independent description of the cosmic expansion history [37, 38, 47]. Since the PAge approximation neglects radiation, we set the combined density of the unified dark fluid and baryons according to the PAge approximation, establishing a phenomenological PAge-like unified dark fluid model.

The rest of the paper is structured as follows. In Sec. II, we present the background evolution and perturbations of the PUDF model. Sec. III outlines the observational datasets and the statistical methodology employed. In Sec. IV, we analyze the constrained results and discuss the implications of the PUDF model. In the last section, we draw conclusions from this paper.

## II. PUDF MODEL

Considering a flat, homogeneous, and isotropic universe with these fluids: baryons, unified dark fluid and radiation (including photons and neutrinos). Within the framework of Friedmann-Robertson-Walker metric, we utilize the PAge approximation to evolve the sum of the unified dark fluid density and the baryon density, so the Hubble equation can be written as

$$\begin{aligned} H^2 &= \frac{8\pi G}{3} (\rho_b + \rho_d + \rho_r) \\ &= H_{\text{PAge}}^2 + \frac{8\pi G}{3} \rho_r, \end{aligned} \quad (1)$$

\* yaoyh29@mail.sysu.edu.cn

where  $\rho_b$  is the density of baryons,  $\rho_d$  the density of unified dark fluid, and  $\rho_r$  the density of radiation.  $H_{\text{PAge}}$  in the context of the PAge approximation is described as

$$\frac{H_{\text{PAge}}(a)}{H_{\text{PAge}}(a=1)} = 1 + \frac{2}{3} \left( 1 - \eta \frac{H_{\text{PAge}}(a=1)t_{\text{PAge}}(a)}{p_{\text{age}}} \right) \times \left( \frac{1}{H_{\text{PAge}}(a=1)t_{\text{PAge}}(a)} - \frac{1}{p_{\text{age}}} \right), \quad (2)$$

$$H_{\text{PAge}} dt_{\text{PAge}} = H dt. \quad (3)$$

Here  $a$  is the scale factor,  $t$  the cosmic time, the parameter  $p_{\text{age}}$  is defined as  $p_{\text{age}} \equiv H_{\text{PAge}}(a=1)t_{\text{PAge}}(a=1)$ , and the phenomenological parameter  $\eta$  describes deviations from a purely matter-dominated universe. The relationship between  $H_{\text{PAge}}(a=1)$  and the Hubble constant  $H_0$  is  $H_{\text{PAge}}^2(a=1) = (1 - \Omega_r)H_0^2$ , where the current radiation density fraction  $\Omega_r \equiv \frac{8\pi G}{3H_0^2}\rho_r$ .

Considering a dark fluid obeying the continuity equation, we can derive the equation of state (EOS) parameter  $w_d$  for the dark fluid,

$$w_d \equiv \frac{P_d}{\rho_d} = -1 - \frac{d\rho_d/dt_{\text{PAge}}}{3H_{\text{PAge}}\rho_d}, \quad (4)$$

where  $P_d$  is the pressure for the dark fluid.

Subsequently, we analyze perturbations of the unified dark fluid. We consider the scalar gravitational perturbation in the synchronous gauge

$$ds^2 = a^2(\tau) \left[ -d\tau^2 + (\delta_{ij} + h_{ij}) dx^i dx^j \right], \quad (5)$$

where  $\tau$  is the conformal time and  $h_{ij}$  the metric perturbation. Using the energy-momentum conservation equations and the linear order perturbation of Einstein tensor, the perturbation for unified dark fluid can be characterized as

$$\begin{aligned} \dot{\delta} &= -(1+w) \left( \theta + \frac{\dot{h}}{2} \right) - 3 \frac{\dot{a}}{a} \left( \frac{\delta P}{\delta \rho} - w \right) \delta, \\ \dot{\theta} &= -\frac{\dot{a}}{a} (1 - 3c_{s,\text{ad}}^2) \theta + \frac{\delta P / \delta \rho}{1+w} k^2 \delta - k^2 \sigma, \end{aligned} \quad (6)$$

where the “dot” denotes the derivative with respect to the cosmic time,  $\delta = \delta\rho/\rho$  is the relative density perturbation,  $\theta$  the velocity divergence of the fluid,  $k$  the comoving wavenumber,  $h$  the trace of the metric perturbations  $h_{ij}$ , and  $\sigma$  the shear perturbations of the fluid. The adiabatic sound speed of the fluid  $c_{s,\text{ad}}$  is specified as

$$c_{s,\text{ad}}^2 = \frac{\dot{P}}{\dot{\rho}} = w - \frac{\dot{w}}{3 \frac{\dot{a}}{a} (1+w)}. \quad (7)$$

We introduce entropy perturbation in the unified dark fluid so that  $\frac{\delta P}{\delta \rho}$  is represented as

$$\frac{\delta P}{\delta \rho} = c_{s,\text{eff}}^2 + 3 \frac{\dot{a}}{a} (1+w) (c_{s,\text{eff}}^2 - c_{s,\text{ad}}^2) \frac{\theta}{k^2}, \quad (8)$$

where  $c_{s,\text{eff}}^2$  is the effective sound speed of the unified dark fluid rest frame. For further details, please see Refs. [48, 49].

Applying Equation (8), we restate Equation (6) as

$$\begin{aligned} \dot{\delta} &= -(1+w) \left( \theta + \frac{\dot{h}}{2} \right) - 3 \frac{\dot{a}}{a} (c_{s,\text{eff}}^2 - w) \delta \\ &\quad - 9 \left( \frac{\dot{a}}{a} \right)^2 (c_{s,\text{eff}}^2 - c_{s,\text{ad}}^2) (1+w) \frac{\theta}{k^2}, \\ \dot{\theta} &= -\frac{\dot{a}}{a} (1 - 3c_{s,\text{eff}}^2) \theta + \frac{c_{s,\text{eff}}^2}{1+w} k^2 \delta - k^2 \sigma. \end{aligned} \quad (9)$$

We set  $c_{s,\text{eff}}^2 = 0$  to ensure that such a dark fluid can form structures on small scales. Additionally, we consider the case of a non-viscous fluid by setting the shear perturbation  $\sigma$  of the dark fluid to zero. In our calculations, we made modifications to the publicly available CLASS package [50] to integrate the PAge form of dark fluid, and employed this customized version of CLASS for perturbation-related calculations. Additionally, we utilized adiabatic initial conditions.

Figure 1 clearly illustrates the influences of  $p_{\text{age}}$  and  $\eta$  parameters on the CMB temperature power spectra. A decrease in  $\eta$  or an increase in  $p_{\text{age}}$  delay the time of equality between matter and radiation. Consequently, the gravitational potential decays, leading to an increase in the amplitudes of the peaks in the power spectrum. Shifting our focus to low  $\ell$ , an increase in  $\eta$  or  $p_{\text{age}}$  enhances the integrated Sachs-Wolfe effect.

### III. DATASETS AND METHODOLOGY

To derive the free parameters of the PUDF model, we use the recent observational datasets outlined below.

1. CMB: For the cosmic microwave background (CMB), we utilize the data and likelihood provided by Planck 2018, include the CMB temperature and polarization angular power spectra (plikTTTEEE+lowl+lowE) [8, 51] and CMB lensing [52].
2. BAO: The baryon acoustic oscillations (BAO) analysis extracted from three sources:
  - (a) The Six-degree Field Galaxy Survey (6dFGS) [53].
  - (b) The BAO-only portion of the compilation from eBOSS DR16 [54], which includes SDSS DR7 MGS [55], BOSS DR12 [56], eBOSS DR16 Luminous Red Galaxy samples (LRG) [57, 58], eBOSS DR16 Quasar samples (QSO) [59, 60], eBOSS DR16 Emission Line Galaxies samples (ELG) [61], and eBOSS DR16 Ly $\alpha$  forest samples [62].
  - (c) DESI year one observation measurements specified in Ref. [63], including samples from the Bright Galaxy Sample (BGS), LRG, combined LRG and ELG, ELG, QSO and Ly $\alpha$  forest [63–65].
3. SNe Ia: For Type Ia supernovae (SNe Ia), we employ the Pantheon+ compilation [66], spanning a redshift range from  $z = 0.001$  to 2.26.
4. CC: Cosmic Chronometers (CC) is a technique utilized in cosmology for the independent measurement of the Hubble

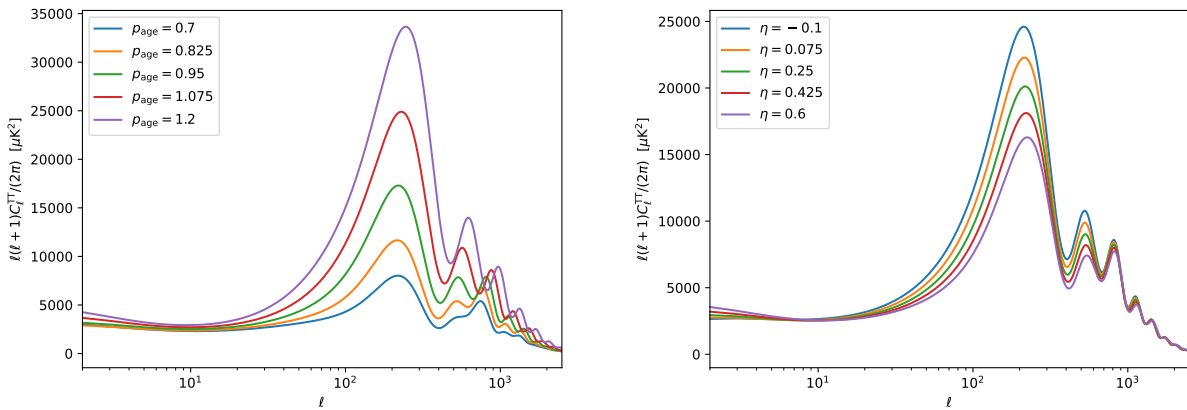


FIG. 1. The CMB temperature power spectra for different values of parameters  $p_{\text{age}}$  (left panel) and  $\eta$  (right panel). Other relevant parameters are fixed to their mean values extracted from CMB + BAO + SN + CC data analysis listed in Table I.

parameter irrespective of cosmological models. We employ the CC compilation provided in Table 4 of Ref. [67].

5. BBN: For Big Bang Nucleosynthesis (BBN), we use the observational  $d(p, \gamma)^3\text{He}$  rate provided by Ref. [68].

To constrain the parameters of the PUDF model, we employ Monte Python, a Monte Carlo Markov Chain (MCMC) code [69, 70] with a customized CLASS package. Monte Python incorporates the likelihoods of the aforementioned datasets. For our MCMC implementation, we use the Metropolis-Hastings algorithm and consider chain convergence achieved when the Gelman-Rubin criterion [71]  $R - 1 < 0.03$ .

We explore two distinct combinations of datasets to examine whether the parameters of the PUDF model remain consistent under different cosmological data constraints. One set comprises background data with the addition of BBN, namely BBN+SN+BAO+CC. For this combination, the free parameters are  $\{\Omega_b h^2, H_0, p_{\text{age}}, \eta\}$ , where the current baryon density fraction  $\Omega_b \equiv \frac{8\pi G}{3H_0^2} \rho_b$ . The joint likelihood function is given by  $-2 \ln \mathcal{L} = \chi_{\text{BBN}}^2 + \chi_{\text{SN}}^2 + \chi_{\text{BAO}}^2 + \chi_{\text{CC}}^2$ . The presence of a unified dark fluid might affect observations of the CMB [36, 72]. Hence, for another set of data, we incorporate CMB into the background data, leading to CMB+SN+BAO+CC. The free parameters for this joint constraint are  $\{\Omega_b h^2, 100\theta_*, \ln 10^{10} A_s, n_s, \tau_{\text{reio}}, p_{\text{age}}, \eta\}$ . The joint likelihood function is expressed as  $-2 \ln \mathcal{L} = \chi_{\text{CMB}}^2 + \chi_{\text{SN}}^2 + \chi_{\text{BAO}}^2 + \chi_{\text{CC}}^2$ . In addition, we constrain the standard cosmological  $\Lambda$ CDM model in a flat universe using CMB+SN+BAO+CC data, to compare with the PUDF model. The free parameters with flat priors are listed in Table I.

#### IV. RESULTS AND DISCUSSION

Table I presents cosmological parameter constraints at the 68 percent confidence level of the  $\Lambda$ CDM model and PUDF model. Merely from the information listed in Table I, we do not find any apparent difference between  $\Lambda$ CDM and PUDF models. To better quantify the model difference, we compute the Bayesian evidence  $\ln B_{ij}$  (where  $i = \text{PUDF}$ ,  $j = \Lambda\text{CDM}$ ) by using the MCEv-

idence code [73, 74] to do model comparisons. The Bayesian evidence can be derived solely from the MCMC chains as detailed by Ref. [75]. The result  $\ln B_{ij} = -6.274$  suggests that the measurements strongly favor the  $\Lambda$ CDM model [76]. Figure 2 illustrates the evolution of the EOS with redshift for the PUDF model, with parameters constrained to their mean values from CMB+SN+BAO+CC. The EOS is approximately zero at the earlier epoch, behaving akin to dark matter, gradually evolving to around  $-0.7$  today, suggesting the PUDF model effectively describes the cosmic expansion history. Figure 3 contrasts the parameter space  $\{p_{\text{age}}, \eta\}$  and  $\{H_0, \Omega_b h^2\}$  of the PUDF model under the joint constraint of BBN+SN+BAO+CC and CMB+SN+BAO+CC. From the left panel of Figure 3, it can be observed that two phenomenological parameters of the PUDF model  $p_{\text{age}}$  and  $\eta$  are compatible within about  $2\sigma$  confidence interval, whether or not early universe CMB data are factored in, indicating the robustness in representing both the early and late universe. The ranges of  $H_0$  in the right panel of Figure 3 are consistent when constrained by BBN or CMB, implying that the Hubble constant crisis is not directly caused by the use of CMB data. We notice that this conclusion holds true for the  $\Lambda$ CDM model as well [77].

In the Page approximation, various late-time models can be mapped onto the  $\{p_{\text{age}}, \eta\}$  parameter space, so we can compare which model is favored by late data at once, see [44]. The PUDF model extends beyond this approximation, encompassing the radiation-dominated era. When early data, like CMB, are included in the analysis, the confidence region of  $\{p_{\text{age}}, \eta\}$  no longer apply to these late mappings. We notice that the projection of the  $\Lambda$ CDM model onto the  $\{p_{\text{age}}, \eta\}$  space lies beyond the  $2\sigma$  confidence region combined by CMB+BAO+SN+CC datasets. However, due to the reasons mentioned earlier, this does not necessarily imply that the  $\Lambda$ CDM model is ruled out at the  $2\sigma$  confidence level but indicates differing expansion histories between the  $\Lambda$ CDM and PUDF model.

In Figure 4, we present the baryon power spectra for the  $\Lambda$ CDM and PUDF model at  $z = 0$ , along with their relative differences. The parameters are taken from the mean values listed under the column CMB+SN+BAO+CC in Table I. It can be observed that the difference between the baryon power spectra of the two mod-

Parameter	Prior range	CMB+BAO+SN+CC		BBN+BAO+SN+CC
		$\Lambda$ CDM	PUDF	PUDF
$\Omega_b h^2$	[0.0211, 0.0241]	$0.02248 \pm 0.00013$	$0.02253 \pm 0.00014$	$0.02280 \pm 0.00037$
$\Omega_{\text{cdm}} h^2$	[0, 1]	$0.11856 \pm 0.00074$	-	-
$100\theta_s$	[1.03, 1.05]	$1.04203 \pm 0.00029$	$1.04217 \pm 0.00029$	-
$\log[10^{10} A_s]$	[2.94, 3.24]	$3.053 \pm 0.015$	$3.054^{+0.014}_{-0.017}$	-
$n_s$	[0.94, 1.02]	$0.9688 \pm 0.0035$	$0.9710 \pm 0.0041$	-
$\tau_{\text{reio}}$	[0.01, 0.14]	$0.0595 \pm 0.0075$	$0.0599^{+0.0070}_{-0.0086}$	-
$H_0$	[20, 100]	$68.05 \pm 0.33$	$68.26 \pm 0.64$	$66.0 \pm 1.4$
$p_{\text{age}}$	[0.7, 1.2]	-	$0.9637 \pm 0.0076$	$0.9551 \pm 0.0084$
$\eta$	[-0.1, 0.9]	-	$0.432 \pm 0.023$	$0.340 \pm 0.039$

TABLE I. The prior ranges and mean values with  $1\sigma$  errors for the parameters of the  $\Lambda$ CDM and PUDF models.

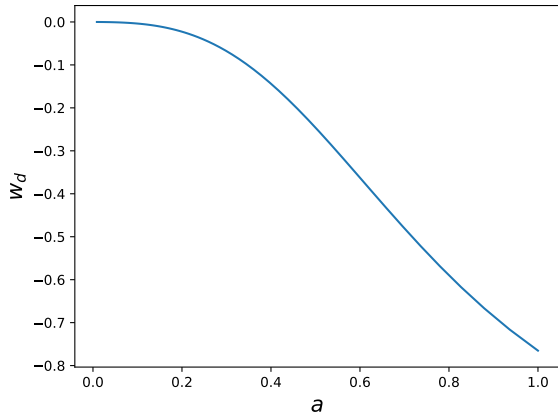


FIG. 2. The evolution of the equation of state for the PUDF model. The model parameters are fixed to their mean values extracted from CMB + BAO + SN + CC data analysis listed in Table I.

els is less than 1.5%, indicating that PUDF indeed offers a viable explanation for the formation of LSS. Besides, the baryon power spectrum of the PUDF model is lower than that of the  $\Lambda$ CDM model at scales where  $k < 1 h/\text{Mpc}$ , suggesting a shallower gravitational potential, which results in a lower rate of structure growth. This could potentially alleviate the tension between the CMB observations and the LSS. It is noteworthy that another unified dark fluid model has also pointed out this possibility [36]. However, further confirmation requires the constraint from cosmic shear data.

## V. CONCLUDING REMARKS

Observations indicate that the universe is predominantly composed of two dark components: dark matter and dark energy, which are responsible for the structure formation and accelerated expansion of the cosmos, respectively. However, their origins and

nature remain enigmatic in physics. The concept of a unified dark fluid aims to simplify cosmological models and potentially reveal new physical principles by explaining these phenomena with a single entity. This paper introduces a PAge-like Unified Dark Fluid (PUDF) model based on the PAge approximation, with the adiabatic sound speed set to zero to ensure the dark fluid can cluster on small scales. The PAge approximation is independent of the concept of dark energy and can describe the late universe with sufficient accuracy in an almost model-independent way. We set the sum of the unified dark fluid density and the baryon density according to the form of the PAge approximation, thereby extending the applicability of the PAge approximation to the era dominated by radiation.

We apply constraints to the PUDF model by using two datasets: CMB+SN+BAO+CC and BBN+SN+BAO+CC. Under both datasets, the model parameters are mutually consistent, demonstrating the robustness of the PUDF model. Subsequently, we employed the Bayesian evidence to compare the PUDF and  $\Lambda$ CDM models constrained by the CMB+SN+BAO+CC datasets. The analysis reveals that the data strongly favor the  $\Lambda$ CDM model over the PUDF model. The EOS shows that the PAge-like unified dark fluid can effectively drive cosmic acceleration in the late universe. The baryon power spectra at present for both the  $\Lambda$ CDM and PUDF models differ by less than 1.5%, indicating that the PUDF model can account for large-scale structure formation. Notably, the baryon power spectrum of PUDF model is lower than that of  $\Lambda$ CDM model at scales where  $k < 1 h/\text{Mpc}$ , hinting a shallower gravitational potential that might reduce tension between CMB observations and the growth of LSS. However, further confirmation is needed, considering constraints from cosmic shear observations, which we leave for future work.

## ACKNOWLEDGMENTS

This work is supported by National Natural Science Foundation of China (NSFC) under Grant No. 12073088, the National key R&D Program of China (Grant No. 2020YFC2201600), and National SKA Program of China No. 2020SKA0110402.

[1] A. Taylor, S. Dye, T. J. Broadhurst, N. Benitez, and E. Van Kampen, *The Astrophysical Journal* **501**, 539 (1998).

[2] A. G. Riess, A. V. Filippenko, P. Challis, A. Clocchiatti, A. Diercks, P. M. Garnavich, R. L. Gilliland, C. J. Hogan, S. Jha, R. P. Kirshner,

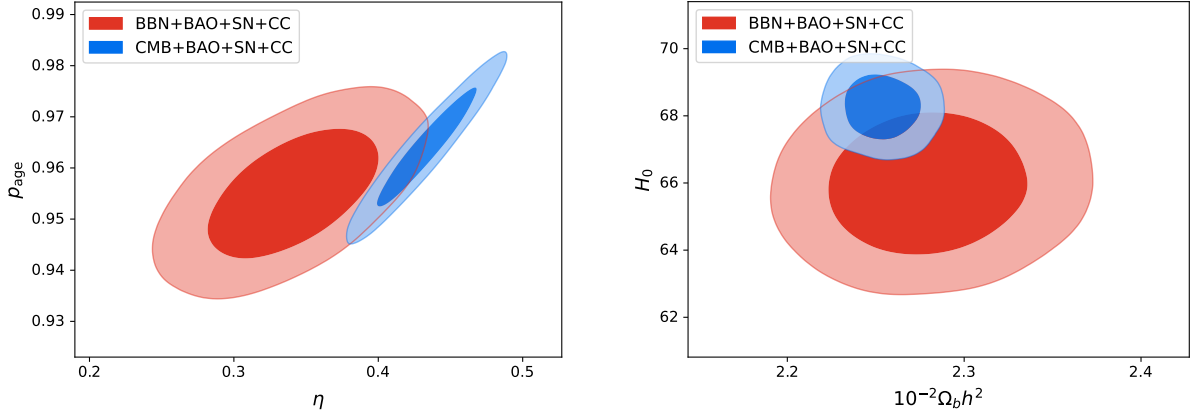


FIG. 3. The  $1\sigma$  and  $2\sigma$  confidence level contours for the parameter space  $\{p_{\text{age}}, \eta\}$  (left panel) and  $\{H_0, \Omega_b h^2\}$  (right panel) of the PUDF model.

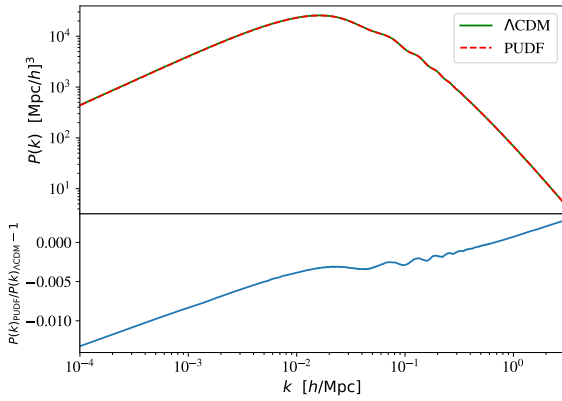


FIG. 4. The baryon power spectra of the PUDF model and  $\Lambda$ CDM model at  $z = 0$ . The model parameters are fixed to their mean values extracted from CMB + BAO + SN + CC data analysis listed in Table I.

et al., *The astronomical journal* **116**, 1009 (1998).  
[3] S. Perlmutter, G. Aldering, G. Goldhaber, R. A. Knop, P. Nugent, P. G. Castro, S. Deustua, S. Fabbro, A. Goobar, D. E. Groom, *et al.*, *The Astrophysical Journal* **517**, 565 (1999).  
[4] P. J. E. Peebles and B. Ratra, *Reviews of modern physics* **75**, 559 (2003).  
[5] W. J. Percival, S. Cole, D. J. Eisenstein, R. C. Nichol, J. A. Peacock, A. C. Pope, and A. S. Szalay, *Monthly Notices of the Royal Astronomical Society* **381**, 1053 (2007).  
[6] S. W. Allen, A. E. Evrard, and A. B. Mantz, *Annual Review of Astronomy and Astrophysics* **49**, 409 (2011).  
[7] X. Yang, H. Mo, F. C. Van den Bosch, A. Pasquali, C. Li, and M. Barden, *The Astrophysical Journal* **671**, 153 (2007).  
[8] N. Aghanim, Y. Akrami, M. Ashdown, J. Aumont, C. Baccigalupi, M. Ballardini, A. J. Banday, R. Barreiro, N. Bartolo, S. Basak, *et al.*, *Astronomy & Astrophysics* **641**, A6 (2020).  
[9] N. Jeffrey, M. Gatti, C. Chang, L. Whiteway, U. Demirbozan, A. Kovács, G. Pollina, D. Bacon, N. Hamaus, T. Kacprzak, *et al.*, *Monthly Notices of the Royal Astronomical Society* **505**, 4626 (2021).  
[10] A. Kamenshchik, U. Moschella, and V. Pasquier, *Physics Letters B* **511**, 265 (2001).  
[11] M. Bento, O. Bertolami, and A. A. Sen, *Physical Review D* **66**,

043507 (2002).  
[12] N. Bilić, G. B. Tupper, and R. D. Viollier, *Physics Letters B* **535**, 17 (2002).  
[13] X. Zhang, F.-Q. Wu, and J. Zhang, *Journal of Cosmology and Astroparticle Physics* **2006**, 003 (2006).  
[14] L. Xu, J. Lu, and Y. Wang, *The European Physical Journal C* **72**, 1 (2012).  
[15] A. Abdullah, A. A. El-Zant, and A. Ellithi, *Physical Review D* **106**, 083524 (2022).  
[16] G. Mandal and S. K. Biswas, *arXiv preprint arXiv:2403.13028* (2024).  
[17] P. K. Dunsby, O. Luongo, and M. Muccino, *Physical Review D* **109**, 023510 (2024).  
[18] H. B. Sandvik, M. Tegmark, M. Zaldarriaga, and I. Waga, *Physical Review D* **69**, 123524 (2004).  
[19] R. J. Scherrer, *Physical review letters* **93**, 011301 (2004).  
[20] E. Guendelman, E. Nissimov, and S. Pacheva, *The European Physical Journal C* **76**, 1 (2016).  
[21] D. Bertacca, N. Bartolo, A. Diaferio, and S. Matarrese, *Journal of Cosmology and Astroparticle Physics* **2008**, 023 (2008).  
[22] D. Bertacca, M. Bruni, O. F. Piattella, and D. Pietrobon, *Journal of Cosmology and Astroparticle Physics* **2011**, 018 (2011).  
[23] S. S. Mishra and V. Sahni, *The European Physical Journal C* **81**, 1 (2021).  
[24] P.-H. Chavanis, *Astronomy* **1**, 126 (2022).  
[25] E. Frion, D. Camarena, L. Giani, T. Miranda, D. Bertacca, V. Marra, and O. F. Piattella, *Open Journal of Astrophysics* **7** (2024).  
[26] R. Colistete Jr, J. Fabris, J. Tossa, and W. Zimdahl, *Physical Review D* **76**, 103516 (2007).  
[27] X. Dou, X.-H. Meng, *et al.*, *Advances in Astronomy* **2011** (2011).  
[28] E. Elkhateeb, *International Journal of Modern Physics D* **28**, 1950110 (2019).  
[29] E. A. Elkhateeb and M. Hashim, *Journal of High Energy Astrophysics* **37**, 3 (2023).  
[30] A. R. Liddle and L. A. Ureña-López, *Physical review letters* **97**, 161301 (2006).  
[31] A. B. Henriques, R. Potting, and P. M. Sá, *Physical Review D* **79**, 103522 (2009).  
[32] G. Koutsoumbas, K. Ntorkis, E. Papantonopoulos, and E. N. Saridakis, *Journal of Cosmology and Astroparticle Physics* **2018**, 003 (2018).  
[33] J. Dutta, W. Khyllap, E. N. Saridakis, N. Tamanini, and S. Vagnozzi, *Journal of Cosmology and Astroparticle Physics* **2018**, 041 (2018).

- [34] P. M. Sá, *Universe* **6**, 78 (2020).
- [35] D. Bertacca, N. Bartolo, and S. Matarrese, *Advances in Astronomy* **2010**, 1 (2010).
- [36] S. Camera, M. Martinelli, and D. Bertacca, *Physics of the Dark Universe* **23**, 100247 (2019).
- [37] Z. Huang, *The Astrophysical Journal Letters* **892**, L28 (2020).
- [38] X. Luo, Z. Huang, Q. Qian, and L. Huang, *The Astrophysical Journal* **905**, 53 (2020).
- [39] L. Huang, Z.-Q. Huang, Z.-Y. Li, and H. Zhou, *Research in Astronomy and Astrophysics* **21**, 277 (2021).
- [40] L. Huang, Z. Huang, X. Luo, X. He, and Y. Fang, *Physical Review D* **103**, 123521 (2021).
- [41] L. Huang, Z. Huang, H. Zhou, and Z. Li, *Science China Physics, Mechanics & Astronomy* **65**, 239512 (2022).
- [42] Z. Huang, *Communications in Theoretical Physics* **74**, 095404 (2022).
- [43] R.-G. Cai, Z.-K. Guo, S.-J. Wang, W.-W. Yu, and Y. Zhou, *Physical Review D* **106**, 063519 (2022).
- [44] R.-G. Cai, Z.-K. Guo, S.-J. Wang, W.-W. Yu, and Y. Zhou, *Physical Review D* **105**, L021301 (2022).
- [45] Z. Li, L. Huang, and J. Wang, *Monthly Notices of the Royal Astronomical Society* **517**, 1901 (2022).
- [46] J. Wang, Z. Huang, and L. Huang, *Science China Physics, Mechanics & Astronomy* **66**, 129511 (2023).
- [47] L. Huang, S.-J. Wang, and W.-W. Yu, *arXiv preprint arXiv:2401.14170* (2024).
- [48] H. Kodama and M. Sasaki, *Progress of Theoretical Physics Supplement* **78**, 1 (1984).
- [49] W. Hu, *The Astrophysical Journal* **506**, 485 (1998).
- [50] D. Blas, J. Lesgourgues, and T. Tram, *Journal of Cosmology and Astroparticle Physics* **2011**, 034 (2011).
- [51] N. Aghanim, Y. Akrami, M. Ashdown, J. Aumont, C. Baccigalupi, M. Ballardini, A. J. Banday, R. Barreiro, N. Bartolo, S. Basak, *et al.*, *Astronomy & Astrophysics* **641**, A5 (2020).
- [52] N. Aghanim, Y. Akrami, M. Ashdown, J. Aumont, C. Baccigalupi, M. Ballardini, A. J. Banday, R. Barreiro, N. Bartolo, S. Basak, *et al.*, *Astronomy & Astrophysics* **641**, A8 (2020).
- [53] F. Beutler, C. Blake, M. Colless, D. H. Jones, L. Staveley-Smith, L. Campbell, Q. Parker, W. Saunders, and F. Watson, *Monthly Notices of the Royal Astronomical Society* **416**, 3017 (2011).
- [54] S. Alam, M. Aubert, S. Avila, C. Bolland, J. E. Bautista, M. A. Bershad, D. Bizyaev, M. R. Blanton, A. S. Bolton, J. Bovy, *et al.*, *Physical Review D* **103**, 083533 (2021).
- [55] A. J. Ross, L. Samushia, C. Howlett, W. J. Percival, A. Burden, and M. Manera, *Monthly Notices of the Royal Astronomical Society* **449**, 835 (2015).
- [56] S. Alam, M. Ata, S. Bailey, F. Beutler, D. Bizyaev, J. A. Blazek, A. S. Bolton, J. R. Brownstein, A. Burden, C.-H. Chuang, *et al.*, *Monthly Notices of the Royal Astronomical Society* **470**, 2617 (2017).
- [57] J. E. Bautista, R. Paviot, M. Vargas Magaña, S. de La Torre, S. Fromenteau, H. Gil-Marín, A. J. Ross, E. Burtin, K. S. Dawson, J. Hou, *et al.*, *Monthly Notices of the Royal Astronomical Society* **500**, 736 (2021).
- [58] H. Gil-Marín, J. E. Bautista, R. Paviot, M. Vargas-Magaña, S. de La Torre, S. Fromenteau, S. Alam, S. Ávila, E. Burtin, C.-H. Chuang, *et al.*, *Monthly Notices of the Royal Astronomical Society* **498**, 2492 (2020).
- [59] J. Hou, A. G. Sánchez, A. J. Ross, A. Smith, R. Neveux, J. Bautista, E. Burtin, C. Zhao, R. Scoccimarro, K. S. Dawson, *et al.*, *Monthly Notices of the Royal Astronomical Society* **500**, 1201 (2021).
- [60] R. Neveux, E. Burtin, A. de Mattia, A. Smith, A. J. Ross, J. Hou, J. Bautista, J. Brinkmann, C.-H. Chuang, K. S. Dawson, *et al.*, *Monthly Notices of the Royal Astronomical Society* **499**, 210 (2020).
- [61] A. De Mattia, V. Ruhlmann-Kleider, A. Raichoor, A. J. Ross, A. Tamone, C. Zhao, S. Alam, S. Avila, E. Burtin, J. Bautista, *et al.*, *Monthly Notices of the Royal Astronomical Society* **501**, 5616 (2021).
- [62] H. D. M. Des Bourbonx, J. Rich, A. Font-Ribera, V. de Sainte Agathe, J. Farr, T. Etourneau, J.-M. Le Goff, A. Cuceu, C. Bolland, J. E. Bautista, *et al.*, *The Astrophysical Journal* **901**, 153 (2020).
- [63] A. Adame, J. Aguilar, S. Ahlen, S. Alam, D. Alexander, M. Alvarez, O. Alves, A. Anand, U. Andrade, E. Armengaud, *et al.*, *arXiv preprint arXiv:2404.03002* (2024).
- [64] A. Adame, J. Aguilar, S. Ahlen, S. Alam, D. Alexander, M. Alvarez, O. Alves, A. Anand, U. Andrade, E. Armengaud, *et al.*, *arXiv preprint arXiv:2404.03000* (2024).
- [65] A. Adame, J. Aguilar, S. Ahlen, S. Alam, D. Alexander, M. Alvarez, O. Alves, A. Anand, U. Andrade, E. Armengaud, *et al.*, *arXiv preprint arXiv:2404.03001* (2024).
- [66] D. Brout, D. Scolnic, B. Popovic, A. G. Riess, A. Carr, J. Zuntz, R. Kessler, T. M. Davis, S. Hinton, D. Jones, *et al.*, *The Astrophysical Journal* **938**, 110 (2022).
- [67] M. Moresco, L. Pozzetti, A. Cimatti, R. Jimenez, C. Maraston, L. Verde, D. Thomas, A. Citro, R. Tojeiro, and D. Wilkinson, *Journal of Cosmology and Astroparticle Physics* **2016**, 014 (2016).
- [68] E. G. Adelberger, A. García, R. H. Robertson, K. Snover, A. Balantekin, K. Heeger, M. Ramsey-Musolf, D. Bemmerer, A. Jungmans, C. Bertulani, *et al.*, *Reviews of Modern Physics* **83**, 195 (2011).
- [69] B. Audren, J. Lesgourgues, K. Benabed, and S. Prunet, *JCAP* **1302**, 001 (2013).
- [70] T. Brinckmann and J. Lesgourgues, *arXiv preprint arXiv:2404.03000* (2018).
- [71] A. Gelman and D. B. Rubin, *Statistical science* **7**, 457 (1992).
- [72] S. Camera, D. Bertacca, A. Diaferio, N. Bartolo, and S. Matarrese, *Mon. Not. Roy. Astron. Soc.* **399**, 1995 (2009).
- [73] A. Heavens, Y. Fantaye, E. Sellentin, H. Eggers, Z. Hosenie, S. Kroon, and A. Mootooyaloo, *Physical review letters* **119**, 101301 (2017).
- [74] A. Heavens, Y. Fantaye, A. Mootooyaloo, H. Eggers, Z. Hosenie, S. Kroon, and E. Sellentin, *arXiv preprint arXiv:1704.03472* (2017).
- [75] Y.-H. Yao, J.-C. Wang, and X.-H. Meng, *Physical Review D* **109**, 063502 (2024).
- [76] R. E. Kass and A. E. Raftery, *Journal of the american statistical association* **90**, 773 (1995).
- [77] N. Schöneberg, J. Lesgourgues, and D. C. Hooper, *JCAP* **10**, 029 (2019).