

The possibility of multi-TeV secondary gamma rays from GRB221009A

Oleg Kalashev,^{1,2} Felix Aharonian,^{3,4,5} Warren Essey,⁶ Yoshiyuki Inoue,^{7,8,9} and Alexander Kusenko^{6,9}

¹Laboratory of Astrophysics, Ecole Polytechnique Federale de Lausanne, CH-1015, Lausanne, Switzerland

²Institute for Nuclear Research of the Russian Academy of Sciences,
60th October Anniversary Prospect 7a, Moscow 117312, Russia

³Dublin Institute for Advanced Studies, School of Cosmic Physics, 31 Fitzwilliam Place, Dublin 2, Ireland

⁴Max-Planck-Institut für Kernphysik, Saupfercheckweg 1, 69117 Heidelberg, Germany

⁵Yerevan State University, 1 Alek Manukyan St., Yerevan 0025, Armenia

⁶Department of Physics and Astronomy, University of California, Los Angeles
Los Angeles, California, 90095-1547, USA

⁷Department of Earth and Space Science, Graduate School of Science,
Osaka University, Toyonaka, Osaka 560-0043, Japan

⁸Interdisciplinary Theoretical & Mathematical Science Program (iTHEMS),
RIKEN, 2-1 Hirosawa, Saitama 351-0198, Japan

⁹Kavli Institute for the Physics and Mathematics of the Universe (WPI), UTIAS
The University of Tokyo, Kashiwa, Chiba 277-8583, Japan

(Dated: May 10, 2024)

The brightest gamma ray burst (GRB) ever observed, GRB221009A, produced a surprisingly large flux of gamma rays with multi-TeV energies, which are expected to be absorbed in interactions with extragalactic background light (EBL). If the highest energy gamma rays were produced at the source, their spectral shape would have to exhibit a nonphysical spike even for the lowest levels of EBL. We show that, for widely accepted models of EBL, the data can be explained by secondary gamma rays produced in cosmic ray interactions along the line of sight, as long as the extragalactic magnetic fields (EGMFs) are 10^{-16} G or smaller, assuming 1 Mpc correlation length. Our interpretation supports the widely held expectation that GRB jets can accelerate cosmic rays to energies as high as 10 EeV and above, and it has implications for understanding the magnitudes of EGMFs.

The brightest ever observed gamma ray burst (GRB) GRB 221009A [1, 2] defies conventional expectations and offers an opportunity to test models of production and propagation of gamma rays, cosmic rays, and neutrinos with multimessenger observations. In this *letter* we show that the *secondary* gamma rays, previously identified as a viable explanation of the observed hard spectra of distant blazars, can explain the most striking features of the GRB 221009A observations. We also explore implications for extragalactic magnetic fields (EMF) and extragalactic background light (EBL).

GRB 221009A represents a new class of EBL-obscured sources similar to very distant blazars which challenge the lower bounds on extragalactic background light estimations [3, 4]. While it is possible that some exotic, yet undiscovered particles [5–7] or Lorentz invariance violation [8–11] could explain the high-energy spectrum of GRB 221009A, we will consider an alternative explanation based on the cosmic rays accelerated in the GRB 221009A jet generating secondary gamma rays along the line of sight [12], similar to the explanation of TeV signals from distant blazars [13–27]. We will show that this hypothesis is, indeed, consistent with the data.

The most striking feature of GRB 221009A is the observation of gamma rays with energies above 10 TeV from an object at redshift as high as 0.151 [2]. These data challenge conventional models of gamma-ray production at the source because the gamma rays would have to overcome attenuation due to interactions with EBL [29, 30],

which would require the spectrum at the source to have a spike at energies above TeV, even for the lowest levels of EBL consistent with galaxy counts. In Fig. 1, we illustrate the difficulties with explaining the data by gamma rays originating at the source. If the gamma-ray spectrum is a power law, attenuation due to EBL results in a solid line shown in the left-hand panel of Fig. 1. The EBL level used in this calculation is inferred from the galaxy counts [28], which serve as a lower bound on EBL. The last energy bin is clearly in contradiction with the prediction of the power-law model. For this calculation we used the maximal gamma-ray energy at the source as high as 10 PeV, well above the observed data points or theoretical expectations from the acceleration models. The short mean free path to interactions with EBL causes absorption of the highest-energy photons very close to the source. (In what follows we will consider protons, which can carry the energy away from the source and produce gamma rays much closer to the observer, evading the attenuation due to EBL.) If the spectrum at the source is not assumed to be a power law, one can ask what spectral shape is required to reproduce the observed data. Such reconstructed spectrum, again using the EBL of Ref. [28], is shown as green crosses in the right-hand side panel of Fig. 1. It shows a spike above 10 TeV, which could be considered a spectral feature inconsistent with standard gamma-ray production models (see, however, Refs. [31, 32]). One can further ask whether reducing the levels of EBL below those based on the galaxy

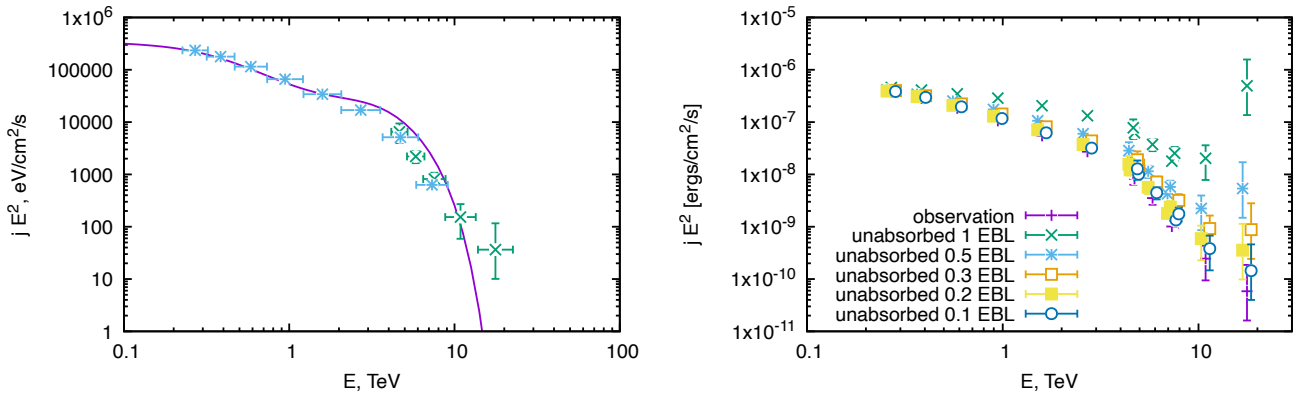


FIG. 1: Gamma rays produced at the source would have to overcome a growing optical depth at higher energies. The left panel shows the LHAASO data [2] and the predicted flux of gamma rays (solid line) produced at the source with a power-law spectrum extending to 10 PeV. Even with this extremely high energy cutoff, a power-law flux fails to explain the highest-energy LHAASO data point. The panel on the right shows the observational data points and the reconstructed spectrum at the source, assuming the lower EBL estimate from Ref. [28], as well as the levels of EBL artificially scaled down by factors 0.5 and 0.1. The spike in the gamma-ray spectrum above 10 TeV is inconsistent with models of gamma-ray production. Even if the EBL level was as low as 10-50%, below the lower bounds based on the galaxy counts, the last data point would still required a non-physical hardening of the spectrum at the source.

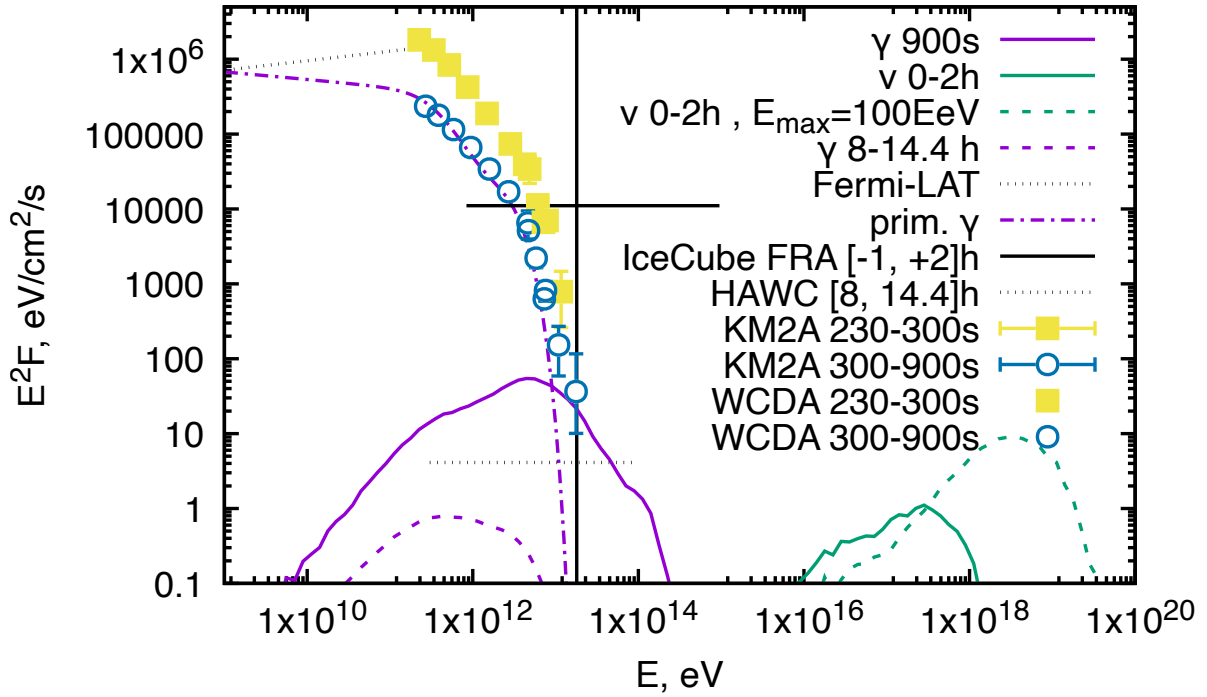


FIG. 2: Primary gamma rays, originating at the source with a power-law spectrum are shown by a dash-dotted line. The secondary gamma rays and accompanying neutrinos, produced in cosmic-ray interactions along the line of sight are shown by a solid lines peaked at a few TeV and a few hundred PeV, respectively. The which explains the last bins of the LHAASO data [2]. Late-time predictions for the gamma rays and neutrinos are shown by the dashed lines. Intergalactic magnetif fields were assumed to be 10^{-17} G, with a correlation length of 1 Mpc.

counts (thought to be the lower limits) could allow for a monotonically decreasing spectrum at the source. We show in the same figure the reconstructed spectra for

EBL levels assumed to have the same spectral shape as in Ref. [28] but multiplied by an *ad hoc* factor smaller than one, namely, 0.5, 0.3, 0.2, 0.1. The spike above 10 TeV

persists down to the levels of EBL that one would not be able to reconcile with galaxy counts.

Thus the last energy bin in the LHAASO observations calls for an explanation that is different from gamma rays produced at the source propagating through photon backgrounds. As mentioned, some exotic models have been put forth, such as Lorentz invariance violation [8–11] or axion-like particles [5–7]. We will consider a different hypothesis, which was successful at explaining the highest energy gamma rays from EBL obscured distant blazars [13–27].

The apparent transparency of the universe to gamma rays is not unique to GRB 221009A. All highest energy gamma rays produced by distant sources are expected to show a suppression in the spectrum due to pair production interactions of high-energy gamma rays with EBL [33–39]. However, a number of blazars have spectra that extend to the energies incompatible even with the lowest levels of EBL [4, 40–42]. Lorentz invariance violation or hypothetical new particles have been invoked to explain the blazar data [43–46]. However, the blazar data can be understood if one includes the secondary gamma rays produced in line-of-sight interactions of cosmic rays accelerated in the same sources [13–27]. This explanation works as long as the extragalactic magnetic fields are as low as 10^{-14} G [16], which is consistent with all the known observational bounds [47]. Confirmation of secondary gamma rays hypothesis can thus provide information about EBL as well as the strengths of extragalactic magnetic fields [16].

Let us summarize the lessons learned from distant blazars [13–27] focusing on simple scaling laws for gamma rays produced at the source and along the line of sight. The flux of primary gamma rays, produced at the source, scales with distance d as [13, 15]:

$$F_{\text{prim},\gamma}(d) \propto \frac{1}{d^2} \exp\{-d/\lambda_\gamma\}, \quad (1)$$

where λ_γ is the attenuation length due to the interactions with EBL. The same jets that produce gamma rays in blazars (and GRBs) can accelerate protons.¹ In addition to indirect evidence of proton acceleration in blazar jets inferred from their hard gamma-ray spectra and the need for secondary gamma rays [13–15], the neutrino signal detected by IceCube from TXS 0506+056 [48] supports the expectation that blazar jets can accelerate protons to very high energies.

The protons traveling along the line of sight interact with EBL and cosmic microwave background (CMB) radiation: $p\gamma_b \rightarrow pe^+e^-$, $p\gamma_b \rightarrow n\pi^+$, $p\gamma_b \rightarrow p\pi^0$. These

reactions, strongly boosted in the direction of the proton momentum, produce secondary gamma rays from direct pair production well as π^0 decays. In contrast with primary gamma rays, for which the background photons cause exponential attenuation, production of secondary gamma rays has a different scaling with distance. The background photons serve as a target for $p\gamma_b$ processes, as well as the absorbing medium. The resulting flux scales with distance d as [15]

$$F_{\text{sec},\gamma}(d) \propto \frac{\lambda_\gamma}{4\pi d^2} [1 - e^{-d/\lambda_\gamma}] \propto \begin{cases} 1/d, & \text{for } d \ll \lambda_\gamma, \\ 1/d^2, & \text{for } d \gg \lambda_\gamma. \end{cases} \quad (2)$$

This applies to isotropic or beamed sources, as long as the effects of the beam broadening are small, which is the case for EGMF below 10 fG, in agreement with observational data [47, 49, 50]. Secondary neutrinos produced in line-of-sight interactions of photons with photon backgrounds have a flux that scales as

$$F_{\text{sec},\nu}(d) \propto (F_{\text{protons}} \times d) \propto \frac{1}{d}. \quad (3)$$

The $1/d$ scaling applies as long as the EGMFs are sufficiently small to allow the protons to remain within the angular resolution of the detector. This scaling law may be the reason why the neutrino detector IceCube has not found an association of neutrino arrival directions with nearby sources: if $F \propto 1/d^p$, the flux is dominated by nearby sources for $p > 2$ (primary neutrinos), but it is dominated by very distant sources for $p < 2$ (secondary neutrinos) [14, 51].

Both blazars and GRBs satisfy the Hillas criteria for objects capable of accelerating cosmic rays to ultrahigh energies [52]. It is therefore reasonable to expect that protons are accelerated in GRB jets and that their interactions with cosmic photon backgrounds along the line of sight can produce secondary gamma rays with energies above TeV.

We calculated the spectrum of secondary gamma rays numerically, taking into account deflections in the magnetic fields of the cosmic-ray protons, as well as the development of an electromagnetic cascade and deflections of the electrons and positrons, using Monte Carlo code CRbeam [53, 54]. We assume that the primary gamma rays are produced in the GRB jet with a power-law SED of the cosmic-ray protons $dN_p/dE \propto E^{-2}$. For the EBL we used the model of Ref. [55]. After cascading and absorption, the SED takes the shape shown by a dotted line in Fig 2. There is a sharp drop in the flux of primary gamma rays around 2 TeV, beyond which the primary gamma rays are filtered out by their interactions with EBL.

The proton injection spectrum was assumed to be a power law $dN/dE \propto E^{-2}$ with maximal energy $E_{\text{max}} = 10$ EeV. Secondary gamma-ray flux produced in $p\gamma$ interactions with the universal photon background is shown

¹ In hadronic models, the accelerated protons participate in production of primary gamma rays. In leptonic models, gamma rays can be produced without the protons' involvement, but that does not preclude the jets from production of high-energy cosmic-ray protons.

by a solid magenta line. Secondary gamma rays account for all the observed flux *above 10 TeV*.

In addition to describing the spectrum, the secondary gamma rays must be consistent with the timeline of observations. LHAASO observed gamma rays with energies 0.5–18 TeV [56] within a time window of ~ 2000 s. A constraint on the magnetic fields along the line of sight can be inferred from requiring that the secondary gamma rays arrive within the 2000 s time window [20]. In the case of blazars, the time delays imply that the magnetic fields along the line of sight must be $B \lesssim 10^{-14}$ G, assuming the correlation length of 1 Mpc [16, 20]. There is also a lower bound [57, 58] on the intergalactic magnetic fields from considering sub-TeV spectra of blazars, which, taking into account possible time variability of the source on long time scales, implies $B \gtrsim 10^{-18}$ G [58]. We calculated the light curves assuming the magnetic fields $10^{-17}\text{G} \lesssim B \lesssim 10^{-15}\text{G}$ along the line of sight. The relevant time delay, to be compared with the 2000 s observational window, is the sum of three contributions:

$$\tau_{\text{delay}} = \tau_{\text{source}} + \tau_{\text{p}} + \tau_{\text{cascade}},$$

where τ_{source} reflects the proton delays in the local magnetic fields near the source, τ_{p} accounts for the EGMF dependent delays in the proton propagation along the line of sight outside the source, and τ_{cascade} is the delay in the electromagnetic cascade.

In the host galaxy of GRB 221009A, the delays of the outgoing proton are caused by the galactic magnetic fields, which we assume to be $B_{\text{gal}} \sim 10^{-6}$ G with a typical correlation length $L_{\text{gal}} \sim 10$ pc. Assuming the proton with energy $E \sim 100$ EeV crosses distance $d_{\text{gal}} \sim 0.1$ kpc typical of the disk thickness, it incurs a delay $\tau_{\text{source}} \sim 10$ s, which is much smaller than the 2000 s observational time scale.

The remaining two contributions to the arrival time delay were calculated numerically for the light curves shown in Fig. 3 and in Table I, which show consistency of the expected delays with the observational time window of ~ 2000 s for the EGMF amplitude of 10^{-16} G or smaller, assuming 1 Mpc magnetic field correlation length.

The required (isotropic) source luminosity in protons L_{iso} and the fraction $f_{E\gamma\text{sec}}$ of the proton energy in secondary TeV gamma rays arriving within 2000 second were calculated for models with $E_{\text{max}} = 10$ EeV and E^{-2} injection spectrum, assuming the observed flux of secondary gamma rays of $10^{-8}\text{erg cm}^{-2}\text{s}^{-1}$. The results are presented in Table I.

We have shown that secondary gamma rays produced in cosmic-ray interactions along the line of sight provide a viable explanation of the highest energy data reported by LHAASO. This appears to confirm that GRBs can accelerated protons to very high energies, as was already pointed out in Ref. [12]. Furthermore, the observed gamma rays are consistent with the expected time delays, as long as the EGMFs along the line of sight are below

B, G	$\tau_{\text{obs}}/\text{s}$	$\tau_{\text{med}}/\text{s}$	$f_{E\gamma\text{sec}}$	$\log(L_{\text{iso}}/\text{erg})$
10^{-17}	3	7.6×10^3	0.0039	53.5
10^{-16}	55	7.6×10^5	0.00062	54.3
10^{-15}	6300	7.6×10^7	3.6×10^{-5}	55.5

TABLE I: Time interval τ_{obs} corresponding to the flux decrease by a factor $1/e$ and a median delay τ_{med} for secondary gamma rays with energy above 1 TeV, as well as the fraction $f_{E\gamma}$ of the initial energy that reaches an observer in the form of multi-TeV secondary gamma rays within 2000 seconds, and corresponding isotropic source luminosity in cosmic rays L_{iso} required to explain the observations, depending on the intergalactic magnetic field assumed

10^{-16}G , assuming 1 Mpc correlation length. The small magnetic fields in the voids may be vestiges of primordial seed fields, which could open a new window on the early universe cosmology with future gamma-ray data. Importantly, our results show that there is no conflict between the LHAASO observations and the models of EBL, because secondary gamma rays can account for the highest-energy data.

The work of A. K. was supported by the U.S. Department of Energy (DOE) Grant No. DE-SC0009937; by World Premier International Research Center Initiative (WPI), MEXT, Japan; and by Japan Society for the Promotion of Science (JSPS) KAKENHI Grant No. JP20H05853. YI is supported by NAOJ ALMA Scientific Research Grant Number 2021-17A; by World Premier International Research Center Initiative (WPI), MEXT; and by JSPS KAKENHI Grant Number JP18H05458, JP19K14772, and JP22K18277.

-
- [1] M. A. Williams *et al.*, *Astrophys. J. Lett.* **946**, L24 (2023), [arXiv:2302.03642 \[astro-ph.HE\]](#).
 - [2] Z. Cao *et al.* (LHAASO), *Sci. Adv.* **9**, adj2778 (2023), [arXiv:2310.08845 \[astro-ph.HE\]](#).
 - [3] F. Aharonian *et al.* (H.E.S.S.), *Nature* **440**, 1018 (2006), [arXiv:astro-ph/0508073](#).
 - [4] S. Abdollahi *et al.* (Fermi-LAT), *Science* **362**, 1031 (2018), [arXiv:1812.01031 \[astro-ph.HE\]](#).
 - [5] G. Galanti, L. Nava, M. Roncadelli, F. Tavecchio, and G. Bonnoli, *Phys. Rev. Lett.* **131**, 251001 (2023), [arXiv:2210.05659 \[astro-ph.HE\]](#).
 - [6] G. Galanti, M. Roncadelli, and F. Tavecchio, (2022), [arXiv:2211.06935 \[astro-ph.HE\]](#).
 - [7] W. Lin and T. T. Yanagida, *Chin. Phys. Lett.* **40**, 069801 (2023), [arXiv:2210.08841 \[hep-ph\]](#).
 - [8] H. Li and B.-Q. Ma, *Eur. Phys. J. C* **83**, 192 (2023), [arXiv:2210.05563 \[astro-ph.HE\]](#).
 - [9] H. Li and B.-Q. Ma, *Astropart. Phys.* **148**, 102831 (2023), [arXiv:2210.06338 \[astro-ph.HE\]](#).
 - [10] S. Nakagawa, F. Takahashi, M. Yamada, and W. Yin, (2022), [arXiv:2210.10022 \[hep-ph\]](#).
 - [11] J. D. Finke and S. Razzaque, *Astrophys. J. Lett.* **942**, L21 (2023), [arXiv:2210.11261 \[astro-ph.HE\]](#).

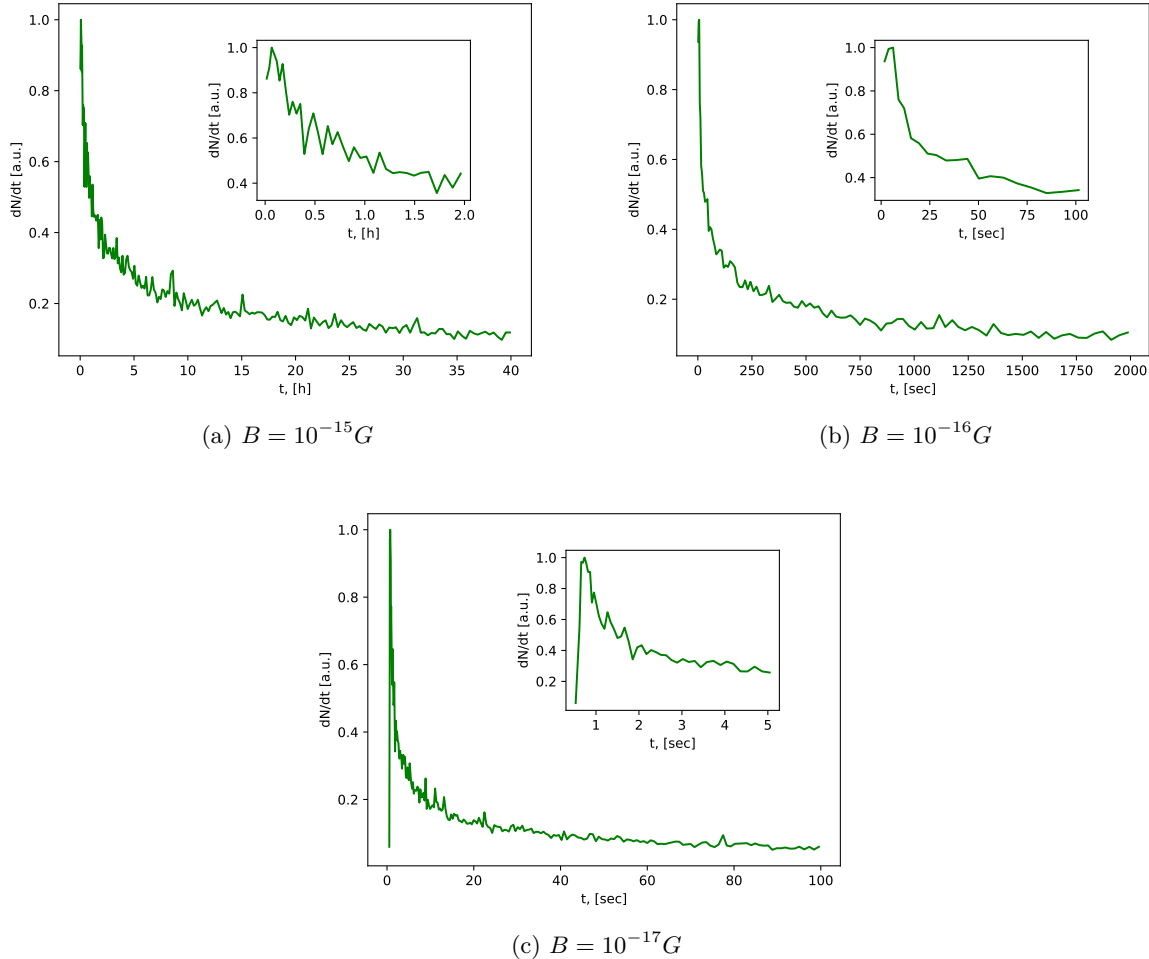


FIG. 3: Light curves of secondary γ with energies above 1 TeV assuming source injecting protons with energy spectrum E^{-2} up to 10 EeV. For the intergalactic magnetic field the correlation length of 1 Mpc was assumed and the absolute value indicated in the captions.

- [12] S. Das and S. Razzaque, *Astron. Astrophys.* **670**, L12 (2023), arXiv:2210.13349 [astro-ph.HE].
- [13] W. Essey and A. Kusenko, *Astropart. Phys.* **33**, 81 (2010), arXiv:0905.1162 [astro-ph.HE].
- [14] W. Essey, O. E. Kalashev, A. Kusenko, and J. F. Beacom, *Phys. Rev. Lett.* **104**, 141102 (2010), arXiv:0912.3976 [astro-ph.HE].
- [15] W. Essey, O. Kalashev, A. Kusenko, and J. F. Beacom, *Astrophys. J.* **731**, 51 (2011), arXiv:1011.6340 [astro-ph.HE].
- [16] W. Essey, S. Ando, and A. Kusenko, *Astropart. Phys.* **35**, 135 (2011), arXiv:1012.5313 [astro-ph.HE].
- [17] W. Essey and A. Kusenko, *Astrophys. J. Lett.* **751**, L11 (2012), arXiv:1111.0815 [astro-ph.HE].
- [18] K. Murase, C. D. Dermer, H. Takami, and G. Migliori, *Astrophys. J.* **749**, 63 (2012), arXiv:1107.5576 [astro-ph.HE].
- [19] S. Razzaque, C. D. Dermer, and J. D. Finke, *Astrophys. J.* **745**, 196 (2012), arXiv:1110.0853 [astro-ph.HE].
- [20] A. Prosekin, W. Essey, A. Kusenko, and F. Aharonian, *Astrophys. J.* **757**, 183 (2012), arXiv:1203.3787 [astro-ph.HE].
- [21] F. Aharonian, W. Essey, A. Kusenko, and A. Prosekin, *Phys. Rev. D* **87**, 063002 (2013), arXiv:1206.6715 [astro-ph.HE].
- [22] Y. G. Zheng and T. Kang, *Astrophys. J.* **764**, 113 (2013), arXiv:1609.09148 [astro-ph.HE].
- [23] O. E. Kalashev, A. Kusenko, and W. Essey, *Phys. Rev. Lett.* **111**, 041103 (2013), arXiv:1303.0300 [astro-ph.HE].
- [24] H. Takami, K. Murase, and C. D. Dermer, *Astrophys. J. Lett.* **771**, L32 (2013), arXiv:1305.2138 [astro-ph.HE].
- [25] Y. Inoue, O. E. Kalashev, and A. Kusenko, *Astropart. Phys.* **54**, 118 (2014), arXiv:1308.5710 [astro-ph.HE].
- [26] W. Essey and A. Kusenko, *Astropart. Phys.* **57-58**, 30 (2014), arXiv:1310.3440 [astro-ph.HE].
- [27] A. De Franco, Y. Inoue, M. A. Sánchez-Conde, and G. Cotter, *Astropart. Phys.* **93**, 8 (2017), arXiv:1707.00250 [astro-ph.IM].
- [28] S. P. Driver, S. K. Andrews, L. J. Davies, A. S. G. Robotham, A. H. Wright, R. A. Windhorst, S. Cohen, K. Emig, R. A. Jansen, and L. Dunne, *Astrophys. J.* **827**, 108 (2016), arXiv:1605.01523 [astro-ph.GA].

- [29] R. Gould and G. Schröder, *Phys. Rev. Lett.* **16**, 252 (1966).
- [30] J. V. Jelley, *Phys. Rev. Lett.* **16**, 479 (1966).
- [31] F. A. Aharonian, A. N. Timokhin, and A. V. Plyasheshnikov, *Astron. and Astrophys.* **384**, 834 (2002), arXiv:astro-ph/0108419 [astro-ph].
- [32] F. A. Aharonian, in *27th International Cosmic Ray Conference (ICRC27)*, International Cosmic Ray Conference, Vol. 27 (2001) p. 250, arXiv:astro-ph/0112314 [astro-ph].
- [33] A. Franceschini, G. Rodighiero, and M. Vaccari, *Astron. Astrophys.* **487**, 837 (2008), arXiv:0805.1841 [astro-ph].
- [34] J. D. Finke, S. Razzaque, and C. D. Dermer, *Astrophys. J.* **712**, 238 (2010), arXiv:0905.1115 [astro-ph.HE].
- [35] A. Dominguez *et al.*, *Mon. Not. Roy. Astron. Soc.* **410**, 2556 (2011), arXiv:1007.1459 [astro-ph.CO].
- [36] R. C. Gilmore, R. S. Somerville, J. R. Primack, and A. Dominguez, *Mon. Not. Roy. Astron. Soc.* **422**, 3189 (2012), arXiv:1104.0671 [astro-ph.CO].
- [37] E. Dwek and F. Krennrich, *Astropart. Phys.* **43**, 112 (2013), arXiv:1209.4661 [astro-ph.CO].
- [38] Y. Inoue, S. Inoue, M. A. R. Kobayashi, R. Makiya, Y. Niino, and T. Totani, *Astrophys. J.* **768**, 197 (2013), arXiv:1212.1683 [astro-ph.CO].
- [39] J. D. Finke, M. Ajello, A. Dominguez, A. Desai, D. H. Hartmann, V. S. Paliya, and A. Saldana-Lopez, *Astrophys. J.* **941**, 33 (2022), arXiv:2210.01157 [astro-ph.GA].
- [40] V. A. Acciari *et al.* (MAGIC), *Mon. Not. Roy. Astron. Soc.* **486**, 4233 (2019), arXiv:1904.00134 [astro-ph.HE].
- [41] V. A. Acciari *et al.* (VERITAS, Fermi), *Astrophys. J. Lett.* **708**, L100 (2010), arXiv:0912.0730 [astro-ph.CO].
- [42] J. Aleksić *et al.* (MAGIC), *Astron. Astrophys.* **567**, A135 (2014), arXiv:1401.0464 [astro-ph.HE].
- [43] A. De Angelis, M. Roncadelli, and O. Mansutti, *Phys. Rev. D* **76**, 121301 (2007), arXiv:0707.4312 [astro-ph].
- [44] M. Simet, D. Hooper, and P. D. Serpico, *Phys. Rev. D* **77**, 063001 (2008), arXiv:0712.2825 [astro-ph].
- [45] D. Horns, L. Maccione, M. Meyer, A. Mirizzi, D. Montanino, and M. Roncadelli, *Phys. Rev. D* **86**, 075024 (2012), arXiv:1207.0776 [astro-ph.HE].
- [46] M. Meyer and D. Horns, *PoS EPS-HEP2013*, 406 (2013), arXiv:1310.2058 [astro-ph.HE].
- [47] A. Kandus, K. E. Kunze, and C. G. Tsagas, *Phys. Rept.* **505**, 1 (2011), arXiv:1007.3891 [astro-ph.CO].
- [48] M. G. Aartsen *et al.* (IceCube), *Science* **361**, 147 (2018), arXiv:1807.08794 [astro-ph.HE].
- [49] J. D. Finke, L. C. Reyes, M. Georganopoulos, K. Reynolds, M. Ajello, S. J. Fegan, and K. McCann, *Astrophys. J.* **814**, 20 (2015), arXiv:1510.02485 [astro-ph.HE].
- [50] F. Aharonian *et al.* (H.E.S.S., Fermi-LAT), *Astrophys. J. Lett.* **950**, L16 (2023), arXiv:2306.05132 [astro-ph.HE].
- [51] A. Kochocki, V. Takhistov, A. Kusenko, and N. Whitehorn, *Astrophys. J.* **914**, 91 (2021), arXiv:2012.05955 [astro-ph.HE].
- [52] K. Kotera and A. V. Olinto, *Ann. Rev. Astron. Astrophys.* **49**, 119 (2011), arXiv:1101.4256 [astro-ph.HE].
- [53] V. Berezhinsky and O. Kalashev, *Phys. Rev. D* **94**, 023007 (2016), arXiv:1603.03989 [astro-ph.HE].
- [54] O. Kalashev, A. Korochkin, A. Neronov, and D. Semikoz, (2022), 10.1051/0004-6361/202243364, arXiv:2201.03996 [astro-ph.HE].
- [55] A. Franceschini and G. Rodighiero, *Astron. Astrophys.* **603**, A34 (2017), arXiv:1705.10256 [astro-ph.HE].
- [56] Y. Huang, S. Hu, S. Chen, M. Zha, C. Liu, Z. Yao, Z. Cao, and T. L. Experiment, *GRB Coordinates Network* **32677**, 1 (2022).
- [57] A. Neronov and I. Vovk, *Science* **328**, 73 (2010), arXiv:1006.3504 [astro-ph.HE].
- [58] C. D. Dermer, M. Cavadini, S. Razzaque, J. D. Finke, J. Chiang, and B. Lott, *Astrophys. J. Lett.* **733**, L21 (2011), arXiv:1011.6660 [astro-ph.HE].