

Biology-inspired joint distribution neurons based on Hierarchical Correlation Reconstruction allowing for multidirectional neural networks

Jarek Duda

Jagiellonian University, Golebia 24, 31-007 Krakow, Poland, Email: dudajar@gmail.com

Abstract—Biological neural networks seem qualitatively superior (e.g. in learning, flexibility, robustness) to current artificial like Multi-Layer Perceptron (MLP) or Kolmogorov-Arnold Network (KAN). Simultaneously, in contrast to them: biological have fundamentally multidirectional signal propagation [1], also of probability distributions e.g. for uncertainty estimation, and are believed not being able to use standard backpropagation training [2]. There are proposed novel artificial neurons based on HCR (Hierarchical Correlation Reconstruction) allowing to remove the above low level differences: with neurons containing local joint distribution model (of its connections), representing joint density on normalized variables as just linear combination of (f_j) orthonormal polynomials: $\rho(\mathbf{x}) = \sum_{j \in B} a_j f_j(\mathbf{x})$ for $\mathbf{x} \in [0, 1]^d$ and $B \subset \mathbb{N}^d$ some chosen basis. By various index summations of such $(a_j)_{j \in B}$ tensor as neuron parameters, we get simple formulas for e.g. conditional expected values for propagation in any direction, like $E[x|y, z]$, $E[y|x]$, which degenerate to KAN-like parametrization if restricting to pairwise dependencies. Such HCR network can also propagate probability distributions (also joint) like $\rho(y, z|x)$. It also allows for additional training approaches, like direct (a_j) estimation, through tensor decomposition, or more biologically plausible information bottleneck training: layers directly influencing only neighbors, optimizing content to maximize information about the next layer, and minimizing about the previous to remove noise, extract crucial information.

Keywords: machine learning, neural networks, Kolmogorov-Arnold Network, joint distribution, conditional distribution, Bayesian Neural Networks, tensor decomposition, mutual information, information bottleneck approach, HSIC

I. INTRODUCTION

Biological neurons use complex propagation of action potentials, travelling in both directions of e.g. axons: "it is not uncommon for axonal propagation of action potentials to happen in both directions" [1]. They have access to information from connected neurons, which complete statistical description is their joint distribution - beside value dependence, also describing dependencies of e.g. variances as so called homoscedasticity common in financial data, and other moments (we will decompose into with HCR approach as in Fig. 1). Biological neurons should be optimized through biological evaluation to include such additional information if only beneficial, often required to work on distributions e.g. to estimate uncertainties.

In contrast, arbitrarily chosen popular parametrization types like Multi-Layer Perceptron (MLP) [3] as trained linear combinations with fixed nonlinear activation function, or Kolmogorov-Arnold Network (KAN) [4] additionally training activation functions, are optimized for propagation in single direction, and work only on values not distributions. Additionally, they are mainly trained by backpropagation, which is rather inaccessible for biological [2] neural networks. These differences lead to being

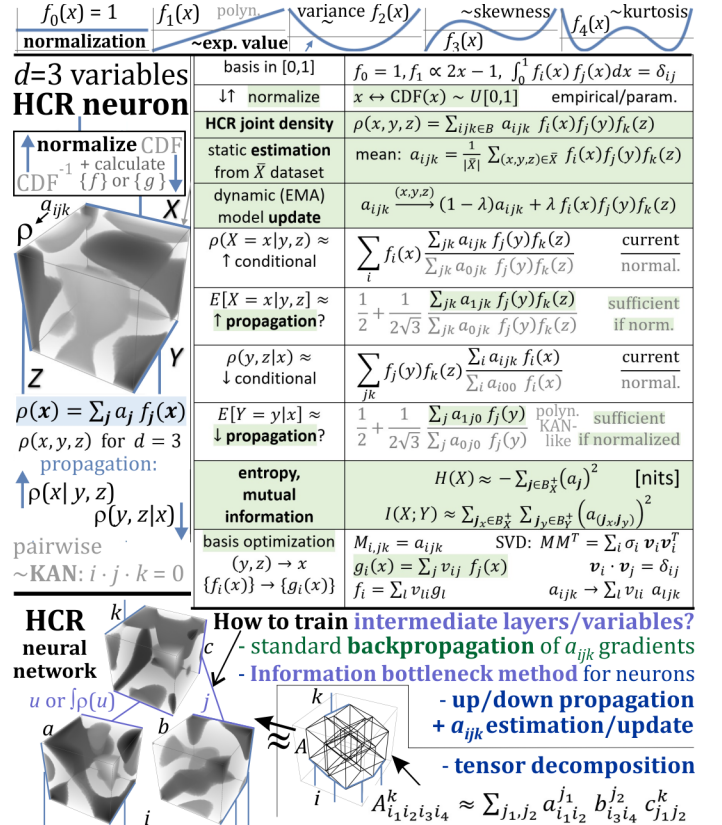


Figure 1. The proposed HCR neuron and neural network (HCRN, HCRNN) containing local joint distribution model represented in $(a_j)_{j \in B}$ tensor, e.g. $(a_{ijk})_{i,j,k \in \{0, \dots, m\}}$ for $d = 3$ connections. **Top:** orthonormal polynomial basis assuming normalization to uniform distribution in $[0, 1]$. **Middle:** HCR neuron containing and applying joint distribution model for $d = 3$ variables, and gathered formulas for direct estimation/model update, its application to propagate entire distributions and expected values alone. Such ρ density parametrization can drop below 0, what is usually repaired by calibration e.g. using normalized $\max(\rho, 0.1)$ density. However, for neural networks with inter-layer normalization this issue seems negligible, what essentially simplifies calculations to the shown formulas. Propagating only expected values and normalizing, we can use only the marked nominators - as in KAN optimizing nonlinear functions (polynomial here) by including only pairwise dependencies (a with two nonzero indexes), extending to their products to consciously include higher order dependencies. **Bottom:** schematic HCR neural network and some training approaches of intermediate layers - which in HCR can be treated as values or their distributions (replacing $f_i(u)$ with its i -th moment: $\int_0^1 \rho(u) f_i(u) du$). There is also visualized tensor decomposition approach - estimate dependencies (e.g. pairwise) for multiple variables and try to automatically decompose it to multiple dependencies of a smaller numbers of variables with algebraic methods.

far from learning capabilities, flexibility, robustness of biological neural networks - summarized in Fig. 2. To reduce these low level differences, we should search for more powerful artificial

Parameters	ANN	BNN
Structure	input weight output hidden layer	dendrites synapse axon cell body
Learning	very precise structures and formatted data	they can tolerate ambiguity
Processor	complex high speed one or a few	simple low speed large number
Memory	separate from a processor localized non-content addressable	integrated into processor distributed content-addressable
Computing	centralized sequential stored programs	distributed parallel self-learning
Reliability	very vulnerable	robust
Expertise	numerical and symbolic manipulations	perceptual problems
Operating Environment	well-defined well-constrained	poorly defined un-constrained
Fault Tolerance	the potential of fault tolerance	performance degraded even on partial damage

Figure 2. Summary of differences between artificial (ANN) and biological neural networks (BNN, based on <https://www.geeksforgeeks.org/difference-between-ann-and-bnn/>) - **BNNs are qualitatively superior in terms of learning, flexibility and robustness - just increasing the number of neurons might be insufficient to reach them.** To create ANNs closer to capabilities of BNNs, we should include such their low level properties, summarized in Fig. 3, and **possible for neurons containing local joint distribution model** - allowing to approach complete statistical description of information available to neuron.

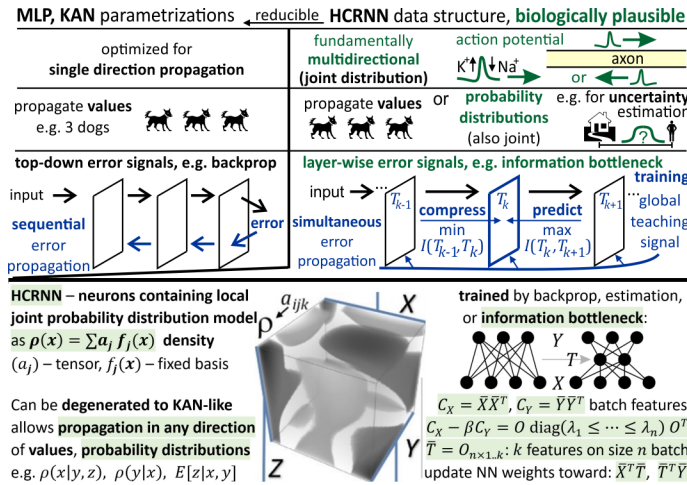


Figure 3. MLP, KAN are arbitrarily chosen parametrizations, trained for unidirectional value propagation with backpropagation - believed to be inaccessible for biological NN [2], which are qualitatively superior e.g. in learning, flexibility and robustness as summarized in Fig. 2. While our understanding of such high level superiority is far from complete, it should come from low level differences, like fundamentally multidirectional propagation, also of probability distributions, and e.g. information bottleneck training (here similar to HSIC [5], [6]) - all included in proposed HCRNN, which can be also degenerated to KAN-like.

neurons, like HCRNN proposed in this article.

To reach both multidirectional propagation, and working also with distributions e.g. for uncertainty estimation, there could be used Bayes theorem e.g. in Bayesian Neural Networks [7] - which in practice use relatively simple models. To include more detailed description of complex dependencies also of continuous variables, neuron could model the entire joint distribution of its connections (containing much more than value dependence), substitute and normalize to get conditional distributions without Bayes theorem. However, joint distributions of continuous vari-

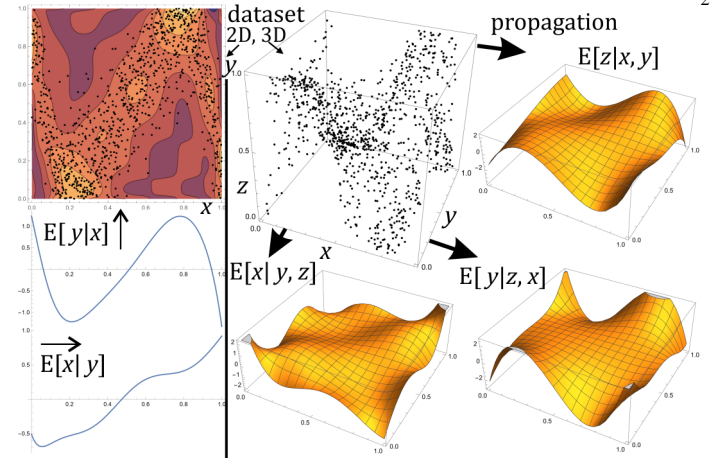


Figure 4. Simple 2/3D examples from HCRNN Wolfram notebook of propagation in any direction based on the shown datasets (points) as conditional expected values, here being degree $m = 8$ polynomials.

$$\rho(x, y) = \sum_{i,j \geq 0} a_{ij} f_i(x) f_j(y) \quad (a_{ij}) \text{ in neuron } d=2 \text{ model}$$

$$a_{ij} = \frac{1}{|\bar{X}|} \sum_{(x,y) \in \bar{X}} f_i(x) f_j(y) \quad \text{direct estimation}$$

$$\rho(x|y) = \sum_{i \geq 0} f_i(x) \frac{\sum_j a_{ij} f_j(y)}{\sum_j a_{0j} f_j(y)}$$

$$E[x|y] = \frac{1}{2} + \frac{1}{2\sqrt{3}} \frac{\sum_i a_{1i} f_i(y)}{\sum_i a_{0i} f_i(y)}$$

$$\rho(y|x) = \sum_{j \geq 0} f_j(y) \frac{\sum_i a_{ij} f_i(x)}{\sum_i a_{i0} f_i(x)}$$

$$E[y|x] = \frac{1}{2} + \frac{1}{2\sqrt{3}} \frac{\sum_i a_{i1} f_i(x)}{\sum_i a_{i0} f_i(x)}$$

$$I(X; Y) \approx \sum_{i,j > 0} (a_{ij})^2$$

Figure 5. Basic formulas and example for $d = 2$ dimensional case. Neuron contains a_{ij} matrix (generally order d tensor of mainly zeros), allowing for propagation in various directions e.g. as expected values by various index summations - if there is further normalization, we can use just the marked polynomial (summed for multiple variables like in KAN e.g. (6)). We can see **change of propagation direction needs just transposition of a_{ij} matrix** (then normalization), also for larger tensors it is just a matter of index permutation, finally normalizing to make $a_{00} = 1$. As a_{i0}, a_{0i} describe marginal distributions, normalization should make them nearly zero, with exception of $a_{00} = 1$.

ables become quite complicated, difficult to describe and handle. Classical approaches are copulas [8] but they are low parametric, or kernel density estimation (KDE) [9] which is impractical in higher dimension.

Hierarchical Correlation Reconstruction (HCR) ([10], [11], [12], [13], [14], [15])¹, used for such artificial neurons as in Fig. 1, 3, 4, 5 allow to overcome these difficulties by representing joint distribution of d normalized variables as just a linear combination for B chosen basis: $\rho(x) = \sum_{j \in B} a_j \prod_{i=1}^d f_{j_i}(x_i)$, where by bold font there are denoted vectors. Using orthonormal polynomials: $\int_0^1 f_i(x) f_j(x) dx = \delta_{ij}$, the (a_j) tensor of coefficients is inexpensive to estimate and update, literally providing hierarchical correlation decomposition into (mixed) moments as in Fig. 7. While generally such density as a linear combination can get below 0, what previously was repaired by calibration, for neural networks with normalization between layers this issue could be

¹HCR introduction: <https://community.wolfram.com/groups/-/m/t/3017754>, HCRNN application: <https://community.wolfram.com/groups/-/m/t/3241700>

just neglected, essentially reducing computational costs.

Having such (a_j) tensor as neuron parameters, we can for example propagate in various directions values or probabilities by just changing index summations like in Fig. 1, 5. Restricting to pairwise dependencies by using only (a_j) with two nonzero indexes, such propagation formulas become sums of optimized polynomials, like in KAN parametrization - but additionally allowing e.g. multidirectional propagation also of probability distributions.

Another crucial question is training - while backpropagation is popular for ANNs and can be also used for HCRNN as parametrization, for example for biological it is believed to be inaccessible [2]. Therefore, we should also search for and consider other training approaches, and HCRNN is extremely flexible here, starting with inexpensive direct estimation of (a_j) parameters of joint distribution, which can be linearized into tensor products/decompositions. For biological plausibility, information bottleneck training seems very promising, like in Fig. 3 - by directly optimizing content of intermediate layers: to increase mutual information with the next layer, and decrease with the previous to remove unnecessary information like noise, extract crucial information. It is related here to HSIC [5], [6] approach, replacing kernel width dependent local basis, with global polynomial basis for normalized variables, which usually offers much better evaluation, generalization as in Fig. 6.

This article introduces to HCR from perspective of neural network applications, earlier suggested in [10], to be extended in future e.g. with practical realizations replacing MLP, KAN.

II. HCR NEURAL NETWORKS (HCRNN)

This main Section introduces to HCR and discusses it as a basic building block for nextgen neural networks.

A. Introduction to Hierarchical Correlation Reconstruction

As in copula theory [8], it is convenient to use **normalization** of variables to nearly uniform distribution in $[0, 1]$. It requires transformation through cumulative distribution function (CDF): value $x \rightarrow \text{CDF}(x)$ becomes its estimated quantile, e.g. $1/2$ for median. This CDF can be modeled with some parametric distribution using parameters estimated from dataset e.g. $x \rightarrow$

$$\text{CDF}_{N(0,1)}((x - E[X])/\sqrt{\text{var}(X)}) = \text{CDF}_{N(E[X], \sqrt{\text{var}(X)})}(x)$$

for Gaussian distribution, or can be empirical distribution function (EDF): x becomes its position in dataset rescaled to $(0, 1)$. For neural networks such normalization is usually made in batches [16], here needed to be used between layers (can be skipped in further linearization). In practice should be nearly constant between batches, approximated, parameterized e.g. by Gaussian, put into tables, inversed for backward propagation, etc.

For d normalized variables: $\mathbf{x} \in [0, 1]^d$, in HCR we **represent joint distribution as a linear combination**, conveniently in some product basis $B = B^+ \cup \{\mathbf{0}\}$ with $f_0(x) = f_0(\mathbf{x}) = 1$:

$$\rho(\mathbf{x}) = 1 + \sum_{\mathbf{j} \in B^+} a_{\mathbf{j}} f_{\mathbf{j}}(\mathbf{x}) = \sum_{\mathbf{j} \in B} a_{\mathbf{j}} f_{\mathbf{j}}(\mathbf{x}) = \sum_{\mathbf{j} \in B} a_{\mathbf{j}} \prod_{i=1}^d f_{j_i}(x_i) \quad (1)$$

where $B^+ = B \setminus \{\mathbf{0}\}$ removes zero corresponding to normalization as $f_0 = 1$, bold fonts denote vectors: $\mathbf{j} = (j_1, \dots, j_d)$.

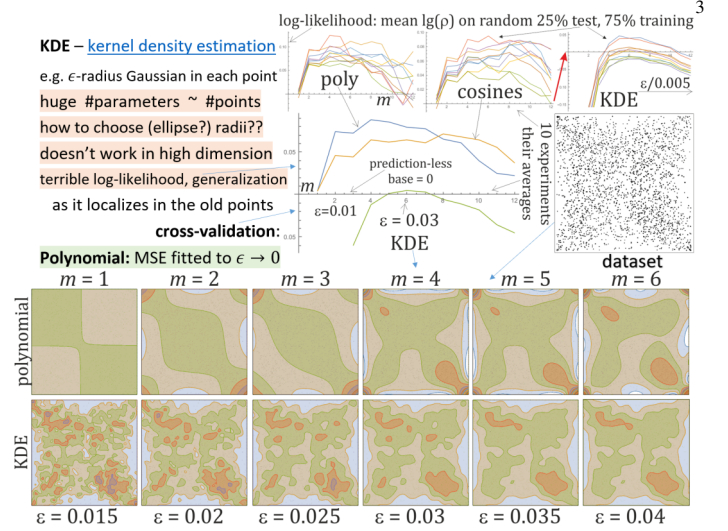


Figure 6. 2D example comparison of **local basis KDE** (kernel density estimation) vs **global basis HCR**, similar as available with code in HCR Wolfram notebook - trying to model joint density for the dataset points shown on the right. Assuming trivial $\rho = 1$ joint density, we would get 0 log-likelihood evaluation (mean $\lg(\rho(x))$ over dataset). Training on a randomly chosen subset and calculating log-likelihood in the remaining subset (cross-validation), we can see local KDE barely exceed this 0 for trivial model (best for $\epsilon \approx 0.03$ kernel width), while global: polynomial and trigonometric easily exceed it - are able to extract crucial generalizing features. The best for $m = 4$ polynomials - using popular 4 moments: expected value, variance, skewness and kurtosis. Intuitively, KDE assumes that new points will be close to the old points - what poorly generalizes, in contrast to global features like moments used by HCR. **Information bottleneck nHSIC training** [6] uses KDE local basis, while the found here similar formula $I(X; Y) \approx \text{Tr}(C_X C_Y)$ uses global - should lead to better predictions.

Assuming orthonormal basis: $\int_0^1 f_i(x) f_j(x) dx = \delta_{ij}$, **static estimation** [17] (minimizing mean-squared error between kernel density estimation smoothed sample and discussed parametrization) from \bar{X} dataset becomes just:

$$a_{\mathbf{j}} = \frac{1}{|\bar{X}|} \sum_{\mathbf{x} \in \bar{X}} f_{\mathbf{j}}(\mathbf{x}) = \frac{1}{|\bar{X}|} \sum_{\mathbf{x} \in \bar{X}} \prod_{i=1}^d f_{j_i}(x_i) \quad (2)$$

We assume here **orthonormal polynomial basis** (rescaled Legendre), allowing to interpret coefficients as moments of normalized variables, becoming approximately expected value, variance, skewness, kurtosis. Independent $a_{\mathbf{j}}$ estimation allows to freely modify the basis - e.g. including information from additional mixed basis. Estimation as just average allows to control uncertainty of the found parameters, generally dropping $\propto 1/\sqrt{|\bar{X}|}$.

Alternatively we could use various trigonometric bases (e.g. discrete cosine/sine transform DCT/DST) - especially for periodic variables, localized like B-splines used by KAN, from wavelets, finite elements methods. Alternatively, instead of normalization to uniform in $[0, 1]$, we could use a different normalization e.g. to Gaussian distribution, times Hermite polynomials for orthonormal basis. For discrete variables we can use one-hot encoding, or e.g. its CCA-based optimization as in [15].

As in Fig. 7 and $f_0 = 1$, $a_{\mathbf{j}}$ coefficients are mixed moments of $\{i : j_i \geq 1\}$ variables of nonzero indexes, independent from variables of zero indexes, allowing for literally **hierarchical decomposition** of statistical dependencies: start with $a_{0..0} = 1$ for normalization, add single nonzero index coefficients to describe marginal distributions, then add pairwise dependencies with two nonzero indexes, then triplewise, and so on. For example a_{2010} coefficient would describe dependence between 2nd moment of

Hierarchical correlation reconstruction: $\rho(\mathbf{x}) = \sum_j a_j f_j(\mathbf{x})$

d variables, up to m -th moment, number of a_j moments:

$$(m+1)^d = \sum_{k=0}^d \binom{d}{k} m^k = 1 + \underset{\text{normalization}}{dm} + \underset{\text{pairwise}}{\frac{1}{2}d(d-1)m^2} + \dots$$




Figure 7. Visualized part of HCR polynomial $[0, 1]$ basis in $d = 1$ dimension and $f_j(\mathbf{x}) = \prod_{i=1}^d f_{j_i}(x_i)$ product bases for $d = 2, 3$. E.g. for $d = 3$ the assumed joint density becomes $\rho(x, y, z) = \sum_{ijk} a_{ijk} f_i(x) f_j(y) f_k(z)$. As $f_0 = 1$, zero index in a_{ijk} means independence from given variable, hence $a_{000} = 1$ corresponds to normalization, $a_{i00}, a_{0i0}, a_{00i}$ for $i \geq 1$ describe marginal distributions through i -th moments. Then $a_{ij0}, a_{i0j}, a_{0ij}$ for $i, j \geq 1$ describe pairwise dependencies through mixed moments, and finally a_{ijk} for $i, j, k \geq 1$ describe triplewise dependencies. This way we literally get **hierarchical correlation reconstruction through moments describing dependencies between increasing numbers of variables**, with clear interpretation of coefficients of e.g. trained HCR-based neural network.

1st variable and 1st moment of 3rd variable among $d = 4$ variables. Generally the selection of basis B is a difficult question, e.g. to use only pairwise dependencies up to a fixed moment m , preferably optimized during training, maybe separately for each neuron or layer. Such decomposition also allows to efficiently work with **missing data** by using to estimate/update/propagate only a_j coefficients with zero indexes for the missing variables, as $j_i = 0$ zero index means independence from given variable.

While static estimation averages over dataset with equal weights, for **dynamic updating** we should increase weights of recent values, e.g. using computationally convenient exponential moving average (EMA) - for some small memory parameter η :

$$a_j \xrightarrow{x} (1 - \eta)a_j + \eta \prod_i f_{j_i}(x_i) \quad (3)$$

However, modelling (joint) probability density as a **linear combination can sometimes lead to negative densities** - to avoid this issue, there is usually used calibration: instead of the modelled density ρ , use e.g. $\max(\rho, 0.1)$ and divide by integral to remain normalized density. However, it makes computations much more complex and costly, especially in higher dimension

- for neural network applications we should be able to ignore this issue to simplify calculations, especially working on expected values and normalizing between layers. Therefore, we neglect this issue/calibration in this article, however, it should be remembered, maybe adding calibration for some applications.

B. Conditional distributions and expected value propagation

Having (1) model of joint distribution, to get **conditional distribution** we need to substitute known variables, and normalize dividing by integral, being 0-th coefficient to make $a_0 = 1$:

$$\begin{aligned} \rho(x_1|x_2, \dots, x_d) &= \frac{\sum_j a_j f_{j_1}(x_1) f_{j_2}(x_2) \dots f_{j_d}(x_d)}{\int_0^1 \sum_j a_j f_{j_1}(x_1) f_{j_2}(x_2) \dots f_{j_d}(x_d) dx_1} = \\ &= \sum_{j_1} f_{j_1}(x_1) \frac{\sum_{j_2 \dots j_d} a_{j_1 j_2 \dots j_d} f_{j_2}(x_2) \dots f_{j_d}(x_d)}{\sum_{j_2 \dots j_d} a_{0 j_2 \dots j_d} f_{j_2}(x_2) \dots f_{j_d}(x_d)} \end{aligned} \quad (4)$$

as $\int_0^1 f_i(x) dx = \delta_{i0}$. Such sums for pairwise dependencies use only two nonzero j_i indexes (input-output), three for triplewise, and so on. Denominator corresponds to normalization, indeed the fraction becomes 1 for $j_1 = 0$. Examples for $d = 2, 3$ are shown

in Fig. 5, 1 - generally nominator sums over all indexes with the current indexes of predicted variables. Denominator replaces current variables indexes with zeros for normalization, could be removed if having further (inter-layer) normalization.

Here is example of analogous prediction of conditional joint distributions for multiple (2) variables:

$$\rho(y, z|x) = \sum_{j_y j_z} f_{j_y}(y) f_{j_z}(z) \frac{\sum_{j_x} a_{j_x j_y j_z} f_{j_x}(x)}{\sum_{j_x} a_{j_x 00} f_{j_x}(x)}$$

Working on expected values would remove $y-z$ mixed moments, making $E[y, z|x] = E[y|x]E[z|x]$ (can be different for density).

Having such conditional distribution, we can for example calculate expected value e.g. to be propagated by neural networks. For polynomial basis **expected values** of contributions are: $\int_0^1 x f_0(x) dx = 1/2$, $\int_0^1 x f_1(x) dx = 1/\sqrt{12}$, and zero for higher moments, leading to formulas including only $i = 0, 1$ normalization and the first moment as in Fig. 1, e.g.:

$$E[x|y, z] = \frac{1}{2} + \frac{1}{\sqrt{12}} \frac{\sum_{jk} a_{1jk} f_j(y) f_k(z)}{\sum_{jk} a_{0jk} f_j(y) f_k(z)} \quad (5)$$

As further there is rather required CDF normalization which both shifts and rescales, in practice it is sufficient to work on such nominators, marked in Fig. 1, 5.

Restricting it to pairwise dependencies: (single variable of input - single variable of output), similarly to KAN we get summation of trained 1-parameter functions: here polynomials (could be different e.g. B-splines like in KAN) + e.g. approximate fixed CDF for normalization:

$$\sum_{jk} a_{1jk} f_j(y) f_k(z) \xrightarrow[\text{KAN-like}]{\text{pairwise only}} \sum_j a_{1j0} f_j(y) + a_{10j} f_j(z) \quad (6)$$

However, **in comparison to KAN**, using the proposed HCRNN parametrization we get multiple advantages:

- it can **propagate in any direction** (as BNNs),
- propagate values or **probability distributions** (as BNNs),
- interpretation of parameters as **mixed moments**,
- consciously add **triplewise and higher order dependencies**,
- inexpensive evaluation of modeled **mutual information**,
- **additional training** ways (needed for BNNs), e.g. direct estimation, tensor decomposition, information bottleneck.

KAN-like setting as using conditional expected values would include only $(a_{1i})_i$ type coefficients - multiple i powers of inputs to predict '1'-st moment of output. Reversing propagation direction, it would predict multiple moments as linearly dependent from value. For more sophisticated dependencies and density propagation, we would need to include also $(a_{ij})_{ij}$ dependencies between higher moments.

C. Propagation of probability distributions

Let us start with a simple example: that we would like to calculate conditional probability density like previously:

$$\rho(x|y) = \sum_i f_i(x) \frac{\sum_j a_{ij} f_j(y)}{\sum_j a_{0j} f_j(y)} \quad (7)$$

but for y being from $\rho(y) = \sum_k b_k f_k(y)$ probability density. So the **propagated probability density** of x should be

```
normEDF[v_] := (1 = Length[v]; rn = (Range[1] - 0.5) / 1; (* normalize *)
Interpolation[Transpose[{Sort[v], rn}], InterpolationOrder -> 1]);
m = 9; fs = Expand[Table[LegendreP[i, 2 x - 1] Sqrt[(2 i + 1)], {i, m}]];
(* above normalization and basis, below KAN-like example *)
f[x_] := Exp[x[[1]] - x[[2]]^2 - x[[3]]^3 + x[[4]]^4]; d = 4; (* function, variables *)
n = 1000; SeedRandom[1]; (* number of variables, dataset points *)
X = RandomVariate[NormalDistribution[0, 1], {n, d}]; Y = Map[f, X];
inX = Table[normEDF[X[[All, i]], {i, d}]; inY = normEDF[Y]; (*normalize*)
nX = Transpose[Table[inX[[i]] X[[All, i]], {i, d}]]; nY = inY[Y];
md = 4; X = Flatten[fs[[1 ;; md]] /. x -> nX, {{2}, {3, 1}}]; (* features *)
mu = 1; Y = Transpose[fs[[1 ;; mu]] /. x -> nY]; (* only expected value *)
as = Flatten[Transpose[X].Y] / n; (* direct parameter estimation *)
cp = Expand[Partition[as, md].fs[[1 ;; md]]]; (* expected values *)
Print[Row[{ListPlot[Transpose[{nY, Y}], "of sum of below: "}],]];
Row[Table[cf = cp[[i]] /. x -> inX[[i]] x]; (* polynomials(normalized X) *)
Plot[cf, {x, -2, 2}, ImageSize -> 130], {i, d}]]
```

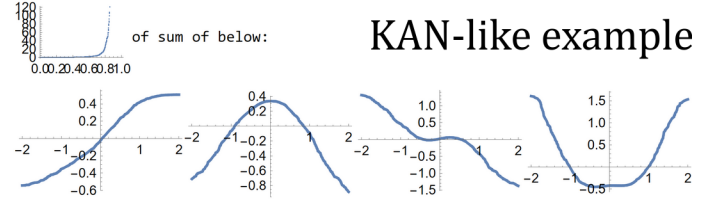


Figure 8. KAN-like example with code from HCRNN Wolfram notebook: trying to find $f(x) = \exp(x^2 - x_2^2 - x_3^3 + x_4^4)$ from size 1000 random dataset, using single neuron and direct estimation. We can see it has automatically found the four polynomials hidden behind exponent, however, they are deformed as having values required to fit $[0, 1]$ range here.

$\int_0^1 \rho(x|y) \rho(y) dy$. Approximating with constant denominator, using $\int_0^1 f_j(y) f_k(y) dy = \delta_{jk}$ and finally normalizing, we get:

$$\rho(x) \leftarrow \int_0^1 \rho(x|y) \rho(y) dy \approx \sum_i f_i(x) \frac{\sum_j a_{ij} b_j}{\sum_j a_{0j} b_j} \quad (8)$$

Such constant denominator approximation allows to propagate (in any direction) through HCR neurons not only values, but also entire probability distributions - by just replacing $f_j(y)$ for concrete value of y , with b_j describing its probability distribution. It is natural to generalize, e.g. for $\rho(x|y, z)$ we could replace $f_j(y) f_k(z)$ with b_{jk} when $\rho(y, z) = \sum_{jk} b_{jk} f_j(y) f_k(z)$:

$$\sum_i f_i(x) \frac{\sum_j a_{ij} f_j(y) f_k(z)}{\sum_j a_{0jk} f_j(y) f_k(z)} \xrightleftharpoons[\text{density}]{\text{value}} \sum_i f_i(x) \frac{\sum_j a_{ij} b_{jk}}{\sum_j a_{0jk} b_{jk}}$$

D. Tensor decomposition and linearization

Analogously for intermediate layers like in bottom of Fig. 1:

$$A_{i_1 i_2 i_3 i_4}^k \approx \sum_{j_1, j_2} a_{i_1 i_2}^{j_1} b_{i_3 i_4}^{j_2} c_{j_1 j_2}^k \quad \text{as} \quad \sum_{j_1} c_{j_1, j_2}^k \wedge \sum_{j_2} a_{i_1 i_2}^{j_1} b_{i_3 i_4}^{j_2}$$

integrating over the intermediate variables, approximating with constant denominator and normalizing at the end, thanks to basis orthogonality we get Kronecker deltas enforcing equality of intermediate indexes, leading to condition for approximation of higher order tensors with lower order ones, which is generally studied by **tensor decomposition** field [18] - hopefully leading to better training approaches (thanks to linear dependencies).

While neural networks require nonlinearity, such tensor approach allows to **linearize** its intrinsic behavior: calculate nonlinearities in some basis e.g. polynomials only for the outer inputs/outputs ($f_j(x) : j \in B, x \in \bar{X}$), including multivariate dependencies. Then treat the entire neural network as a

linear transformation of such features (normalization only at both ends - no need for inter-layer), e.g. just changing indexes (like transposition) to modify propagation direction. However, it contains this constant denominator approximation, and it would become a tensor of exponentially increasing size if including all dependencies - it should be combined with reductions like tensor decomposition (into neural network), information bottleneck - working on linear approximations to reduce dimension.

E. Basis optimization and selection

Another direction is application of the found a_j coefficients, for example to optimize the arbitrarily chosen $\{f_i\}$ basis to be able to reduce the number of considered coefficients, also to reduce overfitting issues, e.g. discussed in [15], [19]. For this purpose we can for example treat the current coefficients as a rectangular matrix $M_{j_1, j_2 \dots j_d} := a_j$ - with blocked the remaining indexes for all considered coefficients in the basis. Now we can use SVD (singular value decomposition): find orthonormal eigenbasis of $MM^T = \sum_i \sigma_i \mathbf{u}_i \mathbf{u}_i^T$ and use $g_i = \sum_j u_{ij} f_j$ as the new basis for one or a few dominant eigenvectors. Similarly we can do for the remaining variables, getting separate or common **optimized bases** for them.

A more difficult question is **basis selection** - which $\mathbf{j} \in B$ indexes to use in considered linear combinations for each neuron. Extending all to m -th moment/degree for d variables, we would need $(m+1)^d = \sum_{k=0}^d \binom{d}{k} m^k$ coefficients: 1 for normalization, dm for marginal distributions, $d(d-1)m^2/2$ for pairwise, and so on. With proper normalization the coefficients for marginal distributions should be close to 0 - can be neglected. To reduce their number we can e.g. restrict up to pairwise dependencies (\approx KAN), and/or restrict not individual but summed indexes by m (ρ polynomial degree). Generally we can e.g. calculate more coefficients and discard those close to zero in training. Using optimized bases as above, should allow to reduce $|B|$ size.

F. Some HCRNN training approaches

A single HCR neuron models multidimensional joint distribution, what is already quite powerful. However, for neural networks the main difficulty is training the intermediate layers. HCRNN is very flexible also here, below are some approaches:

- Treat HCRNN as just a parametrization and use standard backpropagation as for MLP, KAN, e.g. with some distance for values, or log-likelihood evaluation for density propagation. It can be mixed with other techniques, e.g. static parameter estimation/update from recent values, online basis optimization and selection, or just optimizing initial parameters to improve further main optimization.
- Maybe find initial intermediate values by dimensionality reduction like PCA of $\{f_j(\mathbf{x}) : \mathbf{j} \in B\}$ vectors of features as (nonlinear) products of functions of inputs - further extended into information bottleneck approach.
- Maybe use propagation in both directions and combine with direct coefficient estimation/update.
- Maybe use some tensor decomposition techniques - start with estimation of dependencies for a larger set of variables, and use algebraic methods to try to approximate it with multiple lower order tensors.

While backpropagation is available for various parametrizations, such HCRNN with neurons containing joint distribution models bring some additional possibilities - hopefully allowing for faster training, especially with further looking the most promising information bottleneck approach.

Coefficients of such trained HCRNN remain mixed moments - providing dependency interpretation between input/output and hidden intermediate variables, allowing for multidirectional propagation of values or distributions like in Fig. 9, and its parameters can be further continuously updated e.g. using (3).

III. INFORMATION BOTTLENECK BASED TRAINING

Let us consider l hidden layer neural network intended to predict Y from X with $\{\theta^i\}_{i=0..l}$ sets of parameters:

$$Y \text{ label of } X \xrightarrow{\theta^0} T^1 \xrightarrow{\theta^1} \dots \xrightarrow{\theta^{l-1}} T^l \xrightarrow{\theta^l} \hat{Y} \quad (9)$$

While the standard training approach is focused on optimization of neuron parameters θ used to process the data, alternatively we could try to **directly optimize content of T^i hidden/intermediate layers**, in practice: dataset processed through some of layers (here could be in both directions) - like in image recognition: first layers extract low level features like edges, then some intermediate features, and finally e.g. faces.

Information bottleneck approach [20], [21] suggests how to directly optimize the content of intermediate layers. It uses **information theory** - offering nearly objective evaluation, being invariant to variable permutations, bijections **mutual information** $I(X; Y) = H(X) + H(Y) - H(X, Y)$, which is the number of bits (or nits) X on average brings about Y , or Y about X .

Optimizing intermediate layer of $X \rightarrow T \rightarrow Y$, obviously it should maximize information about the predicted Y : $\max_T I(T; Y)$. However, focusing only on **prediction** would rather lead to overfitting. To prevent that, we can also perform **compression**: minimize $\min_T I(X; T)$ - removing unnecessary information/noise from the input. Finally, information bottleneck approach, for some $\beta > 0$, assumes optimization of both:

$$\inf_T (I(X; T) - \beta I(T; Y)) \quad (10)$$

A. Information theory view on HCR

Mutual information has excellent properties, however, it is relatively difficult to calculate, requires a joint distributions model. HCR assumes $\rho(\mathbf{x}) = \sum_{\mathbf{j} \in B} a_j f_j(\mathbf{x})$ model of joint distribution. Using natural logarithm (information in nits) with first order approximation $\ln(1+a) \approx a$, and orthogonality of basis, we get simple practical approximation of **entropy**, formally all **differential of normalized variables**:

$$H(X) = - \int_{[0,1]^d} \rho(\mathbf{x}) \ln(\rho(\mathbf{x})) d\mathbf{x} \approx - \sum_{\mathbf{j} \in B^+} (a_j)^2 \quad (11)$$

We can also analogously approximate **cross entropy**:

$$- \int_{[0,1]^d} \rho_a(\mathbf{x}) \ln(\rho_b(\mathbf{x})) d\mathbf{x} \approx - \sum_{\mathbf{j} \in B^+} a_j b_j$$

For joint distribution of (X, Y) variables (can be multivariate), denoting B_X, B_Y as bases used for individual variables, the approximate formulas for **joint entropy** becomes:

$$H(X, Y) = - \sum_{(\mathbf{j}_x, \mathbf{j}_y) \in B_X \times B_Y \setminus \{\mathbf{0}\}} (a_{(\mathbf{j}_x, \mathbf{j}_y)})^2 \quad (12)$$

For $H(X|Y)$ **conditional entropy** we subtract $H(Y)$, corresponding to $\{0\} \times B_Y^+$ summation indexes, leaving $B_X^+ \times B_Y$:

$$H(X|Y) = H(X, Y) - H(Y) \approx - \sum_{\mathbf{j}_x \in B_X^+} \sum_{\mathbf{j}_y \in B_Y} (a_{(\mathbf{j}_x, \mathbf{j}_y)})^2$$

Finally for **mutual information** we remove first row and column:

$$I(X; Y) = H(X) + H(Y) - H(X, Y) \approx \sum_{\mathbf{j}_x \in B_X^+} \sum_{\mathbf{j}_y \in B_X^+} (a_{(\mathbf{j}_x, \mathbf{j}_y)})^2 \quad (13)$$

hence this $\ln(1+a) \approx a$ approximation allows to evaluate mutual information by just summing squared nontrivial coefficients: mixed moments between the two variables.

Let us now add estimation of these coefficients/mixed moments which will become θ neuron parameters. Denoting $\{\mathbf{x}^i\}_{i=1..n}$, $\{\mathbf{y}^i\}_{i=1..n}$ as the current batch from dataset, denote

$$\bar{X} = \frac{1}{\sqrt{n}} (f_{\mathbf{j}}(\mathbf{x}^i))_{i=1..n, \mathbf{j} \in B_X^+} \quad \bar{Y} = \frac{1}{\sqrt{n}} (f_{\mathbf{j}}(\mathbf{y}^i))_{i=1..n, \mathbf{j} \in B_Y^+} \quad (14)$$

as $n \times |B_X^+|$, $n \times |B_Y^+|$ matrices containing features of vectors from the batch - **values in the chosen basis** (e.g. with only single nonzero indexes for KAN-like), or alternatively they could be interpreted as **description of propagated probability distribution**, e.g. $\rho(\mathbf{x}) = 1 + \sum_{\mathbf{j} \in B_X^+} b_{\mathbf{j}} f_{\mathbf{j}}(\mathbf{x})$.

Having above \bar{X}, \bar{Y} matrices of features, we can directly MSE estimate (2) parameters for all $B_X^+ \times B_Y^+$ pairs forming θ_{XY} matrix. Using $\sum_i (A_{ij})^2 = \text{Tr}(AA^T)$ and $\text{Tr}(AA') = \text{Tr}(A'A)$, mutual information (13) becomes:

$$\theta_{XY} := (a_{(\mathbf{j}_x, \mathbf{j}_y)} : \mathbf{j}_x \in B_X^+, \mathbf{j}_y \in B_Y^+) = \bar{X}^T \bar{Y} \quad I(X; Y) \approx \text{Tr}(\bar{X}^T \bar{Y} (\bar{X}^T \bar{Y})^T) = \text{Tr}(C_X C_Y) \quad (15)$$

for $C_X = \bar{X} \bar{X}^T$, $C_Y = \bar{Y} \bar{Y}^T$ matrices of size $n \times n$, containing scalar products of points in batch as vectors of features. If subtracting the means earlier, they resemble covariance matrices of the used features - this subtraction might be worth including, but generally the means should be close to zero. Also, instead of covariance matrix, this is rather $n \times n$ similarity matrix inside the size n batch using the chosen features.

B. Basic information bottleneck training

Using the above approximation, information bottleneck training of $X \xrightarrow{\theta_{XT}} T \xrightarrow{\theta_{TY}} Y$ parameters θ_{XT}, θ_{TY} for some hidden intermediate layer T , as trace is linear and cyclic, becomes (similar to nHSIC in [6] but for global instead of local basis):

$$\inf_{C_T \geq 0} (\text{Tr}(C_X C_T) - \beta \text{Tr}(C_T C_Y)) = \inf_{C_T \geq 0} \text{Tr}(C_T (C_X - \beta C_Y)) \quad (16)$$

for some symmetric $C_T = \bar{T} \bar{T}^T$ with nonnegative spectrum, maybe earlier subtracting the means to make it covariance matrix. Decomposing it to $C_T = O D O^T$ for $D = \text{diag}(\Lambda_1, \dots, \Lambda_n)$, the above optimization would become of:

$$\text{Tr}(O^T (C_X - \beta C_Y) O) = \sum_{i=1}^n \Lambda_i (O^T (C_X - \beta C_Y) O)_{ii}$$

Denoting $M = O^T (C_X - \beta C_Y) O$, the above becomes just $\sum_{i=1}^n \Lambda_i M_{ii}$. Minimizing it over $\Lambda_i \geq 0$, we could get to minus infinity for negative M_{ii} . Hence it is crucial to **add**

regularization e.g. l^2 : adding $\text{Tr}(C_T^2) = \sum_i \Lambda_i^2$ times some $1/2\eta > 0$ to the minimized:

$$\inf_{(\Lambda_i)} \sum_{i=1}^n \Lambda_i M_{ii} + \frac{1}{2\eta} \sum_i \Lambda_i^2 \quad (17)$$

For positive $\{i : M_{ii} \geq 0\}$ minimization requires $\Lambda_i = 0$. For negative $\{i : M_{ii} < 0\}$ minimization gives $\Lambda_i = -\eta M_{ii}$.

There has remained optimization of O rotation, with above Λ_i optimization minimized (17) becomes:

$$\inf_{O: O^T O = I} -\frac{\eta}{2} \sum_{i: (O^T (C_X - \beta C_Y) O)_{ii} < 0} ((O^T (C_X - \beta C_Y) O)_{ii})^2 \quad (18)$$

Eigendecomposition $C_X - \beta C_Y = O \text{diag}(\lambda_i) O^T$ allows to choose O for optimized $C_T = O \text{diag}(\Lambda_i) O^T$, which makes $M_{ii} = \lambda_i$. As above, its optimal eigenvalues should be chosen as $\Lambda_i = \max(0, -\eta \lambda_i)$.

Choosing $\bar{T} = (O \text{diag}(\sqrt{\max(0, -\eta \lambda_i)}))_{i=1..n, j=1..k}$ for sorted $\lambda_1 \leq \dots \leq \lambda_n$ and $\lambda_k < 0, \lambda_{k+1} \geq 0$, the matrix $C_T = \bar{T} \bar{T}^T$ will be as required, making hidden layer represented as size k vectors of features.

For such \bar{T} content of hidden layer, we can estimate (10) transition parameters: $\theta_{XT} = \bar{X}^T \bar{T}$ for $X \rightarrow T$ and $\theta_{TY} = \bar{T}^T \bar{Y}$ for $T \rightarrow Y$. Multiplying both we get $\bar{X}^T \bar{T} \bar{T}^T \bar{Y}$ for indirection connection, while for direct connection we got $\bar{X}^T \bar{Y}$. Both should be comparable, suggesting to use just $\Lambda_i = 1$ for $i = 1..k$ and 0 for the rest - content of T layer as just projection to eigenvectors of $C_X - \beta C_Y$ corresponding to negative eigenvalues.

However, such k number of features could be comparable to n batch size - can be impractically large. We can decrease it by reducing β . Alternatively we could fix β and use a smaller e.g. fixed k , or λ below some negative threshold, or up to some large jump in eigenspectrum.

To summarize the suggested procedure: **Information bottleneck HCR training** for $X \rightarrow T \rightarrow Y$ of T intermediate layer with β parameters, k features:

- 1) prepare matrices of features (analogous for \bar{Y}):

$$\bar{X} = \frac{1}{\sqrt{n}} (f_{\mathbf{j}}(\mathbf{x}^i))_{i=1..n, \mathbf{j} \in B_X^+}$$

- 2) perform eigendecomposition $\lambda_1 \leq \lambda_2 \leq \dots \leq \lambda_n$ (in practice finding only $k < n$ dominant):

$$\bar{X} \bar{X}^T - \beta \bar{Y} \bar{Y}^T = O \text{diag}(\lambda_i) O^T$$

- 3) Take $\bar{T} = O_{i=1..n, j=1..k}$ projection to k dominant eigenvectors as content of T layer: k features for size n batch.
- 4) If needed, neuron weights can be calculated/estimated (10) as $\theta_{XT} = \bar{X}^T \bar{T}$ for $X \rightarrow T$ and $\theta_{TY} = \bar{T}^T \bar{Y}$ for $T \rightarrow Y$.

Here are some remarks, applications of the above information bottleneck training:

- The found k features on size n batch are abstract - there is no need to choose basis, however, choosing a size k basis we would get interpretation of content of this intermediate layer as values or rather probability distribution. Working on such abstract values, they are no longer normalized, seems we can skip CDF normalization layers.
- Diagonalized $\bar{X} \bar{X}^T - \beta \bar{Y} \bar{Y}^T$ is $n \times n$ matrix of distances in size n batch as scalar products of feature vectors. Cost of its operations grows with the batch size - in practice we

should split dataset into batches and e.g. estimate network parameters and average them over batches, or update the previous ones using exponential moving average: $\theta = \mu\theta + (1 - \mu)\bar{X}^T\bar{T}$, for example visiting various layers/neurons in some order using a given batch, maybe varying β, η, k parameters.

- For practical training we can optimize/update intermediate layers for T in various ways, e.g. start with X input, Y output to optimize intermediate T layer, then optimize another intermediate layer between T and Y adding e.g. pairwise features of T (increase \bar{T} to add nonlinearity), and so on recursively. Or we can optimize for succeeding layers $T_{i-1} \rightarrow T_i \rightarrow T_{i+1}$. Also standard techniques like convolution, pooling can be added. The finally found parameters can be further improved with a different technique like backpropagation.
- The found approach is different than for Gaussian variables [22], close to canonical correlation analysis. Maybe it is worth to consider some intermediate approach, e.g. subtracting means to make C_X closer to covariance matrix, improve on the use $\ln(1+a) \approx a$ approximation, etc.

C. Gradient descent optimization of information bottleneck

The above information bottleneck optimization has turned out linear SVD-like for linearized view. Let us now discuss training through gradient descent as in HSIC articles ([5], [6]).

Denote $X \xrightarrow{\theta_{XT}} T \xrightarrow{\theta_{TY}} Y$ as the actual values in the considered layers: of $n \times n_X, n \times n_T, n \times n_Y$ dimensions for n size of dataset and n_X, n_T, n_Y numbers of neurons. The optimized θ coefficients is for linear dependencies of all their moments - assuming being fully connected, in other case we can consider $X \rightarrow T \rightarrow Y$ triples e.g. for individual neurons in T , with its connections in X and Y .

As their nonlinearities, we find values in the basis:

$$n \times n_T m \text{ matrix: } \bar{T}_m = \frac{1}{\sqrt{n}}(f_p(x_j^i))_{i=1..n, (j,p) \in (1..n_T) \times (1..m)}$$

and the same for \bar{X}_m, \bar{Y}_m . Generally we can use different basis toward left and right: \bar{T}_I for input and \bar{T}_O for output for some natural numbers $I, O \geq 1$, which generally can vary between layers and neurons. It means O moments of deeper earlier layer are used to predict I moments of later layers, or the opposite if reversing propagation direction.

For KAN-like propagation of expected values we can choose $I = 1$, and higher for propagation of probability distributions, e.g. $I = O$ being 2 to include variances, 3 skewness, 4 kurtosis. While KAN here is unidirectional "multiple moments \rightarrow expected value" propagation, coming from HCRNN we can still reverse its direction - directly using "expected value \rightarrow multiple moments".

We would like to optimize \bar{T} content of intermediate layer:

$$\bar{X}_O \xrightarrow{\theta_{XT} = \bar{X}_O^T \bar{T}_I} \left(\bar{T}_I \xleftarrow{f_{1..I}} \bar{T} \xrightarrow{f_{1..O}} \bar{T}_O \right) \xrightarrow{\theta_{TY} = \bar{T}_O^T \bar{Y}_I} \bar{Y}_I \quad (19)$$

where $\theta_{XT} = \bar{X}_O^T \bar{T}_I$ and $\theta_{TY} = \bar{T}_O^T \bar{Y}_I$ are directly MSE estimated parameters - can be used e.g. as EMA update for training.

The chosen basis leads to mutual information approximation:

$$I(X; T) \approx \text{Tr}(C_{X_O} C_{T_I}) \quad I(T; Y) \approx \text{Tr}(C_{T_O} C_{Y_I}) \quad (20)$$

which can be used e.g. for **information bottleneck formula**:

$$\inf_{(t_j^i): i=1..n, j=1..n_T} (\text{Tr}(C_{X_O} C_{T_I}) - \beta \text{Tr}(C_{T_O} C_{Y_I})) \quad (21)$$

Let us find formula for this gradient starting with C_T, C_{T_m} , for f_p the considered orthonormal basis, $p = 1, \dots, m$:

$$\begin{aligned} \frac{\partial (C_T)_{kl}}{\partial t_j^i} &= \frac{\partial (\bar{T} \bar{T}^T)_{kl}}{\partial t_j^i} = \frac{\partial \sum_a t_a^k t_a^l}{n \partial t_j^i} = \frac{\delta_{ik} t_j^l + t_j^k \delta_{il}}{n} \\ \frac{\partial (C_{T_m})_{kl}}{\partial t_j^i} &= \frac{\partial \sum_{ap} f_p(t_a^k) f_p(t_a^l)}{n \partial t_j^i} = \frac{\partial \sum_{p=1}^m f_p(t_j^k) f_p(t_j^l)}{n \partial t_j^i} = \\ &= \frac{\sum_{p=1}^m \delta_{ik} f'_p(t_j^i) f_p(t_j^l) + f_p(t_j^k) \delta_{il} f'_p(t_j^i)}{n} \end{aligned}$$

Mutual information e.g. between X and T is approximated as $\text{Tr}(C_X C_T)$ with derivative (using symmetry of $C_X = (C_X)^T$):

$$\begin{aligned} \frac{\partial \text{Tr}(C_X C_T)}{\partial t_j^i} &= \frac{\partial \sum_{kl} C_{Xkl} C_{Tkl}}{\partial t_j^i} = \sum_{kl} C_{Xkl} \frac{\delta_{ik} t_j^l + t_j^k \delta_{il}}{n} = \\ &= \frac{1}{n} \sum_l C_{Xil} t_j^l + \frac{1}{n} \sum_k C_{Xki} t_j^k = \frac{2}{n} \sum_k C_{Xik} t_j^k = \frac{2}{\sqrt{n}} (C_X \bar{T})_{ij} \end{aligned}$$

$$\begin{aligned} \left(\frac{\partial I(X; T)}{\partial t_j^i} \approx \right) \frac{\partial \text{Tr}(C_X C_{T_m})}{\partial t_j^i} &= \sum_{kl} C_{Xkl} \frac{\partial (C_{T_m})_{kl}}{\partial t_j^i} = \\ &= \frac{2}{n} \sum_{kp} C_{Xik} f_p(t_j^k) f'_p(t_j^i) = \frac{2}{\sqrt{n}} \sum_{p=1}^m (C_X \bar{T}_p)_{ij} f'_p(t_j^i) \end{aligned}$$

for $n \times n_T$ matrix $\bar{T}_p = \frac{1}{\sqrt{n}}(f_p(x_j^i))_{i=1..n, j=1..n_T}$ containing single power, while $n \times mn_T$ matrix \bar{T}_m contains all $\bar{T}_{p=1..m}$. Denoting $\bar{T}'_p = \frac{1}{\sqrt{n}}(f'_p(x_j^i))_{i=1..n, j=1..n_T}$, the above become coordinatewise matrix multiplication.

The final gradient of optimized (21) information bottleneck function, also extending $C_{X_O} = \bar{X}_O \bar{X}_O^T, C_{Y_I} = \bar{Y}_I \bar{Y}_I^T$ (e.g. to reduce cost by multiplying by \bar{T}_p first), becomes:

$$\frac{\partial (\text{Tr}(C_{X_O} C_{T_I}) - \beta \text{Tr}(C_{T_O} C_{Y_I}))}{\partial t_j^i} = \quad (22)$$

$$\frac{2}{\sqrt{n}} \left(\sum_{p=1}^I \left(\bar{X}_O \bar{X}_O^T \bar{T}_p \right)_{ij} f'_p(t_j^i) - \beta \sum_{p=1}^O \left(\bar{Y}_I \bar{Y}_I^T \bar{T}_p \right)_{ij} f'_p(t_j^i) \right)$$

where generally there can be used various I, O basis size for different layers, neurons.

For practical trephining we need to split dataset into batches applied multiple times (epochs) in some sequence, e.g. starting with random initial values of weights/intermediate layers. There is a large freedom to choose training details, where we can apply two philosophies:

1) *Modification of weights based on gradients*: We can use the formulas for weight estimation from given batch: $\theta_{XT} = \bar{X}_O^T \bar{T}_I$, $\theta_{TY} = \bar{T}_O^T \bar{Y}_I$, for example to update the actually used weights θ , e.g. with exponential moving average: $\bar{\theta} = \eta(\theta - \bar{\theta})$. Alternatively we can use the found $g_{ij} = \partial_{t_{ij}}$ gradient, and apply it to modify parameters using $\bar{T} \rightarrow \bar{T} - \alpha g$.

2) *Modifying content of intermediate layers*: We could use this gradient to directly modify contents of intermediate layers corresponding to datapoints. However, as such normalized variables have to stay in $[0, 1]$ range, direct use of gradient descent method could easily leave this range. To prevent that, we can for example stretch the variable to $(-\infty, \infty)$ for gradient descent step, e.g. with $s = \text{CDF}^{-1}(t)$, $t = \text{CDF}(s)$ using CDF of e.g. Gaussian distribution, transforming these hidden variables to this distribution. Derivative over the stretched variable s needs just additional multiplication by its PDF: $\partial L(\text{CDF}(s))/\partial s = L'(t) \text{CDF}'(s)$.

IV. CONCLUSIONS AND FURTHER WORK

Neurons with joint distribution models seem powerful agnostic improvement for currently popular guessed parametrizations like MLP or KAN, and are practically accessible with HCR, up to omnidirectional neurons like in Fig. 9 - allowing to freely choose inference directions, propagate both values and probability distributions, with clear coefficient interpretations.

As in Fig. 2, 3, BNNs are qualitatively superior than current ANNs, also have multidirectional propagation, including probabilities, and need different training than standard backpropagation. Proposed new ANNs allow to catch up with such low level behavior still looking biologically plausible e.g. KAN-like, hopefully allowing to also get closer for high level behavior, maybe recreating mathematics hidden in BNN behavior.

However, mastering such new neural network architecture will require a lot of work, planned also for future versions of this article. Here are some basic research directions:

- Search for practical **applications**, from replacement of standard ANN, for multidirectional inference e.g. in Bayesian-like scenarios, as neural networks propagating probability distributions, up to exploration of similarity/replacement for biological neurons.
- Practical **implementation, optimization** especially of training and update, basis optimization and selection techniques, exploration of tensor decomposition approach.
- Working on probability distributions makes it natural for information theoretic approaches like information bottleneck [20] optimization of intermediate layers, also hopefully leading to **better understanding** e.g. of information propagation during learning/inference, information held by intermediate layers, etc.
- Adding **time dependence** like model update, also for similarity with biological neurons, e.g. long term potentiation, connection to various periodic processes/clocks.
- While the discussed neurons containing joint distribution models seem very powerful and flexible, directly working in high dimensions they have various issues - suggesting to directly predict conditional distributions instead with HCR parametrization ([11], [12], [14], [15]), what might be also worth included in neural network, e.g. as a part of the training process - to be decomposed into single neurons.

REFERENCES

[1] R. Follmann, E. Rosa Jr, and W. Stein, "Dynamics of signal propagation and collision in axons," *Physical Review E*, vol. 92, no. 3, p. 032707, 2015.
[2] B. A. Richards, T. P. Lillicrap, P. Beaudoin, Y. Bengio, R. Bogacz, A. Christensen, C. Clopath, R. P. Costa, A. de Berker, S. Ganguli *et al.*, "A deep learning framework for neuroscience," *Nature neuroscience*, vol. 22, no. 11, pp. 1761–1770, 2019.

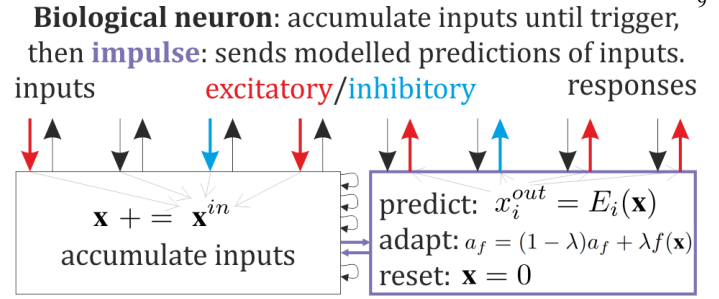


Figure 9. Omnidirectional HCR neuron proposed in [10] - getting any subset S of connections as input, it can update model of joint distribution inside S : for a_j coefficients positive only in this subset ($\{i : j_i \geq 1\} \subset S$), and predict/propagate to output as the remaining connections e.g. expected values for these inputs, for example accumulated up to some threshold, including sign for excitatory/inhibitory.

[3] K. Hornik, M. Stinchcombe, and H. White, "Multilayer feedforward networks are universal approximators," *Neural networks*, vol. 2, no. 5, pp. 359–366, 1989.
[4] Z. Liu, Y. Wang, S. Vaidya, F. Ruehle, J. Halverson, M. Soljačić, T. Y. Hou, and M. Tegmark, "KAN: Kolmogorov-arnold networks," *arXiv preprint arXiv:2404.19756*, 2024.
[5] R. Pogodin and P. Latham, "Kernelized information bottleneck leads to biologically plausible 3-factor hebbian learning in deep networks," *Advances in Neural Information Processing Systems*, vol. 33, pp. 7296–7307, 2020.
[6] W.-D. K. Ma, J. Lewis, and W. B. Kleijn, "The HSIC bottleneck: Deep learning without back-propagation," in *Proceedings of the AAAI conference on artificial intelligence*, vol. 34, no. 04, 2020, pp. 5085–5092.
[7] I. Kononenko, "Bayesian neural networks," *Biological Cybernetics*, vol. 61, no. 5, pp. 361–370, 1989.
[8] F. Durante and C. Sempì, "Copula theory: an introduction," in *Copula theory and its applications*. Springer, 2010, pp. 3–31.
[9] G. R. Terrell and D. W. Scott, "Variable kernel density estimation," *The Annals of Statistics*, pp. 1236–1265, 1992.
[10] J. Duda, "Hierarchical correlation reconstruction with missing data, for example for biology-inspired neuron," *arXiv preprint arXiv:1804.06218*, 2018.
[11] J. Duda and A. Szulc, "Social benefits versus monetary and multidimensional poverty in poland: Imputed income exercise," in *International Conference on Applied Economics*. Springer, 2019, pp. 87–102, preprint: <https://arxiv.org/abs/1812.08040>.
[12] J. Duda, H. Gurgul, and R. Syrek, "Modelling bid-ask spread conditional distributions using hierarchical correlation reconstruction," *Statistics in Transition New Series*, vol. 21, no. 5, 2020, preprint: <https://arxiv.org/abs/1911.02361>.
[13] J. Duda and G. Bhatta, "Gamma-ray blazar variability: new statistical methods of time-flux distributions," *Monthly Notices of the Royal Astronomical Society*, vol. 508, no. 1, pp. 1446–1458, 2021.
[14] J. Duda and S. Podlowska, "Prediction of probability distributions of molecular properties: towards more efficient virtual screening and better understanding of compound representations," *Molecular Diversity*, pp. 1–12, 2022.
[15] J. Duda and G. Bhatta, "Predicting conditional probability distributions of redshifts of active galactic nuclei using hierarchical correlation reconstruction," *Monthly Notices of the Royal Astronomical Society*, p. stae963, 2024.
[16] S. Ioffe and C. Szegedy, "Batch normalization: Accelerating deep network training by reducing internal covariate shift," in *International conference on machine learning*. pmlr, 2015, pp. 448–456.
[17] J. Duda, "Rapid parametric density estimation," *arXiv preprint arXiv:1702.02144*, 2017.
[18] T. G. Kolda and B. W. Bader, "Tensor decompositions and applications," *SIAM review*, vol. 51, no. 3, pp. 455–500, 2009.
[19] J. Duda, "Fast optimization of common basis for matrix set through common singular value decomposition," *arXiv preprint arXiv:2204.08242*, 2022.
[20] N. Tishby, F. C. Pereira, and W. Bialek, "The information bottleneck method," *arXiv preprint physics/0004057*, 2000.
[21] N. Tishby and N. Zaslavsky, "Deep learning and the information bottleneck principle," in *2015 IEEE information theory workshop (itw)*. IEEE, 2015, pp. 1–5.
[22] G. Chechik, A. Globerson, N. Tishby, and Y. Weiss, "Information bottleneck for gaussian variables," *Advances in Neural Information Processing Systems*, vol. 16, 2003.