

Concolic Testing of Quantum Programs

Shangzhou Xia¹, Jianjun Zhao¹, Fuyuan Zhang², Xiaoyu Guo¹

Kyushu University¹ The University of Tokyo²

{xia.shangzhou.218@s, zhao@ait, guo.xiaoyu.961@s}.kyushu-u.ac.jp
fuyuanzhang@163.com

Abstract This paper presents the first concolic testing framework specifically designed for quantum programs. The framework defines quantum conditional statements that quantify quantum states and presents a symbolization method for quantum variables. Utilizing this framework, we generate path constraints for each concrete execution path of a quantum program. These constraints guide the exploration of new paths, with a quantum constraint solver determining the outcomes to generate novel input samples and enhance branch coverage. We implemented this framework in Python and integrated it with Qiskit for practical evaluation. Experimental results demonstrate that our concolic testing framework significantly improves branch coverage and the quality of quantum input samples, demonstrating its effectiveness and efficiency in quantum software testing.

1 Introduction

Quantum computing, with its groundbreaking potential, is positioned to transcend the computational boundaries faced by classical computing systems. Its applications span across multiple advanced fields, notably artificial intelligence [1], computational chemistry [2, 3], and drug design [4, 5]. The evolution of quantum processing unit (QPU) architectures [6] alongside the gradual refinement of quantum programming languages [7, 8, 9] marks the beginning of a new era of software development tailored for quantum computation. However, the novelty and complexity of quantum programs bring forth significant challenges in ensuring their reliability and correctness, as highlighted by reports of prevalent bugs in programs written in leading quantum programming languages like Qiskit [10].

The pursuit of robust quantum software has sparked a growing interest in adapting and innovating testing methodologies suited for the quantum context. Early attempts in testing quantum programs have primarily leveraged random testing techniques and direct quantum state generation methods [11, 12, 13, 14]. While these approaches offer a foundation for understanding quantum program behavior under varied conditions, they fail to address the unique challenges posed by quantum computing, such as the high dimensionality of quantum states and the probabilistic nature of quantum measurement outcomes. Numerous input samples produced by these methods result in redundancy due to identical observable outcomes, and more concerningly, the spectrum of behaviors explored is often limited relative to the full potential behavior spectrum of a quantum program.

Recognizing the limitations of existing testing methods, this work introduces a novel approach through the lens of concolic testing [15, 16, 17], a technique often employed in classical software testing for its effectiveness in exploring execution paths and enhancing test coverage through the generation of directed input samples. However, applying concolic testing to quantum programs is not without its hurdles. The primary obstacles include the intricate representation of quantum variables within programs, leading to a black-box dilemma, and the inherent probabilistic outputs of quantum computations, which complicate the identification of deterministic execution paths for testing.

To address these challenges, we propose a comprehensive concolic testing framework specifically designed for quantum programs. At the heart of our framework lies the innovative concept of quantum symbolic objects, which facilitates the symbolic representation of quantum states, thereby making the black-box nature of quantum computations more transparent. Throughout an execution path, every assignment and quantum operation modifies the program’s state using symbolic expressions. Furthermore,

we tackle the issue of probabilistic outputs by devising stricter constraints on quantum states, enabling a more predictable approach to test case generation. Every conditional statement generates a constraint along the path based on the symbolic inputs. Our framework embodies a dual strategy: it runs quantum programs on symbolically defined inputs to track execution paths. It employs quantum constraint-solving techniques to generate precise test cases that aim to maximize branch coverage. Distinct path constraints lead to varied program behaviors, thereby improving branch coverage.

To validate the effectiveness of our framework, we conducted a series of experiments to fully evaluate its performance in improving branch coverage, exploring program branches, and generating high-quality test samples. The comparative analysis not only benchmarks our approach against existing quantum input case generators but also sheds light on the nuances of test generation techniques in the quantum realm. Our findings demonstrate the superior performance of our framework in achieving significant improvements in branch coverage, efficiency in program exploration, and the generation of high-quality test samples. Notably, our approach exhibits remarkable efficiency in handling quantum programs characterized by fewer qubits or reduced program size.

Our contributions in this paper are threefold:

- We propose the first concolic testing framework tailored for quantum programs, paving the way for innovative testing strategies in quantum software development.
- We develop and implement an automated concolic testing framework compatible with Qiskit programs, integrating quantum constraints into the testing process.
- Through rigorous experimentation and comparative analysis, we establish the effectiveness and potential of our testing framework, offering insights into its applicability and benefits for future quantum software engineering endeavors.

The rest of this paper is structured as follows: Section 2 offers essential background information on quantum programs and concolic testing. Section 3 provides a motivating example to illustrate our quantum concolic testing. Section 4 elaborates on the methodology of our approach. Section 5 details the experimental results and analysis conducted using the Qiskit programs. Section 6 examines potential threats to the validity of our method. Section 7 reviews work related to our research. Section 8 summarizes the paper and offers concluding remarks.

2 Background

This section outlines the foundational concepts and background pertinent to quantum programs [18] and concolic testing, providing a basis for understanding the subsequent discussions.

2.1 Quantum Bits, Gates, and Programs

Quantum Bits (Qubits). The fundamental element of quantum computing is the quantum bit or qubit. A qubit can exist in a *ground state* $|0\rangle$, analogous to the classical 0, or an *excited state* $|1\rangle$, akin to the classical 1. Unlike classical bits, qubits can also be in a state of superposition, representing both $|0\rangle$ and $|1\rangle$ simultaneously, described as $|q\rangle = \alpha|0\rangle + \beta|1\rangle$, where α and β are complex numbers satisfying $|\alpha|^2 + |\beta|^2 = 1$.

Quantum Gates. Quantum gates are essential components that perform operations on qubits, enabling actions such as qubit rotation, superposition induction, and establishing control relationships among qubits. Each gate is defined by its input parameters, which determine the target qubits and the specifics of the operation. A selection of common quantum gate operations is depicted in Figure 1.

Quantum Programs. Quantum programs are the building blocks of quantum computation. They are created by combining qubits and quantum gates. Quantum programs are also referred to as quantum circuits due to the composite structure of quantum gates. When multiple quantum programs share the same target qubits, they can be merged into a more extensive quantum program. This allows us to see the inputs and

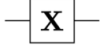
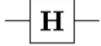
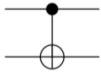
| Operator | Gate(s) | Matrix |
|---------------------------|---|--|
| Pauli-X (X) |  | $\begin{bmatrix} 0 & 1 \\ 1 & 0 \end{bmatrix}$ |
| Hadamard (H) |  | $\frac{1}{\sqrt{2}} \begin{bmatrix} 1 & 1 \\ 1 & -1 \end{bmatrix}$ |
| Controlled Not (CNOT, CX) |  | $\begin{bmatrix} 1 & 0 & 0 & 0 \\ 0 & 1 & 0 & 0 \\ 0 & 0 & 0 & 1 \\ 0 & 0 & 1 & 0 \end{bmatrix}$ |

Figure 1: Common quantum gates and matrix representation.

outputs of a quantum program as a system of qubits, each with specific operational data. Figure 2 shows an example of quantum programs written in Qiskit [7], a widely used quantum programming language.

```

1 def bell_state(a, qc):
2     qc.x(1)
3     if a == 5:
4         qc.cx(0, 1)
5     if qc.measure_all() in ["00", "11"]:
6         abort() # error
7     else:
8         a = 1
9     return a

```

Figure 2: A quantum program written in Qiskit.

2.2 Quantum State and Measurement

Quantum States. A Quantum State encapsulates the information of a qubit system through vector representation. For a single qubit, its state space is a 2-dimensional vector defined as $|q\rangle = \alpha|0\rangle + \beta|1\rangle$. In a broader context of an n -qubit system, with $B = |0\rangle, |1\rangle, \dots, |2^n - 1\rangle$ representing the *computational basis*, the state of the system is expressed as:

$$|\psi\rangle = \sum_{|x\rangle \in B} \alpha_x |x\rangle,$$

where x denotes the measurement outcome associated with the basis state $|x\rangle$. Here, each α_x is a complex number in \mathbb{C} , satisfying the normalization condition $\sum_{|x\rangle \in B} |\alpha_x|^2 = 1$.

Quantum Measurement. Quantum measurement is a critical process that converts quantum states into classical bit values. In constructing a quantum program, quantum states are manipulated using a series of quantum gates. However, classical computing systems do not directly interpret these states. Thus, the measurement operation is employed to translate the quantum state into a classical counterpart. The original quantum state is collapsed upon measurement, yielding a specific classical outcome based on the state's probability distribution. For instance, measuring the Bell state $((1/\sqrt{2})|00\rangle + 1/\sqrt{2}|11\rangle)$ will yield either 00 or 11, each with a 50% probability. Consequently, the design of an effective quantum program focuses on maximizing the probability of achieving the desired outcome.

2.3 Concolic Testing

Executing software with specific inputs is an efficient, low-cost method to verify its correctness. Yet, this approach often only covers a limited range of execution paths, potentially overlooking paths that contain

```

1 def new_bell_state(a, qc):
2     qc.x(1)
3     if a == 5:
4         qc.cx(0, 1)
5     if check_state_eq(qc, [0.5, 0, 0, 0.5], 0.05):
6         abort()      # error
7     else:
8         a = 1
9     return a

```

Figure 3: Qiskit program after rewriting quantum conditional statements.

bugs due to their low probability of being explored. In symbolic execution, an execution path is represented by a path condition formed through symbolic variables. Current constraint solvers can efficiently assess the viability of these path conditions. However, symbolic execution faces obstacles, including the explosion of paths and the challenge of dealing with complex data structures.

Concolic testing merges the practicality of concrete execution with the thoroughness of symbolic execution, providing an effective automatic test case generation method. This technique begins with the program running on a specific input to trace an execution path. Concolic testing then heuristically alters the path condition of this execution and employs a constraint solver to process the new constraint. This generates a new concrete input, allowing the exploration of an alternative execution path. Concolic testing has become a staple in software testing, supported by a range of tools [15, 16, 17, 19] designed for various programming languages.

3 Motivating Example

This section demonstrates the utility of quantum concolic testing through an illustrative example, as depicted in Figure 2.

The function *bell_state* is flawed, potentially triggering an *abort()* statement (line 6) with certain *a* values and specific quantum circuits for *qc*. This bug is unlikely to be detected through random testing, highlighting a common limitation of this approach.

Classical concolic testing faces two major hurdles in this context. Firstly, efficiently converting quantum variables *qc* into symbolic ones is challenging, making it impossible to capture all operations on *qc* along the execution path. Secondly, in quantum programs, the existence of quantum conditional statements that control the execution branch by the measurement result of quantum state leads to challenges for classical concolic testing. While it is feasible to identify values of *a* (e.g., 0 and 5) that lead to buggy branches, solely depending on *a*'s input does not effectively explore all branches due to the control of program branches by *qc* measurements. Even treating *qc* as a black box to obtain execution results, the inherent probabilistic nature of quantum measurements results in inconsistent outcomes, rendering classical concolic testing ineffective in generating meaningful constraints for execution paths or test samples in a quantum context.

To address the ambiguity and misinterpretation arising from quantum conditional statements and the probabilistic outputs of quantum programs, we introduce stricter constraints for these statements. Specifically, the Figure 2 code aims to produce a bell state upon executing the quantum conditional statement (line 5). Thus, we redefine this condition to check if the quantum state output aligns with a 50% chance of yielding 00 and 11, using a custom function *check_state_eq*. This adjustment aids in better deciphering the program's behavior, illustrated by transforming the *bell_state* function into *new_bell_state* for analysis, as shown in Figure 3.

To overcome the limitations of classical concolic testing with quantum variables, our framework introduces a method for symbolically treating quantum variables. We create a symbolic counterpart *sqc* for the quantum circuit *qc*, allowing it to inherit all quantum circuit properties and perform concrete and symbolic execution while capturing quantum operations.

For the function *new_bell_state* (referred to as *N*), our method initially assumes $a = 0$ and $qc = |00\rangle$. This leads *N* to execute a branch without hitting the *abort()* statement. During this execution, the path constraint $a_0 \neq 5 \wedge sqc[x(1)] \neq [0.5, 0, 0, 0.5]$ is established, guiding us to explore another branch. Utilizing these constraints, our method generates a new condition $a_0 \neq 5 \wedge sqc[x(1)] = [0.5, 0, 0, 0.5]$ and submits it to a quantum constraint solver. The solution, $(a_0 = 0, qc = 1/\sqrt{2}|01\rangle + 1/\sqrt{2}|10\rangle)$, is recorded. Running *N* with this new input subsequently exposes the bug by leading to the *abort()* statement, showcasing the effectiveness of our approach.

4 Methodology

We next present our methodology for quantum concolic testing.

4.1 Workflow

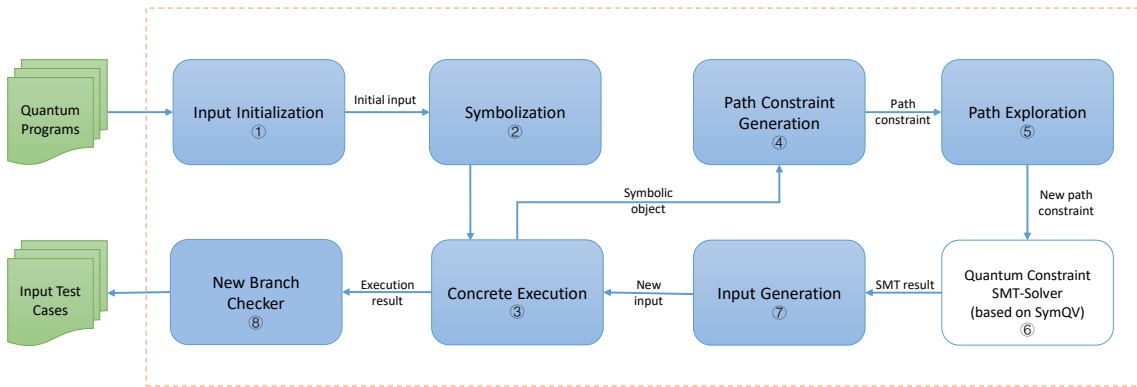


Figure 4: Workflow of quantum concolic testing framework.

Our quantum concolic testing framework is designed to uncover input samples that effectively trigger all branches within a quantum program. Below, we detail our strategy for generating a comprehensive test suite tailored for quantum programs, as illustrated in Figure 4.

Our approach uses a quantum program as input. First, an input initialization (①) is used on the target quantum program for launching the first concrete execution. The generated initial input is used to generate the symbolic variables (②) corresponding to the variables used as input in the quantum program. Then, we use the initial input to perform a concrete execution (③) and generate an execution path. We read the attributes of the symbolic object that records the operations in this execution path and generate a path constraint for the current execution path (④). Subsequently, we perform path exploration (⑤) on this constraint and obtain a new path constraint. By computing with the quantum constraint SMT solver [20] (⑥), we transform the obtained SMT results into a new input sample (⑦). The newly generated input will be used as the execution input for the subsequent concrete execution (③) and used to generate the next object to be explored. Based on the result of the concrete execution, if a new program branch is triggered, it is flagged and output as input test cases that provide greater branch coverage (⑧).

4.2 Quantum Condition

Current quantum conditional statements base their judgments on a single observation of a quantum circuit’s behavior. However, the inherently probabilistic nature of quantum program outputs makes the direction of branching within these statements uncertain. This uncertainty manifests in several significant issues: Firstly, it is challenging to determine if the behavior of a quantum state aligns with predetermined requirements using existing quantum conditional statements. Even a random quantum state might, by chance, trigger a branch, misleading developers into thinking the state conforms to the intended program design.

This misinterpretation can lead to persistent errors, especially problematic when scaled up. For instance, if a quantum program is designed to produce a bell state, the expected condition might be the output of either 00 or 11. However, a quantum state with a total 50% chance of producing 00 and 11 might occasionally meet this condition over a few executions. This occasional compliance could falsely indicate that the quantum state meets the expected requirements. Yet, as the program is used repeatedly, the likelihood of not achieving the expected result becomes evident.

Secondly, the inability of developers to precisely specify their requirements turns each quantum circuit design endeavor into a gamble. Merely determining the success of a quantum state based on whether it results in 00 or 11 in a single trial is insufficient for a comprehensive evaluation. This lack of quantifiable metrics significantly hampers the efficiency of quantum program development, as it prevents a clear understanding and assessment of the target quantum state's properties. Moving forward, a more robust framework for evaluating quantum conditions is essential—one that considers the probabilistic outcomes and offers a reliable measure of a quantum state's adherence to the expected standards. Such an approach would significantly improve the development process by allowing developers to set and achieve precise, measurable goals for their quantum programs, steering away from the uncertainty of "blind box" circuit design towards a more predictable and effective quantum computing paradigm.

It is essential to recognize the potential drawbacks of using the output directly as a condition. In our approach, we have implemented stricter constraints on the quantum state and imposed more precise requirements to address this issue effectively. Subsequently, we have designed three distinct forms of conditions based on the probabilistic output of the quantum state, as shown in the following:

- **Check_state_eq(equal to):** Checking whether the probability distribution generated by the target quantum circuit, under a specified number of measurements, aligns within an acceptable margin of error with the designated outcome probabilities. This constraint is applicable when there are specific requirements for the expected measurement results of the quantum circuit. For instance, we expect the distribution D of the quantum circuit qc under an acceptable error δ to be distributed. This condition can be written as $check_state_eq(qc, D, \delta)$.
- **Check_state_gt(larger than):** Checking whether the probability of certain specific output results from the target quantum circuit, after a specified number of measurements, is greater than a designated probability threshold. This constraint is applicable when there is a requirement for the target results to be output with high probability. For instance, we expect the quantum circuit qc to have a higher probability of outputting a than p with an acceptable error δ . This condition can be written as $check_state_gt(qc, [a, p], \delta)$.
- **Check_state_lt(less than):** Checking whether the probability of certain specific output results from the target quantum circuit, after a specified number of measurements, is less than a designated probability threshold. This constraint is applicable when there is a requirement for the target results to be output with low probability. For instance, we expect the quantum circuit qc to output a with a probability less than p under an acceptable error δ . This condition can be written as $check_state_lt(qc, [a, p], \delta)$.

We can evaluate the quality of a quantum state based on its conditional forms. A high-quality quantum state has a distribution state closest to the expected required distribution. This means the quantum state can produce the expected result with a very high probability, even with a few observations. On the other hand, a low-quality quantum state has a significant discrepancy with the expected requirements. It needs to consume many quantum resources to output the expected result. By using these three conditional forms, we aim to eliminate a significant portion of low-quality quantum states that do not meet the expectations of program design, as shown in Figure 5.

4.3 Quantum Symbolic Object

In classical concolic testing [15, 16, 17], symbolic variables are generated for target variables to construct constraints on execution paths. The symbolic variables record all arithmetic operations on the variables



Figure 5: The difference between measurement condition and our condition.

during program execution and apply these operations to generate constraints. For example, if the program statement is $x = x + 1$ and the condition is $x == 5$, the final constraint generated is $x + 1 == 5$. However, the logic of operations in a quantum program differs from the arithmetic logic of classical variables. The operations in quantum computation target the qubit in the quantum circuit, e.g., $qc.h(0)$ indicates that a Hadamard gate is appended to the first qubit. Therefore, the operations of quantum variables in the execution path cannot be analyzed using the symbolic approach of classical concolic testing.

To solve this problem, we have developed a new method for symbolic processing in quantum programs. Our approach is similar to the classical method in that it begins with creating a symbolic object for the quantum variables within the program. Quantum program operations typically involve the circuit itself and parameterize the qubit of the chosen target. Therefore, we opt to treat the entire circuit as the quantum variable. Consequently, all operations performed on the quantum circuit during the current execution path are recorded in the operation list, a built-in attribute of the quantum symbolic variable. For instance, if an operation $qc.h(0)$ occurs during the execution, the symbolic variable logs $h(0)$ within its *operation_list*. This list varies across different execution paths, capturing distinct quantum operations for each. Moreover, our designed quantum symbolic variables can also recognize the quantum conditional statements defined in Section 4.2.

4.4 Quantum Constraint

In this section, we will introduce the generation and exploration of quantum constraints based on the quantum conditions outlined in Section 4.2 and the quantum symbolic objects described in Section 4.3.

Generation. To generate a quantum constraint, we first need to generate an initial value for the quantum program and a symbolic object for the quantum variable. The initial input samples are used to run the program, and the quantum symbolic variable records the encountered quantum operations in the built-in attribute *operation_list*. When a quantum program encounters a quantum conditional statement, the quantum symbolic variable recognizes this statement and reads the built-in attribute *operation_list* for constraint generation. We generate constraints based on the quantum conditional statement as follows:

$$\begin{aligned}
 check_state_eq &\rightarrow (qc[operations] = [probability_{all}]) \\
 check_state_gt &\rightarrow (qc[operations] > [probability_{par}]) \\
 check_state_lt &\rightarrow (qc[operations] \leq [probability_{par}])
 \end{aligned}$$

where qc is the name of the quantum symbolic variable and $operations$ is the quantum operations on the execution path read from the built-in attribute *operation_list*. $probability_{all}$ and $probability_{par}$ are the complete output distribution of the entire quantum state and a list of specific output outcomes and corresponding probabilities, respectively.

Exploration. For an input sample during concrete execution, each time it encounters a conditional statement, it generates a constraint P . This constraint corresponds to the sample's branching choice in this statement. At this point, $\neg P$ corresponds to the constraint to branch in the other direction. Therefore, our

exploration method will transform the path constraint $P \wedge Q$ of the current execution path into a $P \wedge \neg Q$ to generate a constraint for exploring another execution path. For the quantum constraints we defined, we will execute the mutual conversion of $=$ and \neq for *check_state_eq*, and the mutual conversion of $>$ and \leq for the other quantum conditional statements, to generate new quantum constraints that allow exploration of an alternative path. By passing this newly generated constraint into the quantum constraint solver, we can obtain input samples for another execution path, effectively exploring other branches.

4.5 Algorithm

This section explains how our framework uses quantum concolic testing to generate input samples for quantum programs.

Algorithm 1 : Quantum Concolic Testing

Input: $P \leftarrow$ target quantum program
 $S_{results} \leftarrow$ set of expected results
 $i_{max} \leftarrow$ number of maximum iterations
 $r \leftarrow$ number of repetitive executions

Output: $S_{inputs} \leftarrow$ set of test cases

```

1:  $S_{inputs} = []$ 
2:  $input_{init} = create\_initial(P)$  //Initialize an input for P
3:  $i = 0$  // Number of iterations
4:  $inputs\_list = []$ 
5:  $inputs\_list.append(input_{init})$ 
6:  $results = []$ 
7: repeat
8:    $input = inputs\_list.pop()$ 
9:    $input = symbolization(P, input)$ 
10:  for  $j \leftarrow 0$  to  $r$  do
11:     $exe\_result = concrete\_execution(P, input)$ 
12:    // Generating path constraints using symbolic variables
13:     $path\_constraint = generate\_constraint(P, input)$ 
14:    // Detect if a new execution branch is triggered
15:    if  $exe\_result$  not in  $results$  then
16:       $results.append(exe\_results)$ 
17:       $S_{inputs}.append(input)$ 
18:      break
19:    end if
20:  end for
21:  // Generating a new path constraint expression
22:   $new\_constraint = exploration(path\_constraint)$ 
23:  // Using the solver to find the input sample
24:   $input_{new} = quantum\_constraint\_solver(new\_constraint)$ 
25:   $inputs\_list.append(input_{new})$ 
26:   $i = i + 1$ 
27: until  $explore\_complete(results, S_{results})$  or  $i > i_{max}$ 

```

For the quantum program given for the analysis, we will first create an initial input as the start of the first concrete execution (line 2). For classical variables and quantum states, we initialize them to 0 and $|00..0\rangle$, respectively. Then we go inside concolic testing. We will symbolize all input variables for existing inputs to generate the corresponding symbolized variables (line 9). Since quantum programs are probabilistic outputs, to fully explore a sample, we execute r times the concrete execution until a new execution path is found. For each execution, we generate a constraint on the current execution path (line

12). In the implementation, we construct a tree structure (*path tree*) for all execution paths of the program. Where each non-leaf node in the tree corresponds to each conditional statement in the program, and the result (*True* or *False*) of this concrete execution on that statement is recorded in the child nodes. When all children of a non-leaf node are fully explored, this node is marked as explored (This means that in the current execution path, for the condition P recorded in the non-leaf node, $P = \text{True}$ and $P = \text{False}$ are both executed.). If a new conditional statement is encountered in the path constraint, we create a new non-leaf node.

To explore a new branch, we use the path constraints generated by this execution to locate the leaf node in the *path tree*. Utilizing this leaf node, we look for the first node (N) of the ancestor nodes that is not marked as explored. Starting from the unexplored child node (C) of node (N), the constraint expressions recorded for all nodes from node (C) to the root node are combined with \wedge to generate a path constraint that has not been explored (line 19). We then pass this new constraint to the quantum constraint solver for computation to obtain the values of the classical variables and the quantum states that satisfy the constraint (line 20). This newly generated input sample will be used for the next concolic testing. We will iterate the path exploration and input sample generation for the program. Samples that trigger new branches will be recorded in S_{input} . Eventually, our framework will terminate until all expected results are found or the number of explorations exceeds the limit (line 23). We will generate an output file with the input samples recorded in the inputs to provide the set of input samples for the target quantum program.

5 Experimental Evaluation

To evaluate the effectiveness of our proposed algorithm, we implement our quantum concolic testing framework in Python based on the Qiskit Library [7]. In the experiments, we intend to answer the following questions:

- **RQ1:** (Branch coverage) How effective is quantum concolic testing in improving branch coverage in quantum programs?
- **RQ2:** (Efficiency) How efficient is quantum concolic testing in exploring the program branch?
- **RQ3:** (Quality performance) What is the quality of the test samples generated by quantum concolic testing?

In **RQ1**, we aim to explore our framework’s coverage capability for varying-size quantum programs in terms of branch coverage. We compare our framework (**Concolic**) with three quantum program input sample generation approaches, which are random quantum state vector generator (**Vector**), random quantum circuit generator (**Circuit**), and QuraTest generator (**Quratest**) [12]. We migrate these three generators into the concolic testing framework to mitigate interference from classical variables. Since many approaches to quantum program testing still do not present a complete framework at this stage, we choose these three test sample generation methods for comparison. In **RQ2**, we will discuss the efficiency of our framework in improving branch coverage compared to other methods within the same timeframe. In Section 4.2, we discussed the quality of quantum input samples. Thus, in **RQ3**, we will quantitatively analyze the performance of the input samples generated by our framework in terms of quality.

We designed a dataset for our experiments comprising Qiskit programs of varying program scales (**Small**, **Medium**, **Large**) and qubit quantities(1, 2, 3), segmented into nine sets of experiments. Each experimental set includes 40 Qiskit programs and four branching structures. The acceptable error δ is randomly set to 0.01 or 0.005. Due to the absence of a comprehensive quantum constraint solver, we will utilize the SymQV [20] framework to implement the process of quantum constraint solving. Limited by the efficiency of the solver and the exponential increase in constraint-solving variables with the increase in qubit quantity, we will first discuss the performance of quantum concolic testing in scenarios with a small number of qubits.

All experiments were run on a computer with Ubuntu 22.04 LTS and Intel Xeon E5-2620v4, 32GB memory, and a 2TB HDD disk. Due to the page limit, the rest of this section mainly discusses the summarized results of our experiment.

5.1 Branch Coverage

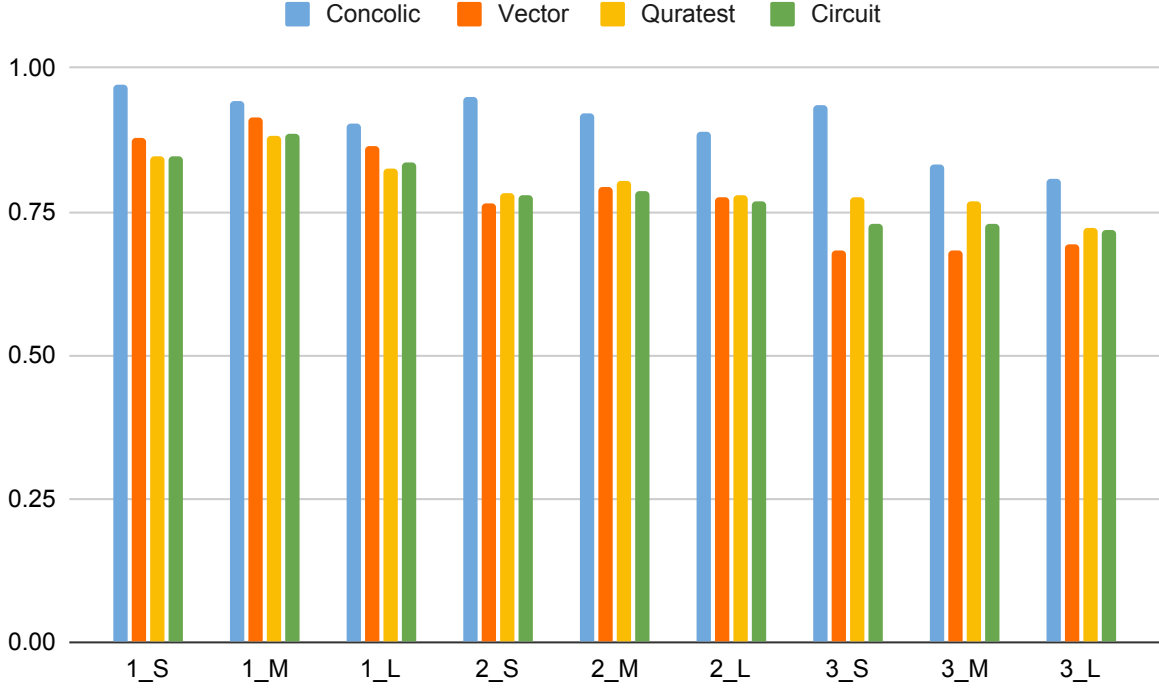


Figure 6: Branch coverage

We evaluate the branch coverage of test cases generated by our technique. We conducted experiments for the four methods across nine sets, each containing 40 Qiskit programs. Due to the probabilistic nature of quantum program outputs, we set each generated sample to undergo ten repetitions of execution to capture all potential branches triggered. For **Concolic**, we capped the maximum generated sample count at 50. For the other three methods, we aimed to obtain 10,000 samples. Subsequently, we calculated the branch coverage achieved by each method. The experimental results are in Figure 6.

The experimental results indicate that **Concolic** achieved the highest branch coverage rate across all experimental sets. The input sample generation method based on quantum program path constraints effectively explores various program branches. In programs with one qubit, the performance of the **Vector** method surpasses the other two methods. This is because the fixed logic of quantum operations limits the exploration space of a qubit under quantum operations compared to the exploration space generated by random vectors. In programs with two qubits, the performance of the three methods is similar. In programs with three qubits, **Quratest** outperforms the others. This is because the sampling method employed by **Quratest** can explore more quantum characteristics across multiple qubits, thereby better exploring program branches. With the same number of qubits, the coverage performance of **Concolic** decreases as the program size increases. This is because increasing program size causes the quantum constraints on execution path generation to become more complex. Such complex constraints can put tremendous computational pressure on the less-than-perfect quantum constraint solver, preventing the constraint solver from producing perfect input results. This leads to the difficulty of generating quantum input samples with minor allowable errors in making the desired distribution. However, since the other three methods are based on random testing generation, the generated quantum states are less affected by the size of the target program.

Additionally, it is worth noting that as the number of qubits in the quantum program increases, all methods experience a decrease in coverage rate. This is because the increase in qubit count leads to an exponential increase in the dimensionality of quantum states, resulting in a larger state space to explore. Methods based on random testing generation are more likely to produce low-quality quantum states in this case, leading to a severe drop in branch coverage. Moreover, the increase in the dimensionality of quantum states also leads to a more stringent probability distribution of the quantum states, making it more difficult for low-quality quantum states to pass through the quantum conditional statements we designed. For **Concolic**, an increase in the number of qubits leads to an exponential increase in the number of variables involved in constraint generation. However, since our method is a path-exploration-based input sample generation method, the resulting input samples are directed to high-quality quantum states. Therefore, **Concolic** is weaker affected by the number of qubits than the other three methods.

Answer to RQ1: In terms of branch coverage, **Concolic** achieves superior branch coverage compared to other methods. We also found that the performance of **Concolic** is affected by the size of the program, while the other methods are almost unaffected. All generation methods are affected by changes in the number of qubits. **Concolic** is less affected than methods based on random sample generation.

5.2 Efficiency

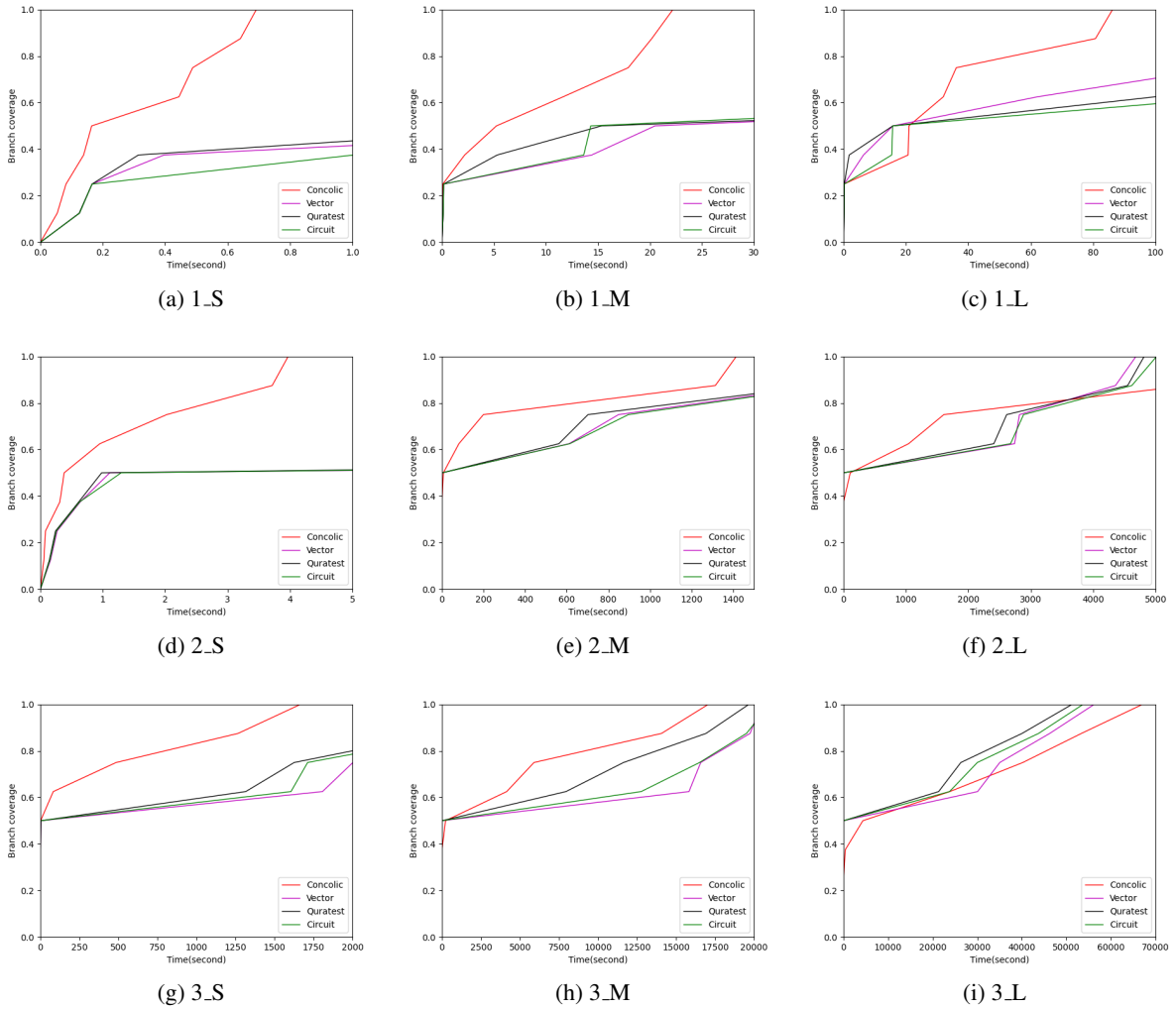


Figure 7: Efficiency of four methods in improving branch coverage.

In **RQ2**, we evaluate the efficiency of our method in generating effective test samples by examining the rate at which four methods improve branch coverage. For **Concolic**, we limit the sample generation to 50. For the other methods, we set a maximum execution time of 60,000 seconds. We record the time points at which each method increases coverage while handling different programs. The results are shown in Figure 7.

The results indicate that **Concolic** significantly outperforms the other methods in generating effective input samples and enhancing branch coverage efficiency, particularly with quantum programs of smaller sizes. This advantage stems primarily from the fact that larger programs increase the number of quantum operations and, consequently, the quantum constraints along an execution path. This increase places substantial computational demands on the quantum constraint solver, extending the time required to solve a single constraint. This extended time negatively impacts the rate of input sample generation by **Concolic**. In contrast, methods based on random testing are not affected by program size and consistently produce test samples, although these samples do not typically contribute to improved branch coverage. Consequently, the performance of these other methods varies greatly in terms of efficiency.

The rate at which concolic testing produces input samples is closely tied to the performance of the quantum constraint solver. As these solvers evolve, the efficiency of concolic testing in quantum programs is expected to improve.

Answer to RQ2: In terms of efficiency, When facing quantum programs with insufficiently large program size, **Concolic** shows significant advantages in effective sample generation efficiency and improving branch coverage. However, as the program size increases, the computing time of the quantum constraint solver increases with the program size. Thus, the efficiency of **Concolic** will significantly decrease. Other methods are not affected by the size of the program.

5.3 Quality Performance

Table 1: RQ3 - The quality performance experiment results of the four methods.

| Method | 1_S | 1_M | 1_L | 2_S | 2_M | 2_L | 3_S | 3_M | 3_L |
|----------|---------------|---------------|---------------|---------------|---------------|---------------|---------------|---------------|---------------|
| Vector | 0.5593 | 0.5652 | 0.5596 | 0.7518 | 0.7413 | 0.7765 | 0.8536 | 0.8438 | 0.8813 |
| Quratest | 0.5794 | 0.5606 | 0.5618 | 0.7828 | 0.7467 | 0.7928 | 0.8687 | 0.8416 | 0.8902 |
| Circuit | 0.5959 | 0.5988 | 0.5992 | 0.8277 | 0.8088 | 0.8338 | 0.8866 | 0.8515 | 0.8853 |
| Concolic | 0.0425 | 0.0591 | 0.0992 | 0.1107 | 0.1641 | 0.1742 | 0.1283 | 0.1924 | 0.2643 |

In **RQ3**, we will try to quantify the quality performance discussed in Section 4.2, which is used to analyze the quality of the input samples generated by the four methods. Since our measure of the quality of quantum states is based on probability distributions, the better the fit of the output distribution of a quantum state to the expected probability distribution, the higher the quality. Conversely, the lower the quality, the more significant the difference between the output and expected distribution. Based on this idea, we use the calculation of the absolute error (AE) of the two distributions as a measure of the quality of the quantum state:

$$AE = \sum_0^n |y_i - x_i|$$

Our experiment analyzes the input samples generated by the four methods across nine sets of Qiskit programs. Since in our design of quantum condition. *check_state_gt* and *check_state_lt* focus on the probability of certain output states and fail to generate a complete probability distribution. Therefore, in our experiments, we construct the conditional statements in the target Qiskit program with *check_state_eq* and record the quantum input samples generated by the four methods. For each input sample, we will conduct 10,000 concrete executions and record the probability distribution of the outputs. We then calculate

the AE between the results and the expected distribution. Each sample will undergo ten repetitions of the experiment. AE value is closer to 0, indicating that the output distribution during the real runs of the quantum state is closer to the expected distribution. This shows that the generated quantum state is of higher quality. On the contrary, the larger the value of AE , the more significant the difference between the two distributions and the lower the quality of the quantum state.

The experiment results are in Table 1. Based on the experimental results, we find that the quality of the input samples generated by **Concolic** is better than the other three methods for all the experimental groups of quantum programs. Most of the input samples have output distributions that satisfy the expected program requirements after running the quantum operations in the program. This implies that the input samples generated by our method are highly likely to satisfy the path constraints under conditions of increasing error magnitude or measurement iterations. In addition, we find that all methods show a significant quality dip as the number of qubits increases. This situation is due to the increased complexity of the expected distribution and the increased number of output results of the quantum states. Methods based on random sample generation are insensitive to changes in program size. In contrast, our methods, which are limited by the arithmetic precision of the quantum constraint solver, exhibit the problem of quality degradation with increasing program size.

Answer to RQ3: In terms of quality performance, **Concolic** is capable of generating quantum input samples of higher quality. **Concolic** generation samples are based on the results of a quantum constraint solver. They will, therefore, be susceptible to variations in the number of qubits and the size of the program. As the parameters of these two increase, the quality of input samples will degrade.

6 Threats to Validity

We recognize that randomness plays a significant role in the generation and execution of tests. To mitigate this factor, we repeated each experimental configuration ten times and presented the average results in the paper. Additionally, the selection of quantum programs for testing could introduce bias. We have intentionally designed benchmarks with four different branching structures to counter this. Furthermore, all constraints and quantum operations used in the Qiskit programs during our experiments were generated randomly, aiming to reduce selection bias.

A further potential threat involves the metrics used in RQ3. Currently, there is yet to be a universally accepted definition for the quality of input samples generated for quantum programs, which complicates the evaluation of this attribute. Consequently, the metrics we have proposed are intended as a means to provide a measurable assessment of this elusive quantum characteristic.

7 Related Work

Recently, quantum programs have gained significant attention, and numerous studies have emerged to analyze their behavior. Two such studies, by Ali et al. [21] and Wang et al. [22], have introduced the first coverage criterion, focusing on the inputs and outputs of quantum programs. Additionally, Zhao et al. [10] has reported a dataset of 36 bugs found in Qiskit quantum programs and further summarized eight bug patterns in [23]. These studies emphasize the importance of testing quantum programs to ensure their reliability.

Automated test case generation is a crucial aspect of software engineering that ensures software quality and reliability. Several techniques have been proposed to automate test case generation for quantum programs, such as fuzzing testing [24, 25, 26], mutation testing [27, 28, 29, 30], and metamorphic testing [31, 32]. Search-based test case generation has been developed by Wang [33, 11] for quantum programs to detect bugs by generating binary test cases. Long and Zhao [34, 14] introduced a systematic testing framework that includes unit and integration testing. On the other hand, Ye *et al.* [12] proposed QuraTest, which integrates quantum properties into test case generation. However, these frameworks often produce numerous low-quality, redundant samples that do not enhance the branch coverage of the

program. When dealing with quantum programs with complex branching structures, it’s challenging for these methods to uncover more hidden erroneous statements. In contrast, our quantum concolic testing framework uses a branch-and-bound exploration and path constraint-solving approach for input sample generation. It directly targets specific branches, making it more effective in identifying bugs.

Given the value of quantum resources, the benefits of symbolic execution have also captured the attention of researchers, leading to significant contributions. SymQV [20] was introduced as the first quantum symbolic execution framework and has been applied to the automated verification of quantum programs. Recently, Fang *et al.* [35] proposed a symbolic execution framework, QSE, for quantum error correction programs, providing a soundness proof for their method. However, these frameworks require formal verification expertise and are primarily designed to verify quantum algorithms rather than test arbitrary quantum programs.

Concolic testing, a variation of symbolic execution that combines symbolic and concrete execution, was first introduced by Godefroid *et al.* [15] through the DART tool for automatically testing software. DART generates constraints for execution paths based on specific inputs and explores new paths to generate test cases and increase test coverage. Building on this concept, Sen *et al.* [16] developed a concolic unit testing engine for C programs, and Sun *et al.* [36] adapted it for deep neural networks. Majumdar *et al.* enhanced the concolic testing approach by integrating the strengths of random search and concolic testing. Nevertheless, these frameworks are not directly applicable to quantum programs.

8 Conclusion

This paper proposes the first concolic testing framework for quantum programs. We identify the drawbacks of measurement-based quantum conditions and make the first attempt to address the challenges in generating quantum constraints for each execution path. We evaluate the branch coverage, efficiency of generating input samples, and quality of input samples of our method as its core. Our in-depth evaluation demonstrates that our proposed testing techniques can efficiently generate high-quality test samples. We also explore the impact of changes in qubit count and program size on the method for generating input samples for quantum programs. Our work provides a valuable contribution to quantum software testing and can potentially help improve the quality and reliability of quantum programs.

Quantum concolic testing has shown promising results in improving the branch coverage of quantum programs. However, it heavily depends on the efficiency of quantum constraint solvers. Therefore, optimizing these quantum constraints can be a potential area for further improvement to reduce computational demands on the solver. We also plan to extend our quantum concolic testing framework to cover additional quantum programming language platforms.

References

- [1] V. Dunjko and H. J. Briegel, “Machine learning & artificial intelligence in the quantum domain: a review of recent progress,” *Reports on Progress in Physics*, vol. 81, no. 7, p. 074001, 2018.
- [2] S. McArdle, S. Endo, A. Aspuru-Guzik, S. C. Benjamin, and X. Yuan, “Quantum computational chemistry,” *Reviews of Modern Physics*, vol. 92, no. 1, p. 015003, 2020.
- [3] Y. Cao, J. Romero, J. P. Olson, M. Degroote, P. D. Johnson, M. Kieferová, I. D. Kivlichan, T. Menke, B. Peropadre, N. P. Sawaya *et al.*, “Quantum chemistry in the age of quantum computing,” *Chemical reviews*, vol. 119, no. 19, pp. 10856–10915, 2019.
- [4] T. Zhou, D. Huang, and A. Caflisch, “Quantum mechanical methods for drug design,” *Current topics in medicinal chemistry*, vol. 10, no. 1, pp. 33–45, 2010.
- [5] K. Raha, M. B. Peters, B. Wang, N. Yu, A. M. Wollacott, L. M. Westerhoff, and K. M. Merz Jr, “The role of quantum mechanics in structure-based drug design,” *Drug discovery today*, vol. 12, no. 17-18, pp. 725–731, 2007.
- [6] K. Wintersperger, H. Safi, and W. Mauerer, “Qpu-system co-design for quantum hpc accelerators,” in *International Conference on Architecture of Computing Systems*. Springer, 2022, pp. 100–114.

- [7] IBM, “Qiskit,” <https://qiskit.org/>, 2022.
- [8] K. Svore, A. Geller, M. Troyer, J. Azariah, C. Granade, B. Heim, V. Kliuchnikov, M. Mykhailova, A. Paz, and M. Roetteler, “Q#: enabling scalable quantum computing and development with a high-level dsl,” in *Proceedings of the Real World Domain Specific Languages Workshop 2018*, 2018, pp. 1–10.
- [9] Google, “Cirq,” <https://quantumai.google/cirq>, 2022.
- [10] P. Zhao, J. Zhao, Z. Miao, and S. Lan, “Bugs4Q: A benchmark of real bugs for quantum programs,” in *2021 36th IEEE/ACM International Conference on Automated Software Engineering (ASE)*. IEEE, 2021, pp. 1373–1376.
- [11] X. Wang, P. Arcaini, T. Yue, and S. Ali, “QuSBT: Search-based testing of quantum programs,” in *Proceedings of the ACM/IEEE 44th International Conference on Software Engineering: Companion Proceedings*, ser. ICSE ’22. New York, NY, USA: Association for Computing Machinery, 2022, pp. 173–177. [Online]. Available: <https://doi.org/10.1145/3510454.3516839>
- [12] J. Ye, S. Xia, F. Zhang, P. Arcaini, L. Ma, J. Zhao, and F. Ishikawa, “QuraTest: Integrating quantum specific features in quantum program testing,” in *2023 38th IEEE/ACM International Conference on Automated Software Engineering (ASE)*. IEEE, 2023, pp. 1149–1161.
- [13] J. Shi, Z. Xiao, H. Shi, Y. Jiang, and X. Li, “QuanTest: Entanglement-guided testing of quantum neural network systems,” *arXiv preprint arXiv:2402.12950*, 2024.
- [14] P. Long and J. Zhao, “Testing multi-subroutine quantum programs: From unit testing to integration testing,” *ACM Transactions on Software Engineering and Methodology*, March 2024.
- [15] P. Godefroid, N. Klarlund, and K. Sen, “Dart: Directed automated random testing,” in *Proceedings of the 2005 ACM SIGPLAN conference on Programming language design and implementation*, 2005, pp. 213–223.
- [16] K. Sen, D. Marinov, and G. Agha, “Cute: A concolic unit testing engine for c,” *ACM SIGSOFT Software Engineering Notes*, vol. 30, no. 5, pp. 263–272, 2005.
- [17] R. Majumdar and K. Sen, “Hybrid concolic testing,” in *29th International Conference on Software Engineering (ICSE’07)*. IEEE, 2007, pp. 416–426.
- [18] M. A. Nielsen and I. L. Chuang, *Quantum computation and quantum information*. Cambridge university press, 2010.
- [19] M. Irlbeck *et al.*, “Deconstructing dynamic symbolic execution,” *Dependable Software Systems Engineering*, vol. 40, no. 2015, p. 26, 2015.
- [20] F. Bauer-Marquart, S. Leue, and C. Schilling, “symqv: automated symbolic verification of quantum programs,” in *International Symposium on Formal Methods*. Springer, 2023, pp. 181–198.
- [21] S. Ali, P. Arcaini, X. Wang, and T. Yue, “Assessing the effectiveness of input and output coverage criteria for testing quantum programs,” in *2021 IEEE 14th International Conference on Software Testing, Validation and Verification (ICST)*, 2021, pp. 13–23.
- [22] X. Wang, P. Arcaini, T. Yue, and S. Ali, “Quito: a coverage-guided test generator for quantum programs,” in *2021 36th IEEE/ACM International Conference on Automated Software Engineering (ASE)*, 2021, pp. 1237–1241.
- [23] P. Zhao, J. Zhao, and L. Ma, “Identifying bug patterns in quantum programs,” in *2021 IEEE/ACM 2nd International Workshop on Quantum Software Engineering (Q-SE)*. IEEE, 2021, pp. 16–21.
- [24] A. fuzz loop, “American fuzz loop,” <http://lcamtuf.coredump.cx/afl/>, 2020.
- [25] H. Liang, X. Pei, X. Jia, W. Shen, and J. Zhang, “Fuzzing: State of the art,” *IEEE Transactions on Reliability*, vol. 67, no. 3, pp. 1199–1218, 2018.
- [26] G. Klees, A. Ruef, B. Cooper, S. Wei, and M. Hicks, “Evaluating fuzz testing,” in *Proceedings of the 2018 ACM SIGSAC conference on computer and communications security*, 2018, pp. 2123–2138.
- [27] X. Wang, T. Yu, P. Arcaini, T. Yue, and S. Ali, “Mutation-based test generation for quantum programs with multi-objective search,” in *Proceedings of the Genetic and Evolutionary Computation Conference*, ser. GECCO ’22. New York, NY, USA: Association for Computing Machinery, 2022, pp. 1345–1353. [Online]. Available: <https://doi.org/10.1145/3512290.3528869>

- [28] D. Fortunato, J. Campos, and R. Abreu, “Mutation testing of quantum programs: A case study with Qiskit,” *IEEE Transactions on Quantum Engineering*, vol. 3, pp. 1–17, 2022.
- [29] E. Mendiluze, S. Ali, P. Arcaini, and T. Yue, “Muskit: A mutation analysis tool for quantum software testing,” in *2021 36th IEEE/ACM International Conference on Automated Software Engineering (ASE)*, 2021, pp. 1266–1270.
- [30] D. Fortunato, J. Campos, and R. Abreu, “Mutation testing of quantum programs written in QISKit,” in *Proceedings of the ACM/IEEE 44th International Conference on Software Engineering: Companion Proceedings*, ser. ICSE ’22. New York, NY, USA: Association for Computing Machinery, 2022, p. 358–359. [Online]. Available: <https://doi.org/10.1145/3510454.3528649>
- [31] T. Y. Chen, S. C. Cheung, and S. M. Yiu, “Metamorphic testing: a new approach for generating next test cases,” *arXiv preprint arXiv:2002.12543*, 2020.
- [32] S. Segura, G. Fraser, A. B. Sanchez, and A. Ruiz-Cortés, “A survey on metamorphic testing,” *IEEE Transactions on software engineering*, vol. 42, no. 9, pp. 805–824, 2016.
- [33] X. Wang, P. Arcaini, T. Yue, and S. Ali, “Generating failing test suites for quantum programs with search,” in *Search-Based Software Engineering*, U.-M. O’Reilly and X. Devroey, Eds. Cham: Springer International Publishing, 2021, pp. 9–25.
- [34] P. Long and J. Zhao, “Testing quantum programs with multiple subroutines,” *arXiv preprint arXiv:2208.09206*, 2022.
- [35] W. Fang and M. Ying, “Symbolic execution for quantum error correction programs,” 2023.
- [36] Y. Sun, M. Wu, W. Ruan, X. Huang, M. Kwiatkowska, and D. Kroening, “Concolic testing for deep neural networks,” in *Proceedings of the 33rd ACM/IEEE International Conference on Automated Software Engineering*, 2018, pp. 109–119.