

# Probing dark energy using anisotropies in the clustering of post-EoR H I distribution

Chandrachud B.V. Dash\* and Tapomoy Guha Sarkar†

*Department of Physics, Birla Institute of Technology and Science - Pilani, Rajasthan, India*

We propose an anisotropy quantifier of the H I 21-cm signal traditionally used to clock the astrophysics of the reionization era as a post-reionization dark energy diagnostic. We find that the anisotropy probe can be measured at SNR  $\sim 10$  in both auto-correlation and in cross-correlation with the Ly- $\alpha$  forest over a wide  $z$  and  $k$ -range. We propose to use the BAO signature on the anisotropy signal to measure  $(H(z), D_A(z))$ . Subsequently, we put constraints on a dark energy model involving a negative cosmological constant on top of a quintessence scalar field and find that such a model is consistent with futuristic observations.

*Introduction:* An understanding of the nature of dark energy [1, 2] for explaining cosmic acceleration [3–6] remains elusive even today. The generally accepted  $\Lambda$ CDM paradigm also indicates tension with data. The measured value  $H_0$  from high redshift CMBR observations [7–12] seems to consistently disagree with low redshift estimates from distance measurements using Supernova (SnIa) observations [13–17] and from the imprint of baryon acoustic oscillation (BAO) signature in galaxy clustering [18] or in the Ly- $\alpha$  forest [19, 20]. Given the immense diversity of dark energy models spanning the theoretical landscape [21], and the critical observational crisis [22–26], it is imperative to measure the expansion history over a much wider redshift range and with greater level of precision.

Intensity mapping of the post-reionization HI distribution using the redshifted 21-cm signal holds the rich possibility of probing dark energy scenarios over a wide range of redshifts  $0 \leq z \leq 6$  [27–39]. While it is theoretically promising, precise subtraction of large galactic and extra-galactic foregrounds [40–45] remains the singularly crucial hindrance towards detecting the signal. The cross-correlation of the redshifted 21cm signal from the post-reionization epoch with other tracers from the same epoch has been extensively studied as a probe of cosmological evolution and structure formation [46–55]. The 21-cm foregrounds do not appear in the cross-correlation signal, and appears only as a noise. Therefore a statistically significant detection of the 21-cm signal can only be truly ascertained when detected in a cross-correlation [56–58].

The redshifts probed by the 21-cm signal can also be probed by Ly- $\alpha$  forest, which is an established probe of the post-EoR epoch [19, 59–69]. The Ly- $\alpha$  forest consists of distinct absorption features in the spectra of distant QSOs and are tracers of the low column density HI density fluctuations along one dimensional sight lines. Observation of a large number of QSO spectra by the Baryon Oscillation Spectroscopic Survey (BOSS) [70] with high signal to noise ratio (SNR) allows the possibility of a measurement of the 3D matter power spectrum [68] at redshift  $\sim 2.5$ . The cross-correlation of the Ly- $\alpha$  forest and the redshifted 21cm signal as a powerful probe of

the post-reionization epoch [71–73] was proposed theoretically in linear theory [48, 51, 74], subsequently studied in numerical simulations [54] and is recently detected in observations [58].

The 21-cm auto power spectrum and the 21-cm Ly- $\alpha$  cross-correlation power spectrum is anisotropic as it depends on  $\mu = \cos \theta$  where,  $\theta$  is the angle between the line of sight  $\hat{n}$  and the Fourier mode vector  $\mathbf{k}$ . This anisotropy arises from (i) the redshift space distortion (Kaiser effect [75, 76]) arising due to the peculiar motion of the gas (ii) the nonlinear effect of peculiar velocity dispersion - *Finger of God effect* [77] and (iii) the Alcock-Paczynski (AP) effect arising due to departures of distance scales from their values in a fiducial cosmology from their actual values along the line of sight and in the transverse direction [78, 79]. In this paper we propose this anisotropy in the auto and cross-power spectrum to be a probe of dark energy. As a suitable diagnostic for this anisotropy we use the quantity [80]

$$r(k, z) = \frac{\langle P(\mathbf{k}, z) \rangle_{|\mu| > 0.5}}{\langle P(\mathbf{k}, z) \rangle_{|\mu| < 0.5}} - 1, \quad (1)$$

where the average  $\langle \cdot \rangle \equiv \int d\mu$  in the suitable  $\mu$  range. This anisotropy ratio quantifies the  $\mu$  dependence of the power spectrum and has values  $r \sim 1$  for highly anisotropic power spectrum and is  $r \sim 0$  when the  $\mu$  dependence is negligible. This quantifier is used traditionally to “clock” the astrophysics of the re-ionization process [80–82]. The anisotropy arises in the 21-cm signal from the cosmic-dawn due to different powers of  $\mu$  in the various terms of the 21-cm reionization power spectrum. In this paper we propose  $r(k, z)$  as a dark energy diagnostic from the post-reionization epoch where the anisotropy is now rooted in the AP effect. The AP effect shall imprint the oscillatory BAO signature [83] on  $r(k, z)$  and can thus be used to constrain  $D_A(z)$  and  $H(z)$ . The anisotropy ratio has the advantage that any improper modelling of the global signal including the neutral fraction does not affect  $r(k, z)$ . Further, the differences in the anisotropy of the Ly- $\alpha$  forest signal from the 21-cm signal in the  $(k_{\parallel}, k_{\perp})$  space implies that the anisotropy ratio shall be higher for the cross-correlation. In this work we investigate  $r(k, z)$  in the binned  $(k, z)$  space as a means

to optimally detect the BAO feature in both auto and cross signal and subsequently make error projections on various dark energy models.

*Dark Energy Models:* In this work we have considered the following dark energy scenarios governing the low redshift cosmic evolution and structure formation. Firstly we note that it is convenient to use some parametrization of these models which mimic their general behaviour. The dynamic equation of state (EoS)  $p/\rho = w(z)$  is one such commonly used parametrization. The standard  $\Lambda$ CDM model is characterized by  $w = -1$ . In a two parameter model the EoS is given by  $w(z) = w_0 + w_a f(z)$ . The most popular and widely used parametrization of this form is given by Chevallier-Linder-Polarski (CPL) [84, 85], where  $f(z) = \frac{z}{1+z}$ . This model gives a smooth variation of  $w(z) = w_0 + w_a$  as  $z \rightarrow \infty$  to  $w(z) = w_0$  as  $z \rightarrow 0$ . A large class of quintessence scalar field models can be mapped into the CPL parametrization [86].

Certain quintessence models with an AdS vacuum do not rule out the possibility of a negative cosmological constant  $\Lambda$  [87–92]. In this work we also consider such quintessence models with a non zero vacuum called CPL- $\Lambda$ CDM models. These models mimic a rolling scalar field  $\phi$  alongside a cosmological constant  $\Lambda \neq 0$  [93, 94]. In this work we assume that the Universe is governed by

such a model with the best fit model parameters ( $\Omega_{m0} = 0.289, \Omega_\Lambda = -0.781, w_0 = -1.03, w_a = -0.1$ ) obtained from [93]. We then use the BAO imprint on  $r(k, z)$  to make error projections on  $\Lambda$ CDM, CPL, and CPL- $\Lambda$ CDM models.

*The H I 21-cm and Ly- $\alpha$  auto and cross-correlation:* The astrophysical processes that characterized the EoR got over by  $z \sim 6$  [95]. Most of H I in the post-reionization era are housed in the Damped Ly- $\alpha$  (DLA) [96] systems which source the H I 21-cm signal to be seen in emission against the background CMBR. A low resolution tomographic imaging of the diffuse H I 21-cm radiation background without resolving the individual DLAs is the aim of intensity mapping experiments. The diffuse H I in a predominantly ionized IGM in the same epoch also produces distinct absorption features, in the spectra of background quasars. These Ly- $\alpha$  forest systems traces H I density fluctuations along one dimensional quasar lines of sight. On large cosmological scales the Ly- $\alpha$  forest and the redshifted 21-cm signal are, both known to be biased tracers of the underlying dark matter (DM) distribution [54, 63, 97–99]. The 3D cross-correlation power spectrum of the smoothed fluctuations of the 21-cm brightness temperature  $T$  and the transmitted QSO flux  $\mathcal{F}$  through the Ly- $\alpha$  forest as a function of  $(z, \mathbf{k})$  is given by

$$P_{ij}(k, z, \mu) = \frac{1}{\alpha_{\parallel} \alpha_{\perp}^2} \mathcal{A}_i \mathcal{A}_j [1 + \beta_i \tilde{\mu}^2] [1 + \beta_j \tilde{\mu}^2] P_m(\tilde{k}, z)$$

$$\text{where } \alpha_{\parallel} = \frac{H^f}{H^r} \quad \alpha_{\perp} = \frac{D_A^r(z)}{D_A^f(z)} \quad \tilde{\mu}^2 = \frac{\mu^2}{F^2 + \mu^2(1 - F^2)} \quad \text{and } \tilde{k} = \frac{k}{\alpha_{\perp}} \sqrt{1 + \mu^2(F^{-2} - 1)} \quad \text{with } F = \frac{\alpha_{\parallel}}{\alpha_{\perp}} \quad (2)$$

where  $i, j \in (T, \mathcal{F})$ . We note that when  $i = j = T$  we have the 21-cm auto power spectrum. Here  $P_m(k, z)$  is the dark matter power spectrum at redshift  $z$ . The amplitude of the 21-cm signal is given by [28–30]

$$\mathcal{A}_T = 4.0 \text{ mK } b_T \bar{x}_{\text{HI}} (1+z)^2 \left( \frac{\Omega_{b0} h^2}{0.02} \right) \left( \frac{0.7}{h} \right) \frac{H_0}{H(z)} \quad (3)$$

The mean neutral fraction  $\bar{x}_{\text{HI}} = 2.45 \times 10^{-2}$  [100, 101] is assumed to be a constant in the post EoR epoch. The 21-cm bias has been studied in [97, 98, 102]. We have adopted the  $(z, k)$  dependent bias  $b_T$  fit function from [102] in this work. The redshift space distortion parameter  $\beta_T(k, z)$  for the 21-cm signal is given by  $\beta_T = f/b_T$  where  $f$  is the logarithmic growth rate of matter fluctuations. The amplitude of the Ly- $\alpha$  forest transmitted flux fluctuation is adopted from the fitted flux data using BOSS [103]  $A_{\mathcal{F}} = b_0 \left[ \frac{(1+z)}{(1+z_0)} \right]^{2.9}$  with fiducial  $z_0 = 2.25$  and  $b_0 = -0.14$  [103]. The corresponding distortion factor for Ly- $\alpha$  forest is assumed to be  $\beta_{\mathcal{F}} = 1.4$ . If the fiducial cos-

mological model is different from the real Universe, additional anisotropy shall be introduced through the AP effect [104–106]. Thus, if  $(H^f, H^r)$  and  $(D_A^f, D_A^r)$  are the Hubble rate and angular diameter distance in the fiducial and real cosmology, additional AP anisotropy appears as in Eq.2 through the quantity  $F$ .

*Results and Discussion:* This work focuses on the anisotropy diagnostic defined in Eq.(1) as a probe of cosmology in the post EoR epoch. We first note that in the absence of the AP effect, any overall function of  $(k, z)$  shall not affect  $r(k, z)$  which is determined by the relative coefficients of the different powers of  $\mu$ . Thus, in this case the isotropic matter power spectrum  $P_m(k, z)$  has no imprint on  $r(k, z)$ , the latter being only sensitive to the ratio  $\beta_T(k, z) = f/b_T$ . In Fig.1(a) we consider a constant linear bias  $b_T = \text{constant} = 1$ . Here, since  $f(z)$  is  $k$ -independent,  $r(k, z)$  is also scale independent and follows the  $z$  dependence of  $f(z)$ . At large redshifts  $f(z) \sim 1$  irrespective of dark energy models as perturbations grows as  $\delta \propto a$  in the matter dominated epoch.

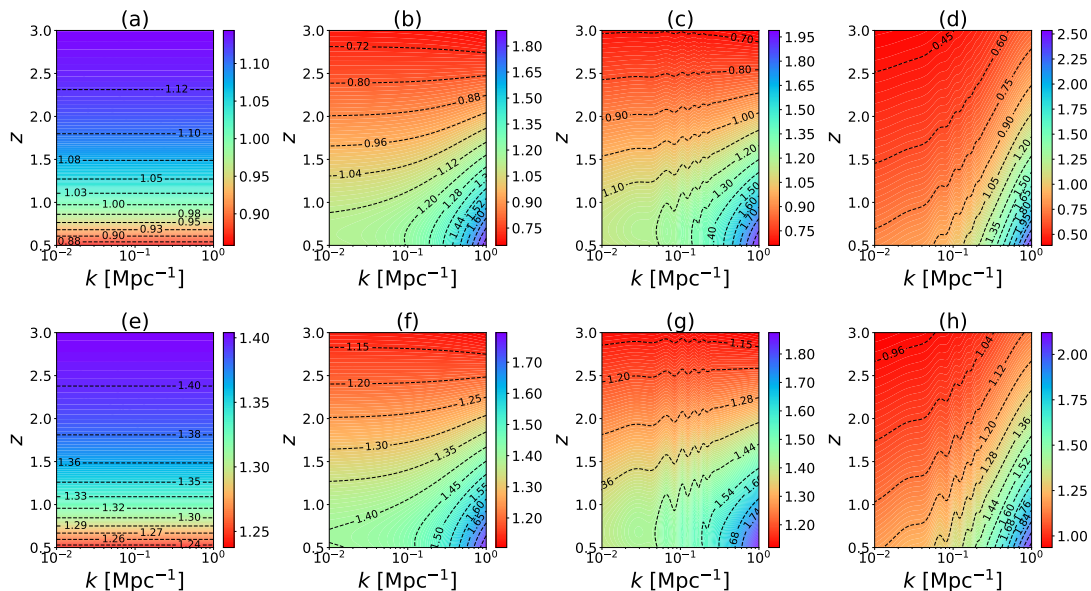


Figure 1:  $r(k, z)$  for auto-correlation (top) and cross-correlation with Lyman- $\alpha$  forest (bottom) in the  $(k, z)$  space.

Figure (a) is the case where  $b_T = \text{constant}$  (b) redshift and scale dependent  $b_T(k, z)$  included (c) the AP effect included (d) AP effect along with a  $k$ -dependent growth function. The lower panel (e)-(h) corresponding to the cross-correlation shares similar qualitative behaviour.

Thus, in Fig.1(a)  $r(z)$  is seen to saturate at large redshifts. In this case  $r(z)$  is thus a low redshift probe of  $f(z)$ .

The assumption of constant bias  $b_T$  is reasonable on large scales. However, in general  $b_T(k, z)$  increases with  $z$  monotonically and is  $k$ -dependent on small scales. We note that  $r(k, z)$  is enhanced when  $\beta_T$  is large which corresponds to small  $b_T$ . This is reflected in Fig.1(b), where  $r(k, z)$  is seen to decrease with  $z$  since  $b_T$  grows with  $z$  faster than  $f(z)$ . As a function of  $k$ , the bias function for low redshifts is known to have a dip at around  $k \sim 1 \text{ Mpc}^{-1}$  [102]. The corresponding rise of  $\beta_T$  with  $k$  is reflected in the peak in  $r(k, z)$  at these scales for  $z < 1$ . Thus, in models where  $f$  is only a function of redshift, the scale dependence of  $r$  thus gives a direct probe of the 21-cm bias without the issue of degeneracy with the overall amplitude of the power spectrum. The AP effect imprints  $P_m(k, z)$  on  $r(k, z)$  through the discrepancy in distance scales measured along the radial and transverse direction using the fiducial cosmology as compared to their real values. This introduces  $\mu$  dependence in  $P_m$  which manifests as the BAO oscillations in the  $(k, z)$  plane as contours of  $r(k, z) = \text{constant}$  as is seen in Fig.1(c). In Fig.1(d), we consider a cosmological model with a Hu-Sawicki [107]  $F(R)$  modification to gravity with  $F_{R0} = 10^{-5}$  [107, 108]. In such models, the growth rate is scale dependent and manifests in additional anisotropy on small scales at all redshifts. The lower panel in Fig.1 shows  $r(k, z)$  for the cross-correlation and demonstrates the same qualitative behaviour.

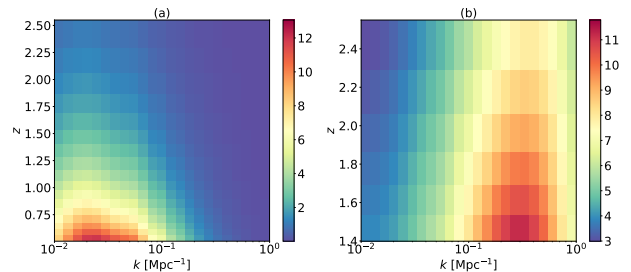


Figure 2: SNR  $(\Delta r(k, z)/r(k, z))^{-1}$  for 21 cm auto-power spectrum (left) and for 21-cm Ly- $\alpha$  cross power spectrum (right)

We adopt a visibility-visibility correlation approach in a radio-interferometric observation to make estimates for errors on the 21-cm auto power spectrum. We assume suitable averaging over visibility bins such that the covariance matrix is diagonal whereby [109]

$$\delta P_{TT}(k, \mu) = \frac{P_{TT} + N_T}{\sqrt{N_c}} \quad \text{with} \quad N_T = \frac{\lambda^2 T_{sys}^2 x^2 dx/d\nu}{A_e t_{\mathbf{k}}}$$

Here for an observing redshift  $z$ , corresponding to a frequency  $\nu$  we have  $\lambda = 0.21(1+z)\text{m}$ ,  $x$  is the comoving distance to the source,  $A_e$  is the effective area of the antenna dish,  $B$  is the bandwidth and

$$N_c = 2\pi k^2 \Delta k \Delta \mu x^2 (dx/d\nu) B \lambda^2 / A_e (2\pi)^3.$$

The system temperature  $T_{sys}$  is assumed to be dominated by sky temperature. For a total observation time  $T_0$ , we have  $t_{\mathbf{k}} = T_0 N_{ant} (N_{ant} - 1) A_e \rho / 2\lambda^2$ , where  $N_{ant}$  is the number of antennae in the array and  $\rho$  is the normalized baseline distribution function.

For the cross-correlation of 21-cm signal with the Ly- $\alpha$  forest, the error is given by

$$\delta P_{TF}^2 = \frac{1}{2N_c} [P_{TF}^2 + (P_{TT} + N_T)(P_{FF} + N_F)]$$

with,  $N_F = \frac{1}{\bar{n}} \int d\mathbf{k}_\perp P_{FF} + \frac{\sigma_F^2}{\bar{n}}$ , where  $\bar{n}$  is the quasar number density.

In order to make error projections on  $r(k, z)$ , we use the formalism in [109]. Each term in  $r(k, z)$  are integrals of  $P(k, \mu, z)$  in some  $\mu$  range. Thus  $\sigma_r(k, z)^2 / r(k, z)^2$  is a sum in quadrature of the relative errors of each of those terms, which are of the form  $\left( \int_{\mu\text{-range}} d\mu \delta P_{ij}(k, \mu)^{-2} \right)^{-1/2} \left( \int_{\mu\text{-range}} d\mu P_{ij}(k, \mu) \right)^{-1}$ .

For the radio-interferometric measurement of the 21-cm power spectrum we consider a futuristic SKA1-Mid like experiment. We consider 250 dish antennae each of diameter 15m and efficiency 0.7. The antennae are assumed to be distributed radially and falls off as  $\sim 1/r^2$  which increases the noise on small scales due to poor visibility sampling. We consider about 17 observations of bandwidth 32 MHz measurements at observing frequencies in the range 400MHz to 950MHz. We also consider  $N_{\text{bin}} = 24$  logarithmically binned  $k$  values, in the range  $0.005 \text{Mpc}^{-1} \leq k \leq 1 \text{Mpc}^{-1}$  with  $\Delta k = \alpha k$  with  $\alpha = 1/N_{\text{bin}} \ln(k_{\text{max}}/k_{\text{min}})$ . We consider a total observation time of 500hrs per pointing and with multiple pointings for a full sky survey. For cross correlation with the Ly- $\alpha$  forest we note that the quasar redshift distribution peaks in the range  $2 \leq z \leq 3$  [110]. For quasars at redshift  $\sim 3$ , excluding some redshifts to avoid quasar's proximity effect and contamination from Ly- $\beta$  forest or the intrinsic O-VI absorption, we focus on a redshift zone of  $1.75 \leq z \leq 2.5$ . We also assume that all the Ly- $\alpha$  spectra are measured at a SNR of 6 and consider a quasar number density of  $\bar{n} = 32 \text{deg}^{-2}$ . The Ly- $\alpha$  and 21-cm data are also assumed to be smoothed to the same resolution before cross-correlating them.

Figure 2 shows  $\Delta r(k, z)/r(k, z)$  in the  $(k, z)$  plane. Fig.2(a) shows that using the 21-cm auto power spectrum  $r(k, z)$  can be measured at  $> 8\sigma$  in the range  $0.005 \text{Mpc}^{-1} \leq k \leq 0.1 \text{Mpc}^{-1}$  and  $0.6 \leq z \leq 1.0$ . Fig.2(b) shows that  $r(k, z)$  for the cross-correlation signal can be measured at  $> 8\sigma$  sensitivity for  $\text{Mpc}^{-1} 0.1 \leq k \leq 1 \text{Mpc}^{-1}$ .

The BAO scale  $s(z_d)$  is the sound horizon at the drag epoch  $z_d$ . We adopt the fiducial values  $z_d = 1060.01 \pm 0.29$  and  $s(z_d) = 147.21 \pm 0.23 \text{Mpc}$  from [111] in our subsequent analysis. The dependence of  $r(k, z)$  on BAO distance scale in the transverse and radial direction ( $s_\perp, s_\parallel$ ) allows us to measure the angular diameter dis-

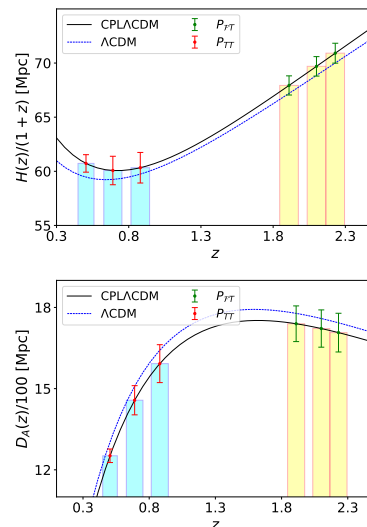


Figure 3: shows the  $H(z)$  and  $D_A(z)$  error projections

tance  $D_A$  and Hubble rate  $H(z)$ . The BAO feature in the matter power spectrum [18] is of the form  $\sim \frac{\sin \xi}{\xi}$ , where  $\xi = \sqrt{k_\parallel^2 s_\parallel^2 + k_\perp^2 s_\perp^2}$ . We choose two parameters  $q_1 = \ln s_\perp^{-1}$  and  $q_2 = \ln s_\parallel$  so that  $\delta q_1 = \delta D_A/D_A$  and  $\delta q_2 = \delta H(z)/H(z)$ . The Fisher matrix defined as

$$F_{mn} = \sum_k \frac{1}{\sigma_r(k, z)^2} \frac{\partial r(k, z)}{\partial q_m} \frac{\partial r(k, z)}{\partial q_n} \quad (4)$$

is used to obtain the  $1-\sigma$  errors on the parameters  $\delta q_m = \sqrt{F_{mm}^{-1}}$ . For this purpose we use the high SNR regions identified from Fig. 2. Figure 3 shows the  $1-\sigma$  errors on  $D_A(z)$  and  $H(z)$  for three  $z$ -bins at low redshifts obtained from the 21-cm auto correlation and three  $z$ -bins at high redshifts from the cross-correlation with Ly- $\alpha$ . We find that a dark energy model with a scalar field along with a negative cosmological constant and the  $\Lambda$ CDM can not be distinguished with these observations.

Taking flat priors for the CPL- $\Lambda$ CDM model parameters with ranges of  $H_0 \in [67, 73]$ ,  $\Omega_m \in [0.2, 0.6]$ ,  $\Omega_\Lambda \in [-7, 2]$ ,  $w_0 \in [-1.5, 1.5]$ ,  $w_a \in [-0.7, 0.7]$  we obtain the marginalized posterior distribution of the set of parameters  $(H_0, \Omega_m, \Omega_\Lambda, w_0, w_a)$  using a Monte Carlo Markov Chain (MCMC) analysis. Figure 4 shows the corresponding 2D confidence contours. The fiducial model parameters are taken from [93]. We also constrain the parameters for the CPL model with fiducial values adopted from [112]. The results are tabulated in Table (I). We find that even high redshift measurements of  $H_0$  in  $0.5 \leq z \leq 2.5$  using the proposed anisotropy diagnostic indicates that dark energy with AdS vacua is consistent with cosmological observation including the local R21 measurements of  $H_0$  [113].

We conclude, by noting that  $r(k, z)$  is a potentially

Parameters	$H_0$	$\Omega_m$	$w_0$	$w_a$	$\Omega_\phi$
Constraints					
CPL- $\Lambda$ CDM	$69.624^{+2.070}_{-1.817}$	$0.305^{+0.031}_{-0.040}$	$-1.039^{+0.103}_{-0.109}$	$-0.010^{+0.531}_{-0.488}$	$1.914^{+1.402}_{-0.632}$
CPL	$70.527^{+1.680}_{-1.944}$	$0.296^{+0.022}_{-0.022}$	$-1.052^{+0.141}_{-0.118}$	$-0.148^{+0.574}_{-0.437}$	$0.741^{+0.42}_{-0.059}$

Table I: The parameter values obtained in the MCMC analysis are tabulated along with the  $1 - \sigma$  uncertainty.

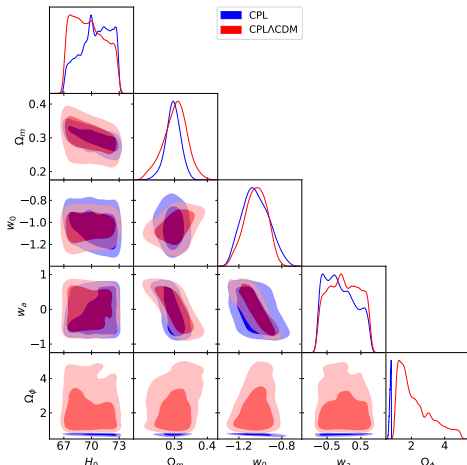


Figure 4: Marginalized posterior distribution of the set of parameters ( $H_0, \Omega_m, w_0, w_a, \Omega_\phi$ ) and the corresponding 2D confidence contours obtained from the MCMC analysis.

powerful probes of dark energy models at redshifts where galaxies and CMBR can not probe. Further, though  $r(k, z)$  has a similar appearance as the spherically averaged power spectrum, it has two distinct advantages. Firstly it is a ratio and is hence insensitive to the global signal and does not require a precise measurement of  $x_{HI}$ . Secondly we note that foreground modeling and subtraction is key to detecting the 21-cm signal [40–44, 114]. We know that for a radio field of view  $\theta_o$  one has to avoid the foreground wedge [114]  $|\mu| < \alpha/\sqrt{1 + \alpha^2}$  where  $\alpha = H(z)D_A(z)\theta_o/c$ .  $r(k, z)$  subtracts out the  $\mu$  integral for small  $\mu$ s in the numerator and is thus enhanced when the low  $\mu$  modes are eliminated. A detailed treatment of the issues of foregrounds and other systematics would require a more comprehensive work.

\* E-mail: [cb.vaswar@gmail.com](mailto:cb.vaswar@gmail.com)

† E-mail: [tapomoy1@gmail.com](mailto:tapomoy1@gmail.com)

- [1] T. Padmanabhan, *Physics Reports* **380**, 235–320 (2003).  
 [2] P. J. E. Peebles and B. Ratra, *Rev. Mod. Phys.* **75**, 559 (2003).  
 [3] S. Perlmutter, S. Gabi, G. Goldhaber, A. Goobar, D. E.

- Groom, I. M. Hook, A. G. Kim, M. Y. Kim, J. C. Lee, and R. e. a. Pain, *The Astrophysical Journal* **483**, 565–581 (1997).  
 [4] D. N. Spergel, L. Verde, H. V. Peiris, E. Komatsu, M. R.olta, C. L. Bennett, M. Halpern, G. Hinshaw, N. Jarosik, A. Kogut, and et al., *The Astrophysical Journal Supplement Series* **148**, 175–194 (2003).  
 [5] G. Hinshaw, D. N. Spergel, L. Verde, R. S. Hill, S. S. Meyer, C. Barnes, C. L. Bennett, M. Halpern, N. Jarosik, A. Kogut, and et al., *The Astrophysical Journal Supplement Series* **148**, 135–159 (2003).  
 [6] A. G. Riess, L. M. Macri, S. L. Hoffmann, D. Scolnic, S. Casertano, A. V. Filippenko, B. E. Tucker, M. J. Reid, D. O. Jones, J. M. Silverman, and et al., *The Astrophysical Journal* **826**, 56 (2016).  
 [7] L. Balkenhol and D. Dutcher *et.al* (SPT-3G Collaboration), *Phys. Rev. D* **104**, 083509 (2021).  
 [8] D. Dutcher, L. Balkenhol, P. Ade, Z. Ahmed, E. Anderes, A. Anderson, M. Archibley, J. Avva, K. Aylor, P. Barry, *et al.*, *Physical Review D* **104**, 022003 (2021).  
 [9] B. Jain and A. Taylor, *Physical Review Letters* **91**, 141302 (2003).  
 [10] D. Huterer, *Physical Review D* **65**, 063001 (2002).  
 [11] L. Amendola, M. Kunz, and D. Sapone, *Journal of Cosmology and Astroparticle Physics* **2008** (04), 013.  
 [12] N. Martinet, J. Harnois-Déraps, E. Jullo, and P. Schneider, *Astronomy & Astrophysics* **646**, A62 (2021).  
 [13] A. Sandage, G. Tammann, A. Saha, B. Reindl, F. Macchetto, and N. Panagia, *The Astrophysical Journal* **653**, 843 (2006).  
 [14] A. G. Riess, S. Casertano, W. Yuan, J. B. Bowers, L. Macri, J. C. Zinn, and D. Scolnic, *The Astrophysical Journal Letters* **908**, L6 (2021).  
 [15] R. L. Beaton, W. L. Freedman, B. F. Madore, G. Bono, E. K. Carlson, G. Clementini, M. J. Durbin, A. Garofalo, D. Hatt, I. S. Jang, *et al.*, *The Astrophysical Journal* **832**, 210 (2016).  
 [16] W. L. Freedman, B. F. Madore, T. Hoyt, I. S. Jang, R. Beaton, M. G. Lee, A. Monson, J. Neeley, and J. Rich, *The Astrophysical Journal* **891**, 57 (2020).  
 [17] J. P. Blakeslee, J. B. Jensen, C.-P. Ma, P. A. Milne, and J. E. Greene, *The Astrophysical Journal* **911**, 65 (2021).  
 [18] H.-J. Seo and D. J. Eisenstein, *The Astrophysical Journal* **665**, 14 (2007).  
 [19] A. Slosar, S. Ho, M. White, and T. Louis, *Journal of Cosmology and Astroparticle Physics* **2009** (10), 019–019.  
 [20] H. du Mas des Bourboux, J. Rich, and *et.al*, *Astrophys. J.* **901**, 153 (2020), [arXiv:2007.08995](https://arxiv.org/abs/2007.08995) [astro-ph.CO].  
 [21] E. Di Valentino, O. Mena, S. Pan, L. Visinelli, W. Yang, A. Melchiorri, D. F. Mota, A. G. Riess, and J. Silk, *Classical and Quantum Gravity* **38**, 153001 (2021).  
 [22] E. Di Valentino, L. A. Anchordoqui, Ö. Akarsu, Y. Ali-Haimoud, L. Amendola, N. Arendse, M. Asgari, M. Bal-

- lardini, S. Basilakos, E. Battistelli, *et al.*, *Astroparticle Physics* **131**, 102605 (2021).
- [23] K. C. Wong, S. H. Suyu, G. C. Chen, C. E. Rusu, M. Millon, D. Sluse, V. Bonvin, C. D. Fassnacht, S. Taubenberger, M. W. Auger, *et al.*, *Monthly Notices of the Royal Astronomical Society* **498**, 1420 (2020).
- [24] T. Abbott, M. Agüena, A. Alarcon, S. Allam, O. Alves, A. Amon, F. Andrade-Oliveira, J. Annis, S. Avila, D. Bacon, *et al.*, *Physical Review D* **105**, 023520 (2022).
- [25] L. Verde, P. Protopapas, and R. Jimenez, *Physics of the Dark Universe* **2**, 166 (2013).
- [26] B. D. Fields, *Annual Review of Nuclear and Particle Science* **61**, 47 (2011).
- [27] J. S. B. Wyithe and A. Loeb, *MNRAS* **397**, 1926 (2009).
- [28] S. Bharadwaj and S. K. Sethi, *Journal of Astrophysics and Astronomy* **22**, 293 (2001), [arXiv:astro-ph/0203269](#).
- [29] S. Bharadwaj, B. B. Nath, and S. K. Sethi, *Journal of Astrophysics and Astronomy* **22**, 21 (2001), [arXiv:astro-ph/0003200](#).
- [30] S. Wyithe and A. Loeb, *ArXiv e-prints* (2007), [arXiv:0708.3392](#).
- [31] A. Loeb and J. S. B. Wyithe, *Physical Review Letters* **100**, 161301 (2008), [arXiv:0801.1677](#).
- [32] S. Wyithe and A. Loeb, *ArXiv e-prints* (2008), [arXiv:0808.2323](#).
- [33] E. Visbal, A. Loeb, and S. Wyithe, *Journal of Cosmology and Astro-Particle Physics* **10**, 30 (2009), [arXiv:0812.0419](#).
- [34] S. Bharadwaj and S. K. Pandey, *Journal of Astrophysics and Astronomy* **24**, 23 (2003), [arXiv:astro-ph/0307303](#).
- [35] S. Bharadwaj and P. S. Srikant, *Journal of Astrophysics and Astronomy* **25**, 67 (2004), [arXiv:astro-ph/0402262](#).
- [36] K. Subramanian and T. Padmanabhan, *MNRAS* **265**, 101 (1993).
- [37] A. Kumar, T. Padmanabhan, and K. Subramanian, *MNRAS* **272**, 544 (1995).
- [38] J. S. Bagla, B. Nath, and T. Padmanabhan, *MNRAS* **289**, 671 (1997), [arXiv:astro-ph/9610267](#).
- [39] H. Padmanabhan, T. R. Choudhury, and A. Refregier, *Monthly Notices of the Royal Astronomical Society* **447**, 3745 (2015).
- [40] A. Ghosh, S. Bharadwaj, S. S. Ali, and J. N. Chengalur, *Monthly Notices of the Royal Astronomical Society* **411**, 2426–2438 (2010).
- [41] A. Ghosh, S. Bharadwaj, S. S. Ali, and J. N. Chengalur, *MNRAS* **418**, 2584 (2011), [arXiv:1108.3707 \[astro-ph.CO\]](#).
- [42] A. Liu and M. Tegmark, *Monthly Notices of the Royal Astronomical Society* **419**, 3491 (2012).
- [43] A. Liu, M. Tegmark, J. Bowman, J. Hewitt, and M. Zaldarriaga, *Monthly Notices of the Royal Astronomical Society* **398**, 401 (2009).
- [44] X. Wang, M. Tegmark, M. G. Santos, and L. Knox, *The Astrophysical Journal* **650**, 529 (2006).
- [45] T. Di Matteo, R. Perna, T. Abel, and M. J. Rees, *The Astrophysical Journal* **564**, 576 (2002).
- [46] T. G. Sarkar, K. K. Datta, and S. Bharadwaj, *Journal of Cosmology and Astroparticle Physics* **2009** (08), 019–019.
- [47] T. G. Sarkar, *Journal of Cosmology and Astroparticle Physics* **2010** (02), 002–002.
- [48] T. Guha Sarkar, S. Bharadwaj, T. R. Choudhury, and K. K. Datta, *Monthly Notices of the Royal Astronomical Society* **410**, 1130–1134 (2010).
- [49] F. Villaescusa-Navarro, M. Viel, D. Alonso, K. K. Datta, P. Bull, and M. G. Santos, *Journal of Cosmology and Astroparticle Physics* **2015** (03), 034.
- [50] V. Jelić, S. Zaroubi, N. Aghanim, M. Douspis, L. V. Koopmans, M. Langer, G. Mellema, H. Tashiro, and R. M. Thomas, *Monthly Notices of the Royal Astronomical Society* **402**, 2279 (2010).
- [51] T. G. Sarkar and K. K. Datta, *Journal of Cosmology and Astroparticle Physics* **2015** (08), 001–001.
- [52] C. B. Dash and T. Guha Sarkar, *Journal of Cosmology and Astroparticle Physics* **2021**, 016.
- [53] T. G. Sarkar, K. Datta, A. Pal, T. R. Choudhury, and S. Bharadwaj, *Journal of Astrophysics and Astronomy* **37**, 1 (2016).
- [54] I. P. Carucci, F. Villaescusa-Navarro, and M. Viel, *Journal of Cosmology and Astroparticle Physics* **2017** (04), 001–001.
- [55] C. B. Dash and T. Guha Sarkar, *Monthly Notices of the Royal Astronomical Society* **516**, 4156 (2022).
- [56] T.-C. Chang, U.-L. Pen, K. Bandura, and J. B. Peterson, *Nature*, [arXiv:1007.3709](#) **466**, 463 (2010).
- [57] M. Amiri, K. Bandura, T. Chen, M. Deng, M. Dobbs, M. Fandino, S. Foreman, M. Halpern, A. S. Hill, G. Hinshaw, *et al.*, *The Astrophysical Journal* **947**, 16 (2023).
- [58] M. Amiri, K. Bandura, A. Chakraborty, M. Dobbs, M. Fandino, S. Foreman, H. Gan, M. Halpern, A. S. Hill, G. Hinshaw, *et al.*, *The Astrophysical Journal* **963**, 23 (2024).
- [59] R. A. C. Croft, D. H. Weinberg, M. Pettini, L. Hernquist, and N. Katz, *The Astrophysical Journal* **520**, 1–23 (1999).
- [60] N. Y. Gnedin and A. J. S. Hamilton, *Monthly Notices of the Royal Astronomical Society* **334**, 107–116 (2002).
- [61] M. Viel, S. Matarrese, H. Mo, M. Haehnelt, and T. Theuns, *Monthly Notices of the Royal Astronomical Society* **329**, 848–862 (2002).
- [62] R. Mandelbaum, P. McDonald, U. Seljak, and R. Cen, *Monthly Notices of the Royal Astronomical Society* **344**, 776–788 (2003).
- [63] P. McDonald, *The Astrophysical Journal* **585**, 34–51 (2003).
- [64] F. Coppolani and P. e. Petitjean, *Monthly Notices of the Royal Astronomical Society* **370**, 1804 (2006).
- [65] S. Gallerani, T. R. Choudhury, and A. Ferrara, *Monthly Notices of the Royal Astronomical Society* **370**, 1401–1421 (2006).
- [66] P. McDonald and D. J. Eisenstein, *Physical Review D* **76**, 10.1103/physrevd.76.063009 (2007).
- [67] V. D’Odorico, M. Viel, F. Saitta, S. Cristiani, S. Bianchi, B. Boyle, S. Lopez, J. Maza, and P. Outram, *Monthly Notices of the Royal Astronomical Society* **372**, 1333–1344 (2006).
- [68] M. McQuinn and M. White, *Monthly Notices of the Royal Astronomical Society* **415**, 2257–2269 (2011).
- [69] T. Delubac, J. E. Bautista, N. G. Busca, J. Rich, D. Kirkby, S. Bailey, A. Font-Ribera, A. Slosar, K.-G. Lee, M. M. Pieri, and *et al.*, *Astronomy and Astrophysics* **574**, 10.1051/0004-6361/201423969 (2015).
- [70] <https://www.sdss3.org/surveys/boos.php>.
- [71] T. G. Sarkar and S. Bharadwaj, *Journal of Cosmology and Astroparticle Physics* **2013** (08), 023.
- [72] A. Sarkar, A. K. Pal, and T. G. Sarkar, *Journal of Cosmology and Astroparticle Physics* **2019** (12), 058–058.

- [73] A. K. Pal and T. Guha Sarkar, *Monthly Notices of the Royal Astronomical Society* **459**, 3505 (2016).
- [74] A. K. Sarkar, S. Bharadwaj, and T. Guha Sarkar, *Journal of Cosmology and Astroparticle Physics* **2018** (05), 051.
- [75] N. Kaiser, *Monthly Notices of the Royal Astronomical Society* **227**, 1 (1987).
- [76] A. Hamilton, in *The evolving universe* (Springer, 1998) pp. 185–275.
- [77] J. Jackson, *Monthly Notices of the Royal Astronomical Society* **156**, 1P (1972).
- [78] C. Alcock and B. Paczynski, *Nature (London)* **281**, 358 (1979).
- [79] M. Lopez-Corredoira, *The Astrophysical Journal* **781**, 96 (2014).
- [80] A. Fialkov, R. Barkana, and A. Cohen, *Physical Review Letters* **114**, 101303 (2015).
- [81] H. E. Ross, S. K. Giri, G. Mellema, K. L. Dixon, R. Ghara, and I. T. Iliev, *Monthly Notices of the Royal Astronomical Society* **506**, 3717 (2021).
- [82] S. Sikder, R. Barkana, A. Fialkov, and I. Reis, *Monthly Notices of the Royal Astronomical Society* **527**, 10975 (2024).
- [83] D. J. Eisenstein and W. Hu, *The Astrophysical Journal* **496**, 605 (1998).
- [84] M. Chevallier and D. Polarski, *International Journal of Modern Physics D* **10**, 213–223 (2001).
- [85] E. V. Linder, *Phys. Rev. Lett.* **90**, 091301 (2003).
- [86] R. J. Scherrer, *Physical Review D* **92**, 043001 (2015).
- [87] K. Dutta, A. Roy, Ruchika, A. A. Sen, and M. Sheikh-Jabbari, *General Relativity and Gravitation* **52**, 15 (2020).
- [88] R. Calderón, R. Gannouji, B. L’Huillier, and D. Polarski, *Physical Review D* **103**, 023526 (2021).
- [89] Ö. Akarsu, J. D. Barrow, L. A. Escamilla, and J. A. Vazquez, *Physical Review D* **101**, 063528 (2020).
- [90] L. Visinelli, S. Vagnozzi, and U. Danielsson, *Symmetry* **11**, 1035 (2019).
- [91] G. Ye and Y.-S. Piao, *Physical Review D* **101**, 083507 (2020).
- [92] W. Yin, *Physical Review D* **106**, 055014 (2022).
- [93] A. A. Sen, S. A. Adil, and S. Sen, *Monthly Notices of the Royal Astronomical Society* **518**, 1098 (2023).
- [94] C. B. Dash, T. Guha Sarkar, and A. A. Sen, *Monthly Notices of the Royal Astronomical Society* **527**, 11694 (2024).
- [95] X. Fan, V. K. Narayanan, M. A. Strauss, R. L. White, R. H. Becker, L. Pentericci, and H.-W. Rix, *The Astrophysical Journal* **123**, 1247 (2002).
- [96] A. M. Wolfe, E. Gawiser, and J. X. Prochaska, *ARAA* **43**, 861 (2005), [arXiv:astro-ph/0509481](#).
- [97] J. S. Bagla, N. Khandai, and K. K. Datta, *Monthly Notices of the Royal Astronomical Society* **407**, 567–580 (2010).
- [98] T. Guha Sarkar, S. Mitra, S. Majumdar, and T. R. Choudhury, *Monthly Notices of the Royal Astronomical Society* **421**, 3570–3578 (2012).
- [99] F. Villaescusa-Navarro, M. Viel, K. K. Datta, and T. R. Choudhury, *Journal of Cosmology and Astroparticle Physics* **2014** (09), 050.
- [100] L. J. Storrie-Lombardi, R. G. McMahon, and M. J. Irwin, *MNRAS* **283**, L79 (1996), [arXiv:astro-ph/9608147](#).
- [101] C. Peroux, R. G. McMahon, L. J. Storrie-Lombardi, and M. J. Irwin, *MNRAS* **346**, 1103 (2003), [arXiv:astro-ph/0107045](#).
- [102] D. Sarkar, S. Bharadwaj, and S. Ananthpindika, *Monthly Notices of the Royal Astronomical Society* **460**, 4310–4319 (2016).
- [103] A. Font-Ribera, P. McDonald, and A. Slosar, *Journal of Cosmology and Astroparticle Physics* **2018** (01), 003.
- [104] F. Simpson and J. A. Peacock, *Physical Review D* **81**, 043512 (2010).
- [105] L. Samushia, W. J. Percival, and A. Raccanelli, *Monthly Notices of the Royal Astronomical Society* **420**, 2102 (2012).
- [106] F. Montanari and R. Durrer, *Physical Review D* **86**, 063503 (2012).
- [107] W. Hu and I. Sawicki, *Physical Review D* **76**, 10.1103/physrevd.76.064004 (2007).
- [108] C. B. V. Dash, T. G. Sarkar, and A. K. Sarkar, Probing  $f(r)$  gravity using the post-reionization hi 21-cm signal (2020), [arXiv:2012.07373 \[astro-ph.CO\]](#).
- [109] M. McQuinn, O. Zahn, M. Zaldarriaga, L. Hernquist, and S. R. Furlanetto, *The Astrophysical Journal* **653**, 815 (2006).
- [110] D. P. Schneider, P. B. Hall, G. T. Richards, D. E. V. Berk, S. F. Anderson, X. Fan, S. Jester, C. Stoughton, M. A. Strauss, and M. SubbaRao, *The Astronomical Journal* **130**, 367 (2005).
- [111] N. Aghanim, Y. Akrami, M. Ashdown, J. Aumont, C. Baccigalupi, M. Ballardini, A. J. Banday, R. B. Barreiro, N. Bartolo, and et al., *Astronomy and Astrophysics* **641**, 6 (2020).
- [112] D. K. Hazra, S. Majumdar, S. Pal, S. Panda, and A. A. Sen, *Physical Review D* **91**, 083005 (2015).
- [113] A. G. Riess, W. Yuan, L. M. Macri, D. Scolnic, D. Brout, S. Casertano, D. O. Jones, Y. Murakami, G. S. Anand, L. Breuval, et al., *The Astrophysical journal letters* **934**, L7 (2022).
- [114] A. Liu, A. R. Parsons, and C. M. Trott, *Phys. Rev. D* **90**, 023018 (2014), [arXiv:1404.2596 \[astro-ph.CO\]](#).