

Asymptotic Properties of the Distributional Synthetic Controls

Lu Zhang, Xiaomeng Zhang, Xinyu Zhang

Abstract

As an alternative to synthetic control, the distributional Synthetic Control (DSC) proposed by Gunsilius (2023) provides estimates for quantile treatment effect and thus enabling researchers to comprehensively understand the impact of interventions in causal inference. But the asymptotic properties of DSC have not been built. In this paper, we first establish the DSC estimator's asymptotic optimality in the essence that the treatment effect estimator given by DSC achieves the lowest possible squared prediction error among all potential estimators from averaging quantiles of control units. We then establish the convergence rate of the DSC weights. A significant aspect of our research is that we find the DSC synthesis forms an optimal weighted average, particularly in situations where it is impractical to perfectly fit the treated unit's quantiles through the weighted average of the control units' quantiles. Simulation results verify our theoretical insights.

Keywords: Distributional synthetic control; Quantile functions; Asymptotic optimality.

1 Introduction

Causal inference is a pivotal undertaking in social science research, with the synthetic control (SC) method, proposed by Abadie and Gardeazabal (2003) and Abadie et al. (2010), serving as a fundamental tool for assessing the causal effects of policies and interventions in settings with observational data. However, the original method of synthetic controls predominantly focuses on point estimates of causal effects on aggregate units, neglecting the heterogeneity present in the distributional characteristics. In many cases, researchers and policy makers want to identify causal effects of policy changes on a treated unit at an aggregate level while having access to data at a finer granularity. A classic example is the evaluation of the effects of minimum wage policies. In this context, the intervention occurs at the state level, yet researchers have access to individual-level data within a state (e.g., Card and Krueger, 1994; Neumark and Wascher, 2000; Dube, 2019). These additional data enable the estimation of heterogeneous treatment effects, shedding light on the varied causal impacts of the policy change across different segments of the population within a state. Considering the distributional characteristics, in a seminal paper, Gunsilius (2023) proposes the distributional synthetic control (DSC) estimator. The idea of DSC method is to reconstruct the quantile function associated with the treated unit through a weighted average of quantile functions of the control units, and this weighted average is

employed to construct the counterfactual quantile function of the treated unit had it not received treatment. Compared to the classical SC method, DSC method possesses a notable advantage. It is capable of providing estimates for the effects at different quantiles, enabling researchers to comprehensively understand the impact of interventions. With this distributional information, researchers can estimate the quantile treatment effect (QTE), which offers certain advantages over the average treatment effect (ATE). While ATE often provides a limited perspective on the impact of a treatment, QTE can reveal more comprehensive insights. It is common for a treatment to leave the mean of the outcome distribution unchanged while affecting its dispersion or altering its shape. This granularity is particularly valuable when the treatment effects are not uniform across the population. For instance, a policy intervention might have a larger impact on lower-income individuals compared to higher-income ones. ATE would only show the overall average effect, potentially overlooking the impacts on the lower-income group. In contrast, QTE would reveal these differences by examining the effects at specific points in the distribution, such as the median or the lower and upper quartiles. Therefore, both academic research and practical applications place great importance on understanding the treatment’s impact on the entire distribution of outcomes. As stated by Tang (2020), rather than focusing on the ATE, applied economists and policymakers are increasingly interested in the distributional treatment effect or QTE. In summary, the QTE function serves as a powerful tool for summarizing the causal effect of a treatment or policy on the marginal distribution of the outcome variable of interest.

Although Gunsilius (2023) has demonstrated the notable performance of the DSC method and explored its identification, there remain other important properties that warrant further investigation. Therefore, in this paper, we provide the asymptotic properties of the DSC estimator. First, we establish the DSC estimator’s asymptotic optimality, in the sense that it achieves the lowest possible squared prediction error among all potential treatment effect estimators from averaging quantiles of control units, as the number of draws M goes to infinity. Second, we show that the DSC weight converges to a limiting weight that minimizes the averaged 2-Wasserstein distance of post-treatment periods. Additionally, we quantify the rate of this convergence. We find that an enhanced fit before and after the treatment both facilitate the convergence of the DSC weight. Moreover, a larger number of control units is linked to a slower convergence rate. We also find that the role of M in the convergence rate is mixed, contingent on the goodness of pre- and post-treatment fit. Additionally, the asymptotic property of the DSC estimator, established in this paper, does not rely on the model structure. In other words, it does not need to assume the DGP of the potential outcomes, our asymptotic property holds in a model-free setup. Thus, our work includes the factor model used in many studies as a special outcome model. In the synthetic control literature, Zhang et al. (2022) and Chen (2023) study the large sample properties of SC estimators.

The rest of the paper is organized as follows. Section 2 introduces the DSC estimator and describes the implementation of the DSC method. Section 3 establishes asymptotic properties of the DSC estimator. Section 4 discusses the assumptions required for asymptotic properties. Section 5 presents the results of Monte Carlo experiments, and Section 6 draws some conclusions.

Technical proofs are given in the Appendix of the supplementary materials.

2 DSC method proposed by Gunsilius (2023)

In order to facilitate a better understanding of the reader, we will provide a detailed introduction of DSC method below. The methodology and writing style we used in this paper are consistent with Gunsilius (2023), and the setup and notation closely resemble the classical synthetic controls approach (Abadie and Gardeazabal, 2003; Abadie et al., 2010; Abadie, 2021).

We possess data pertaining to a set of $J + 1$ units, with the first unit ($j = 1$) designated as the treated unit and the subsequent units ($j = 2, \dots, J + 1$) designated as the potential control units. The observations span T time periods, and T_0 ($T_0 < T$) represents the last time period before the treatment in unit $j = 1$. Define $\mathcal{T}_0 = \{1, \dots, T_0\}$ as the pre-intervention or pre-treatment periods and $\mathcal{T}_1 = \{T_0 + 1, \dots, T_0 + T_1\}$ as the post-intervention or post-treatment periods. All vectors are marked in bold in this paper.

Before delving into the DSC method, we will briefly introduce the classical setting in the literature of SC method. The classical setting focuses on an aggregated outcome, denoted as Y_{jt} , observed for each unit $j = 1, \dots, J + 1$ across the time periods $t = 1, \dots, T$. Potential outcomes are denoted by $Y_{jt,I}$ when unit j is treated at time t and by $Y_{jt,N}$ when no treatment is applied. The standard assumption in this setting is that the intervention has no effect on the outcome before the treatment period, ensuring $Y_{jt,N} = Y_{jt,I}$ for all units j and all pre-treatment periods $t \in \mathcal{T}_0$.

The treatment effect, $\alpha_{jt} = Y_{jt,I} - Y_{jt,N}$, for unit j at time t is defined, allowing the observable outcome to be expressed in terms of counterfactual notation as $Y_{jt} = Y_{jt,N} + \alpha_{jt}D_{jt}$, where $D_{jt} = 1$ if $j = 1$ and $t \in \mathcal{T}_1$, 0 otherwise. In the classical setting, the interest is to estimate the treatment effect α_{1t} of the treated unit for $t \in \mathcal{T}_1$, that is, $\alpha_{1t} = Y_{1t,I} - Y_{1t,N} = Y_{1t} - Y_{1t,N}$ for $t \in \mathcal{T}_1$. Thus, the crucial quantity to estimate is $Y_{1t,N}$ ($t \in \mathcal{T}_1$), representing the outcome of the treated unit had it not received the treatment in the post-treatment periods.

The distributional setting in Gunsilius (2023) is similar to the classical setting, but with the quantile function $F_{Y_{jt}}^{-1}$ of Y_{jt} as the quantity of interest. The quantile function is formally defined as

$$F^{-1}(q) := \inf_{y \in \mathbb{R}} \{F(y) \geq q\}, \quad q \in (0, 1),$$

where $F(y)$ is the corresponding cumulative distribution function.

Analogous to the classical setting, the quantiles of potential outcomes are denoted by $F_{Y_{jt,I}}^{-1}(q)$ when unit j is treated at time t and by $F_{Y_{jt,N}}^{-1}(q)$ when no treatment is applied. We define $\alpha_{1t,q} = F_{Y_{1t,I}}^{-1}(q) - F_{Y_{1t,N}}^{-1}(q)$ as the treatment effect of the treated unit for each quantile q ($q \in (0, 1)$) in the DSC setting, corresponding to α_{1t} at the classical SC setting, and $\hat{\alpha}_{1t,q}(\mathbf{w}) = F_{Y_{1t,I}}^{-1}(q) - \hat{F}_{Y_{1t,N}}^{-1}(q)$

is the estimator of $\alpha_{1t,q}$, where $\mathbf{w} = (w_2, \dots, w_{J+1})^T$ is the weight vector belong to the set

$$\mathcal{H} = \left\{ \mathbf{w} = (w_2, \dots, w_{J+1})^T \in [0, 1]^J \mid \sum_{j=2}^{J+1} w_j = 1 \right\}.$$

The purpose of DSC method is to estimate the counterfactual quantile function $F_{Y_{1t},N}^{-1}$ of the treated unit had it not received treatment. The DSC method constructs the estimation of $F_{Y_{1t},N}^{-1}$ through an optimally weighted average of the control quantile functions $F_{Y_{jt}}^{-1}, j = 2, \dots, J + 1$, that is,

$$\widehat{F}_{Y_{1t},N}^{-1}(q) = \sum_{j=2}^{J+1} w_j F_{Y_{jt}}^{-1}(q) \quad \text{for all } q \in (0, 1).$$

The question moves to how DSC method determines \mathbf{w} . This question will be addressed in the subsequent exposition. The estimator $\widehat{\mathbf{w}}$ of \mathbf{w} is a weighted average of the weights $\widehat{\mathbf{w}}_t$ over all pre-treatment periods. Thus, to derive the weight $\widehat{\mathbf{w}}$, we need to first obtain weights $\widehat{\mathbf{w}}_t$ at each time period t ($t \in \mathcal{T}_0$), where $\widehat{\mathbf{w}}_t = (\widehat{w}_{2t}, \dots, \widehat{w}_{(J+1)t})^T$. For each time period $t \in \mathcal{T}_0$, the weights $\widehat{\mathbf{w}}_t \in \mathcal{H}$ are determined to ensure that the weighted average of quantile functions for the control units closely approximates that of the treated unit. To quantify the accuracy of approximation mathematically, Gunsilius (2023) choose the 2-Wasserstein distance as it can simplify the task of determining the weights $\widehat{\mathbf{w}}_t$ into a straightforward regression problem. Following Gunsilius (2023), the 2-Wasserstein distance, denoted $W_2(P_1, P_2)$, between two probability measures P_1 and P_2 with finite second moments is defined as

$$W_2(P_1, P_2) = \left(\int_0^1 |F_1^{-1}(q) - F_2^{-1}(q)|^2 dq \right)^{1/2},$$

where F_1^{-1} and F_2^{-1} are the quantile functions corresponding to P_1 and P_2 , respectively.

Consequently, the method involves determining the weights $\widehat{\mathbf{w}}_t$ to minimize the distance between $\sum_{j=2}^{J+1} \widehat{w}_{jt} F_{Y_{jt}}^{-1}(q)$ and the target $F_{Y_{1t}}^{-1}$ in the 2-Wasserstein space. To derive the weights $\widehat{\mathbf{w}}_t \in \mathcal{H}$ in each pre-treatment period $t \in \mathcal{T}_0$, Gunsilius (2023) computes

$$\widehat{\mathbf{w}}_t = \underset{\mathbf{w}_t \in \mathcal{H}}{\operatorname{argmin}} \int_0^1 \left| \sum_{j=2}^{J+1} w_{jt} F_{Y_{jt}}^{-1}(q) - F_{Y_{1t}}^{-1}(q) \right|^2 dq. \quad (2.1)$$

The optimization (2.1) is a convex problem for the weights \mathbf{w}_t , guaranteeing a unique solution. In practice, the integral can be approximated by randomly sampling a considerable number M of draws $\{V_m\}_{m=1}^M$ from the uniform distribution on the unit interval, i.e., $V_m \sim U[0, 1]$ and solving

$$\widehat{\mathbf{w}}_t = \underset{\mathbf{w}_t \in \mathcal{H}}{\operatorname{argmin}} \frac{1}{M} \sum_{m=1}^M \left| \sum_{j=2}^{J+1} w_{jt} F_{Y_{jt}}^{-1}(V_m) - F_{Y_{1t}}^{-1}(V_m) \right|^2. \quad (2.2)$$

It is worth noting that we allow sequence $\{V_m, m = 1, \dots, M\}$ to be dependent, aligning more closely with actual data characteristics, while Gunsilius (2023) necessitates their independence. When the quantile functions $F_{Y_{jt}}^{-1}$ are known, it becomes possible to construct an artificial sample $\tilde{Y}_{jtm} = F_{Y_{jt}}^{-1}(V_m)$ indexed by m with the number of draws M , where the choice of M in the approximation is determined by the researcher. Analogously, the quantiles of potential outcomes are denoted by $\tilde{Y}_{jtm,I}$ when unit j is treated at time t and by $\tilde{Y}_{jtm,N}$ when no treatment is applied. In practice, however, the quantile functions $F_{Y_{jt}}^{-1}$ are unknown and necessitate estimated from available data. The empirical quantile functions $\hat{F}_{Y_{jtn_j}}^{-1}(q)$ of the sample $\{Y_{ijt}\}, i = 1, \dots, n_j, j = 1, \dots, J + 1$ are used as the estimator of $F_{Y_{jt}}^{-1}$, where the subscript n_j in $\hat{F}_{Y_{jtn_j}}^{-1}(q)$ denotes that it is based on n_j samples. An approach commonly employed for this estimation is through order statistics: $\hat{F}_{Y_{jtn_j}}^{-1}(q) = Y_{t,n_j(k)}$, where k is selected such that $(k - 1)/n_j < q < k/n_j$, $Y_{t,n_j(k)}$ represents the order statistics of the sample $\{Y_{ijt}\}, i = 1, \dots, n_j, j = 1, \dots, J + 1$, and subscript $n_j(k)$ represents the k -th sample of the sample $\{Y_{ijt}\}$ after sorting $\{Y_{ijt}\}$ in ascending. Correspondingly, in practice, we let $\hat{Y}_{jtm} = \hat{F}_{Y_{jtn_j}}^{-1}(V_m)$ and choose an M such that $M = Cn$, where C is a constant and $n = \min\{n_1, n_2, \dots, n_{J+1}\}$.

We define the loss function for each $t \in \mathcal{T}_0$ as $L_t(\mathbf{w}_t) = M^{-1} \sum_{m=1}^M |\sum_{j=2}^{J+1} w_{jt} \hat{Y}_{jtm} - \hat{Y}_{1tm}|^2$, and the corresponding risk function $R_t(\mathbf{w}_t) = \mathbb{E}L_t(\mathbf{w}_t)$. One can then write the expression (2.2) as a linear regression, that is,

$$\begin{aligned} \hat{\mathbf{w}}_t &= \underset{\mathbf{w}_t \in \mathcal{H}}{\operatorname{argmin}} L_t(\mathbf{w}_t) \\ &= \underset{\mathbf{w}_t \in \mathcal{H}}{\operatorname{argmin}} \frac{1}{M} \sum_{m=1}^M \left| \sum_{j=2}^{J+1} w_{jt} \hat{Y}_{jtm} - \hat{Y}_{1tm} \right|^2 \\ &= \underset{\mathbf{w}_t \in \mathcal{H}}{\operatorname{argmin}} \left\| \hat{\mathbf{Y}}_t \mathbf{w}_t - \hat{\mathbf{Y}}_{1t} \right\|_2^2, \end{aligned} \tag{2.3}$$

where $\hat{\mathbf{Y}}_t$ is the $M \times J$ -matrix with entry $\hat{Y}_{(j+1)tm}$ at position (m, j) , $\hat{\mathbf{Y}}_{1t}$ is the vector of elements \hat{Y}_{1tm} for $m = 1, \dots, M$, and $\|\cdot\|_2$ denotes the Euclidean norm on \mathbb{R}^M .

Subsequently, the DSC weight $\hat{\mathbf{w}}$ can be calculated as a weighted average of the weights $\hat{\mathbf{w}}_t$ over all pre-treatment periods, that is,

$$\hat{\mathbf{w}} = \sum_{t \in \mathcal{T}_0} \lambda_t \hat{\mathbf{w}}_t \text{ for } \lambda_t \geq 0 \text{ and } \sum_{t \in \mathcal{T}_0} \lambda_t = 1.$$

Regarding the choice of weights λ_t , viable options are provided by Arkhangelsky et al. (2021), which are also applicable in this case. At every time point $t \in \mathcal{T}_1$ within the post-treatment period, the counterfactual quantile function for the treated unit had it not received the treatment is calculated by $\hat{F}_{Y_{1t,N}}^{-1} = \sum_{j=2}^{J+1} \hat{w}_j \hat{F}_{Y_{jtn_j}}^{-1}$.

In summary, the algorithm for DSC method is shown in Algorithm 1.

Algorithm 1 Distributional Synthetic Controls.

Input: 1. data Y_{ijt} with $i = 1, \dots, n_j, j = 1, \dots, J + 1, t = 1, \dots, T$
2. weights $\{\lambda_t\}_{t \in \mathcal{T}_0}$ that satisfy $\lambda_t \geq 0$ and $\sum_{t \in \mathcal{T}_0} \lambda_t = 1$

- 1: **procedure** DSC
- 2: **for** each time period $t \in \mathcal{T}_0 \cup \mathcal{T}_1$ **do**
- 3: **for** each unit $j = 1, \dots, J + 1$ **do**
- 4: estimate the empirical quantile functions $\widehat{F}_{Y_{jtn_j}}^{-1}$
- 5: **end for**
- 6: **end for**
- 7: **for** each time period $t \in \mathcal{T}_0$ **do**
- 8: obtain the weights $\widehat{\mathbf{w}}_t$ by solving (2.1) via the regression (2.3)
- 9: **end for**
- 10: obtain the DSC weight $\widehat{\mathbf{w}} = \sum_{t \in \mathcal{T}_0} \lambda_t \widehat{\mathbf{w}}_t$ over all $t \in \mathcal{T}_0$
- 11: **for** each time period $t \in \mathcal{T}_1$ **do**
- 12: obtain the estimation of the counterfactual quantile function $\widehat{F}_{Y_{1tn_1, N}}^{-1} = \sum_{j=2}^{J+1} \widehat{w}_j \widehat{F}_{Y_{jtn_j}}^{-1}$
- 13: **end for**
- 14: **end procedure**

3 Assumptions and main results

In this section, we will list some assumptions and present our theoretical results. Our first result is the asymptotic optimality of the DSC estimator in the sense that it achieves the lowest possible averaged 2-Wasserstein distance of post-treatment periods among all possible averaging estimators over control units, when the M goes to infinity. Additionally, we establish the convergence of DSC weights to the infeasible optimal weights that minimize the averaged 2-Wasserstein distance of post-treatment periods. Unless specified otherwise, all limiting properties hold as $M \rightarrow \infty$.

To evaluate the performance of the DSC estimator, we consider the average of the 2-Wasserstein distance at each post-treatment period $t \in \mathcal{T}_1$ for some weight $\mathbf{w} \in \mathcal{H}$, defined as

$$\bar{R}_{T_1}(\mathbf{w}) = \frac{1}{T_1} \sum_{t \in \mathcal{T}_1} \int_0^1 \left(\sum_{j=2}^{J+1} w_j F_{Y_{jt}}^{-1}(q) - F_{Y_{1t, N}}^{-1}(q) \right)^2 dq.$$

Define $\xi_t = \inf_{\mathbf{w} \in \mathcal{H}} R_t(\mathbf{w}_t)$, and $\bar{\xi}_{T_1} = \inf_{\mathbf{w} \in \mathcal{H}} \bar{R}_{T_1}(\mathbf{w})$. To show the asymptotic optimality and convergence, the following assumptions are used. All explanations of these assumptions are given in the next section.

Assumption 1. $\xi_t^{-1} M^{-1/2} J^2 = o(1)$ for $t \in \mathcal{T}_0$.

Assumption 2. $\sup_{\mathbf{w}_t \in \mathcal{H}} |R_t(\mathbf{w}_t) - \bar{R}_{T_1}(\mathbf{w}_t)| = O(n^{-1/2} J^2) + o(\xi_t)$ for $t \in \mathcal{T}_0$.

Assumption 3. For any $i \in \{1, \dots, J+1\}$ and $t \in \mathcal{T}_0 \cup \mathcal{T}_1$, $\{\widehat{Y}_{itm,N}\}$ is either α -mixing with the mixing coefficient $\alpha = -r/(r-2)$ or ϕ -mixing with the mixing coefficient $\phi = -r/(2r-1)$ for $r \geq 2$.

Denote $e_{t,m,\widehat{Y}_N}^{(i)} = \widehat{Y}_{itm,N} - \widehat{Y}_{1tm,N}$ for $i \in \{2, \dots, J+1\}$, $m \in \{1, 2, \dots, M\}$ and $t \in \mathcal{T}_0 \cup \mathcal{T}_1$.

Assumption 4.

(i) There exists a constant C_1 such that $\mathbb{E}\{\widehat{Y}_{itm,N}\}^4 \leq C_1 < \infty$ for $i \in \{1, \dots, J+1\}$, $m \in \{1, 2, \dots, M\}$ and $t \in \mathcal{T}_0 \cup \mathcal{T}_1$.

(ii) There exists a constant C_2 such that $\text{var}(M^{-1/2} \sum_{m=1}^M e_{t,m,\widehat{Y}_N}^{(i)} e_{t,m,\widehat{Y}_N}^{(j)}) \geq C_2 > 0$ for M sufficiently large, and for any $i, j \in \{2, \dots, J+1\}$ and $t \in \mathcal{T}_0 \cup \mathcal{T}_1$.

Theorem 1. Given any λ , if T_0 is finite, then under Assumptions 1-4, we have

$$\frac{\bar{R}_{T_1}(\widehat{\mathbf{w}})}{\inf_{\mathbf{w} \in \mathcal{H}} \bar{R}_{T_1}(\mathbf{w})} \xrightarrow{p} 1. \quad (3.1)$$

Theorem 1 establishes the asymptotic optimality of the DSC estimator. Specifically, (3.1) shows that the DSC weight is asymptotically optimal among all possible weighting combinations in the sense that the averaged 2-Wasserstein distance of the DSC estimator are asymptotically identical to those of the infeasible but best estimator.

We define $\boldsymbol{\Sigma}_t = M^{-1} \mathbb{E}(\widehat{\mathbb{Y}}_t^\top \widehat{\mathbb{Y}}_t)$ for $t \in \mathcal{T}_0$, and use $\lambda_{\min}(\cdot)$ and $\lambda_{\max}(\cdot)$ to represent the minimum and maximum eigenvalue of a matrix.

Assumption 5. There exist constants κ_1 and κ_2 such that $0 < \kappa_1 \leq \lambda_{\min}(\boldsymbol{\Sigma}_t) \leq \lambda_{\max}(\boldsymbol{\Sigma}_t) \leq \kappa_2$ for $t \in \mathcal{T}_0$.

The optimal weight vector for a given T_1 is defined as the minimizer of the $\bar{R}_{T_1}(\mathbf{w})$, i.e.,

$$\mathbf{w}_{T_1}^{\text{opt}} = \arg \min_{\mathbf{w} \in \mathcal{H}} \bar{R}_{T_1}(\mathbf{w}). \quad (3.2)$$

Theorem 2. Given any T_1 , if $\mathbf{w}_{T_1}^{\text{opt}}$ is an interior point of \mathcal{H} and Assumptions 2 and 5 hold, then

$$\left\| \widehat{\mathbf{w}} - \mathbf{w}_{T_1}^{\text{opt}} \right\| = O_p \left(M^\nu \bar{\xi}^{1/2} + M^\nu \bar{\xi}_{T_1}^{1/2} + M^{-1/4+\nu} J \right), \quad (3.3)$$

where $\nu > 0$ is a sufficiently small constant, and $\bar{\xi} = \sum_{t \in \mathcal{T}_0} \lambda_t \xi_t$, with any given weight λ_t ($t \in \mathcal{T}_0$) satisfying $\lambda_t \geq 0$ and $\sum_{t \in \mathcal{T}_0} \lambda_t = 1$.

Theorem 2 provides a bound for the Euclidean norm of the difference between the DSC weight and the infeasible optimal weight. If we aim to make the bound on the right-hand side of equation (3.3) converge to 0, it is not only necessary for $M \rightarrow \infty$, but also for both ξ_t for $t \in \mathcal{T}_0$ and $\bar{\xi}_{T_1}$ to tend towards 0; therefore, if these requirements are satisfied, Theorem 2 will establish both the convergence of DSC weight $\widehat{\mathbf{w}}$ to the infeasible optimal weight $\mathbf{w}_{T_1}^{\text{opt}}$ and quantifies the

rate of convergence, which depends on $\bar{\xi}$, $\bar{\xi}_{T_1}$ and J as $M \rightarrow \infty$. We discuss the roles of $\bar{\xi}$, $\bar{\xi}_{T_1}$, J and M in turn. First, a faster rate of $\bar{\xi}$ and $\bar{\xi}_{T_1}$ going to zero implies quicker convergence of $\widehat{\mathbf{w}}$. Since $\bar{\xi}$ is the weighted average of ξ_t ($t \in \mathcal{T}_0$), where ξ_t serves as a measure of the fit of the quantiles of the control units to the quantile of the treated unit for each $t \in \mathcal{T}_0$, the theorem establishes a link between good pre-treatment fit and accurate weight estimation. Then, from the term $M^{-1/4+\nu}J$, we know that a larger J is linked to a slower convergence rate. Anticipated reductions in estimation accuracy are expected with an increase in the dimension of parameters, given that J corresponds to the number of weight parameters to be estimated. Finally, the role of M in the convergence rate is mixed, contingent on the goodness of pre- and post-treatment fit. If the fit is good in both regimes, the dominant term is $M^{-1/4+\nu}J$, leading to improved accuracy in estimated weights with an increase in M . However, in the case of poor fit, the net effect of increasing M may prove detrimental to weight convergence.

4 Discussion of the assumptions

Assumption 1 imposes restrictions on the relative rate of several quantities approaching infinity, i.e., ξ_t , M and J . It is crucial to highlight that this assumption implies $\xi_t \neq 0$, a crucial assumption for establishing the asymptotic optimality of the DSC weight. Intuitively, $\xi_t \neq 0$ means that for each $t \in \mathcal{T}_0$, it is impossible to achieve a perfect fit for the pre-treatment quantiles of the treated unit using a linear combination of the quantiles of the control units, and this situation is referred to as an imperfect pre-treatment fit.

Assumption 2 constrains the difference between the fits in each pre-treatment period t and the fits in the post-treatment periods. This implies that the primary distinction between the quantiles of the outcomes at each pre-treatment period t and post-treatment period is entirely attributable to the treatment effect. A similar assumption has been discussed in Hansen and Racine (2012).

In the distributional setting, the quantity we are interested in is the quantile function $F_{Y_{jt}}^{-1}$ of Y_{jt} instead of Y_{jt} . Thus, we use the factor model, which generates the potential outcome of the quantile version, as a special case to illustrate Assumption 2. That is, we assume that the potential outcomes $\widetilde{Y}_{itm,N}$ are generated from a quantile factor model. Following Chen et al. (2021), we write

$$\widetilde{Y}_{itm,N} = Q_{Y_{it,N}}[v_m | \mathbf{f}_{t,m}] = \boldsymbol{\lambda}_{i,m}^\top \mathbf{f}_{t,m},$$

where the subscript m has the same meaning as it in Section 2, and v_m is the observation of V_m , $\mathbf{f}_{t,m}$ signifies an $F_m \times 1$ vector of unobserved random common factors, $\boldsymbol{\lambda}_{i,m}$ is an $F_m \times 1$ vector of non-random factor loadings.

Since $F_{Y_{jt}}^{-1}$ are estimated using the order statistic, specifically $\widehat{F}_{Y_{jt n_j}}^{-1}(V_m) = Y_{t,n_j(k)}$, if $F_{Y_{jt}}^{-1}$ are known, we assume that $Y_{t,n_j(k)}$ corresponds to the V_{m^*} quantile. Therefore, $Y_{t,n_j(k)} = F_{Y_{jt}}^{-1}(V_{m^*}) = \widetilde{Y}_{jtm^*}$. Then, we can express \widehat{Y}_{itm} in the form of a factor model: $\widehat{Y}_{itm} = \boldsymbol{\lambda}_{i,m^*}^\top \mathbf{f}_{t,m^*}$.

Then, Assumption 2 can be derived from more general assumptions as follows. The detailed proof is provided in Appendix C of the supplementary materials.

Assumption 2.1. We treat $\{\boldsymbol{\lambda}_{i,m} \mid i \in \{1, 2, \dots, J+1\}, m \in \{1, 2, \dots, M\}\}$ as fixed and $\{\mathbf{f}_{t,m} \mid m \in \{1, 2, \dots, \dots M\}, t \in \mathcal{T}_0 \cup \mathcal{T}_1\}$ as stochastic.

Assumption 2.2.

$$T_1^{-1} \sum_{t_1 \in \mathcal{T}_1} \left(M^{-1} \sum_{m^*=1}^M \mathbf{f}_{t_1, m^*}^\top \mathbf{f}_{t_1, m^*} - M^{-1} \sum_{m^*=1}^M \mathbf{f}_{t_1, m^*}^\top \mathbf{f}_{t_1, m^*} \right) = O_p(n^{-1/2}) \text{ for } t \in \mathcal{T}_0.$$

Assumption 2.3. $\boldsymbol{\lambda}_{i,m}$ and $\boldsymbol{\lambda}_{i,m^*}$ are bounded uniformly for $i = 1, 2, \dots, J+1$ and $m \in \{1, 2, \dots, M\}$, $m^* \in \{1, 2, \dots, M\}$.

Assumption 2.4.

$$T_1^{-1} \sum_{t_1 \in \mathcal{T}_1} \left(M^{-1} \sum_{m=1}^M \mathbf{f}_{t_1, m}^\top \mathbf{f}_{t_1, m} - M^{-1} \sum_{m^*=1}^M \mathbf{f}_{t_1, m^*}^\top \mathbf{f}_{t_1, m^*} \right) = O_p(n^{-1/2}).$$

Assumption 2.1 serves the purpose of simplify the proof, and a similar assumption is also employed in Ferman and Pinto (2021) and Ferman (2021). Assumption 2.2 implies that for each $t \in \mathcal{T}_0$, the common factors may differ from the average of the common factors across all post-treatment periods. However, this discrepancy gradually diminishes as more samples are used, indicating that the variation of the common factors should not vary significantly after treatment. This assumption means that the treatment effect alone accounts for the majority of the difference between the quantiles of the outcomes at each pre-treatment period t and post-treatment period. Assumption 2.3 requires the uniform boundedness of the factor loadings, and the same assumption is also employed in Ferman (2021). Assumption 2.4 requires that there be no substantial discrepancy between the common factors $\mathbf{f}_{t_1, m}$ and \mathbf{f}_{t_1, m^*} .

Assumption 3 imposes constraints on the dependency of the potential outcomes $\widehat{Y}_{itm, N}$. Assumption 4 (i) implies that the fourth moments of all $\widehat{Y}_{itm, N}$ can be uniformly bounded. Assumption 4 (ii) concerns the difference between the quantiles of potential outcomes $Y_{jt, N}$ of the treated and control units, ensuring that these variances do not degenerate as M increases. Assumption 5 restricts the variability of the quantiles of outcomes for each pre-treatment period t of control units, setting bounds from both below and above.

5 Simulation

In this section, Monte Carlo simulations are conducted in both model-free and quantile factor model setups to verify Theorems 1 and 2. First, we examine the asymptotic optimality of the DSC estimator and subsequently verify the convergence of DSC weight.

5.1 Simulation in a model-free setup

5.1.1 Simulation design

We consider the following simulation design to validate the theoretical results in Section 3. For the time periods $t = 1, \dots, T$, and $m = 1, 2, \dots, M$, \tilde{Y}_{1tm} are drawn from $\chi^2(\mu_1)$, where $\mu_1 = 2$, and \tilde{Y}_{jtm} are drawn independently from $\mathcal{N}(\mu_j, \sigma_j^2)$ for $j = 2, \dots, J + 1$, where $\mu_j \sim U(3, 10)$ and $\sigma_j = 3$ (j is odd) or 2.5 (j is even). As mentioned above, we set $j = 1$ as the treated unit, and $j = 2, \dots, J + 1$ are the control units. We set $J \in \{20, 50\}$, $M \in \{50, 100, 200, 400\}$, the number of pre-treatment periods $T_0 = 10$ and the number of post-treatment periods $T_1 = 5$. The number of replications is $R = 1000$.

5.1.2 Simulation results

In order to investigate the asymptotic optimality of the DSC estimator, we need to know $\bar{R}_{T_1}(\mathbf{w})$. One can compute $\bar{R}_{T_1}(\mathbf{w})$ as follows:

$$\bar{R}_{T_1}(\mathbf{w}) = \frac{1}{T_1} \sum_{t \in \mathcal{T}_1} \int_0^1 \left(\sum_{j=2}^{J+1} w_{jt} F_{Y_{jt}}^{-1}(q) - F_{Y_{1t}}^{-1}(q) \right)^2 dq.$$

Since any weight λ_t ($t \in \mathcal{T}_0$) satisfying $\lambda_t \geq 0$ and $\sum_{t \in \mathcal{T}_0} \lambda_t = 1$ can be used, for the sake of simplicity, we use equal weights $\lambda_t = 1/T_0$. The weights \mathbf{w}_t in each pre-treatment period $t \in \mathcal{T}_0$ are estimated by equation (2.3) and the optimal weight vector $\mathbf{w}_{T_1}^{\text{opt}}$ for a given T_1 is obtained by $\mathbf{w}_{T_1}^{\text{opt}} = \arg \min_{\mathbf{w} \in \mathcal{H}} \bar{R}_{T_1}(\mathbf{w})$.

Figure 1 plots the ratio $\bar{R}_{T_1}(\hat{\mathbf{w}})/\inf_{\mathbf{w} \in \mathcal{H}} \bar{R}_{T_1}(\mathbf{w})$, under $J = 20$ (solid line) and $J = 50$ (dashed line), averaged over the 1000 replications, as M increases. The curves of the ratio under $J = 20$ and $J = 50$ both monotonically decrease toward 1 as M increases. This observation indicates that the averaged 2-Wasserstein distance of post-treatment periods of the DSC estimators converges to the lowest possible averaged 2-Wasserstein distance of post-treatment periods as M increases. This result aligns with the asymptotic optimality stated in Theorems 1.

To investigate the convergence of the DSC weight, Figure 2 plots vector norm of the difference between the $\hat{\mathbf{w}}$ and $\mathbf{w}_{T_1}^{\text{opt}}$ under $J = 20$ (solid line) and $J = 50$ (dashed line), averaged over the 1000 replications, as M increases. We can find that no matter $J = 20$ or 50 , $\|\hat{\mathbf{w}} - \mathbf{w}_{T_1}^{\text{opt}}\|$ is monotonically decreasing as M increases, which agrees with the convergence result in Theorem 2. At the same time, comparing the values obtained under the different J , we find that $\hat{\mathbf{w}}$ converges faster when $J = 20$ than $J = 50$, which again agrees with Theorem 2 that the convergence rate slows down when J increases.

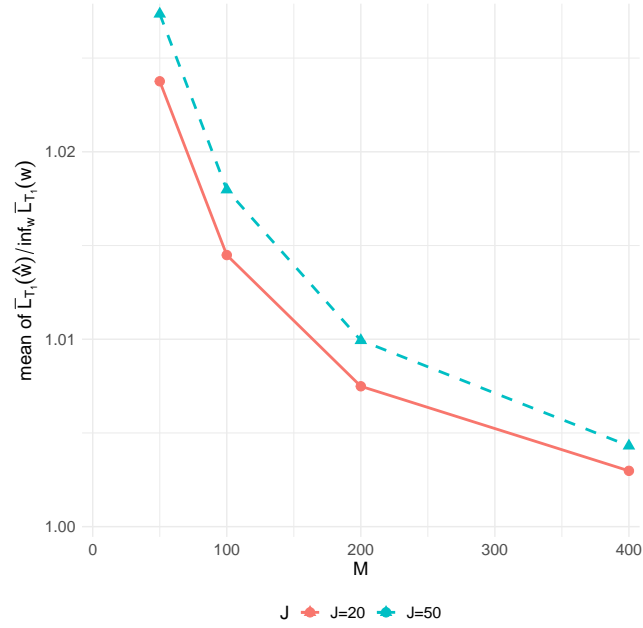


Figure 1: Average of $\bar{R}_{T_1}(\hat{\mathbf{w}})/\inf_{\mathbf{w} \in \mathcal{H}} \bar{R}_{T_1}(\mathbf{w})$ over 1000 replications

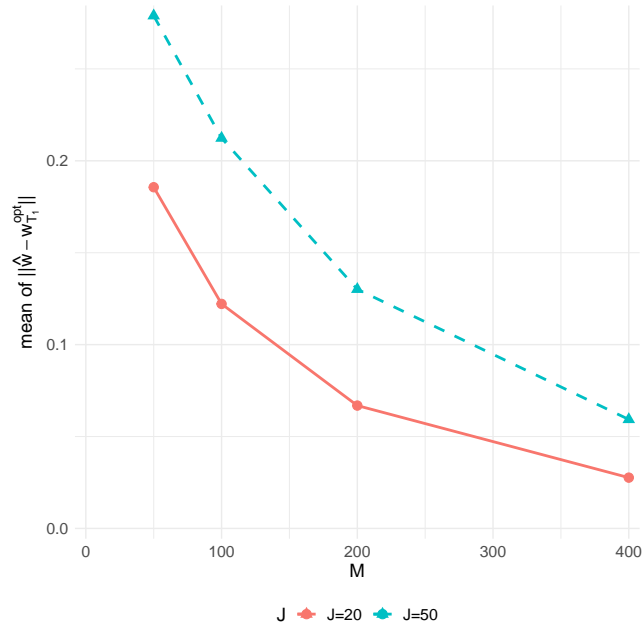


Figure 2: Average of $\|\hat{\mathbf{w}} - \mathbf{w}_{T_1}^{\text{opt}}\|$ over 1000 replications

5.2 Simulation in a quantile factor model

5.2.1 Simulation design

We generate the data from the following quantile factor structure:

$$\tilde{Y}_{itm,N} = \lambda_{1,i,m} f_{1,t,m} + \lambda_{2,i,m} f_{2,t,m},$$

where the common factors $f_{s,t,m}$, $s \in \{1, 2\}$ are drawn independently from $\mathcal{N}(\mu_t, 3^2)$ for $t = 1, \dots, T$, and $\mu_t \sim \mathcal{N}(0, 1)$, and the factor loadings $\lambda_{s,i,m}$, $s \in \{1, 2\}$ are drawn independently from $\mathcal{N}(\mu_j, \sigma_j^2)$, where $\mu_1 = 2$, $\mu_j \sim U(2, 10)$ for $j = 2, \dots, J+1$, and $\sigma_j = 2.7$ (j is odd) or 3 (j is even). Similarly, we set $j = 1$ as the treated unit, and $j = 2, \dots, J+1$ are the control units. We set $J \in \{10, 20\}$, $M \in \{100, 200, 300, 400\}$, the number of pre-treatment periods $T_0 = 10$ and the number of post-treatment periods $T_1 = 5$. The number of replications is $R = 1000$.

5.2.2 Simulation results

As in the previous setup, to investigate the asymptotic optimality and the convergence of the DSC weight, we present the results in Figure 3 and Figure 4. Figure 3 plots the ratio $\bar{R}_{T_1}(\hat{\mathbf{w}}) / \inf_{\mathbf{w} \in \mathcal{H}} \bar{R}_{T_1}(\mathbf{w})$, under $J = 10$ (solid line) and $J = 20$ (dashed line), averaged over the 1000 replications, as M increases. The curves of the ratio under $J = 10$ and $J = 20$ both monotonically decrease toward 1 as M increases. This observation indicates that the averaged 2-Wasserstein distance of post-treatment periods of the DSC estimators converges to the lowest possible averaged 2-Wasserstein distance of post-treatment periods as M increases. This result aligns with the asymptotic optimality stated in Theorems 1.

Figure 4 plots vector norm of the difference between the $\hat{\mathbf{w}}$ and $\mathbf{w}_{T_1}^{\text{opt}}$ under $J = 10$ (solid line) and $J = 20$ (dashed line), averaged over the 1000 replications, as M increases. We can find that no matter $J = 10$ or 20, $\|\hat{\mathbf{w}} - \mathbf{w}_{T_1}^{\text{opt}}\|$ is monotonically decreasing as M increases, which agrees with the convergence result in Theorem 2. At the same time, comparing the values obtained under the different J , we find that $\hat{\mathbf{w}}$ converges faster when $J = 10$ than $J = 20$, which again agrees with Theorem 2 that the convergence rate is slower when J increases.

6 Conclusion

In this paper, we investigate the asymptotic properties of the DSC estimator as $M \rightarrow \infty$. We establish the asymptotic optimality of the DSC estimator, in the sense that it achieves the lowest possible averaged 2-Wasserstein distance of post-treatment periods among all possible averaging estimators that are based on an average of quantiles of control units. Furthermore, we show that the DSC weight converges to a limiting weight that minimizes the averaged 2-Wasserstein distance of post-treatment periods. At the same time, we quantify the rate of convergence, providing a better understanding of how the pre- and post-treatment fit, the number of control units and the number of draws M influence the convergence rate.

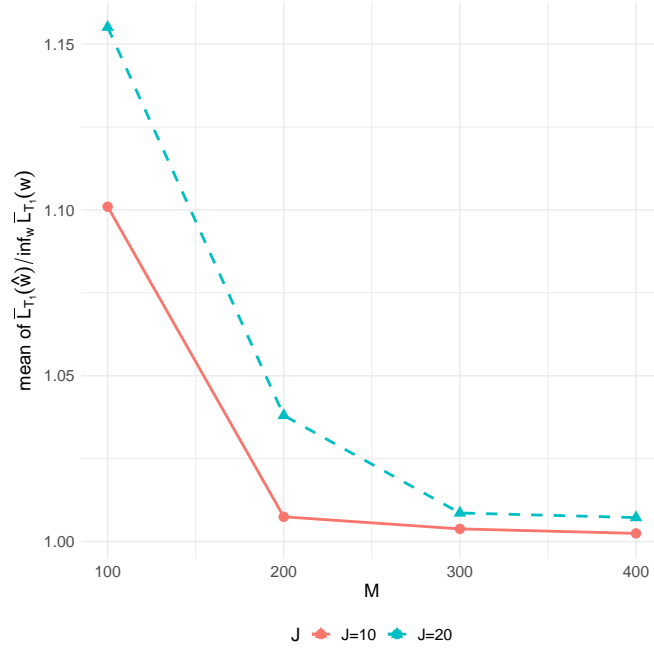


Figure 3: Average of $\bar{R}_{T_1}(\hat{\mathbf{w}})/\inf_{\mathbf{w} \in \mathcal{H}} \bar{R}_{T_1}(\mathbf{w})$ over 1000 replications

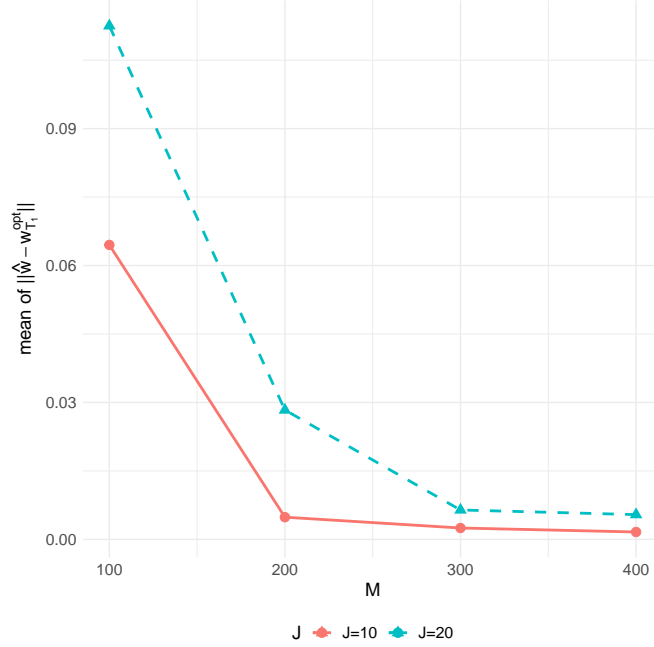


Figure 4: Average of $\|\hat{\mathbf{w}} - \mathbf{w}_{T_1}^{\text{opt}}\|$ over 1000 replications

Appendix

A Proof of Theorem 1

We prove (3.1) in Theorem 1. When T_0 is finite, we can find a $t' = \operatorname{argmax}_{t \in \mathcal{T}_0} \frac{\bar{R}_{T_1}(\hat{\mathbf{w}}_t)}{\inf_{\mathbf{w} \in \mathcal{H}} \bar{R}_{T_1}(\mathbf{w})}$ (or $t' = \operatorname{argmax}_{t \in \mathcal{T}_0} \bar{R}_{T_1}(\hat{\mathbf{w}}_t)$), then, we have $\frac{\bar{R}_{T_1}(\hat{\mathbf{w}}_{t'})}{\inf_{\mathbf{w} \in \mathcal{H}} \bar{R}_{T_1}(\mathbf{w})} = \frac{\bar{R}_{T_1}(\hat{\mathbf{w}}_{t'})}{\inf_{\mathbf{w}_{t'} \in \mathcal{H}} \bar{R}_{T_1}(\mathbf{w}_{t'})}$. To prove (3.1), it suffices

to show that

$$\frac{\bar{R}_{T_1}(\hat{\mathbf{w}}_{t'})}{\inf_{\mathbf{w}_{t'} \in \mathcal{H}} \bar{R}_{T_1}(\mathbf{w}_{t'})} \xrightarrow{p} 1. \quad (\text{A.1})$$

We decompose $L_{t'}(\mathbf{w})$ as

$$L_{t'}(\mathbf{w}_{t'}) = \bar{R}_{T_1}(\mathbf{w}_{t'}) + L_{t'}(\mathbf{w}_{t'}) - R_{t'}(\mathbf{w}_{t'}) + R_{t'}(\mathbf{w}_{t'}) - \bar{R}_{T_1}(\mathbf{w}_{t'}).$$

By Lemma 1 in Gao et al. (2019), it suffices to show that

$$\sup_{\mathbf{w}_{t'} \in \mathcal{H}} \left| \frac{L_{t'}(\mathbf{w}_{t'}) - R_{t'}(\mathbf{w}_{t'})}{R_{t'}(\mathbf{w}_{t'})} \right| = o_p(1) \quad (\text{A.2})$$

and

$$\sup_{\mathbf{w}_{t'} \in \mathcal{H}} \left| \frac{R_{t'}(\mathbf{w}_{t'}) - \bar{R}_{T_1}(\mathbf{w}_{t'})}{R_{t'}(\mathbf{w}_{t'})} \right| = o(1). \quad (\text{A.3})$$

We first verify (A.2). Note that

$$\begin{aligned} & \sup_{\mathbf{w}_{t'} \in \mathcal{H}} \left| \frac{L_{t'}(\mathbf{w}_{t'}) - R_{t'}(\mathbf{w}_{t'})}{R_{t'}(\mathbf{w}_{t'})} \right| \\ & \leq \xi_{t'}^{-1} \sup_{\mathbf{w}_{t'} \in \mathcal{H}} |L_{t'}(\mathbf{w}_{t'}) - R_{t'}(\mathbf{w}_{t'})| \\ & = \xi_{t'}^{-1} \sup_{\mathbf{w}_{t'} \in \mathcal{H}} \left| \frac{1}{M} \sum_{m=1}^M \left\{ \left(\sum_{j=2}^{J+1} w_{jt'} \hat{Y}_{jt'm} - \hat{Y}_{1t'm} \right)^2 - \mathbb{E} \left(\sum_{j=2}^{J+1} w_{jt'} \hat{Y}_{jt'm} - \hat{Y}_{1t'm} \right)^2 \right\} \right| \\ & = \xi_{t'}^{-1} \sup_{\mathbf{w}_{t'} \in \mathcal{H}} \left| \frac{1}{M} \sum_{m=1}^M \sum_{i=2}^{J+1} \sum_{j=2}^{J+1} w_{it'} w_{jt'} \left\{ \left(\hat{Y}_{it'm} - \hat{Y}_{1t'm} \right) \left(\hat{Y}_{jt'm} - \hat{Y}_{1t'm} \right) \right. \right. \\ & \quad \left. \left. - \mathbb{E} \left(\hat{Y}_{it'm} - \hat{Y}_{1t'm} \right) \left(\hat{Y}_{jt'm} - \hat{Y}_{1t'm} \right) \right\} \right| \\ & \leq \xi_{t'}^{-1} \sup_{\mathbf{w}_{t'} \in \mathcal{H}} \sum_{i=2}^{J+1} \sum_{j=2}^{J+1} |w_{it'}| |w_{jt'}| \left| \frac{1}{M} \sum_{m=1}^M \left\{ \left(\hat{Y}_{it'm} - \hat{Y}_{1t'm} \right) \left(\hat{Y}_{jt'm} - \hat{Y}_{1t'm} \right) \right. \right. \right. \\ & \quad \left. \left. - \mathbb{E} \left(\hat{Y}_{it'm} - \hat{Y}_{1t'm} \right) \left(\hat{Y}_{jt'm} - \hat{Y}_{1t'm} \right) \right\} \right| \\ & \leq \xi_{t'}^{-1} \sum_{i=2}^{J+1} \sum_{j=2}^{J+1} \left| \frac{1}{M} \sum_{m=1}^M \left\{ \left(\hat{Y}_{it'm} - \hat{Y}_{1t'm} \right) \left(\hat{Y}_{jt'm} - \hat{Y}_{1t'm} \right) \right. \right. \right. \\ & \quad \left. \left. - \mathbb{E} \left(\hat{Y}_{it'm} - \hat{Y}_{1t'm} \right) \left(\hat{Y}_{jt'm} - \hat{Y}_{1t'm} \right) \right\} \right| \\ & = \xi_{t'}^{-1} M^{-1/2} \sum_{i=2}^{J+1} \sum_{j=2}^{J+1} \Psi_{M,t'}(i, j), \quad (\text{A.4}) \end{aligned}$$

where

$$\begin{aligned}
\Psi_{M,t'}(i, j) &= \left| \frac{1}{\sqrt{M}} \sum_{m=1}^M \left\{ \left(\widehat{Y}_{it'm} - \widehat{Y}_{1t'm} \right) \left(\widehat{Y}_{jt'm} - \widehat{Y}_{1t'm} \right) \right. \right. \\
&\quad \left. \left. - \mathbb{E} \left(\widehat{Y}_{it'm} - \widehat{Y}_{1t'm} \right) \left(\widehat{Y}_{jt'm} - \widehat{Y}_{1t'm} \right) \right\} \right| \\
&= \left| \frac{1}{\sqrt{M}} \sum_{m=1}^M \left\{ e_{t',m,\widehat{Y}_N}^{(i)} e_{t',m,\widehat{Y}_N}^{(j)} - \mathbb{E} e_{t',m,\widehat{Y}_N}^{(i)} e_{t',m,\widehat{Y}_N}^{(j)} \right\} \right|.
\end{aligned}$$

From Theorem 3.49 in White (1984) and Assumption 3, $e_{t',m,\widehat{Y}_N}^{(i)} e_{t',m,\widehat{Y}_N}^{(j)}$ for $i, j \in \{2, \dots, J+1\}$ and $m \in \{1, 2, \dots, M\}$ is either an α -mixing sequence with the mixing coefficient $\alpha = -r/(r-2)$ or a ϕ -mixing sequence with the mixing coefficient $\phi = -r/(2r-1)$, $r \geq 2$. Moreover, $\text{var}(e_{t',m,\widehat{Y}_N}^{(i)} e_{t',m,\widehat{Y}_N}^{(j)})$ can be uniformly bounded, as a result of Assumption 4 (i). Using Theorem 5.20 in White (1984), such properties of $e_{t',m,\widehat{Y}_N}^{(i)} e_{t',m,\widehat{Y}_N}^{(j)}$ together with Assumption 4 (ii) imply that

$$\sum_{i=2}^{J+1} \sum_{j=2}^{J+1} \Psi_{M,t'}(i, j) = O_p(J^2). \tag{A.5}$$

Combining (A.4), (A.5) and Assumption 1, we can obtain (A.2).

Then, we show that (A.3) holds. From Assumption 2, we have that

$$\begin{aligned}
&\sup_{\mathbf{w}_{t'} \in \mathcal{H}} \left| \frac{R_{t'}(\mathbf{w}_{t'}) - \bar{R}_{T_1}(\mathbf{w}_{t'})}{R_{t'}(\mathbf{w}_{t'})} \right| \\
&\leq \xi_{t'}^{-1} \sup_{\mathbf{w}_{t'} \in \mathcal{H}} |R_{t'}(\mathbf{w}_{t'}) - \bar{R}_{T_1}(\mathbf{w}_{t'})| \\
&= \xi_{t'}^{-1} \left(O(n^{-1/2} J^2) + o(\xi_{t'}) \right) \\
&= O\left(\xi_{t'}^{-1} M^{-1/2} J^2 \right) + o(1).
\end{aligned}$$

This equation, combined with Assumption 1, leads to (A.3). This completes the proof of Theorem 1.

B Proof of Theorem 2

Since $\widehat{\mathbf{w}} = \sum_{t \leq T_0} \lambda_t \widehat{\mathbf{w}}_t$ for $\lambda_t \geq 0$ and $\sum_{t \leq T_0} \lambda_t = 1$, to prove Theorem 2, it suffices to show that, for each $t \in \mathcal{T}_0$,

$$\left\| \widehat{\mathbf{w}}_t - \mathbf{w}_{T_1}^{opt} \right\| = O_p \left(M^\nu \xi_t^{1/2} + M^\nu \xi_{T_1}^{1/2} + M^{-1/4+\nu} J \right). \tag{B.1}$$

Denote $\tau_t = M^\nu \xi_t^{1/2} + M^\nu \xi_{T_1}^{1/2} + M^{-1/4+\nu} J$, and let $\mathbf{u} = (u_2, \dots, u_{J+1})^\top$. According to Fan and Peng (2004) and Lu and Su (2015), to prove (B.1), it suffices to show that, for any $\varepsilon > 0$, there exists a constant C_ε , such that

$$\Pr \left\{ \inf_{\|\mathbf{u}\|=C_\varepsilon, (\mathbf{w}_{T_1}^{\text{opt}} + \tau_t \mathbf{u}) \in \mathcal{H}} L_t(\mathbf{w}_{T_1}^{\text{opt}} + \tau_t \mathbf{u}) \geq L_t(\mathbf{w}_{T_1}^{\text{opt}}) \right\} > 1 - \varepsilon, \quad (\text{B.2})$$

under a given T_1 and any sufficient large M . Formula (B.2) implies that there exists a weight vector \mathbf{w}_t^* in the bounded closed domain set $\{\mathbf{w}_{T_1}^{\text{opt}} + \tau_t \mathbf{u} \mid (\mathbf{w}_{T_1}^{\text{opt}} + \tau_t \mathbf{u}) \in \mathcal{H}, \|\mathbf{u}\| \leq C_\varepsilon\}$, such that it (locally) minimizes $L_t(\mathbf{w})$ and $\|\mathbf{w}_t^* - \mathbf{w}_{T_1}^{\text{opt}}\| = O_p(\tau_t)$. From the convexity of $L_t(\mathbf{w})$ and \mathcal{H} , \mathbf{w}_t^* is also the unique global minimizer, i.e., $\mathbf{w}_t^* = \widehat{\mathbf{w}}_t$.

Define $D_t(\mathbf{u}) = L_t(\mathbf{w}_{T_1}^{\text{opt}} + \tau_t \mathbf{u}) - L_t(\mathbf{w}_{T_1}^{\text{opt}})$. Then, we can decompose $D_t(\mathbf{u})$ as

$$\begin{aligned} D_t(\mathbf{u}) &= \frac{1}{M} \left\| \widehat{\mathbb{Y}}_t (\mathbf{w}_{T_1}^{\text{opt}} + \tau_t \mathbf{u}) - \widehat{\mathbf{Y}}_{1t} \right\|^2 - \frac{1}{M} \left\| \widehat{\mathbb{Y}}_t \mathbf{w}_{T_1}^{\text{opt}} - \widehat{\mathbf{Y}}_{1t} \right\|^2 \\ &= \frac{2\tau_t}{M} \left(\widehat{\mathbb{Y}}_t \mathbf{w}_{T_1}^{\text{opt}} - \widehat{\mathbf{Y}}_{1t} \right)^\top \widehat{\mathbb{Y}}_t \mathbf{u} + \frac{\tau_t^2}{M} \left\| \widehat{\mathbb{Y}}_t \mathbf{u} \right\|^2 \\ &\equiv \Delta_{t,1} + \Delta_{t,2}, \end{aligned}$$

where $\Delta_{t,1} = 2\tau_t M^{-1} (\widehat{\mathbb{Y}}_t \mathbf{w}_{T_1}^{\text{opt}} - \widehat{\mathbf{Y}}_{1t})^\top \widehat{\mathbb{Y}}_t \mathbf{u}$ and $\Delta_{t,2} = \tau_t^2 M^{-1} \|\widehat{\mathbb{Y}}_t \mathbf{u}\|^2$. We show that $\Delta_{t,2}$ is the dominant term of $D_t(\mathbf{u})$ as follows.

First, we consider $\Delta_{t,2}$. From Assumption 5, we have that, with probability approaching 1,

$$\kappa_1 \leq \lambda_{\min} \left(\frac{1}{M} \widehat{\mathbb{Y}}_t^\top \widehat{\mathbb{Y}}_t \right) \leq \lambda_{\max} \left(\frac{1}{M} \widehat{\mathbb{Y}}_t^\top \widehat{\mathbb{Y}}_t \right) \leq \kappa_2. \quad (\text{B.3})$$

This further implies that, with probability approaching 1,

$$\Delta_{t,2} \geq \frac{\tau_t^2}{M} \lambda_{\min} \left(\widehat{\mathbb{Y}}_t^\top \widehat{\mathbb{Y}}_t \right) \|\mathbf{u}\|^2 \geq \kappa_1 \tau_t^2 \|\mathbf{u}\|^2. \quad (\text{B.4})$$

Next, we consider $\Delta_{t,1}$. From Assumption 2, we have that

$$\sup_{\mathbf{w}_t \in \mathcal{H}} |R_t(\mathbf{w}_t) - \bar{R}_{T_1}(\mathbf{w}_t)| = O(M^{-1/2} J^2) + o(\xi_t). \quad (\text{B.5})$$

Equation (B.5) holds for $\mathbf{w}_{T_1}^{\text{opt}}$, and note that $\bar{R}_{T_1}(\mathbf{w}_{T_1}^{\text{opt}}) = \bar{\xi}_{T_1}$. Thus, we have that

$$R_t(\mathbf{w}_{T_1}^{\text{opt}}) - \bar{\xi}_{T_1} = O(M^{-1/2} J^2) + o(\xi_t). \quad (\text{B.6})$$

Since $\mathbb{E} \|\widehat{\mathbb{Y}}_t \mathbf{w}_{T_1}^{\text{opt}} - \widehat{\mathbf{Y}}_{1t}\|^2 = M R_t(\mathbf{w}_{T_1}^{\text{opt}})$, using (B.6), we have that

$$\left\| \widehat{\mathbb{Y}}_t \mathbf{w}_{T_1}^{\text{opt}} - \widehat{\mathbf{Y}}_{1t} \right\| = O_p(M^{1/2} \bar{\xi}_{T_1}^{1/2}) + O_p(M^{1/4} J) + o_p(M^{1/2} \xi_t^{1/2}). \quad (\text{B.7})$$

Thus, we can obtain that

$$\begin{aligned}
|\Delta_{t,1}| &\leq \frac{2\tau_t}{M} \left\| \widehat{\mathbf{Y}}_t \mathbf{w}_{T_1}^{\text{opt}} - \widehat{\mathbf{Y}}_{1t} \right\| \left\| \widehat{\mathbf{Y}}_t \mathbf{u} \right\| \\
&\leq \frac{2\tau_t}{M} \left\| \widehat{\mathbf{Y}}_t \mathbf{w}_{T_1}^{\text{opt}} - \widehat{\mathbf{Y}}_{1t} \right\| \sqrt{\lambda_{\max}(\widehat{\mathbf{Y}}_t^\top \widehat{\mathbf{Y}}_t)} \|\mathbf{u}\| \\
&= O_p(\tau_t \xi_{T_1}^{-1/2}) \|\mathbf{u}\| + O_p(\tau_t M^{-1/4} J) \|\mathbf{u}\| + o_p(\tau_t \xi_t^{1/2}) \|\mathbf{u}\|,
\end{aligned}$$

where the last equality is due to (B.7). This equation together with (B.4) shows that $\Delta_{t,2}$ asymptotically dominates $\Delta_{t,1}$. Therefore, $D_t(\mathbf{u}) \geq 0$ in probability for any \mathbf{u} that satisfies $\|\mathbf{u}\| = C_\varepsilon$ and $(\mathbf{w}_{T_1}^{\text{opt}} + \tau_t \mathbf{u}) \in \mathcal{H}$. This completes the proof of (B.2), and thus Theorem 2 holds.

C Proof of Assumption 2 under Assumptions 2.1-2.2

Let $\mathbf{e}_{\lambda,m}^{(i)} = \lambda_{1,m} - \lambda_{i,m}$ and $\mathbf{e}_{\lambda,m^*}^{(i)} = \lambda_{1,m^*} - \lambda_{i,m^*}$ for $i \in \{1, \dots, J+1\}$, $m \in \{1, 2, \dots, M\}$ and $m^* \in \{1, 2, \dots, M\}$. For proving Assumption 2, we define

$$L_{T_1}^0(\mathbf{w}) = \frac{1}{T_1} \sum_{t \in \mathcal{T}_1} \frac{1}{M} \sum_{m=1}^M \left(\sum_{j=2}^{J+1} w_j \widetilde{Y}_{jtm,N} - \widetilde{Y}_{1tm,N} \right)^2,$$

which can be seen as an approximate version of $\bar{R}_{T_1}(\mathbf{w})$, and the corresponding risk function is defined as $R_{T_1}^0(\mathbf{w}) = \mathbb{E}L_{T_1}^0(\mathbf{w})$, and define

$$R_{T_1}^*(\mathbf{w}) = \frac{1}{T_1} \sum_{t \in \mathcal{T}_1} \frac{1}{M} \sum_{m=1}^M \mathbb{E} \left(\sum_{j=2}^{J+1} w_j \widehat{Y}_{jtm,N} - \widehat{Y}_{1tm,N} \right)^2.$$

Then, under the Assumption 2.1, we have that, for each $t \in \mathcal{T}_0$,

$$\begin{aligned}
&\sup_{\mathbf{w}_t \in \mathcal{H}} |R_t(\mathbf{w}_t) - \bar{R}_{T_1}(\mathbf{w}_t)| \\
&\leq \sup_{\mathbf{w}_t \in \mathcal{H}} |R_t(\mathbf{w}_t) - R_{T_1}^*(\mathbf{w}_t)| + \sup_{\mathbf{w}_t \in \mathcal{H}} |R_{T_1}^*(\mathbf{w}_t) - R_{T_1}^0(\mathbf{w}_t)| + \sup_{\mathbf{w}_t \in \mathcal{H}} |R_{T_1}^0(\mathbf{w}_t) - \bar{R}_{T_1}(\mathbf{w}_t)| \\
&= \sup_{\mathbf{w}_t \in \mathcal{H}} \left| \frac{1}{M} \sum_{m=1}^M \mathbb{E} \left(\sum_{j=2}^{J+1} w_{jt} \widehat{Y}_{jtm} - \widehat{Y}_{1tm} \right)^2 - \frac{1}{T_1} \sum_{t_1 \in \mathcal{T}_1} \frac{1}{M} \sum_{m=1}^M \mathbb{E} \left(\sum_{j=2}^{J+1} w_{jt} \widehat{Y}_{jt_1 m} - \widehat{Y}_{1t_1 m} \right)^2 \right| \\
&\quad + \sup_{\mathbf{w}_t \in \mathcal{H}} \left| \frac{1}{T_1} \sum_{t_1 \in \mathcal{T}_1} \frac{1}{M} \sum_{m=1}^M \mathbb{E} \left(\sum_{j=2}^{J+1} w_{jt} \widehat{Y}_{jt_1 m} - \widehat{Y}_{1t_1 m} \right)^2 \right. \\
&\quad \left. - \frac{1}{T_1} \sum_{t_1 \in \mathcal{T}_1} \frac{1}{M} \sum_{m=1}^M \mathbb{E} \left(\sum_{j=2}^{J+1} w_{jt} \widetilde{Y}_{jt_1 m} - \widetilde{Y}_{1t_1 m} \right)^2 \right| \\
&\quad + \sup_{\mathbf{w}_t \in \mathcal{H}} |R_{T_1}^0(\mathbf{w}_t) - \bar{R}_{T_1}(\mathbf{w}_t)|
\end{aligned}$$

$$\begin{aligned}
&= \sup_{\mathbf{w}_t \in \mathcal{H}} \left| \frac{1}{M} \sum_{m^*=1}^M \mathbb{E} \left(\sum_{j=2}^{J+1} w_{jt} \mathbf{f}_{t,m^*}^\top \mathbf{e}_{\lambda,m^*}^{(j)} \right)^2 - \frac{1}{T_1} \sum_{t \in \mathcal{T}_1} \frac{1}{M} \sum_{m^*=1}^M \mathbb{E} \left(\sum_{j=2}^{J+1} w_{jt} \mathbf{f}_{t_1,m^*}^\top \mathbf{e}_{\lambda,m^*}^{(j)} \right)^2 \right| \\
&+ \sup_{\mathbf{w}_t \in \mathcal{H}} \left| \frac{1}{T_1} \sum_{t \in \mathcal{T}_1} \frac{1}{M} \sum_{m^*=1}^M \mathbb{E} \left(\sum_{j=2}^{J+1} w_{jt} \mathbf{f}_{t_1,m^*}^\top \mathbf{e}_{\lambda,m^*}^{(j)} \right)^2 \right. \\
&\quad \left. - \frac{1}{T_1} \sum_{t \in \mathcal{T}_1} \frac{1}{M} \sum_{m=1}^M \mathbb{E} \left(\sum_{j=2}^{J+1} w_{jt} \mathbf{f}_{t_1,m}^\top \mathbf{e}_{\lambda,m}^{(j)} \right)^2 \right| \\
&+ \sup_{\mathbf{w}_t \in \mathcal{H}} |R_{T_1}^0(\mathbf{w}_t) - \bar{R}_{T_1}(\mathbf{w}_t)| \\
&\equiv \mathbb{I}_1 + \mathbb{I}_2 + \mathbb{I}_3. \tag{C.1}
\end{aligned}$$

First, we consider \mathbb{I}_1 . From Assumptions 2.2, for each $t \in \mathcal{T}_0$, we have

$$\frac{1}{T_1} \sum_{t_1 \in \mathcal{T}_1} \left(\frac{1}{M} \sum_{m^*=1}^M \mathbf{f}_{t,m^*}^\top \mathbf{f}_{t,m^*} - \frac{1}{M} \sum_{m^*=1}^M \mathbf{f}_{t_1,m^*}^\top \mathbf{f}_{t_1,m^*} \right) = O_p(n^{-1/2}),$$

and the components of λ_{i,m^*} are bounded; hence,

$$\begin{aligned}
\mathbb{I}_1 &= \sup_{\mathbf{w}_t \in \mathcal{H}} \left| \sum_{i=2}^{J+1} \sum_{j=2}^{J+1} w_{it} w_{jt} \left\{ \frac{1}{M} \sum_{m^*=1}^M \mathbb{E} \left[\mathbb{E} \left(\mathbf{f}_{t,m^*}^\top \mathbf{e}_{\lambda,m^*}^{(i)} \mathbf{e}_{\lambda,m^*}^{(j)\top} \mathbf{f}_{t,m^*} \mid \mathbf{f}_{t,m^*} \right) \right] \right. \right. \\
&\quad \left. \left. - \frac{1}{T_1} \sum_{t_1 \in \mathcal{T}_1} \frac{1}{M} \sum_{m^*=1}^M \mathbb{E} \left[\mathbb{E} \left(\mathbf{f}_{t_1,m^*}^\top \mathbf{e}_{\lambda,m^*}^{(i)} \mathbf{e}_{\lambda,m^*}^{(j)\top} \mathbf{f}_{t_1,m^*} \mid \mathbf{f}_{t_1,m^*} \right) \right] \right\} \right| \\
&\leq \sup_{\mathbf{w}_t \in \mathcal{H}} \sum_{i=2}^{J+1} \sum_{j=2}^{J+1} |w_{it}| |w_{jt}| \left| \frac{1}{M} \sum_{m^*=1}^M \mathbb{E} \left(\mathbf{f}_{t,m^*}^\top \mathbf{e}_{\lambda,m^*}^{(i)} \mathbf{e}_{\lambda,m^*}^{(j)\top} \mathbf{f}_{t,m^*} \right) \right. \\
&\quad \left. - \frac{1}{T_1} \sum_{t_1 \in \mathcal{T}_1} \frac{1}{M} \sum_{m^*=1}^M \mathbb{E} \left(\mathbf{f}_{t_1,m^*}^\top \mathbf{e}_{\lambda,m^*}^{(i)} \mathbf{e}_{\lambda,m^*}^{(j)\top} \mathbf{f}_{t_1,m^*} \right) \right| \\
&\leq \sum_{i=2}^{J+1} \sum_{j=2}^{J+1} \left| \frac{1}{M} \sum_{m^*=1}^M \mathbb{E} \left(\mathbf{f}_{t,m^*}^\top \mathbf{e}_{\lambda,m^*}^{(i)} \mathbf{e}_{\lambda,m^*}^{(j)\top} \mathbf{f}_{t,m^*} \right) \right. \\
&\quad \left. - \frac{1}{T_1} \sum_{t_1 \in \mathcal{T}_1} \frac{1}{M} \sum_{m^*=1}^M \mathbb{E} \left(\mathbf{f}_{t_1,m^*}^\top \mathbf{e}_{\lambda,m^*}^{(i)} \mathbf{e}_{\lambda,m^*}^{(j)\top} \mathbf{f}_{t_1,m^*} \right) \right| \\
&= \sum_{i=2}^{J+1} \sum_{j=2}^{J+1} \left| \mathbb{E} \left\{ \text{tr} \left(\frac{1}{M} \sum_{m^*=1}^M \mathbf{e}_{\lambda,m^*}^{(i)} \mathbf{e}_{\lambda,m^*}^{(j)\top} \mathbf{f}_{t,m^*} \mathbf{f}_{t,m^*}^\top \right) \right. \right. \\
&\quad \left. \left. - \text{tr} \left(\frac{1}{T_1} \sum_{t_1 \in \mathcal{T}_1} \frac{1}{M} \sum_{m^*=1}^M \mathbf{e}_{\lambda,m^*}^{(i)} \mathbf{e}_{\lambda,m^*}^{(j)\top} \mathbf{f}_{t_1,m^*} \mathbf{f}_{t_1,m^*}^\top \right) \right\} \right|
\end{aligned}$$

$$\begin{aligned}
&= \sum_{i=2}^{J+1} \sum_{j=2}^{J+1} \left| \mathbb{E} \left\{ \text{tr} \left\{ \frac{1}{M} \sum_{m^*=1}^M \left(\mathbf{f}_{t,m^*} \mathbf{f}_{t,m^*}^\top - \frac{1}{T_1} \sum_{t_1 \in \mathcal{T}_1} \mathbf{f}_{t_1,m^*} \mathbf{f}_{t_1,m^*}^\top \right) \mathbf{e}_{\lambda,m^*}^{(i)} \mathbf{e}_{\lambda,m^*}^{(j)\top} \right\} \right\} \right| \\
&= O\left(n^{-1/2} J^2\right). \tag{C.2}
\end{aligned}$$

Here, the last equality is satisfied due to the fixed F_m . We then examine \mathbb{I}_2 . From Assumption 2.3 and 2.4, we have that

$$\begin{aligned}
\mathbb{I}_2 &= \sup_{\mathbf{w}_t \in \mathcal{H}} \left| \sum_{i=2}^{J+1} \sum_{j=2}^{J+1} w_{it} w_{jt} \left\{ \frac{1}{T_1} \sum_{t_1 \in \mathcal{T}_1} \frac{1}{M} \sum_{m^*=1}^M \mathbb{E} \left[\mathbb{E} \left(\mathbf{f}_{t,m^*}^\top \mathbf{e}_{\lambda,m^*}^{(i)} \mathbf{e}_{\lambda,m^*}^{(j)\top} \mathbf{f}_{t,m^*} \mid \mathbf{f}_{t,m^*} \right) \right] \right. \right. \\
&\quad \left. \left. - \frac{1}{T_1} \sum_{t_1 \in \mathcal{T}_1} \frac{1}{M} \sum_{m=1}^M \mathbb{E} \left[\mathbb{E} \left(\mathbf{f}_{t_1,m}^\top \mathbf{e}_{\lambda,m}^{(i)} \mathbf{e}_{\lambda,m}^{(j)\top} \mathbf{f}_{t_1,m} \mid \mathbf{f}_{t_1,m} \right) \right] \right\} \right| \\
&\leq \sup_{\mathbf{w}_t \in \mathcal{H}} \frac{1}{T_1} \sum_{t_1 \in \mathcal{T}_1} \sum_{i=2}^{J+1} \sum_{j=2}^{J+1} |w_{it}| |w_{jt}| \left| \frac{1}{M} \sum_{m^*=1}^M \mathbb{E} \left(\mathbf{f}_{t,m^*}^\top \mathbf{e}_{\lambda,m^*}^{(i)} \mathbf{e}_{\lambda,m^*}^{(j)\top} \mathbf{f}_{t,m^*} \right) \right. \\
&\quad \left. - \frac{1}{M} \sum_{m=1}^M \mathbb{E} \left(\mathbf{f}_{t_1,m}^\top \mathbf{e}_{\lambda,m}^{(i)} \mathbf{e}_{\lambda,m}^{(j)\top} \mathbf{f}_{t_1,m} \right) \right| \\
&\leq \frac{1}{T_1} \sum_{t_1 \in \mathcal{T}_1} \sum_{i=2}^{J+1} \sum_{j=2}^{J+1} \left| \frac{1}{M} \sum_{m^*=1}^M \mathbb{E} \left(\mathbf{f}_{t,m^*}^\top \mathbf{e}_{\lambda,m^*}^{(i)} \mathbf{e}_{\lambda,m^*}^{(j)\top} \mathbf{f}_{t,m^*} \right) - \frac{1}{M} \sum_{m=1}^M \mathbb{E} \left(\mathbf{f}_{t_1,m}^\top \mathbf{e}_{\lambda,m}^{(i)} \mathbf{e}_{\lambda,m}^{(j)\top} \mathbf{f}_{t_1,m} \right) \right| \\
&= \frac{1}{T_1} \sum_{t_1 \in \mathcal{T}_1} \sum_{i=2}^{J+1} \sum_{j=2}^{J+1} \left| \mathbb{E} \left\{ \text{tr} \left(\frac{1}{M} \sum_{m^*=1}^M \mathbf{e}_{\lambda,m^*}^{(i)} \mathbf{e}_{\lambda,m^*}^{(j)\top} \mathbf{f}_{t,m^*} \mathbf{f}_{t,m^*}^\top \right) \right. \right. \\
&\quad \left. \left. - \text{tr} \left(\frac{1}{T_1} \sum_{t_1 \in \mathcal{T}_1} \frac{1}{M} \sum_{m=1}^M \mathbf{e}_{\lambda,m}^{(i)} \mathbf{e}_{\lambda,m}^{(j)\top} \mathbf{f}_{t_1,m} \mathbf{f}_{t_1,m}^\top \right) \right\} \right| \\
&= \frac{1}{T_1} \sum_{t_1 \in \mathcal{T}_1} \sum_{i=2}^{J+1} \sum_{j=2}^{J+1} \left| \mathbb{E} \left\{ \text{tr} \left(\frac{1}{T_1} \sum_{t_1 \in \mathcal{T}_1} C_0 \left(\frac{1}{M} \sum_{m^*=1}^M \mathbf{f}_{t,m^*} \mathbf{f}_{t,m^*}^\top - \frac{1}{M} \sum_{m=1}^M \mathbf{f}_{t_1,m} \mathbf{f}_{t_1,m}^\top \right) \right) \right\} \right| \\
&= O\left(n^{-1/2} J^2\right), \tag{C.3}
\end{aligned}$$

where C_0 is a constant. Finally, We consider \mathbb{I}_3 .

$$\begin{aligned}
\mathbb{I}_3 &= \sup_{\mathbf{w}_t \in \mathcal{H}} |R_{T_1}^0(\mathbf{w}_t) - \bar{R}_{T_1}(\mathbf{w}_t)| \\
&= \frac{1}{T_1} \sum_{t_1 \in \mathcal{T}_1} \sup_{\mathbf{w}_t \in \mathcal{H}} \left| \mathbb{E} \left\{ \frac{1}{M} \sum_{m=1}^M \left(\sum_{j=2}^{J+1} w_{jt} \tilde{Y}_{jt_1 m} - \tilde{Y}_{1t_1 m} \right)^2 \right\} \right. \\
&\quad \left. - \int_0^1 \left(\sum_{j=2}^{J+1} w_{jt} F_{Y_{jt_1}}^{-1}(q) - F_{Y_{1t_1}}^{-1}(q) \right)^2 dq \right|
\end{aligned}$$

$$\begin{aligned}
&= \frac{1}{T_1} \sum_{t_1 \in \mathcal{T}_1} \sup_{\mathbf{w}_t \in \mathcal{H}} \left| \frac{1}{M} \sum_{m=1}^M \mathbb{E} \left(\sum_{j=2}^{J+1} w_{jt} \tilde{Y}_{jt_1 m} - \tilde{Y}_{1t_1 m} \right)^2 \right. \\
&\quad \left. - \int_0^1 \left(\sum_{j=2}^{J+1} w_{jt} F_{Y_{jt_1}}^{-1}(q) - F_{Y_{1t_1}}^{-1}(q) \right)^2 dq \right| \\
&= \frac{1}{T_1} \sum_{t_1 \in \mathcal{T}_1} \sup_{\mathbf{w}_t \in \mathcal{H}} \left| \frac{1}{M} \sum_{m=1}^M \int_0^1 \left(\sum_{j=2}^{J+1} w_{jt} F_{Y_{jt_1}}^{-1}(V_m) - F_{Y_{1t_1}}^{-1}(V_m) \right)^2 dV_m \right. \\
&\quad \left. - \int_0^1 \left(\sum_{j=2}^{J+1} w_{jt} F_{Y_{jt_1}}^{-1}(q) - F_{Y_{1t_1}}^{-1}(q) \right)^2 dq \right| \\
&= \frac{1}{T_1} \sum_{t_1 \in \mathcal{T}_1} \sup_{\mathbf{w}_t \in \mathcal{H}} \left| \frac{1}{M} \sum_{m=1}^M \int_0^1 \left(\sum_{j=2}^{J+1} w_{jt} F_{Y_{jt_1}}^{-1}(q) - F_{Y_{1t_1}}^{-1}(q) \right)^2 dq \right. \\
&\quad \left. - \int_0^1 \left(\sum_{j=2}^{J+1} w_{jt} F_{Y_{jt_1}}^{-1}(q) - F_{Y_{1t_1}}^{-1}(q) \right)^2 dq \right| \\
&= 0.
\end{aligned} \tag{C.4}$$

Together with (C.1)-(C.4), we achieve Assumption 2.

References

- Alberto Abadie. Using synthetic controls: Feasibility, data requirements, and methodological aspects. *Journal of Economic Literature*, 59(2):391–425, 2021.
- Alberto Abadie and Javier Gardeazabal. The economic costs of conflict: A case study of the basque country. *American Economic Review*, 93(1):113–132, 2003.
- Alberto Abadie, Alexis Diamond, and Jens Hainmueller. Synthetic control methods for comparative case studies: Estimating the effect of california’s tobacco control program. *Journal of the American statistical Association*, 105(490):493–505, 2010.
- Dmitry Arkhangelsky, Susan Athey, David A Hirshberg, Guido W Imbens, and Stefan Wager. Synthetic difference-in-differences. *American Economic Review*, 111(12):4088–4118, 2021.
- David Card and Alan B Krueger. Minimum wages and employment: A case study of the fast-food industry in new jersey and pennsylvania. *American Economic Review*, 84(4):772–793, 1994.
- Jiafeng Chen. Synthetic control as online linear regression. *Econometrica*, 91(2):465–491, 2023.

- Liang Chen, Juan J Dolado, and Jesús Gonzalo. Quantile factor models. *Econometrica*, 89(2): 875–910, 2021.
- Arindrajit Dube. Minimum wages and the distribution of family incomes. *American Economic Journal: Applied Economics*, 11(4):268–304, 2019.
- Jianqing Fan and Heng Peng. Nonconcave penalized likelihood with a diverging number of parameters. *Annals of Statistics*, 32(3):928–961, 2004.
- Bruno Ferman. On the properties of the synthetic control estimator with many periods and many controls. *Journal of the American Statistical Association*, 116(536):1764–1772, 2021.
- Bruno Ferman and Cristine Pinto. Synthetic controls with imperfect pretreatment fit. *Quantitative Economics*, 12(4):1197–1221, 2021.
- Yan Gao, Xinyu Zhang, Shouyang Wang, Terence Tai-leung Chong, and Guohua Zou. Frequentist model averaging for threshold models. *Annals of the Institute of Statistical Mathematics*, 71(2):275–306, 2019.
- Florian F Gunsilius. Distributional synthetic controls. *Econometrica*, 91(3):1105–1117, 2023.
- Bruce E Hansen and Jeffrey S Racine. Jackknife model averaging. *Journal of Econometrics*, 167(1):38–46, 2012.
- Xun Lu and Liangjun Su. Jackknife model averaging for quantile regressions. *Journal of Econometrics*, 188(1):40–58, 2015.
- David Neumark and William Wascher. Minimum wages and employment: A case study of the fast-food industry in new jersey and pennsylvania: Comment. *American Economic Review*, 90(5), 2000.
- Sheng-fang Tang. Some recent developments in modeling quantile treatment effects. *Applied Mathematics-A Journal of Chinese Universities*, 35(2):220–243, 2020.
- Halbert White. *Asymptotic theory for econometricians*. Academic press, 1984.
- Xiaomeng Zhang, Wendun Wang, and Xinyu Zhang. Asymptotic properties of the synthetic control method. *arXiv preprint arXiv:2211.12095*, 2022.