

BEYOND BOOLEAN NETWORKS: NEW TOOLS FOR THE STEADY STATE ANALYSIS OF MULTIVALUED NETWORKS

J. GARCÍA GALOFRE¹, M. PÉREZ MILLÁN^{2,3}, A. GALARZA RIAL⁴,
R. LAUBENBACHER⁵, A. DICKENSTEIN^{2,3}

ABSTRACT. Boolean networks can be viewed as functions on the set of binary strings of a given length, described via logical rules. They were introduced as dynamic models into biology, in particular as logical models of intracellular regulatory networks involving genes, proteins, and metabolites. Since genes can have several modes of action depending on their expression levels, binary variables are often not sufficiently rich, requiring the use of multivalued networks instead.

In this paper, we explore the multivalued generalization of Boolean networks by writing the standard (\wedge, \vee, \neg) operations on $\{0, 1\}$ in terms of the operations $(\odot, \oplus, \text{neg})$ on $\{0, \frac{1}{m}, \frac{2}{m}, \dots, \frac{m-1}{m}, 1\}$ from multivalued logic. We recall the basic theory of this mathematical framework, and give a novel algorithm for computing the fixed points that in many cases has essentially the same complexity as in the binary case. Our approach provides a biologically intuitive representation of the network. Furthermore, it uses tools to compute lattice points in rational polytopes, tapping a rich area of algebraic combinatorics as a source for combinatorial algorithms for network analysis. An implementation of the algorithm is provided.

1. INTRODUCTION

Boolean networks have been used in computer science, engineering, and physics extensively. They were introduced into biology by Stuart Kauffman [20], as a model class for intracellular regulatory networks, viewed as logical switching networks rather than as biochemical reaction networks. This has proven very useful, in part because their specification is intuitive from a biological point of view, and there are now hundreds of published Boolean network models of this type.

The setting of Boolean networks owes much to the work of the Belgian scientist René Thomas. His research included DNA biochemistry, genetics, biophysics, mathematical biology, and dynamical systems. His purpose was to decipher the key logical principles at the basis of the behavior of biological systems and how complex dynamical behavior could emerge. He realized that the researcher's intuition was not enough to understand the intricated biological regulatory networks and he then proposed to formalize the models using the operations in Boolean algebra, where variables take only two values (0 or OFF and 1 or ON) and the logical operators are AND, OR and NOT, starting with [28]. In [29] he argues that even if one is interested in a logical description, the binary case could be too simple in many cases of interest. He adds that for instance, when there is a variable with more than a single action, different levels might be required to produce different effects. For applications of this modeling framework to biology, it is thus often useful to be able to assume that certain variables have more than two possible values (see, for example, [27]). In gene regulation, for instance, a given gene may have several models of action, depending on its expression levels. In order to capture this complexity, a variable might need to take several different values, such as "0 (off), 1 (medium expression), 2 (high expression)." The functions governing such *multivalued* networks can be expressed in terms of multivalued logic, The steady state analysis becomes significantly more complex. This paper presents an algorithm to carry out such analysis in a computationally new way. Before expanding on our results, we first summarize other approaches to this question.

For models with a small number of variables, exhaustive model simulation is feasible, while for larger models, a method used in the Boolean setting is sampling of the state space of the model. A first idea to treat a multivalued model is to translate it into a Boolean network [17]. More variables are needed

MPM and AD were partially supported by UBACYT 20020220200166BA and CONICET PIP 11220200100182CO, Argentina. RL was partially supported by NIH Grants 1 R01 HL169974-01 and 1U01EB024501-01.

and the Boolean network is in principle only partially defined (see for instance [31] and the references therein).

The logical formalism, originally used to model regulatory and signaling Boolean networks, has been extended to allow for multiple values of the different nodes. Several groups contributed various methods and tools for the analysis of multivalued logical models. In the article [26], qualitative (multivalued) networks were introduced, using formal verification methods to check the consistency of a model with respect to experimental data and to analyze the *steady states* (also known as *stable states* or *fixed points*). In [13] image functions are introduced to compute the value of the logical parameter associated with a logical variable depending on the state of the system; they use constraint programming, a method for solving constraint satisfaction problems. In [25], the authors propose a method to compute steady states of Boolean and *unitary* (see the paragraph before Definition 14) multivalued models using decision diagrams. This approach is implemented in the Gene Interaction Network simulation suite (GINsim), a software designed for the qualitative modeling and analysis of regulatory networks [16, 24] using rule-based descriptions. Some recent methodological advances of this logic framework are illustrated in [8]. The BioModelAnalyzer [5] is a visual tool for modeling and analyzing biological networks based upon formal methods developed for the specification and verification of properties in concurrent software systems. The CoLoMoTo Interactive Notebook provides an interesting and unified environment to edit, execute, share, and reproduce analyses of qualitative models of biological networks; it relies on Docker and Jupyter technologies. The recent paper [32] generalizes trap spaces of Boolean networks to the multivalued setting, providing a Python implementation [6]. A different approach to model multivalued networks as logic programs utilizes the formulation of fuzzy logic [23, 22]. They integrate the operations from multivalued logic that we describe in Section 2 with the paradigms of Fuzzy Answer Set Programming (FASP) to model the dynamics of Gene Regulatory Networks, FASP is an extension of the Answer Set Programming (ASP), a paradigm that allows for modeling and solving combinatorial search problems in continuous domains. These multivalued logical modelings admit a different number of values for each node, but a precise complexity computation is lacking in general.

When the number of values is the same for all nodes and there are n nodes or variables, one possible algebraic approach is the following. Denote the number of values by the integer $m + 1$ (so, the Boolean case corresponds to $m = 1$). In case $m + 1$ is a power of a prime number, any function on n variables defined over a finite set X of cardinality $m + 1$ can be thought of as a function over a finite field. Moreover, it can be expressed as a polynomial function with coefficients in this field, and this opens the use of tools from computational algebraic geometry such as Gröbner bases [35]. The advantage is that it is not necessary to express the function via a whole exponentially large table. For instance, given a function $f : X^n \rightarrow X^n$, we can find the *fixed points* $\{x \in X^n : f(x) = x\}$ of f by solving the square polynomial system $f(x) - x = 0$. In [2] the authors show that using this approach in the Boolean case, it is possible to compute the fixed points with complexity $O(2^{0.841n})$ (under some assumptions), while the bound for exhaustive search is $4 \log_2(n) 2^n$. A different approach is considered in [21], where the authors study multilinear functions representing network functions $f : X^n \rightarrow X^n$.

Our starting point is the following. Given n interacting (biological) species with $m + 1$ possible values each, we can establish a bijection between the set of values and the set

$$(1) \quad X_m = \left\{0, \frac{1}{m}, \frac{2}{m}, \dots, \frac{m-1}{m}, 1\right\} \subset [0, 1].$$

Our aim is to study the dynamics of the iteration of a function $f : X_m^n \rightarrow X_m^n$. We use in this multivalued setting the operations \odot , \oplus and *neg* from multivalued logic [10, 14] (introduced in Section 2), which coincide with the standard Boolean operations AND, OR and NOT when $m = 1$. A standard notation for X_m in the setting of MV-algebras is L_{m+1} , where L stands for Łukasiewicz.

These operations are more intuitive and closer to biological interpretations than the usual operations of polynomials over a finite field (and there is no restriction on the number of values). See for instance Figure 1, that features an example of two interacting nodes, with three values each, where the second variable acts as a repressor of the first one. The update function f_1 of the first node is represented both as a polynomial over the field with 3 elements, which gives no clue of its behavior, and in terms of the logic operations we propose, whose interpretation is transparent. We also give the input in terms of

target functions as in GINsim, which is less compact (and the formulae grow rapidly as the number of values increases).

$x_1 \setminus x_2$	0	$\frac{1}{2}$	1
0	0	0	0
$\frac{1}{2}$	$\frac{1}{2}$	0	0
1	1	$\frac{1}{2}$	0

(a) $f_1 : \{0, \frac{1}{2}, 1\}^2 \rightarrow \{0, \frac{1}{2}, 1\}$
 $f_1(x_1, x_2) = x_1 \ominus x_2$

$x_1 \setminus x_2$	0	1	2
0	0	0	0
1	1	0	0
2	2	1	0

(b) $f_1 : \mathbb{F}_3^2 \rightarrow \mathbb{F}_3$
 $f_1(x_1, x_2) = x_1 + 2x_1x_2 + x_1^2x_2 + x_1x_2^2 + x_1^2x_2^2$

(c) $f_1 : \{0, 1, 2\}^2 \rightarrow \{0, 1, 2\}$
 $f_1(x_1, x_2) = \begin{cases} 2 & \text{if } (x_1:2 \ \& \ !x_2) \\ 1 & \text{if } (x_1:1 \ \& \ !x_2) \mid (x_1:2 \ \& \ x_2:1) \\ 0 & \text{otherwise.} \end{cases}$

FIGURE 1. (a) The nodes take the values $\{0, \frac{1}{2}, 1\}$. The repression shown in the table is naturally described by the function $f_1 = x_1 \ominus x_2 = x_1 \ominus \text{neg}(x_2) = \max\{0, x_1 - x_2\}$. In (b) and (c) the nodes take the values $\{0, 1, 2\}$ and we consider the translated table. In (b), the polynomial $f_1 \in \mathbb{F}_3[x_1, x_2]$ summarizes the values in the table over the field \mathbb{F}_3 . In (c), the table is instead expressed by the logical function f_1 , where the notation means $\& \leftrightarrow$ AND, $\mid \leftrightarrow$ OR, $x_j:i \leftrightarrow x_j = i$ and $!x_j \leftrightarrow x_j = 0$.

The study of Boolean networks could have high complexity, even if they are composed of simple elementary units [19]. We show that via the proposed operations of multivalued logic, which are indeed expressed in terms of linear inequalities, we can recover most of the good properties of Boolean networks. Moreover, we show that the computation of fixed points can be done algorithmically for any m using tools to find lattice points in rational polytopes and that in many cases, the complexity to compute the fixed points is essentially the same as in the Boolean setting. As we mentioned, these operations were already considered in [23, 22], where X_m is denoted by \mathbb{Q}_m , but we introduce a novel computational approach. Even if we work with a synchronous update of the nodes, we present in Example 27 a small network extracted from the foundational book [30], where the synchronous multivalued setting can reproduce the features of a model with time delays, as the networks become more *expressive*.

This article has two parts: the first one, consisting of Sections 2 and 3, introduces functions, structure, and motifs of multivalued networks; the second one, consisting of Sections 4, 5 and 6, presents theoretical and algorithmic results to compute the fixed points, together with biological examples.

In Section 2 we introduce the logic operations \oplus , \ominus , neg and highlight their main properties. We give, in Theorem 11, a constructive way of turning data from a table into an expression of the function in terms of \ominus , neg and constant functions. When modeling biological networks, it is useful to have in mind the behavior of different small networks that appear frequently as subnetworks of bigger ones, called *motifs*. We show the behavior of several small motifs. Our aim is to present simple examples of mild activators/inhibitors that a biologist could choose to try to match the experimental data.

In Section 3, we introduce in Definition 17 the notion of \ominus -neg functions. Networks defined by \ominus -neg functions can be directly read from their associated wiring diagrams. Algorithm 1 shows how to translate any network function into a \ominus -neg function adding new variables and we show in Theorem 26 how to recover the fixed points of the original network.

In Section 4 we propose several possible reductions of the number of variables (inspired by [36] in the Boolean setting) without increasing the indegree, that is, without increasing the maximum number of variables on which each variable depends (see Proposition 31). We present in Section 4.2 an example which is the translation to our setting of an interesting network extracted from www.cellcollective.org, where the number of nodes is significantly decreased by the reduction process. In the most interesting cases, the computation is too heavy to be done by hand and we used our publicly available implementation [15] in Python language, that we explain in the next section.

In Section 5, we address the computation of fixed points for \odot -neg networks. As we mentioned, this gives in turn the fixed points of any network function $F : X_m^n \rightarrow X_m^n$ by Theorem 26. One crucial algorithmic fact for \odot -neg networks is Theorem 32 that allows us to automatize the computations without simulations, which would be too costly in general. We present the basic setting for our implementation in Algorithm 2 and we discuss the cost of these computations. When the assumptions of Theorem 36 do not hold, one needs to count the number of lattice points in a rational polytope, that is, all the integer solutions of a system of inequalities given by linear forms with integer coefficients defining a bounded region. Barvinok proposed in [3] an algorithm that counts these lattice points in polynomial time when the dimension of the polytope is fixed. The theoretical basis was given by Brion in the beautiful paper [7], where he uses the relation of rational polytopes with the theory of toric varieties and results in equivariant K -theory. We exemplify the use of our free app for the computation of fixed points in the network introduced in Section 4.2. The computation of fixed points in the Boolean case becomes straightforward in this setting, as it is reduced to just checking some set containments (see Lemma 34).

In Section 6 we present a multivalued model for the denitrification network in *Pseudomonas aeruginosa* based on the discrete-time and multivalued deterministic model introduced in [1]. *P. aeruginosa* can perform (complete) denitrification, a respiratory process that eventually produces atmospheric N_2 . The external parameters in the model and some variables are treated as Boolean (low or high), and other variables are considered ternary (low, medium or high). The update rules are formulated in [1] in terms of MIN, MAX and NOT (which correspond to AND, OR and NOT in a Boolean setting). However, the regulations of a few variables cannot be expressed in terms of these operators (marked with a * in the column “Update Rules” in their Table 3). As stated in Theorem 11, any function can be written in terms of constants and the logical operations $\oplus, \odot, \text{neg}$ we propose to use in this paper. We can thus exactly represent their update rules and find the fixed points using our techniques.

2. THE OPERATIONS OF MV-ALGEBRAS AND THE REPRESENTATION OF FUNCTIONS

This section introduces the basic operations in multivalued logic and how we use them to represent the functions in biological models.

We fix a natural number m and consider networks with $m + 1$ values in the set

$$X_m = \left\{0, \frac{1}{m}, \frac{2}{m}, \dots, \frac{m-1}{m}, 1\right\} \subset [0, 1].$$

Boolean networks are a particular case when $m = 1$. As X_m is a subset of the real numbers \mathbb{R} , we can consider the standard operations of addition/subtraction (+/-) and multiplication (\cdot) on the real line. However, we introduce in the multivariate setting the operations \odot, \oplus that come from multivalued logic [10, 14], which are more intuitive and closer to biological interpretations.

2.1. The MV operations. The three basic operations in multivalued logic that we use to build all the functions that we consider are introduced in the following definition:

Definition 1. We consider the following operations/maps on X_m :

- (2) $\text{neg} : X_m \rightarrow X_m$, where $\text{neg}(x) = 1 - x$.
- (3) $\oplus : X_m \times X_m \rightarrow X_m$, where $x \oplus y = \min\{1, x + y\}$.
- (4) $\odot : X_m \times X_m \rightarrow X_m$, where $x \odot y = \max\{0, x + y - 1\}$.

Note that these operations can be defined over the interval $[0, 1]$ and then restricted to X_m for any value of m since their expressions do not depend on m .

Example 2. When $m = 2$, the operations (3) and (4) in chart presentation are as follows:

\oplus	0	$\frac{1}{2}$	1		\odot	0	$\frac{1}{2}$	1
0	0	$\frac{1}{2}$	1		0	0	0	0
$\frac{1}{2}$	$\frac{1}{2}$	1	1		$\frac{1}{2}$	0	0	$\frac{1}{2}$
1	1	1	1		1	0	$\frac{1}{2}$	1

Remark 3. The following relations between \oplus and \odot , which are formally equal to the De Morgan's law between AND and OR in the Boolean case, hold:

$$(5) \quad x \odot y = \text{neg}(\text{neg}(x) \oplus \text{neg}(y)),$$

$$(6) \quad x \oplus y = \text{neg}(\text{neg}(x) \odot \text{neg}(y)).$$

We list in the following proposition other useful properties which are straightforward to prove.

Proposition 4. *Given m and X_m as in (2), consider the operations defined in Definition 1. The following properties hold:*

(i) $\text{neg}(0) = 1$ and $\text{neg}(1) = 0$.

(ii) *The product of several variables can be expressed as*

$$x_1 \odot \cdots \odot x_n = \max\{0, x_1 + \cdots + x_n - (n - 1)\}.$$

(iii) *Analogously,*

$$x_1 \oplus \cdots \oplus x_n = \min\{1, x_1 + \cdots + x_n\}.$$

(iv) *The product \odot is associative and commutative.*

(v) $0 \odot x = 0$ and $1 \odot x = x$ for any $x \in X$.

(vi) *For any finite index set I , $\text{neg}(\bigoplus_{i \in I} a_i) = \bigodot_{i \in I} \text{neg}(a_i)$.*

(vii) *For $x, y \in X$, we have the equalities*

$$\max\{x, y\} = (x \odot \text{neg}(y)) \oplus y, \quad \min\{x, y\} = (x \oplus \text{neg}(y)) \odot y.$$

(viii) $x \leq y$ if and only if $x \odot \text{neg}(y) = 0$.

(ix) $x \odot y = 0$ if and only if $x + y \leq 1$. *More in general, $x_1 \odot \cdots \odot x_n = 0$ if and only if $x_1 + \cdots + x_n \leq (n - 1)$.*

Remark 5. Associativity will allow us to avoid writing parentheses in some cases. More precisely, we will write $s_1(x_1) \odot s_2(x_2) \odot s_3(x_3)$ instead of $(s_1(x_1) \odot s_2(x_2)) \odot s_3(x_3)$ or $s_1(x_1) \odot (s_2(x_2) \odot s_3(x_3))$ for $s_i(x_i) = x_i$ or $s_i(x_i) = \text{neg}(x_i)$.

On the other hand, the operations we defined do not satisfy distributivity. In general, $(x \oplus y) \odot z \neq (x \odot z) \oplus (y \odot z)$. Consider for example $m = 5, x = \frac{3}{5}, y = \frac{2}{5}, z = \frac{1}{5}$ then $(x \oplus y) \odot z = \frac{1}{5}$ while $(x \odot z) \oplus (y \odot z) = 0$.

Definition 6. We also define the subtraction, exponentiation and multiplication by a positive integer $k \in \mathbb{N}$ as:

$$(7) \quad x \ominus y := x \odot \text{neg}(y) = \max\{0, x - y\} = \begin{cases} x - y & \text{if } x - y \geq 0 \\ 0 & \text{otherwise} \end{cases},$$

$$(8) \quad x^k := \underbrace{x \odot \cdots \odot x}_{k \text{ times}} = \max\{0, kx - (k - 1)\},$$

$$(9) \quad kx := \underbrace{x \oplus \cdots \oplus x}_{k \text{ times}} = \min\{1, kx\}.$$

Remark 7. Note that $x \odot y \leq x$ for any $x, y \in X_m$, and equality holds only when $y = 1$ or $x = 0$. In particular, $x^k \leq x$ for any $x \in X_m$ and any $k \in \mathbb{N}$, with equality only when $x = 0, 1$ or $k = 1$.

Remark 8. It is interesting to note that $\text{neg}(kx) = \text{neg}(x)^k$, indeed:

$$\text{neg}(kx) = \text{neg}\left(\underbrace{x \oplus \cdots \oplus x}_{k \text{ times}}\right) = \text{neg}\left(\text{neg}\left(\underbrace{\text{neg}(x) \odot \cdots \odot \text{neg}(x)}_{k \text{ times}}\right)\right) = \text{neg}(x)^k.$$

2.2. Representability of functions. We show next how to represent a function $f : X_m^n \rightarrow X_m$, in terms of \odot and neg operators in a constructive way. We start with an example.

Example 9. Let $m = 2$, so that $X_m = X_2 = \{0, \frac{1}{2}, 1\}$. Define the following functions

$$f_0(x) = \text{neg}(x)^2, \quad f_1(x) = x^2, \quad \text{and} \quad f_{\frac{1}{2}}(x) = \text{neg}(f_0(x)) \odot \text{neg}(f_1(x)).$$

Then,

x	$f_0(x)$	$f_{\frac{1}{2}}(x)$	$f_1(x)$
0	1	0	0
$\frac{1}{2}$	0	1	0
1	0	0	1

This means that $f_0, f_{\frac{1}{2}}, f_1$ are indicators of the points in X_2 and they allow us to write any function $f : X_2 \rightarrow X_2$ in terms of $\oplus, \odot, \text{neg}$ and constants (see Theorem 11 below). Moreover, we deduce from the identities in Remark 3 that we could further translate any \oplus operator into operations involving only \odot and neg operations.

More in general, one can obtain interpolators for any m using the following lemma, whose proof is straightforward.

Lemma 10. *Given $m \in \mathbb{N}$ and any $j = 0, \dots, m$, let*

$$(10) \quad g_j(x) := \left(x \oplus \text{neg}\left(\frac{j}{m}\right)\right)^m = \left(x \oplus \frac{m-j}{m}\right)^m, \quad h_j(x) := \left(\text{neg}(x) \oplus \frac{j}{m}\right)^m.$$

Then,

$$g_j(x) = \begin{cases} 0 & \text{if } x < \frac{j}{m} \\ 1 & \text{if } x \geq \frac{j}{m} \end{cases}, \quad h_j(x) = \begin{cases} 0 & \text{if } x > \frac{j}{m} \\ 1 & \text{if } x \leq \frac{j}{m} \end{cases}.$$

Moreover, if $0 \leq j \leq k \leq m$, the function $\ell_{jk} := g_j \odot h_k$ is the characteristic function of the subset $[\frac{j}{m}, \frac{k}{m}] = \{\frac{i}{m}, j \leq i \leq k\}$, that is, its value equals 1 on the “interval” $[\frac{j}{m}, \frac{k}{m}]$, and 0 otherwise. In particular, if $j = k$, the function ℓ_{jj} is the indicator of the point $\frac{j}{m}$.

The following result is well known for experts in the area, but for the convenience of the reader, we give a simple proof based on the interpolating functions as in the previous example.

Theorem 11. *Given $X_m = \{0, \frac{1}{m}, \dots, \frac{m-1}{m}, 1\}$ and $n \in \mathbb{N}$. Every function $f : X_m^n \rightarrow X_m$ with variables x_1, \dots, x_n , is expressible in terms of \odot, neg and constant functions.*

Proof. Any function $f : X_m^n \rightarrow X_m$ can be represented as

$$f(x_1, \dots, x_n) = \bigoplus_{(i_1, i_2, \dots, i_n) \in X^n} f(i_1, i_2, \dots, i_n) \odot \ell_{i_1}(x_1) \odot \dots \odot \ell_{i_n}(x_n),$$

where the functions $\ell_{\frac{j}{m}} = \ell_{jj}$ are defined in Lemma 10. It is straightforward to check that $\ell_{i_1}(x_1) \odot \dots \odot \ell_{i_n}(x_n) = 0$ unless $(x_1, \dots, x_n) = (i_1, \dots, i_n)$, in which case it equals 1.

It is now enough to iteratively apply equality (6) in Remark 3 to get rid of the \oplus operation. \square

In fact, we can also express any function in terms of \oplus, neg and constant functions. For instance, the interpolators in Example 9 equal

$$f_0(x) = \text{neg}(x \oplus x), \quad f_1(x) = \text{neg}(\text{neg}(x) \oplus \text{neg}(x)), \quad \text{and } f_{\frac{1}{2}}(x) = \text{neg}(f_0(x) \oplus f_1(x)).$$

But we will use in general the version without \oplus to mimic the standard choice in the Boolean case. On the other side, it is important to note that if we do not allow to multiply by constants in Theorem 11, the result is not true. For instance, when $m = 2$, the constant function $\frac{1}{2} : X_2 \rightarrow X_2$ cannot be expressed in terms of \oplus, \odot and neg . Indeed, by induction on the number of these operators it is easy to see that any function $f : X_2 \rightarrow X_2$ verifies that $f(0)$ equals either 0 or 1.

Remark 12. Different functions over \mathbb{R} can coincide on X_m and there may exist more than one \odot - neg expression for the same function.

(i) For instance,

$$x^s = \max\{0, sx - (s-1)\}$$

has the same value on X_m as x^m for any $s \geq m$. Indeed $x^s = 0$ unless $x > \frac{s-1}{s} \geq \frac{m-1}{m}$, that is, unless $x = 1$ and in this case, its value is 1 (see Figure2).

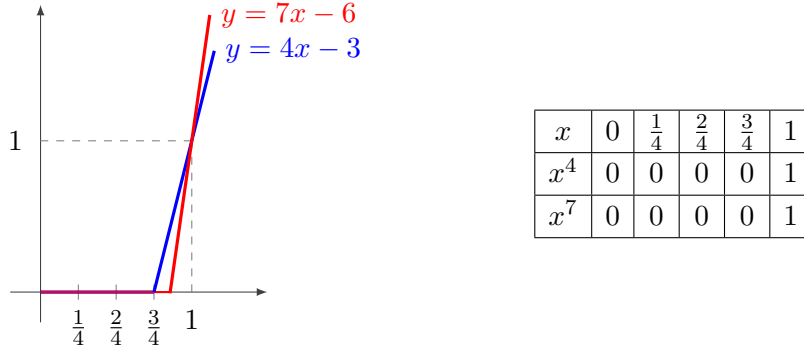
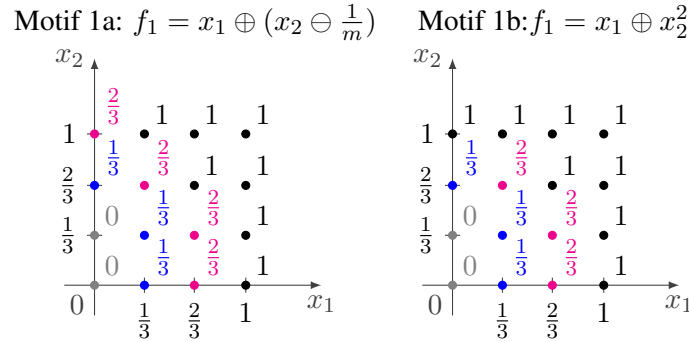


FIGURE 2. Comparing x^4 and x^7 when $m = 4$. As real-valued functions, $\max\{0, 7x - 6\}$ and $\max\{0, 4x - 3\}$ are different but they coincide in $X_m = \{0, \frac{1}{4}, \frac{2}{4}, \frac{3}{4}, 1\}$.

- (ii) For $m = 3$, the equality $x^2 \odot \frac{1}{3} = x \odot \frac{1}{3}$ holds for every $x \in X$. This function takes the value 1 at 1 and 0 otherwise. More generally, given $m \in \mathbb{N}$, for every $2 \leq p \leq m$ the equality $x \odot \frac{1}{m} = x^p \odot \frac{1}{m}$ holds for every $x \in X$.

2.3. Motifs. We present here four simple *motifs*, that is, small networks that appear frequently as sub-networks of bigger ones. They are built using the multivalued logic operations for a network with $n \geq 3$ interacting biological species whose values can be described by $m + 1$ values in $X_m = \{0, \frac{1}{m}, \dots, \frac{m-1}{m}, 1\}$.

Motif 1: We start by describing two simple mechanisms, where node 1 is moderately activated by node 2. We show the resulting functions that describe this situation, when $m = 3$.



Motif 2: In this motif, node 1 depends on its previous state, node 2 acts as an activator and node 3 acts as a weaker activator.

$$\begin{aligned}
 f_1 &= x_1 \oplus x_2 \oplus x_3^2 \\
 &= \min\{1, x_1 + x_2 + \max\{0, 2x_3 - 1\}\}.
 \end{aligned}$$

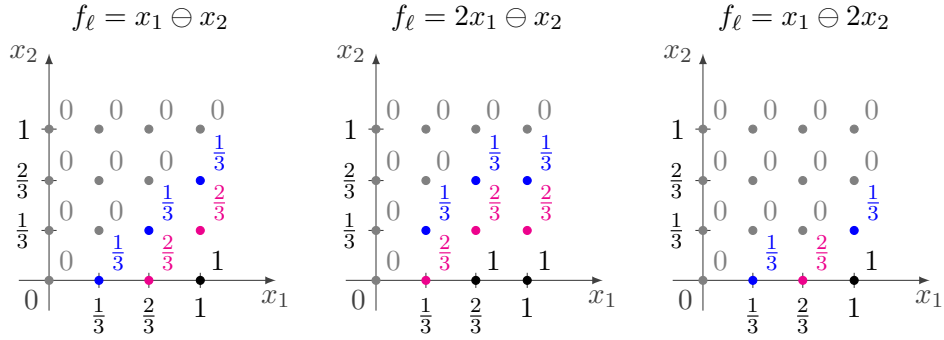
Motif 3: In this motif, the update function of node 1 depends on itself, an activator node 2 and a repressor node 3.

$$\begin{aligned}
 f_1 &= x_2 \oplus (x_1 \ominus x_3) \\
 &= x_2 \oplus (x_1 \odot \text{neg}(x_3)) \\
 &= \min\{1, x_2 + \max\{0, x_1 - x_3\}\}.
 \end{aligned}$$

Motif 4: We finally introduce a mechanism that considers the outcome of several activators and inhibitors acting simultaneously on a single node. We propose the following motif that describes the total effect on node ℓ produced by activators $i \in A$ and inhibitors $j \in B$, with $A, B \subseteq \{1, \dots, n\}$, $A \cap B = \emptyset$: $f_\ell = \oplus_{i \in A} x_i \ominus (\oplus_{j \in B} x_j)$, or more generally, given positive weights $w_k \in \mathbb{N}$:

$$f_\ell = \bigoplus_{i \in A} w_i x_i \ominus \left(\bigoplus_{j \in B} w_j x_j \right) = \max \left\{ 0, \min \left\{ 1, \sum_{i \in A} w_i x_i \right\} - \min \left\{ 1, \sum_{j \in B} w_j x_j \right\} \right\}.$$

Note that if $\sum_{j \in B} w_j x_j \geq 1$ (i.e. when the effect of the inhibitors is big enough), then $f_\ell = 0$. And if $\sum_{i \in A} w_i x_i \leq 1$ and $\sum_{j \in B} w_j x_j \leq 1$, then $f_\ell > 0$ if and only if $\sum_{i \in A} w_i x_i > \sum_{j \in B} w_j x_j$. This mimics Boolean threshold functions. For instance, we show three of these functions for $m = 3$:



2.4. Fixed points. When studying the dynamics of biological systems one important aspect to be considered is the long-term behavior of the system, in particular the study of the equilibria of the dynamical system. In the case of continuous-time biological systems, it is common to study the *steady states* of the system. In the discrete-time context, the steady states are called *fixed points* of the system. They are also called stable states. If moreover there is a finite number of states for every node and the dynamical system is given by $F : X_m^n \rightarrow X_m^n$, the fixed points are the points $x \in X_m^n$ such that $F(x) = x$ (i.e. $f_i(x) = x_i$ for all $i \in \{1, \dots, n\}$). These points will be our main focus in the subsequent sections.

It is actually a sensible question to look for the fixed points of a function $F : X_m^n \rightarrow X_m^n$ with X_m a finite set since most of these functions have at least one. In fact, by counting the number of these functions without fixed points the following result is immediate:

Proposition 13. *Set $q = (m + 1)^n$, $\#X = m + 1$. The proportion of $F : X_m^n \rightarrow X_m^n$ with at least one fixed point equals*

$$\frac{q^q - (q - 1)^q}{q^q} = 1 - \left(\frac{q - 1}{q} \right)^q.$$

So, when $n \rightarrow +\infty$ or $m \rightarrow +\infty$ this proportion is close to $1 - \frac{1}{e} \sim 0.6321$.

The proof of Proposition 13 is straightforward since there are q^q possible functions F and there are $(q - 1)^q$ functions without any fixed point.

We describe below how we can make a function *smoother* in our discrete context without altering its fixed points. Following [9] and its references, we introduce a function to *preserve continuity*, which means in our setting that each node will change at most $\frac{1}{m}$ in one time step. These *unitary networks* were introduced in [26] with the idea that they better capture the continuity of biological interactions. For this purpose, we take into account the previous state of the corresponding node (we add a self-regulation loop to each network node). The future value of the regulated variable under continuity is computed as follows:

Definition 14. Given $X_m = \{0, \frac{1}{m}, \dots, 1\}$ we define the function $h : X_m^2 \rightarrow X_m$ as

$$(11) \quad h(x, y) = \begin{cases} x \oplus \frac{1}{m} & \text{if } y > x \\ x & \text{if } y = x \\ x \ominus \frac{1}{m} & \text{if } y < x. \end{cases}$$

Given $F = (f_1, \dots, f_n) : X_m^n \rightarrow X_m^n$, the continuous version of each coordinate function $f_i : X_m^n \rightarrow X_m$ is denoted by $f_{i,cont}$ and is defined as

$$(12) \quad f_{i,cont}(x) = h(x_i, f_i(x)),$$

for $i = 1, \dots, n$. We denote $F_{cont} = (f_{1,cont}, \dots, f_{n,cont})$.

The following lemma is an immediate consequence of the previous definition:

Lemma 15. *A function $F : X_m^n \rightarrow X_m^n$ and its associated function F_{cont} in Definition 14 have the same fixed points.*

For any m , the continuous version of all the powers x^k is the same function, independently of k .

Lemma 16. *Given $k \in \mathbb{N}_{\geq 2}$, then*

$$(13) \quad x_{cont}^k = \begin{cases} x \ominus \frac{1}{m} & \text{if } x < 1 \\ 1 & \text{if } x = 1. \end{cases}$$

Proof. It is straightforward to check that $x \geq x^k$ for any $x \in X$ and that the equality holds only if $x = 0$ or $x = 1$. \square

3. FROM ANY VECTOR FUNCTION TO A \ominus -neg NETWORK FUNCTION

From now on, we will focus on dynamical systems over the set $X_m = \{0, \frac{1}{m}, \frac{2}{m}, \dots, \frac{m-1}{m}, 1\}$. Inspired by the framework in [37], we propose a novel method to compute the fixed points of a network. For this, we now introduce the notion of \ominus -neg functions. Algorithm 1 can be used to translate an input network into one given by \ominus -neg functions, and we show in Theorem 26 how they can be used to compute the steady states of the original network.

We mimic a procedure which has been proved useful in Boolean networks. Recall that every Boolean function f can be written in conjunctive normal form as

$$f = w_1 \wedge \dots \wedge w_r$$

where

$$w_j = s_1 x_{i_1} \vee \dots \vee s_{n_j} x_{i_{n_j}}$$

for $j \in \{1, \dots, r\}$, $\{i_1, \dots, i_{n_j}\} \subseteq \{1, \dots, n\}$ and $s_k \in \{id, neg\}$. This gives the idea of AND-NOT functions: a vector function $F = (f_1, \dots, f_n) : X_m^n \rightarrow X_m^n$ such that every $f_i : X_m^n \rightarrow X_m$ is an AND-NOT function, has the same information as its wiring diagram [37, 36]. In order to obtain similar properties in our context, we define what we call \ominus -neg functions.

Definition 17. A function $f : X_m^n \rightarrow X_m$ is called a \ominus -neg function if it can be written as

$$f(x_1, \dots, x_n) = \bigotimes_{j \in A} x_j^{p_j} \odot \bigotimes_{j \in B} neg(x_j)^{q_j} \bigotimes \frac{c}{m}$$

with $c \in X_m$, $A \cup B \subseteq \{1, \dots, n\}$ and $\{p_j, q_j\} \subseteq \mathbb{N}$.

A vector function $F = (f_1, \dots, f_n) : X_m^n \rightarrow X_m^n$ is called an \ominus -neg network function if f_i is a \ominus -neg function for all $i \in \{1, \dots, n\}$.

The most important feature of \ominus -neg networks is that there is a direct correspondence between their wiring diagram and the network functions. All the information about the network dynamics can be read from the wiring diagram (and vice versa), which is defined by a labeled graph $G = (V_G, E_G)$ with vertices

$$V_G = \{1, \dots, n, C\}$$

($\{1, \dots, n\}$ may also be denoted by $\{x_1, \dots, x_n\}$) and edges E_G given as follows. If $F = (f_1, \dots, f_n)$ and

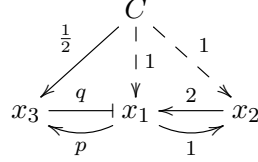
$$f_k(x_1, \dots, x_n) = \bigotimes_{i \in A_k} x_i^{p_{k,i}} \odot \bigotimes_{j \in B_k} neg(x_j)^{q_{k,j}} \bigotimes \frac{c_k}{m},$$

then there exist labeled edges of the form

$$x_i \xrightarrow{p_{k_i}} x_k \text{ if } p_{k_i} > 0; \quad x_j \xrightarrow{q_{k_j}} x_k \text{ if } q_{k_j} > 0; \quad C \xrightarrow{\frac{c_k}{m}} x_k .$$

Not every function is a \odot -neg function. Consider for instance $f_1 = \text{neg}(x_i \odot x_j)$ for any i, j .

Example 18. Given $F(x_1, x_2, x_3) = (x_2^2 \odot \text{neg}(x_3)^q, x_1, \frac{1}{2} \odot x_1^p)$, the associated wiring diagram is as follows:



The dashed edge can be skipped as $1 \odot x = x$ for every x . Also, in a general wiring diagram, if there is an edge $C \xrightarrow{0} x_i$, we can delete all the other edges with end point x_i because f_i is then identically zero.

Proposition 19. Given a \odot -neg function, $f \neq 0$, written as in Definition 17, the sets A, B can be chosen such that $A \cap B = \emptyset$, $c \neq 0$ and $1 \leq p_j, q_j \leq c$. Moreover, this bound in the exponents is sharp.

Proof. First note that if $A \cap B \neq \emptyset$ then $f = 0$ since $x \odot \text{neg}(x) = 0$ for any x by (7). If $A \neq \emptyset$, consider $\ell \in A$ and $x \in X_m^n$ with $x_i = 1$ for all $i \in A$, $i \neq \ell$, and $x_j = 0$ for all $j \in B$. Then, $f(x) = x_\ell^{p_{\ell,k}} \odot \frac{c}{m}$. We then need to see that if $p \geq c$, then

$$(14) \quad x_\ell^p \odot \frac{c}{m} = x_\ell^c \odot \frac{c}{m}.$$

If $x_\ell = 1$ or $x_\ell = 0$ it is immediate to see that the equality holds. If $x_\ell \in X_m \setminus \{0, 1\}$ we next prove that both sides of the equation equal zero. Since $x_\ell^p \odot \frac{c}{m} = \max\{0, px + \frac{c}{m} - p\}$, we have:

$$x_\ell^p \odot \frac{c}{m} > 0 \Leftrightarrow p < \frac{c}{m} \frac{1}{1 - x_\ell}.$$

As $x_\ell \in X_m \setminus \{0, 1\}$ then $x_\ell = \frac{c'}{m}$ with $1 \leq c' \leq m - 1$. Then

$$\frac{c}{m} \frac{1}{1 - x_\ell} = \frac{c}{m} \frac{1}{1 - \frac{c'}{m}} = \frac{c}{m - c'} \leq c \leq p,$$

and this means $x_\ell^p \odot \frac{c}{m} = x_\ell^c \odot \frac{c}{m} = 0$. Clearly, (14) is also true if we replace x_ℓ by $\text{neg}(x_\ell)$.

To see that the bound $p_j, q_j \leq c$ is sharp, it is enough to note that $(\frac{m-1}{m})^{c-1} \odot \frac{c}{m} = \frac{1}{m} \neq 0 = (\frac{m-1}{m})^c \odot \frac{c}{m}$. \square

In fact, the following uniqueness result holds, giving a canonical form to write a \odot -neg function.

Theorem 20. Given a \odot -neg function $f : X_m^n \rightarrow X_m$

$$f(x) = \bigodot_{j \in A} x_j^{p_j} \odot \bigodot_{j \in B} \text{neg}(x_j)^{q_j} \bigodot \frac{c}{m}$$

with $c \in \{0, \dots, m\}$, $A \cup B \subseteq \{1, \dots, n\}$ and $\{p_j, q_j\} \subseteq \mathbb{N}$, then either $c = 0$ or we can choose $A \cap B = \emptyset$ and we have that

$$(15) \quad f(x) = \bigodot_{j \in A} x_j^{\min\{p_j, c\}} \odot \bigodot_{j \in B} \text{neg}(x_j)^{\min\{q_j, c\}} \bigodot \frac{c}{m}.$$

Moreover, this expression is unique.

Proof. The existence of equality (15) is given in Proposition 19. Now, given \odot -neg functions f_1, f_2 written as

$$f_k = \bigodot_{i \in A_k} x_i^{p_{i,k}} \bigodot_{j \in B_k} \text{neg}(x_j)^{q_{j,k}} \bigodot \frac{c_k}{m}, \quad k = 1, 2,$$

with $A_k, B_k \subseteq \{1, \dots, n\}$, $A_k \cap B_k = \emptyset$ and $1 \leq p_{i,k} \leq c_k$, $1 \leq q_{j,k} \leq c_k$ for all $i \in A_k$, $j \in B_k$, we need to see that $f_1(x) = f_2(x)$ for all $x \in X_m^n$ if and only if $c_1 = c_2 = c$ and either $c = 0$ or $A_1 = A_2$, $B_1 = B_2$, and $p_{i_1} = p_{i_2}$ for all $i \in A_1$, $q_{j_1} = q_{j_2}$ for all $j \in B_1$.

It is clear that if $A_1 = A_2$, $B_1 = B_2$ and the exponents and constants coincide then the functions are equal. It is also clear that if f_k is the zero function only if $c_k = 0$.

Assume now that $f_1(x) = f_2(x)$ for all $x \in X_m^n$ and $c_1, c_2 \neq 0$. If $A_1 = A_2 = B_1 = B_2 = \emptyset$, then necessarily $c_1 = c_2$ and the result is true. If there exists $\ell \in A_1 \cap B_2$, consider $x \in X_m^n$ such that $x_i = 1$ for all $i \in A_1$, and $x_j = 0$ for all $j \in B_1$, then $f_1(x) = \frac{c_1}{m} \neq 0$ and $f_2(x) = 0$ which is not possible. We then know that $A_1 \cap B_2 = \emptyset$ and in a similar way we can prove that $A_2 \cap B_1 = \emptyset$. If there exists $\ell \in A_1 \setminus A_2$ consider $x \in X_m^n$ such that $x_i = 1$ for all $i \in A_2$, and $x_j = 0$ for all $j \notin A_2$, then $f_1(x) = 0$ but $f_2(x) = \frac{c_2}{m} \neq 0$ which is not possible. By a similar reasoning, we get that $A_1 = A_2$ and $B_1 = B_2$. Choose $x \in X_m^n$ with $x_i = 1$ for all $i \in A_1$ and $x_j = 0$ for all $j \in B_1$. Then $f_k(x) = \frac{c_k}{m}$ and as $f_1(x) = f_2(x)$ necessarily $c_1 = c_2 = c \in \{0, \dots, m\}$.

If $A_1 \neq \emptyset$, consider $\ell \in A_1$ and $x \in X_m^n$ such that $x_i = 1$ for all $i \in A_1$, $i \neq \ell$, and $x_j = 0$ for all $j \in B_1$, then $f_k(x) = x_\ell^{p_{\ell,k}} \odot \frac{c}{m}$. Setting $x_\ell = \frac{m-1}{m}$, we have that

$$f_k(x) = \left(\frac{m-1}{m}\right)^{p_{\ell,k}} \odot \frac{c}{m} = \max \left\{ 0, \frac{c}{m} - p_{\ell,k} \left(1 - \frac{m-1}{m}\right) \right\} = \max \left\{ 0, \frac{c - p_{\ell,k}}{m} \right\} = \frac{c - p_{\ell,k}}{m},$$

since $c \geq p_{\ell,k}$. Then $p_{\ell,1} = p_{\ell,2}$, and this holds for all $\ell \in A_1$. In a similar way we can prove that $q_{j,1} = q_{j,2}$ for all $j \in B_1$. \square

Before we show that any network function $F : X_m^n \rightarrow X_m^n$ can be transformed into a \odot -neg network function where we can trace the fixed points of F , we introduce a complexity measure that will estimate the size of the new \odot -neg network.

Definition 21. Given a function $f : X_m^n \rightarrow X_m$ written in terms of \odot and neg, we define by Algorithm 1 below a complexity measure called *depth*, denoted by $\mu(f)$. We also define the associated function \bar{f} depending on $\mu(f)$ new variables.

Algorithm 1 How to build μ and \bar{f}

Input: $f : X_m^n \rightarrow X_m$, written in terms of \odot and neg.

Output: $\mu(f)$ and a network function $(\bar{f}, \bar{f}_{u_1}, \dots, \bar{f}_{u_{\mu(f)}}) : X_m^{n+\mu(f)} \rightarrow X_m^{1+\mu(f)}$.

$\mu(f) \leftarrow 0$

$\bar{f}_0 \leftarrow f$

$k \leftarrow 1$

while there is an expression $\text{neg}(h)$, with h a \odot -neg function with two or more factors, in \bar{f}_{k-1}
added overline do

Add a new variable u_k

$\bar{f}_k \leftarrow$ the resulting function after replacing h in \bar{f}_{k-1} with the new variable u_k

$\bar{f}_{u_k} \leftarrow h$

$\mu(f) \leftarrow \mu(f) + 1$

$k \leftarrow k + 1$

end while

$\bar{f} \leftarrow \bar{f}_k$

Given a network function $F = (f_1, \dots, f_n) : X_m^n \rightarrow X_m^n$, apply the algorithm to every f_i , and we define $\mu(F) = \sum_{i=1}^n \mu(f_i)$. $\mu(F)$ gives an upper bound to the total amount of new variables one needs to add in order to write each F_i as a \odot -neg function as in Definition 17.

Remark 22. Algorithm 1 can be optimized, for example, by making a list of substitutions. A new variable is added only if the new substitution is not on the list.

Remark 23. For $f : X_m^n \rightarrow X_m$ and $1 \leq k \leq \mu(f)$, note that \bar{f}_{u_k} only depends on previously defined variables: $\bar{f}_{u_1} = \bar{f}_{u_1}(x_1, \dots, x_n)$, and $\bar{f}_{u_k} = \bar{f}_{u_k}(x_1, \dots, x_n, u_1, \dots, u_{k-1})$, for $2 \leq k$.

Example 24. If we go back to Motifs 2, 3 and 4 from § 2.3, we can transform each function into a \odot -neg function, by reproducing the steps in Algorithm 1.

Motif 2:

$$\begin{aligned} f_1 &= x_1 \oplus x_2 \oplus x_3^2 \\ &= \min \{1, x_1 + x_2 + \max\{0, 2x_3 - 1\}\} \\ &= \text{neg}(\text{neg}(x_1) \odot \text{neg}(x_2) \odot \text{neg}(x_3 \odot x_3)) \end{aligned} \quad \Rightarrow \quad \begin{aligned} \bar{f}_1 &= \text{neg}(u_2) \\ \bar{f}_{u_1} &= x_3 \odot x_3 \\ \bar{f}_{u_2} &= \text{neg}(x_1) \odot \text{neg}(x_2) \odot \text{neg}(u_1) \end{aligned}$$

Motif 3:

$$\begin{aligned} f_1 &= x_2 \oplus (x_1 \ominus x_3) \\ &= \min \{1, x_2 + \max\{0, x_1 - x_3\}\} \\ &= \text{neg}(\text{neg}(x_2) \odot \text{neg}(x_1 \odot \text{neg}(x_3))) \end{aligned} \quad \Rightarrow \quad \begin{aligned} \bar{f}_1 &= \text{neg}(u_2) \\ \bar{f}_{u_1} &= x_1 \odot \text{neg}(x_3) \\ \bar{f}_{u_2} &= \text{neg}(x_2) \odot \text{neg}(u_1) \end{aligned}$$

Motif 4:

$$\begin{aligned} f_\ell &= \bigoplus_{i \in A} w_i x_i \ominus \left(\bigoplus_{j \in B} w_j x_j \right) \\ &= \max \left\{ 0, \min \left\{ 1, \sum_{i \in A} w_i x_i \right\} - \min \left\{ 1, \sum_{j \in B} w_j x_j \right\} \right\} \\ &= \text{neg} \left(\odot_{i \in A} \text{neg}(x_i)^{w_i} \odot \left(\odot_{j \in B} \text{neg}(x_j)^{w_j} \right) \right) \end{aligned} \quad \begin{aligned} \bar{f}_\ell &= \text{neg}(u_1) \odot \odot_{j \in B} \text{neg}(x_j)^{w_j} \\ \bar{f}_{u_1} &= \odot_{i \in A} \text{neg}(x_i)^{w_i} \end{aligned}$$

In the three cases, the corresponding value of μ equals 2 and we can see that this is related to the number of alternations between maximum and minimum occurring in the functions.

Remark 25. Note that by items (ii) and (iii) in Proposition 4, consecutive \oplus (resp. \odot) operations can be replaced by a single minimum (resp. maximum). Thus, given any function $f : X_m^n \rightarrow X_m$, $\mu(f)$ measures the alternation of \oplus and \odot operations in the expression of f .

We could have written any function in terms of \oplus , neg and constant functions and proposed a similar algorithm to add a new variable for every negation of a sum. We chose \odot -neg functions instead of \oplus -neg ones to generalize [37].

Wiring diagrams of \odot -neg networks encode all the information that the network carries. The fixed points of the dynamical system obtained by iteration of F are in bijection with the fixed points of \bar{F} . Given $F : X_m^{n_1} \rightarrow X_m^{n_1}$ and the corresponding $\bar{F} : X_m^{n_2} \rightarrow X_m^{n_2}$ constructed as in Definition 21, call $x = (x_1, \dots, x_{n_1})$, we define the function $U : X_m^{n_1} \rightarrow X_m^{n_2 - n_1}$ in a recursive way (see Remark 23):

$$(16) \quad \begin{cases} U_1(x) = \bar{f}_{u_1}(x), \\ U_k(x) = \bar{f}_{u_k}(x, U_1(x), \dots, U_{k-1}(x)), \text{ for } 2 \leq k \leq n_2 - n_1. \end{cases}$$

Theorem 26. Given $F : X_m^{n_1} \rightarrow X_m^{n_1}$, the algorithm in Definition 21 constructs $\bar{F} : X_m^{n_2} \rightarrow X_m^{n_2}$ which consists of \odot -neg functions and the function $U : X_m^{n_1} \rightarrow X_m^{n_2 - n_1}$ as in (16), where $n_2 - n_1 \leq \mu(F)$. Moreover, the following diagram commutes:

$$(17) \quad \begin{array}{ccc} X_m^{n_1} & \xrightarrow{(Id, U)} & X_m^{n_2} \\ F \downarrow & & \downarrow \bar{F} \\ X_m^{n_1} & \xleftarrow{\pi(x,y)=x} & X_m^{n_2} \end{array}$$

and the fixed points of F are in bijection with the fixed points of \bar{F} via projection onto the first n_1 coordinates.

Before the proof we present a clarifying example.

Example 27. This example is based on Thomas and D'Ari [30, Chapter 4, §II]. Consider three genes $\mathcal{X}, \mathcal{Y}, \mathcal{Z}$ with respective products denoted by x, y, z . Gene \mathcal{X} is expressed constitutively (not regulated), gene \mathcal{Y} is expressed only in the absence of product x , and gene \mathcal{Z} is expressed provided product y or product z is present.

The Boolean logical relations proposed in [30] are

$$(x, y, z) \mapsto (1, \neg x, y \vee z),$$

with two steady states: $(1, 0, 0)$ and $(1, 0, 1)$. The authors argue that starting from the initial state $(0, 0, 0)$ if gene \mathcal{X} is turned on (e.g. immediately after infection by a virus) then gene \mathcal{Y} will be expressed until product x appears, switching it off. Gene \mathcal{Z} will be turned on only if y appears before x switches gene \mathcal{Y} off. Note that the order in which individual variables are updated does not change the steady states of the system.

This model is assumed to have three time delays t_x, t_y, t_z . If $t_x < t_y$, then $(0, 0, 0) \mapsto (1, 0, 0)$ and the system remains there as in the synchronous Boolean case.

When $t_x > t_y$ then $(0, 0, 0) \mapsto (0, 1, 0)$. If moreover $t_x > t_y + t_z$, then $(0, 1, 0) \mapsto (1, 1, 1) \mapsto (1, 0, 1)$ and the system remains at $(1, 0, 1)$. We propose instead the following *synchronous* modeling with $m = 3$. We assume that \mathcal{X} switches \mathcal{Y} off completely only if x is at level 1 (fully activated). We then consider the following network function $F = (f_x, f_y, f_z)$:

$$F : X_m^3 \rightarrow X_m^3, \quad F(x, y, z) = (x \oplus \frac{1}{3}, \text{neg}(x), y \oplus z).$$

The orbit of $(0, 0, 0)$ under F equals: $(0, 0, 0) \mapsto (\frac{1}{3}, 1, 0) \mapsto (\frac{2}{3}, \frac{2}{3}, 1) \mapsto (1, \frac{1}{3}, 1) \mapsto (1, 0, 1) \mapsto (1, 0, 1)$. So, $(1, 0, 1)$ is a fixed point and as \mathcal{X} is activated in three steps, \mathcal{Z} can be turned on even if \mathcal{Y} is eventually turned off. Note that $(1, 0, z_0)$ is a fixed point for any value z_0 of z .

To translate F to an \odot -neg function \overline{F} we need to add two variables u_1, u_2 . Thus, we have that $\overline{F} = (\overline{f}_x, \overline{f}_y, \overline{f}_z, \overline{f}_{u_1}, \overline{f}_{u_2}) : X_m^5 \rightarrow X_m^5$ is defined by

$$\begin{aligned} \overline{f}_x &= \text{neg}(u_1) \\ \overline{f}_y &= \text{neg}(x) \\ \overline{f}_z &= \text{neg}(u_2) \\ \overline{f}_{u_1} &= \text{neg}(x) \odot \frac{2}{3} \\ \overline{f}_{u_2} &= \text{neg}(y) \odot \text{neg}(z). \end{aligned}$$

Its fixed points are in bijection with those of F by projecting into the first 3 coordinates. Indeed, if $(x^*, y^*, z^*, u_1^*, u_2^*)$ is a fixed point of \overline{F} then

$$\begin{aligned} x^* &= \text{neg}(u_1^*) = \text{neg}\left(\text{neg}(x^*) \odot \frac{2}{3}\right) = x^* \oplus \frac{1}{3} = f_x(x^*, y^*, z^*), \\ y^* &= \text{neg}(x^*) = f_y(x^*, y^*, z^*), \\ z^* &= \text{neg}(u_2^*) = \text{neg}(\text{neg}(y^*) \odot \text{neg}(z^*)) = y^* \oplus z^* = f_z(x^*, y^*, z^*), \end{aligned}$$

and (x^*, y^*, z^*) is a fixed point of F . Reciprocally, if (x^*, y^*, z^*) is a fixed point of F , define $u_1^* = \text{neg}(x^*) \odot \frac{2}{3}$ and $u_2^* = \text{neg}(y^*) \odot \text{neg}(z^*)$ and it is straightforward to check that $(x^*, y^*, z^*, u_1^*, u_2^*)$ is a fixed point of \overline{F} .

Proof of Theorem 26. From Algorithm 1 and Definition 21 it is straightforward to check that $n_2 - n_1 \leq \mu(F)$. It is also immediate from the definition of \overline{F} and U that $\pi(\overline{F}(x, U(x))) = F(x)$ for any $x \in X^{n_1}$ and the diagram in (17) commutes.

Consider a fixed point x^* of F and define $u^* = U(x^*)$. Then, $\overline{f}_i(x^*, u^*) = \overline{f}_i(x^*, U(x^*)) = f_i(x^*) = x_i^*$ for $1 \leq i \leq n_1$, and $\overline{f}_i(x^*, u^*) = u_i^*$ for $1 \leq i \leq n_2 - n_1$ by definition of u^* . Thus, (x^*, u^*) is a fixed point of \overline{F} .

Conversely, if (x^*, u^*) is a fixed point of \overline{F} , by the recursive definition (16) of U we have that $u^* = U(x^*)$. Then, $F(x^*) = \pi(\overline{F}(x^*, U(x^*))) = \pi(\overline{F}(x^*, u^*)) = \pi(x^*, u^*) = x^*$. We conclude that x^* is a fixed point of F . \square

4. SIMPLIFYING THE FIXED POINT EQUATIONS

We propose in this section several reductions that can be applied to a multivalued network $F : X_m^n \rightarrow X_m^n$, and its \odot -neg corresponding network \overline{F} , that eventually produce a \odot -neg network $G : X_m^{n'} \rightarrow X_m^{n'}$ whose fixed points allow us to reconstruct immediately the fixed points of F . Usually $n' \ll n$, see for instance § 4.2 ($n = 19, n' = 4$) or § 6 ($n = 15, n' = 5$ in the worst scenario).

We first simplify the equations with the aid of some reductions that can be easily read from the algebraic expressions. We then transform the reduced network into a \odot -neg network, in which new variables are added to gain simplicity when dealing with minima and maxima imposed by the logical frameworks. We can then apply more network reductions to the \odot -neg network before dealing with the (usually small number of) fixed point equations.

4.1. Network reductions. Many network reductions can be done and they are proposed in [36] for AND-NOT Boolean networks. In our multivalued context, some of these reductions are still valid. Here we provide a list of reductions with the objective of reducing the complexity of the network. When using these reductions, the network will change but the fixed points will remain the same.

We say a variable is *pulled apart* when we replace x_i by the corresponding expression of f_i in every function f_j where x_i appears (for example, if $f_i = x_k, i \neq k$, we replace $x_i = x_k$ in every f_j for $j \neq i$) and both, x_i and f_i are no longer involved in the system of equations to be considered. We keep aside the equation $x_i = f_i$ to obtain the value of x_i at fixed point after the values of the other variables involved in f_i are obtained (see, for instance, § 4.2).

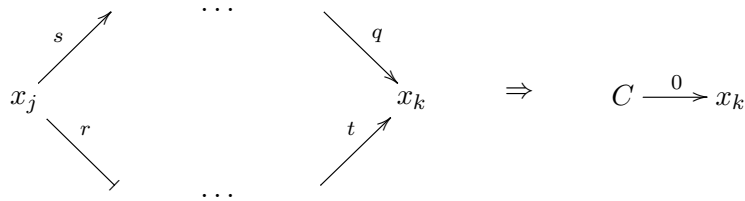
In the Boolean case, in [34], the author presents a list of reductions in such a way that the set of steady states of the reduced network and the original network are in bijection. The reductions presented here generalize the ones in [34]. After finding the fixed points of the smaller network, the fixed points of the original network are reconstructed using the information of the variables that had been pulled apart.

The first reductions we introduce are the following. In what follows w, w', w'' will denote (any/suitable) multivalued functions

- (i) If $f_i = c$ with $c \in X_m$, then x_i can be *pulled apart*.
- (ii) If $f_i = x_k$ or $f_i = \text{neg}(x_k)$ then x_i can be *pulled apart* and we can replace $x_i = x_k$ or $x_i = \text{neg}(x_k)$, respectively, in every other function.
- (iii) If $f_i = f_j$, then we can set $f_i = x_j$ and *pull apart* x_i .
- (iv) If x_i does not appear in any f_j then, x_i can be *pulled apart*.
- (v) For all x we have the identity $x \odot \text{neg}(x) = 0$ by (7). More precisely, if $f_i = x_k \odot \text{neg}(x_k) \odot w$, then we can replace $x_i = 0$, and x_i can be *pulled apart*.
- (vi) If $f_i = x_j \odot x_k \odot w$, and $f_j = \text{neg}(x_k) \odot w'$, then, at a fixed point, $f_i = x_k \odot \text{neg}(x_k) \odot w'' = 0$. Then, at a fixed point, $x_i = 0$ and x_i can be *pulled apart*.
- (vii) By Remark 12, we can replace any power $s > m$ by m .

Recall that there is a direct correspondence between the wiring diagram of a \odot -neg network and the network functions. We present in the following proposition a new reduction that can be easily detected from the wiring diagram of such a network.

Proposition 28. *Let $F : X_m^n \rightarrow X_m^n$ be a \odot -neg network. If the associated wiring diagram contains (at least) two directed paths ending at x_k and starting at the same node x_j , such that both paths have only positive arrows except for only one negative arrow leaving from x_j , then $x_k = 0$ for any steady state x .*



The proof of Proposition 28 is straightforward since at any steady state x we can eventually replace $f_k = x_j \odot \text{neg}(x_j) \odot w = 0$. For example, if $f_4(x) = x_1 \odot x_2 \odot x_4$, $f_3(x) = x_1$, $f_2(x) = \text{neg}(x_1)^2 \odot \text{neg}(x_3)$, and $f_1(x) = x_4^2$, then we have two directed paths from x_1 to x_4 and at a steady state x^* we can make the following replacements: $x_4^* = x_1^* \odot x_2^* \odot x_4^* = x_1^* \odot \text{neg}(x_1^*)^2 \odot \text{neg}(x_3^*) \odot x_4^* = 0$. Useful examples of the reductions above can be seen in the following sections.

Remark 29. Note that all the proposed reductions preserve the property of having a \odot -neg function.

Definition 30. We define the indegree $\text{indeg}(F)$ of an \odot -neg network function $F : X_m^n \rightarrow X_m$ as follows. F is represented by a digraph with nodes in the set $\{x_1, \dots, x_n, C\}$, and directed edges of the form $C \xrightarrow{c} x_j$, $x_i \xrightarrow{p} x_j$, $x_i \xrightarrow{q} \neg x_j$, for some $p, q \in \mathbb{N}$. We define $\text{indeg}(f_i) = \#\{\text{arrows arriving to } x_i\}$ and $\text{indeg}(F) = \max\{\text{indeg}(f_i)\}$.

Thus, the indegree measures the maximum number of variables on which any coordinate function f_i of F depend. For instance, if F is the function in Example 18, we have that $\text{indeg}(f_1) = \text{indeg}(f_3) = 2$, $\text{indeg}(f_2) = 1$ and $\text{indeg}(F) = 2$.

In the Boolean case, most of the reductions described in [36] do not increase the indegree. Applying any sequence of the reductions we introduced before in this section, we could reduce the number of variables and the computation of the fixed points of a \odot -neg network function F to the computation of the fixed points of any reduced \odot -neg function, that we denote by F_{red} , without increasing the indegree.

Proposition 31. Any sequence of the described reductions from a \odot -neg network function F to a network function F_{red} does not increase the indegree.

The proof of Proposition 31 is straightforward.

4.2. Example from Cell Collective: Mammalian Cell Cycle (1607). Here we generalize a Boolean network described in <https://cellcollective.org/#module/1607:1/mammalian-cell-cycle/1>, where there are many references to the use of this network. It models the transmembrane tyrosine kinase ERBB2 interaction network. The overexpression of this protein is an adverse prognostic marker in breast cancer, and occurs in almost 30% of the patients.

Using our reductions, we can reduce from 19 original variables to 4 variables and a constant. Yet, in one of the cases, the computation is too long to be done by hand and we used our implementation [15], that gives an immediate answer in this case

We call $c = \text{EGF}$, $x_1 = \text{ErbB1}$, $x_2 = \text{ERa}$, $x_3 = \text{CycE1}$, $x_4 = \text{CycD1}$, $x_5 = \text{CDK4}$, $x_6 = \text{ErbB3}$, $x_7 = \text{cMYC}$, $x_8 = \text{Akt1}$, $x_9 = \text{ErbB2}$, $x_{10} = \text{p21}$, $x_{11} = \text{ErbB1}_2$, $x_{12} = \text{ErbB1}_3$, $x_{13} = \text{IGF1R}$, $x_{14} = \text{p27}$, $x_{15} = \text{pRB}$, $x_{16} = \text{ErbB2}_3$, $x_{17} = \text{CDK6}$, $x_{18} = \text{CDK2}$, and $x_{19} = \text{MEK1}$. We translate the Boolean network to our setting by changing $\vee \rightsquigarrow \oplus$, $\wedge \rightsquigarrow \odot$ and $\neg \rightsquigarrow \text{neg}$ for any value of m :

$$\begin{array}{ll}
f_1 = c & f_{11} = x_1 \odot x_9 \\
f_2 = x_8 \oplus x_{19} & f_{12} = x_1 \odot x_6 \\
f_3 = x_7 & f_{13} = (x_8 \odot \text{neg}(x_{16})) \oplus (x_2 \odot \text{neg}(x_{16})) \\
f_4 = (x_2 \odot x_7 \odot x_{19}) \oplus (x_2 \odot x_7 \odot x_8) & f_{14} = x_2 \odot \text{neg}(x_5) \odot \text{neg}(x_7) \odot \text{neg}(x_8) \odot \text{neg}(x_{18}) \\
f_5 = x_4 \odot \text{neg}(x_{10}) \odot \text{neg}(x_{14}) & f_{15} = (x_5 \odot x_{17} \odot x_{18}) \oplus (x_5 \odot x_{17}) \\
f_6 = c & f_{16} = x_6 \odot x_9 \\
f_7 = x_2 \oplus x_8 \oplus x_{19} & f_{17} = x_4 \\
f_8 = x_1 \oplus x_{11} \oplus x_{12} \oplus x_{13} \oplus x_{16} & f_{18} = x_3 \odot \text{neg}(x_{10}) \odot \text{neg}(x_{14}) \\
f_9 = c & f_{19} = x_1 \oplus x_{11} \oplus x_{12} \oplus x_{13} \oplus x_{16}. \\
f_{10} = x_2 \odot \text{neg}(x_5) \odot \text{neg}(x_7) \odot \text{neg}(x_8) &
\end{array}$$

Following the reductions in § 4.1, we start by replacing $x_1 = x_6 = x_9 = c$, $x_3 = x_7$, $x_{17} = x_4$ and removing f_1, f_3, f_6, f_9 and f_{17} . As x_{15} is not involved in any equation, we set $x_{15} = (x_5 \odot x_{17} \odot x_{18}) \oplus (x_5 \odot x_{17})$ and remove f_{15} . We then make further reductions by replacing $x_{11} = x_{12} = x_{16} = c^2$, $x_{19} = x_8$ and removing f_{11}, f_{12}, f_{16} and f_{19} . Moreover, as $x_{10} = x_2 \odot \text{neg}(x_5) \odot \text{neg}(x_7) \odot \text{neg}(x_8)$ we can replace this expression in f_{14} . The outcomes of these two series of reductions are shown in the two columns below:

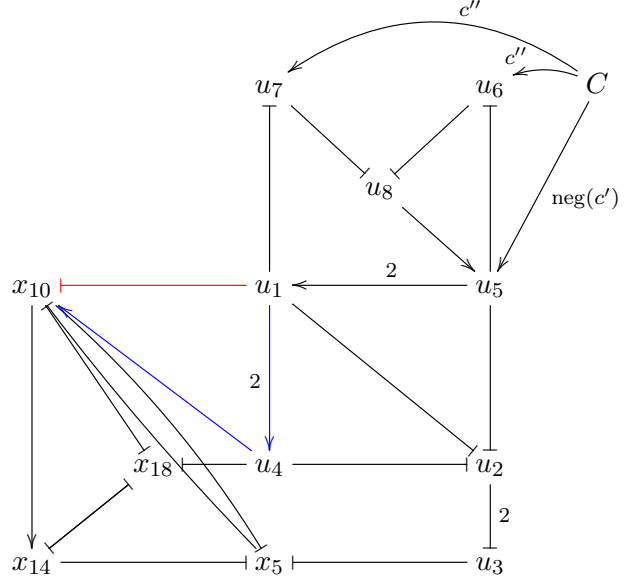
$$\begin{array}{ll}
f_2 = x_8 \oplus x_{19} & f_2 = x_8 \oplus x_8 \\
f_4 = (x_2 \odot x_7 \odot x_{19}) \oplus (x_2 \odot x_7 \odot x_8) & f_4 = (x_2 \odot x_7 \odot x_8) \oplus (x_2 \odot x_7 \odot x_8) \\
f_5 = x_4 \odot \text{neg}(x_{10}) \odot \text{neg}(x_{14}) & f_5 = x_4 \odot \text{neg}(x_{10}) \odot \text{neg}(x_{14}) \\
f_7 = x_2 \oplus x_8 \oplus x_{19} & f_7 = x_2 \oplus x_8 \oplus x_8 \\
f_8 = x_{11} \oplus x_{12} \oplus x_{13} \oplus x_{16} \oplus c & \rightsquigarrow f_8 = x_{13} \oplus c \oplus c^2 \oplus c^2 \oplus c^2 \\
f_{10} = x_2 \odot \text{neg}(x_5) \odot \text{neg}(x_7) \odot \text{neg}(x_8) & f_{10} = x_2 \odot \text{neg}(x_5) \odot \text{neg}(x_7) \odot \text{neg}(x_8) \\
f_{11} = c^2 & f_{13} = (x_8 \odot \text{neg}(c^2)) \oplus (x_2 \odot \text{neg}(c^2)) \\
f_{12} = c^2 & f_{14} = x_{10} \odot \text{neg}(x_{18}) \\
f_{13} = (x_8 \odot \text{neg}(x_{16})) \oplus (x_2 \odot \text{neg}(x_{16})) & f_{18} = x_7 \odot \text{neg}(x_{10}) \odot \text{neg}(x_{14}). \\
f_{14} = x_{10} \odot \text{neg}(x_{18}) & \\
f_{16} = c^2 & \\
f_{18} = x_7 \odot \text{neg}(x_{10}) \odot \text{neg}(x_{14}) & \\
f_{19} = x_{11} \oplus x_{12} \oplus x_{13} \oplus x_{16} \oplus c &
\end{array}$$

We get the following \odot -neg network function, where we call $c' = c \oplus c^2 \oplus c^2 \oplus c^2$ and $c'' = \text{neg}(c^2)$:

$$\begin{array}{ll}
\bar{f}_2 = \text{neg}(u_1) & \bar{f}_{u_1} = \text{neg}(x_8)^2 \\
\bar{f}_4 = \text{neg}(u_3) & \bar{f}_{u_2} = x_2 \odot x_7 \odot x_8 \\
\bar{f}_5 = x_4 \odot \text{neg}(x_{10}) \odot \text{neg}(x_{14}) & \bar{f}_{u_3} = \text{neg}(u_2)^2 \\
\bar{f}_7 = \text{neg}(u_4) & \bar{f}_{u_4} = u_1 \odot \text{neg}(x_2) \\
\bar{f}_8 = \text{neg}(u_5) & \bar{f}_{u_5} = \text{neg}(x_{13}) \odot \text{neg}(c') \\
\bar{f}_{10} = x_2 \odot \text{neg}(x_5) \odot \text{neg}(x_7) \odot \text{neg}(x_8) & \bar{f}_{u_6} = x_8 \odot c'' \\
\bar{f}_{13} = \text{neg}(u_8) & \bar{f}_{u_7} = x_2 \odot c'' \\
\bar{f}_{14} = x_{10} \odot \text{neg}(x_{18}) & \bar{f}_{u_8} = \text{neg}(u_6) \odot \text{neg}(u_7). \\
\bar{f}_{18} = x_7 \odot \text{neg}(x_{10}) \odot \text{neg}(x_{14}) &
\end{array}$$

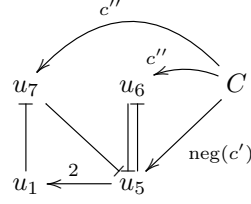
Again following the reductions in § 4.1, we replace $x_2 = \text{neg}(u_1)$, $x_4 = \text{neg}(u_3)$, $x_7 = \text{neg}(u_4)$, $x_8 = \text{neg}(u_5)$, $x_{13} = \text{neg}(u_8)$, and remove $\bar{f}_2, \bar{f}_4, \bar{f}_7, \bar{f}_8, \bar{f}_{13}$. We call g_i the functions obtained after applying the reductions to \bar{f}_i .

$$\begin{array}{l}
g_5 = \text{neg}(x_{10}) \odot \text{neg}(x_{14}) \odot \text{neg}(u_3) \\
g_{10} = \text{neg}(x_5) \odot \text{neg}(u_1) \odot u_4 \odot u_5 \\
g_{14} = x_{10} \odot \text{neg}(x_{18}) \\
g_{18} = \text{neg}(x_{10}) \odot \text{neg}(x_{14}) \odot \text{neg}(u_4) \\
g_{u_1} = u_5^2 \\
g_{u_2} = \text{neg}(u_1) \odot \text{neg}(u_4) \odot \text{neg}(u_5) \\
g_{u_3} = \text{neg}(u_2)^2 \\
g_{u_4} = u_1^2 \\
g_{u_5} = u_8 \odot \text{neg}(c') \\
g_{u_6} = \text{neg}(u_5) \odot c'' \\
g_{u_7} = \text{neg}(u_1) \odot c'' \\
g_{u_8} = \text{neg}(u_6) \odot \text{neg}(u_7).
\end{array}$$



In order to further reduce the fixed point equations, we now apply the reduction in Proposition 28 to node 10 with the aid of the arrows depicted with red and blue in the network digraph on the right. We then get $x_{10} = 0$ and by replacing this information in g_{14} we also get $x_{14} = 0$. We make the corresponding replacements and then remove g_{10} and g_{14} . We further replace $x_5 = \text{neg}(u_3)$ and $x_{18} = \text{neg}(u_4)$, and remove g_5 and g_{18} . As u_3 is not involved in any of the remaining equations, we set $u_3 = \text{neg}(u_2)^2$ and remove g_{u_3} . With the same reasoning, we replace $u_2 = \text{neg}(u_1) \odot \text{neg}(u_4) \odot \text{neg}(u_5)$ and remove g_{u_2} , and $u_4 = u_1^2$ and remove g_{u_4} . We can moreover replace $u_8 = \text{neg}(u_6) \odot \text{neg}(u_7)$ and remove g_{u_8} . Call h_i the functions obtained after applying the proposed reductions:

$$(18) \quad \begin{aligned} h_{u_1} &= u_5^2 \\ h_{u_5} &= \text{neg}(u_6) \odot \text{neg}(u_7) \odot \text{neg}(c') \\ h_{u_6} &= \text{neg}(u_5) \odot c'' \\ h_{u_7} &= \text{neg}(u_1) \odot c'' \end{aligned}$$



We will refer to system (18) as the *reduced system*.

So far we have $x_1 = x_6 = x_9 = c$, $x_2 = \text{neg}(u_1)$, $x_4 = x_5 = x_{17} = \text{neg}(u_3)$, $x_3 = x_7 = x_{18} = \text{neg}(u_4)$, $x_8 = x_{19} = \text{neg}(u_5)$, $x_{10} = x_{14} = 0$, $x_{11} = x_{12} = x_{16} = c^2$, $x_{13} = \text{neg}(u_8)$, $x_{15} = (x_{18} \odot x_5 \odot x_{17}) \oplus (x_5 \odot x_{17})$, and $u_2 = \text{neg}(u_1) \odot \text{neg}(u_4) \odot \text{neg}(u_5)$, $u_3 = \text{neg}(u_2)^2$, $u_4 = u_1^2$, and $u_8 = \text{neg}(u_6) \odot \text{neg}(u_7)$.

Note that $c^2 = \max\{0, 2c - 1\}$. Then,

- If $c \leq \frac{1}{2}$, then $c^2 = 0$ and $c' = c$, $c'' = 1$. We obtain then $u_6 = \text{neg}(u_5)$, $u_7 = \text{neg}(u_1)$ and we can remove h_{u_6} and h_{u_7} and get $h_{u_1} = u_5^2$, $h_{u_5} = u_5 \odot u_1 \odot \text{neg}(c)$.

By going one step further and replacing $u_1 = u_5^2$ we are left with only one fixed point equation:

$$u_5 = u_5^3 \odot \text{neg}(c).$$

- If $u_5 \leq \frac{2}{3}$, then $u_5^3 = 0$ and then necessarily $u_5 = 0$. This gives the following fixed point:

$$x_1 = x_6 = x_9 = c, \quad x_{10} = x_{11} = x_{12} = x_{14} = x_{16} = 0,$$

$$x_2 = x_3 = x_4 = x_5 = x_7 = x_8 = x_{13} = x_{15} = x_{17} = x_{18} = x_{19} = 1.$$

- If $u_5 > \frac{2}{3}$ then $u_5 = \max\{0, 3u_5 + (1 - c) - 3\} = 3u_5 + (1 - c) - 3$
 $\Leftrightarrow 2u_5 = 2 + c \Leftrightarrow u_5 = 1 + \frac{c}{2}$. This can only happen if $u_5 = 1$ and $c = 0$, and then, $c' = 0$, $c'' = 1$, and by substitution we obtain $x_i = 0$ for $i \in \{1, \dots, 19\}$.

- If $c > \frac{1}{2}$, then $c^2 = 2c - 1$ and $c' = \min\{1, 7c - 3\}$.
 - If moreover $c \geq \frac{4}{7}$, then $c' = 1$, $\text{neg}(c') = 0$ and this gives $u_5 = 0$. We deduce then $u_1 = 0$, $u_6 = u_7 = c'' = \text{neg}(c^2) = 2 - 2c$ and $u_8 = c^4 = \max\{0, 4c - 3\}$. By replacing these values we obtain the unique fixed point:

$$x_1 = x_6 = x_9 = c, \quad x_{11} = x_{12} = x_{16} = 2c - 1, \quad x_{13} = \text{neg}(c^4), \quad x_{10} = x_{14} = 0,$$

$$x_2 = x_3 = x_4 = x_5 = x_7 = x_8 = x_{15} = x_{17} = x_{18} = x_{19} = 1.$$

- If $c \in (\frac{1}{2}, \frac{4}{7})$, then $0 < c^2 = 2c - 1 < \frac{1}{7}$ and $c'' = \text{neg}(c^2) = 2(1 - c)$. It is easy to check that $u_1 = u_5 = 0$, $u_6 = u_7 = 2(1 - c)$ is a fixed point of the reduced system and, by replacing, we obtain:

$$x_1 = x_6 = x_9 = c, \quad x_{11} = x_{12} = x_{16} = 2c - 1, \quad x_{10} = x_{14} = 0,$$

$$x_2 = x_3 = x_4 = x_5 = x_7 = x_8 = x_{13} = x_{15} = x_{17} = x_{18} = x_{19} = 1.$$

Indeed, we checked that is the unique fixed point in two cases. With $m = 9$ and $c = 5/9$ (and so $c' = c'' = 8/9$), and with $m = 13$ and $c = 7/13$ (and $c' = 10/13$, $c'' = 12/13$), using the implementation by A. Galarza Rial [15]. In this not so big example, these computations are heavy to be made by hand.

We will explain in the next section how to systematically compute the fixed points.

5. COMPUTING FIXED POINTS

Given $X_m = \{0, \frac{1}{m}, \dots, \frac{m-1}{m}, 1\}$ with $m \geq 1$ arbitrary, and a multivalued network F over X_m , we will now focus on effectively finding the fixed points of the system. Our first step is presented in Theorem 32 that gives a unique representation of a \odot -neg function in terms of linear forms. Algorithm 2 is the basis for our implementation. We show in Lemma 34 how it is simplified in the Boolean case. Theorem 36 gives conditions for the fixed points to be easily computable.

Theorem 32. Any \odot -neg network function $F = (f_1, \dots, f_n) : X_m^n \rightarrow X_m^n$ can be written in a unique way where either a coordinate function $f_i = 0$ or otherwise

$$(19) \quad f_i = \max\{0, \ell_i(x)\},$$

where ℓ_i are linear functions of the form:

$$(20) \quad \begin{aligned} \ell_i(x) &= \ell'_i(x) + \frac{c_i^*}{m}, \quad \frac{c_i^*}{m} \in \mathbb{Q}_{\leq 1}, \\ \ell'_i(x) &= \sum_{j \in A_i} p_{ij}x_j - \sum_{j \in B_i} q_{ij}x_j, \quad \text{and} \quad \frac{c_i^*}{m} = \frac{c_i}{m} - \sum_{j \in A_i} p_{ij}, \end{aligned}$$

with $\frac{c_i}{m} \in X_m$, p_{ij}, q_{ij} integers in $\{1, \dots, c_i\}$ and $A_i \cap B_i = \emptyset$.

Proof. We know from Proposition 19 and Theorem 20 that any nonzero \odot -neg function f_i can be uniquely written as

$$(21) \quad f_i = \bigodot_{j \in A_i} x_j^{p_{ij}} \odot \bigodot_{j \in B_i} (\text{neg}(x_j))^{q_{ij}} \odot \frac{c_i}{m}, \quad A_i, B_i \subseteq \{1, \dots, n\}, \quad A_i \cap B_i = \emptyset,$$

with $\frac{c_i}{m} \in X_m$, p_{ij}, q_{ij} integers in $\{1, \dots, c_i\}$ and $A_i \cap B_i = \emptyset$.

Now, from item (ii) in Proposition 4 we deduce Equation (19) with

$$\begin{aligned} \ell_i(x) &= \sum_{j \in A_i} p_{ij}x_j + \sum_{j \in B_i} q_{ij}(1 - x_j) + \frac{c_i}{m} - \left(\sum_{j \in A_i} p_{ij} + \sum_{j \in B_i} q_{ij} + 1 - 1 \right) \\ &= \sum_{j \in A_i} p_{ij}x_j - \sum_{j \in B_i} q_{ij}x_j + \frac{c_i}{m} - \sum_{j \in A_i} p_{ij}. \end{aligned}$$

As $\frac{c_i}{m} \in X_m$ and $\sum_{j \in A_i} p_{ij} \in \mathbb{Z}_{\geq 0}$ we deduce that $\frac{c_i^*}{m} \in \mathbb{Q}_{\leq 1}$, which is what we wanted to prove. \square

Reciprocally:

Lemma 33. Any linear function of the form $\ell = \sum_{j \in A} p_j x_j - \sum_{j \in B} q_j x_j + (\frac{c}{m} - \sum_{j \in A} p_j)$, with $p_j, q_j \in \mathbb{Z}_{\geq 0}$ and $\frac{c}{m} \in X_m$, defines a \odot -neg function f .

Proof. It is enough to consider the function $f = \bigodot_{j \in A} x_j^{p_j} \odot \bigodot_{j \in B} (\text{neg}(x_j))^{q_j} \odot \frac{c}{m}$. \square

We deduce from Theorem 32 the validity of Algorithm 2 below to compute the fixed points of any (\odot -neg)-network function $F : X_m^n \rightarrow X_m^n$.

First, let J be the set of indices i for which $f_i = \ell_i$ consists of a constant, a single variable or its negation. Of course for each of these linear functions we can write them as $\max\{0, \ell_i(x)\}$, but this would introduce unnecessary branchings in the computations. When J is non-empty, we can apply reductions (i) and (ii) in § 4.1 and pull apart the variables with indices in J . Note that if we start with an \odot -neg function, we obtain a reduced function $f_{red} : X_m^{n-|J|} \rightarrow X_m^{n-|J|}$ that is also of this form. Then, the number of regions to consider in Step 1 of the following Algorithm 2 is $2^{n-|J|}$. The linear systems to be solved in Step 2 of the Algorithm have also at most $n - |J|$ variables. In Step 3, we also add the values of the variables with indices in J to output the fixed points. To alleviate the notation, we assume that $J = \emptyset$ but the input of Algorithm 2 should be the reduced function f_{red} and not f .

Algorithm 2 We compute the fixed points of a \odot -neg network with at least one \odot operation in each f_i .

Input: A \odot -neg network $F = (f_1, \dots, f_n) : X_m^n \rightarrow X_m^n$, with $f_i = \max\{0, \ell_i(x)\}$ as in (19).

Output: The fixed points of F .

Step 1: For each $I \subseteq \{1, \dots, n\}$ consider the region $\mathcal{R}_I = \left\{ \begin{array}{l} \ell_i(x) \geq 0 \quad i \in I \\ \ell_j(x) \leq 0 \quad j \notin I \end{array} \right\}$.

Step 2: Solve the linear system $\left\{ \begin{array}{l} \ell_i(x) = x_i \quad i \in I \\ 0 = x_j \quad j \notin I \end{array} \right.$. In case there is a single (necessarily rational) solution, check if $x \in X_m^n$ and then check if $\ell_j(x) \leq 0$ for all $j \notin I$. If this is satisfied, then x is a fixed point of F in \mathcal{R}_I .

Step 3: In case the linear system has infinitely many rational solutions, change the variables to $y_i = mx_i$: multiply by m the constants $\frac{c_i}{m}$ to translate the linear forms $\ell_i - x_i, \ell_j$ to integer linear forms $\bar{\ell}_i(y) - y_i, \bar{\ell}_j$ and find the lattice points in the rational polytope

$$P_I = \{\bar{\ell}_i(y) - y_i = 0, i \in I, y_j = 0, j \notin I, 0 \leq y_i \leq m, i \in I, \bar{\ell}_j(y) \leq 0, j \notin I\}.$$

Translate back the solutions to solutions $x \in X_m^n$.

Algorithm 2 is greatly simplified in the Boolean case $m = 1$. Computing the fixed points is restricted to the verification of the set inclusions/emptiness described in the following lemma, which is straightforward to prove. Again, as in the general case, we assume reduction (i) in § 4.1 has been applied and that the corresponding variables have been pulled apart.

Lemma 34. Let $F = (f_1, \dots, f_n) : X_1^n \rightarrow X_1^n$ be a \odot -neg (AND-NOT) Boolean network function with $f_i = \bigodot_{j \in A_i} x_j \odot \bigodot_{j \in B_i} \text{neg}(x_j)$, with $A_i \cap B_i = \emptyset$ disjoint subsets of $\{1, \dots, n\}$. Given $x \in X_m^n$, set

$$A(x), B(x) \subseteq \{1, \dots, n\}, A(x) = \{j : x_j = 1\}, B(x) = \{j : x_j = 0\}.$$

Then, the following statements are equivalent:

- a) x is a fixed point of F .
- b) For any index i ,
 - if $i \in A(x)$ it holds that $A_i \subset A(x)$ and $B_i \cap A(x) = \emptyset$,
 - if $i \in B(x)$ it holds that $B(x) \cap A_i \neq \emptyset$ or $A(x) \cap B_i \neq \emptyset$.

Now, going back to Algorithm 2, how does one algorithmically find all the lattice points in rational polytopes? A good implementation of Barvinok's algorithm mentioned in the Introduction was provided in the free software Latte [18], explained in the paper [12] (now available in SageMath). We used the free implementation in [4], explained in the report [39] that counts the lattice points and also provides them explicitly.

Note that for any $m \geq 1$ there are at most $2^{n-|J|}$ regions \mathcal{R}_I (independently of m), while the exhaustive search of fixed points requires $(m+1)^n$ initial states. Moreover, the computations are parallelizable for different I and further simplifications and improvements in the tree of computations might be certainly done in particular instances.

The best possible case is when the square linear systems in Step 2 have a unique solution (necessarily rational). In this case, solving each system has complexity of order $O(|I|^3)$ and we then check if its solution lies in X_m^n . We give in Theorem 36 below an easy general condition under which this happens. We remark however that when the rank is not maximum, the complexity of Step 2 might raise (up to the order of $(m+1)^n$).

Definition 35. Consider an \odot -neg network function $F = (f_1, \dots, f_n)$ with at least one \odot operation in each f_i , let ℓ_1, \dots, ℓ_n the associated linear functions as in the statement of Theorem 32. Given $I \subseteq \{1, \dots, n\}$ of cardinality s we denote by M_I the $s \times s$ matrix with both rows and columns indicated by I and with entries:

$$(22) \quad (M_I)_{ij} = \begin{cases} \ell_{ii} - 1 & \text{if } i = j, \\ \ell_{ij} & \text{if } i \neq j \end{cases}$$

Theorem 36. Given a \ominus -neg network defined by (f_1, \dots, f_n) . Let $J \subset \{1, \dots, n\}$ denote the set of indices i for which f_i has no \ominus operations. If for $I \subseteq \{1, \dots, n\}$ with $I \subset J^c$, the matrix M_I defined in (22) satisfies $\det(M_I) \neq 0$, then there is at most one fixed point in the region \mathcal{R}_I .

The proof of Theorem 36 is immediate as M_I is the matrix of the linear system $\begin{cases} \ell_i(x) = x_i & i \in I \\ 0 = x_j & j \notin I \end{cases}$. The following corollary is also immediate.

Corollary 37. Let $L' \in \mathbb{Z}^{n \times n}$ be the matrix of coefficients of the linear forms ℓ'_1, \dots, ℓ'_n as in Theorem 32 and Id_n be the $n \times n$ identity matrix. If $\det(L' - Id_n) \neq 0$ then there exists at most a single fixed point with all nonzero coordinates.

We end this section showing how to compute the fixed points using our app [15].

Example 38. We consider again the biological example in § 4.2, in the case of $m = 9$, $c = 5/9$, $c' = c'' = 8/9$. The reduced system (18) has four variables (ordered u_1, u_5, u_6, u_7). It can be written as:

$$\begin{aligned} h_{u_1} &= \max\{0, 2u_5 - 1\} \\ h_{u_5} &= \max\{0, -u_6 - u_7 + 1/9\} \\ h_{u_6} &= \max\{0, -u_5 + 8/9\} \\ h_{u_7} &= \max\{0, -u_1 + 8/9\} \end{aligned}$$

After installing our app *Fixed points of MV networks* from the github repository [15], input the coefficients of the linear forms in each function, multiplying *only* the constant terms by m , to get the output as in Figure 3. Of course, there is a lot of room to improve this implementation.

Fixed points of MV networks

Enter Integer m:
9

Enter number of rows
4

Matrix:

	1	2	3	4	5
1	0	2	0	0	-1
2	0	0	-1	-1	1/9
3	0	-1	0	0	8/9
4	-1	0	0	0	8/9

Submit

There is 1 solution: (0, 0, 8/9, 8/9)

Help

FIGURE 3. Screenshot of the app [15]

6. APPLICATION TO THE MODEL FOR DENITRIFICATION IN PSEUDOMONAS AERUGINOSA

Denitrification is a process mediated by bacteria that converts nitrogen compounds into gaseous forms. It is a final step in the nitrogen cycle and is important for recycling nitrogen. In [1] the authors try to unveil the environmental factors that contribute to the greenhouse gas N_2O accumulation, especially in Lake Erie (Laurentian Great Lakes, USA). Their model predicts the long-term behavior of the denitrification pathway and involves molecules (O_2 , PO_4 , NO_3 , NO_2 , NO , N_2O , N_2), proteins ($PhoRB$, $PhoPQ$, $PmrA$, Anr , Dnr , $NarXL$, $NirQ$) and genes (nar , nir , nor , nos). The process in *P. aeruginosa* is described by three Boolean external parameters (O_2 , PO_4 , NO_3), four Boolean variables ($PhoRB$, $PhoPQ$, $PmrA$, Anr), and eleven ternary variables ($NarXL$, Dnr , $NirQ$, nar , nir , nor , nos , NO_2 , NO , N_2O , N_2). In our setting, we assume that they take three values (in X_2). The corresponding update rules in [1] are:

$$\begin{aligned} f_{PhoRB} &= \text{neg}(PO_4), & f_{NarXL} &= \min\{Anr, NO_3\}, & f_{NO} &= \min\{NO_2, nir\}, \\ f_{PhoPQ} &= PhoRB, & f_{nir} &= \max\{NirQ, \min\{Dnr, NO\}\}, & f_{N_2O} &= \min\{NO, nor\}, \\ f_{PmrA} &= \text{neg}(PhoPQ), & f_{nor} &= \max\{NirQ, \min\{Dnr, NO\}\}, & f_{N_2} &= \min\{N_2O, nos\}, \\ f_{Anr} &= \text{neg}(O_2), & f_{nos} &= \min\{Dnr, NO\}. \end{aligned}$$

As we pointed out in our Introduction, they cannot accurately express four variables (Dnr , $NirQ$, nar and NO_2) using *only* the operators MAX, MIN and NOT (indicated with a $*$ in [1, Table 3]), and are then forced to show all the possible values in supplementary tables. From the transition tables of each of the 15 variables, they build a polynomial dynamical system and compute the fixed points of the system (with a software based on Gröbner basis computations) under the environmental conditions of interest that emerge after fixing the values of the external parameters.

To further show the strength of the tools we developed in this paper, we implemented their model in our setting. We can translate the functions shown above to operations with \odot and \oplus using Proposition 4. For the remaining functions, f_{Dnr} , f_{NirQ} , f_{nar} and f_{NO_2} , we considered the supplementary tables in [1] without the smoothing process since the fixed points are not changed (see Lemma 15). For instance, the values for $NirQ$ are shown in Figure 4. We can see that the fourth transition ($NarXL = 1, Dnr = 0$) $\mapsto NirQ = \frac{1}{2}$ does not agree with the function $\max\{NarXL, Dnr\}$ in [1]. However, we can represent any multivalued function in our framework. There is always a standard alternative to do this by building the interpolation function in Theorem 11. In this case, there is a much better alternative: find a more intuitive and simple expression where Dnr is an activator and $NarXL$ is a mild activator (see Motifs 1 and 4 in § 2.3). See Figure 4.

NarXL	Dnr	NirQ
0	0	0
0	1/2	1/2
0	1	1
1	0	1/2
1	1/2	1
1	1	1

Update rule in [1]: $* \max\{NarXL, Dnr\}$. The value $\frac{1}{2}$ at $(0, 1)$ in the fourth row is not obtained with this expression.

Interpolation expression:

$$\begin{aligned} f_{NirQ} &= \frac{1}{2} \odot \text{neg}(NarXL)^2 \odot \text{neg}(\text{neg}(Dnr) \odot \frac{1}{2})^2 \odot \text{neg}(Dnr \odot \frac{1}{2})^2 \\ &\oplus \text{neg}(NarXL)^2 \odot Dnr^2 \\ &\oplus \frac{1}{2} \odot NarXL^2 \odot \text{neg}(Dnr)^2 \\ &\oplus NarXL^2 \odot \text{neg}(\text{neg}(Dnr) \odot \frac{1}{2})^2 \odot \text{neg}(Dnr \odot \frac{1}{2})^2 \\ &\oplus NarXL^2 \odot Dnr^2. \end{aligned}$$

Simpler expression: $f_{NirQ} = (NarXL \ominus \frac{1}{2}) \oplus Dnr$.

FIGURE 4. $NirQ$ update rule. The table on the left is the multivalued non-smooth version of S3 Table in [1]. On the right: the update rule approximation shown in [1]; the update rule obtained by interpolation from the table according to Theorem 11; and the expression obtained by considering Dnr as an activator and $NarXL$ as a mild activator. The last two expressions coincide with the values in the table.

We can represent $f_{NirQ} = (NarXL \ominus \frac{1}{2}) \oplus Dnr$, $f_{Dnr} = (Anr \ominus \frac{1}{2}) \oplus (\text{neg}(PmrA) \odot Anr \odot NarXL)$, and $f_{NO_2} = NO_3 \odot nar$ which have intuitive interpretations.

In our setting, we fix the value of m for all functions in the network. In this model, most variables take three values, corresponding to the choice $m = 2$. Their Boolean variables can be reduced to three. Instead of assigning them arbitrarily values in $X_m = \{0, \frac{1}{2}, 1\}$, for instance, the values 0 or 1, it is more reasonable in our setting to consider the 8 different resulting models in the reminder 3-valued variables, for each of the possible values of the Boolean variables.

We then set the values of each Boolean external parameter (O_2, PO_4, NO_3) and study the corresponding fixed points of each of the eight possible systems separately. We expand on the details below. The two relevant conditions for denitrification with low O_2 are: $O_2 = PO_4 = 0, NO_3 = 1$ (considered “the perfect condition for denitrification”) and $O_2 = 0, PO_4 = NO_3 = 1$ (the denitrification condition disrupted by PO_4 availability). There are other two conditions with low O_2 that the authors in [1] disregard because they are less likely in fresh-waters: $O_2 = PO_4 = NO_3 = 0$, and $O_2 = NO_3 = 0, PO_4 = 1$, but nonetheless we computed the fixed points in our setting since they are easy to find. We also address the remaining conditions, with high O_2 (the “aerobic conditions”). The fixed points we computed in all cases coincide with those found in [1]. As remarked before, it is not necessary to implement the continuous versions of the update functions since the fixed points are not changed.

As we mentioned, we translated the MIN/MAX functions in [1, Table 3] using Proposition 4. For those variables the authors could not explain with MIN/MAX expressions, we represent exactly the update function presented in the supplementary tables in [1] (without the smoothing process) with the following expressions over X_2 :

$$\begin{aligned} f_{NirQ} &= (NarXL \oplus \frac{1}{2}) \oplus Dnr, \\ f_{Dnr} &= (Anr \oplus \frac{1}{2}) \oplus (\text{neg}(PmrA) \odot Anr \odot NarXL), \\ f_{NO_2} &= NO_3 \odot nar, \\ f_{nar} &= \left[(NarXL \oplus \frac{1}{2})^2 \odot (Dnr \oplus \frac{1}{2})^2 \odot (NO \oplus \frac{1}{2})^2 \right] \oplus \\ &\quad \oplus \left[\frac{1}{2} \odot (NarXL \oplus (Dnr^2 \odot NO^2)) \right]. \end{aligned}$$

We then set the values of each Boolean external parameter (O_2, PO_4, NO_3) and obtain eight different systems. For each of them we compute the fixed points. The condition with low O_2 , low PO_4 and high NO_3 ($O_2 = PO_4 = 0, NO_3 = 1$) is considered in [1] “the perfect condition for denitrification”. The condition with low O_2 , high PO_4 and high NO_3 (i.e. $O_2 = 0, PO_4 = NO_3 = 1$) corresponds to the denitrification condition disrupted by PO_4 availability. There are two conditions that they disregard because they are less likely in fresh-waters: low O_2 , low PO_4 and low NO_3 ($O_2 = PO_4 = NO_3 = 0$), and low O_2 , high PO_4 and low NO_3 ($O_2 = NO_3 = 0, PO_4 = 1$), but as the fixed points can be computed easily in our setting (and are unique in each case) we show them in Table 1. The remaining conditions are considered as “aerobic conditions” and their fixed points (which are unique for each case) are also immediate to obtain and are shown in Table 1.

External parameters			Steady State														
O_2	PO_4	NO_3	PhoRB	PhoPQ	PmrA	Anr	NarXL	Dnr	NirQ	nar	nir	nor	nos	NO_2	NO	N_2O	N_2
0	0	0	1	1	0	1	0	$\frac{1}{2}$	$\frac{1}{2}$	0	$\frac{1}{2}$	$\frac{1}{2}$	0	0	0	0	0
0	1	0	0	0	1	1	0	$\frac{1}{2}$	$\frac{1}{2}$	0	$\frac{1}{2}$	$\frac{1}{2}$	0	0	0	0	0
1	0	0	1	1	0	0	0	0	0	0	0	0	0	0	0	0	0
1	0	1	1	1	0	0	0	0	0	0	0	0	0	0	0	0	0
1	1	0	0	0	1	0	0	0	0	0	0	0	0	0	0	0	0
1	1	1	0	0	1	0	0	0	0	0	0	0	0	0	0	0	0

TABLE 1. Steady states under the environmental conditions determined by the external parameters. The first two conditions are disregarded in [1] because they are not biologically relevant. The last four cases (the “aerobic conditions”) coincide with [1, Fig. 2].

For the two cases of interest $O_2 = 0, PO_4 = 0, NO_3 = 1$ (“the perfect condition for denitrification”) and $O_2 = 0, PO_4 = 1, NO_3 = 1$ (“the denitrification condition disrupted by PO_4 availability”) we built

the \odot -neg system in Theorem 26 by adding 20 new variables. We apply the reductions in § 4.1 and obtain, in each case, reduced systems for the fixed points.

The case $O_2 = 0$, $PO_4 = 1$, $NO_3 = 1$ renders a system of three equations in three variables which has a unique solution and determines the fixed point:

PhoRB	PhoPQ	PmrA	Anr	NarXL	Dnr	NirQ	nar	nir	nor	nos	NO_2	NO	N_2O	N_2
1	1	0	1	1	1	1	1	1	1	1	1	1	1	1

The case $O_2 = 0$, $PO_4 = 0$, $NO_3 = 1$ gives rise to a system of five equations in five variables which has a unique solution and determines the fixed point:

PhoRB	PhoPQ	PmrA	Anr	NarXL	Dnr	NirQ	nar	nir	nor	nos	NO_2	NO	N_2O	N_2
0	0	1	1	1	$\frac{1}{2}$	1	1	1	1	$\frac{1}{2}$	1	1	1	$\frac{1}{2}$

All the fixed points we obtain coincide with the fixed points obtained in [1]. We have also implemented their model using the interpolating functions in Theorem 11 for f_{Dnr} , f_{NirQ} , f_{nar} and f_{NO_2} , and computed the fixed points of each of the eight systems determined by fixing the values of the external parameters. The steady states in Table 1 were obtained straightforwardly. We used the implementation [15] (without considering any network reductions) for the remaining two cases.

7. DISCUSSION

Discrete-time- and discrete-space models, such as the multivalued (and in particular, Boolean) networks studied here, are broadly applicable in biology and beyond, such as engineering, computer science, and physics. Mathematically, they are simply set functions on strings of a given finite length over a finite alphabet. Their dynamics is captured by a directed graph, exponential in the number of variables of the model. Traditionally, exhaustive simulation or sampling the state space, for larger models, was the only approach to characterize model dynamics. One strategy to make mathematical tools available for this purpose is based on the observation that any function $f : k^n \rightarrow k$ can be expressed as a polynomial function over a finite field k . This allows one to use tools from computer algebra. For instance, primary decomposition of monomial ideals can be used for reverse-engineering of gene regulatory networks from time courses of experimental observations [33, 38].

Here, we propose a different approach to bring mathematical tools to bear on the problem of analysis of a broad class of discrete models. Using multivalued logic, we connect this class of models to problems in combinatorics and enumerative geometry, in particular the calculation of rational points in polytopes. This is combined with a model reduction method that generally results in substantially smaller models with steady states that bijectively correspond to the steady states of the original model. The reduction steps are ad hoc, and there is no theory behind them that would allow the derivation of a minimal reduced model or even a result about whether the order in which the reductions are applied matters in terms of the final reduced model. We believe that there is further interesting mathematics to be discovered in this context. The next important step is to use the tools we present to understand the full dynamics of the models.

Generally, we believe that multivalued networks and related models are rich and fascinating mathematical objects at the crossroads of combinatorics, algebra, and dynamical systems. They can be studied from the point of view of applications, or for purely mathematical reasons, or both, as in [19].

ACKNOWLEDGEMENTS

We are grateful to Alejandro Petrovich and to Patricio Díaz Varela for the references and explanations about MV-algebras in logic and to Claudine Chaouiya for her patient explanations about GINsim. We are also indebted to the referees for their extensive and very helpful comments and references.

REFERENCES

- [1] Arat S., Bullerjahn G.S., Laubenbacher R. (2015) *A network biology approach to denitrification in Pseudomonas aeruginosa*. PLoS One. 10(2):e0118235.

- [2] Bardet M., Faugère J.C., Salvy B., Spaenlehauer P.J. (2013) *On the complexity of solving quadratic boolean systems*. J. Complex., 29(1), 53–75.
- [3] Barvinok A. (1993) *A polynomial time algorithm for counting integral points in polyhedra when the dimension is fixed*. In: 34th Annual Symposium on Foundations of Computer Science, 566–572. IEEE.
- [4] *Barvinok*, free software by Verdoolaeghe S. et al. Available at: <https://barvinok.sourceforge.io/>
- [5] *BioModelAnalyzer*, available at <https://biomodelanalyzer.org/>
- [6] *TrapMVN*, available at <https://github.com/giang-trinh/trap-mvn>
- [7] Brion M. (1988) *Points entiers dans les polyèdres convexes*. Ann. Sci. École Norm. Sup. (4)21, no.4, 653–663.
- [8] Chaouiya C., Monteiro P.T., Remy E. (2024) *Logical Modelling, Some Recent Methodological Advances Illustrated*. In: Gadouleau, M., Castillo-Ramirez, A. (eds) Cellular Automata and Discrete Complex Systems. AUTOMATA 2024. Lecture Notes in Computer Science, vol 14782.
- [9] Chifman J., Arat S., Deng Z., Lemler E., Pino J.C., Harris L.A., Kochen M., Lopez C.F., Akman S.A., Torti F.M., Torti S.V., Laubenbacher R. (2017) *Activated Oncogenic Pathway Modifies Iron Network in Breast Epithelial Cells: A Dynamic Modeling Perspective*. PLoS Comput. Biol. 13(2): e1005352.
- [10] Cignoli R.L.O., D’Ottaviano I.M.L., Mundici D. (2000) *Algebraic foundations of many-valued reasoning*. Trends in Logic—Studia Logica Library, Vol. 7, Kluwer Academic Publishers, Dordrecht.
- [11] *CoLoMoTo Docker and Notebook*, available at <https://colomoto.github.io/colomoto-docker>.
- [12] De Loera J.A., Hemmecke R., Tauzer J., Yoshida R. (2004) *Effective Lattice Point Counting in Rational Convex Polytopes*. J. Symb. Comput. 38(4), 1273–1302.
- [13] Devloo V., Hansen P., Labbé M. (2003) *Identification of all steady states in large networks by logical analysis*. Bull. Math. Biol., 65(6):1025–1051.
- [14] Epstein G. (1960) *The lattice theory of Post algebras*. Trans. Am. Math. Soc. 95(2), 300–317.
- [15] *Fixed points of MV networks*, by Galarza Rial A., free software available at https://github.com/ayegari89/multivalued_fixed_points
- [16] *GINsim: Gene Interaction Network simulation*, a computer tool for the modeling and simulation of genetic regulatory networks. <http://ginsim.org>
- [17] Van Ham, P. (1979) *How to deal with variables with more than two levels*. In: Thomas, R. (eds) Kinetic Logic A Boolean Approach to the Analysis of Complex Regulatory Systems. Lecture Notes in Biomathematics, vol 29. Springer, Berlin, Heidelberg.
- [18] Free software *Latte*, by de Loera J., Köppe M. and collaborators, available at: <https://www.math.ucdavis.edu/~latte/>.
- [19] Kadelka C., Wheeler M., Veliz-Cuba A., Murrugarra D., Laubenbacher R. (2023) *Modularity of biological systems: a link between structure and function*. J. R. Soc. Interface 20: 20230505.
- [20] Kauffman, S. (1969) *Homeostasis and Differentiation in Random Genetic Control Networks*. Nature 224, 177–178.
- [21] Li Z., Cheng D. (2010) *Algebraic approach to dynamics of multivalued networks*. Int. J. Bifurcation Chaos, 20(03), 561–582.
- [22] Mushthofa M., Schockaert S., De Cock M., Hung L-H., Marchal, K., De Cock, M. (2018) *Modeling multi-valued biological interaction networks using fuzzy answer set programming*. Fuzzy Sets Syst. 345, 63–82.
- [23] Mushthofa M., Schockaert S., De Cock M. (2014) *A finite-valued solver for disjunctive fuzzy answer set programs*. Front. Artif. Intell. Appl. 263, 645–650.
- [24] Naldi A., Berenguier D., Fauré A., Lopez F., Thieffry D., Chaouiya C. (2009) *Logical modelling of regulatory networks with GINsim 2.3*. Biosystems 97(2), 134–139.
- [25] Naldi A., Thieffry D., Chaouiya C. (2007) *Decision Diagrams for the Representation and Analysis of Logical Models of Genetic Networks*. In: Calder, M., Gilmore, S. (eds) Computational Methods in Systems Biology. CMSB 2007. Lecture Notes in Computer Science(), vol 4695. Springer, Berlin, Heidelberg.
- [26] Schaub M.A., Henzinger T.A., Fisher J. (2007) *Qualitative networks: a symbolic approach to analyze biological signaling networks*. BMC Syst. Biol. 1, 4.
- [27] Sun Z., Jin X., Albert R., Assmann SM. (2014) *Multi-level Modeling of Light-Induced Stomatal Opening Offers New Insights into Its Regulation by Drought*. PLoS Comput Biol 10(11): e1003930.
- [28] Thomas R., (1973) *Boolean formalisation of genetic control circuits*. J. Theor. Biol. 42, 565–583.
- [29] Thomas R. (1991) *Regulatory networks seen as asynchronous automata: a logical description*. J. Theor. Biol. 153, 1–23.
- [30] Thomas R., d’Ari R. (1990) *Biological feedback*. CRC press.
- [31] Tonello E. (2019) *On the conversion of multivalued to Boolean dynamics*. Discrete Appl. Math. 259, 193–204.
- [32] Trinh V-G., Benhamou B., Henzinger T., Pastva S. (2023) *Trap spaces of multi-valued networks: definition, computation, and applications*. Bioinformatics 39, Issue Supplement 1, i513–i522.
- [33] Veliz-Cuba A. (2012) *An Algebraic Approach to Reverse Engineering Finite Dynamical Systems Arising from Biology*. SIAM J. Appl. Dyn. Syst. 11(1), 31–48.
- [34] Veliz-Cuba A. (2011) *Reduction of Boolean network models*. J. Theor. Biol. 289, 167–172.
- [35] Veliz-Cuba A., Jarrar A., Laubenbacher R. (2010) *Polynomial algebra of discrete models in systems biology*. Bioinformatics, 26, 1637–1643.

- [36] Veliz-Cuba A, Aguilar B., Laubenbacher R. (2015) *Dimension reduction of AND-NOT network model*. Electron. Notes Theor. Comput. Sci 316, 83–95.
- [37] Veliz-Cuba A., Buschur K., Hamershock R., Kniss A., Wolff E., Laubenbacher R. (2013) *AND-NOT logic framework for steady state analysis of Boolean network models*. Appl. Math. Inf. Sci. 7(4): 1263–1274.
- [38] Veliz-Cuba A., Newsome-Slade V., Dimitrova E. (2024) *A Unified Approach to Reverse Engineering and Data Selection for Unique Network Identification*. SIAM J. Appl. Dyn. Syst. 23(1), 592–615.
- [39] Verdoolaege S., Woods K., Bruynooghe M., Cools R. (2005) *Computation and Manipulation of Enumerators of Integer Projections of Parametric Polytopes*. Report CW 392, March. Katholieke Universiteit Leuven Department of Computer Science.

¹ DEPARTAMENTO DE MATEMÁTICA Y CIENCIAS, UNIVERSIDAD DE SAN ANDRES, (B1644BID) VICTORIA, PROV. B. AIRES, ARGENTINA.

² INSTITUTO DE INVESTIGACIONES MATEMÁTICAS “LUIS A. SANTALÓ” (UBA-CONICET), C1428EGA BUENOS AIRES, ARGENTINA.

³ DEPARTAMENTO DE MATEMÁTICA, FCEN, UNIVERSIDAD DE BUENOS AIRES, CIUDAD UNIVERSITARIA, PAB. I, C1428EGA BUENOS AIRES, ARGENTINA.

⁴ DEPARTAMENTO DE CIENCIAS EXACTAS, CICLO BÁSICO COMÚN, UNIVERSIDAD DE BUENOS AIRES, C1405CAE BUENOS AIRES, ARGENTINA

⁵ LABORATORY FOR SYSTEMS MEDICINE, DEPARTMENT OF MEDICINE, UNIVERSITY OF FLORIDA, GAINESVILLE, FL, USA.

Email address: jgarciagalofre@udesa.edu.ar, mpmillan@dm.uba.ar, ayegari89@gmail.com, laubenbacher@medicine.ufl.edu, alidick@dm.uba.ar