



GETTING TO THE ROOT OF THE PROBLEM: SUMS OF SQUARES FOR INFINITE TREES *

Daniel Brosch ¹ and Diane Puges ¹

¹Alpen-Adria-Universität Klagenfurt, Universitätsstraße 65–67, 9020 Klagenfurt, Austria, daniel.brosch@aau.at, diane.puges@aau.at

ABSTRACT

The inducibility of a graph represents its maximum density as an induced subgraph over all possible sequences of graphs of size growing to infinity. This invariant of graphs has been extensively studied since its introduction in 1975 by Pippenger and Golumbic. In 2017, Czaparka, Székely and Wagner extended this notion to leaf-labeled rooted binary trees, which are objects widely studied in the field of phylogenetics. They obtain the first results and bounds for the densities and inducibilities of such trees. Following up on their work, we apply Razborov’s flag algebra theory to this setting, introducing the flag algebra of rooted leaf-labeled binary trees. This framework allows us to use polynomial optimization methods, based on semidefinite programming, to efficiently obtain new upper bounds for the inducibility of trees and to improve existing ones. Additionally, we obtain the first outer approximations of profiles of trees, which represent all possible simultaneous densities of a pair of trees. Finally, we are able to prove the non-convexity of some of these profiles.

Keywords Inducibility · binary tree · graph profile · flag algebras · semidefinite programming

1 Introduction

Asymptotic extremal graph theory studies the behaviour of graphs whose number of vertices grows towards infinity. It is an old and well-studied area of graph theory in which many areas of mathematics meet, and where even simple-sounding conjectures can prove extremely challenging. A main topic in this area is the problem of finding the inducibility of a graph, i.e., its maximum density in an arbitrarily large graph. It is a very hard problem that remains open even for many “simple” graphs despite being widely studied: for instance, even determining the inducibility of the 5-cycle is extremely hard [30]. An adjacent problem consists in determining the profile of a set of graphs: that is, the exact relations between the densities of these graphs. In 2017, Czaparka, Székely and Wagner [13] extend the notions of density and inducibility to leaf-labeled rooted binary trees, a type of trees stemming from phylogenetics. They obtain the first results and bounds for the inducibilities of these trees. In this paper, we follow up on their work and apply, for the first time, flag algebra theory to the setting of leaf-labeled rooted binary trees. Flag algebras are a powerful tool of extremal combinatorics, introduced in 2007 by Razborov [38]. They have been successfully used to tackle and solve several very challenging problems of graph theory, by allowing the application of tools from polynomial optimization, computationally in the form of semidefinite programming, to extremal combinatorics. Here, we use them to develop a computer-assisted way to obtain strong rigorous bounds on inducibilities of trees. As main results, we recover all known inducibilities of small trees (up to a small epsilon), obtain over 300 new bounds on inducibilities, and the first outer approximations of profiles of trees, for some of which we prove nonconvexity. To do so, we solve the first instance of a generalized problem of moments in flag algebras.

*This research was funded in part by the Austrian Science Fund (FWF) [10.55776/DOC78]. For open access purposes, the author has applied a CC BY public copyright license to any author-accepted manuscript version arising from this submission.

In what follows we describe the organization of the paper. In Section 2, we start by defining the setting of leaf-labeled rooted binary trees introduced by Czabarka et al. and the notions of densities, inducibilities and tree-profiles in this context. Section 3 defines the flag algebra of rooted binary trees and explains the main tools of Razborov’s flag algebra theory we use in this setting. We describe in Section 4 how we can turn it into a computational approach based on semidefinite programming and polynomial optimizations tools. This allows us to compute, in a systematic manner, bounds on the inducibilities of trees. We detail in Section 5 our results: we recover all known inducibilities of small trees, improve the existing bounds on one specific tree, and obtain more than 300 new bounds as well as the first outer approximations of tree-profiles. Furthermore, we give some exact results on parts of the tree-profiles of two types of trees: the caterpillar tree of size k for $k \in \{4, 5, 6\}$ and the even tree of size 6. This profile for $k = 4$ is shown in Figure 1. In particular, we prove one new characteristic point of

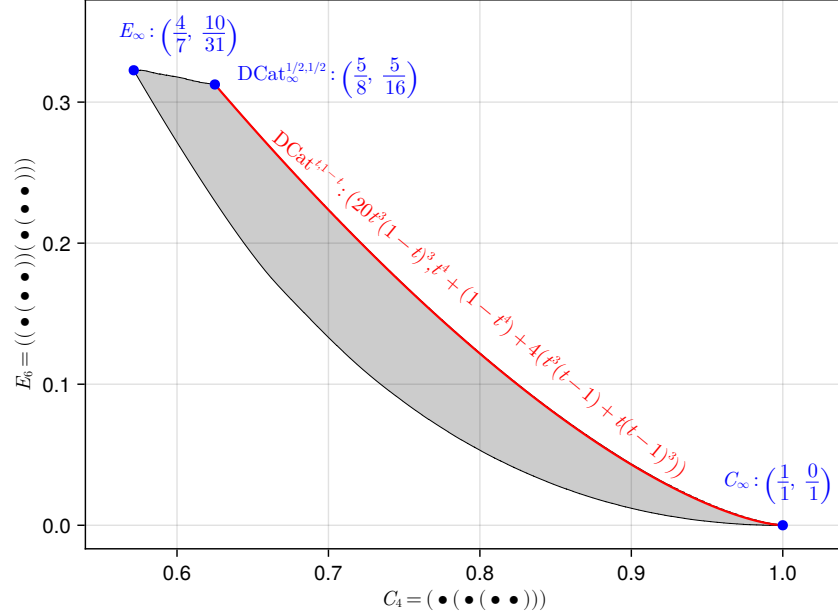


Fig. 1 Tree-profile of the caterpillar tree of size 4 and the even tree of size 6 with three known points and our conjecture for the upper boundary

the upper boundaries of these profiles using exact sum of squares certificates computed by our flag algebra-based framework. Finally, we are able to prove non-convexity of some tree-profiles, using rigorous (but not sharp), sum of squares certificates generated by our implementation of the flag algebra of rooted binary trees.

2 Density and inducibility of rooted leaf-labeled binary trees

2.1 Rooted leaf-labeled binary trees and induced subtrees

In this article, we are working with rooted leaf-labeled binary trees. “Leaf-labeled” meaning that only the leaves are considered “vertices” (these trees are sometimes called “topological trees” [16]), and “rooted binary” that every vertex that is not a leaf has exactly two children. In this setting, trees are no longer sparse but dense objects, which makes it possible to define meaningful subtree densities in a natural way. In this paper, every mention of a tree will now refer to a leaf-labeled rooted binary tree, except when explicitly stated otherwise. For a tree T , we denote $\mathcal{L}(T)$ its set of leaves, and we define its size $|T| = |\mathcal{L}(T)|$ as its number of leaves. We consider the trees up to isomorphism, defined in the natural way. We call the set of all trees up to isomorphism \mathbb{T} , and let $\mathbb{T}_n \subseteq \mathbb{T}$ denote the subset of trees with n leaves. The number of such trees in \mathbb{T}_n is the Wedderburn-Etherington number W_n : The first few numbers in the sequence are 1, 1, 1, 2, 3, 6, 11, 23, ... Figure 2 depicts the one and only tree of size 3, the two trees of size 4, as well as the three trees of size 5.

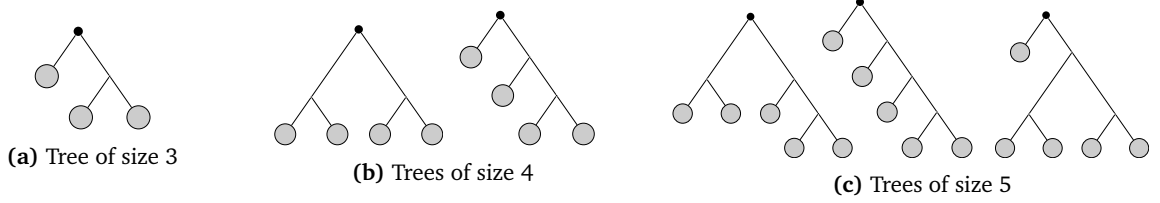
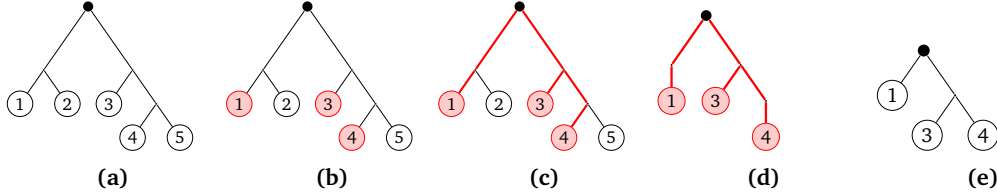


Fig. 2 All trees of sizes 3, 4 and 5.

These trees are essential to the topic of phylogenetics where they are extensively studied [42]. They are used to represent the evolutionary history of a set of species, and studying their properties is primordial to understand the evolution of species with respect to each other.

We illustrate in Figure 3 the process of obtaining a subtree of a tree T (3a) following [13]. For a subset $A \subseteq \mathcal{L}(T)$ of leaves of T (3b), the subtree of T induced by A is obtained by removing from T all leaves in $\mathcal{L}(T) \setminus A$ as well as the paths leading exclusively to them (3c, 3d). All remaining inner vertices (i.e., any vertex that is not a leaf) of degree 2 are then contracted, in order to obtain another rooted binary tree (3e). We use the notation $S \subseteq T$ to

Fig. 3 Subtree induced by the set of leaves $\{1, 3, 4\}$

express that S is a subtree of T . We define the *height* of a leaf as its distance (including inner vertices) to the root. For instance, in the tree in Figure 4, leaf 1 has height 1, leaf 2 has height 2, and all other leaves have height 4. Some trees have particular structures that make them especially interesting to study. We call *caterpillar tree* (or

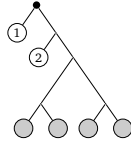
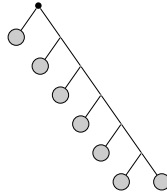


Fig. 4 Height of a leaf

sometimes just caterpillar) of size n , denoted by Cat_n , the tree where each inner node has as children a leaf and another caterpillar tree of size $n - 1$, the caterpillar tree of size 1 being the consisting of one leaf. In other words, the inner vertices of the caterpillar tree form a path. Caterpillars form a very important set of trees with interesting and useful properties; their unrooted counterparts are also of great importance in phylogenetics [2]. We call *even*

Fig. 5 Cat_7

tree of size n and denote E_n the tree in which the two children of each inner node have a size difference of at most 1. In particular, for every $k \geq 1$, the even tree of size 2^k is the complete binary tree of height k .

2.2 Inducibility of trees

Inducibility of graphs. The notion of inducibility of graphs has been introduced in 1975 by Pippenger and Golumbic [36], who studied the maximum frequency with which a fixed graph on k vertices can appear in another

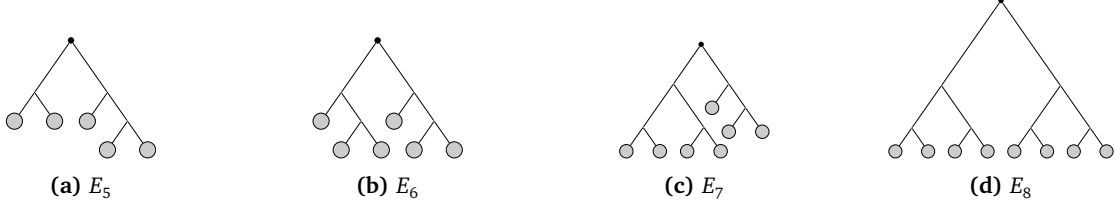


Fig. 6 Even trees of sizes 5 to 8.

graph whose number of vertices goes to infinity. It is an extensively studied topic that has been approached in many different ways. In particular, Razborov's flag algebra theory has already been successfully applied to problems of inducibility in graphs. Indeed, it was used by Sperfeld in 2011 to determine new bounds on the inducibility of several oriented graphs. In 2012, Falgas-Ravry and Vaughan [21] introduce the software 'Flagmatic' to determine exact inducibilities and upper bounds for several 3-graphs up to 5 vertices, as well as for oriented star graphs of size 3 and 4. In 2013, Hirst [24] determines the inducibilities in graphs of $K_{1,1,2}$ and of the so-called paw graph. In 2016, Balogh, Hu, Lidický and Pfender [5] prove, using flag algebras, that the maximum density of the induced 5-cycle C_5 is achieved by an iterated blow-up of 5-cycle. Following up on this, Lidický, Mattes and Pfender [30] determine in 2022 the maximum number of induced copies of C_5 in a graph on n vertices, as well as all the maximizer graphs.

Inducibility of leaf-labeled rooted binary trees. Czaparka et al. [13] adapt the concept of inducibility in graphs to rooted leaf-labeled binary trees in the following way: We consider two trees S and T , with $|S| = k$ and $|T| = n$ ($n \geq k$). $\mathcal{C}(S, T)$ is the number of induced subtrees in T that are isomorphic to S . The *subtree density* of the tree S in the tree T is

$$p(S; T) := \frac{\mathcal{C}(S, T)}{\binom{n}{k}}.$$

It is the proportion of copies of S in T over all subtrees of the same size of T . In other words, it is the probability of obtaining a subtree isomorphic to S when picking uniformly at random a subtree of size $|S|$ in T . As such, we can reformulate the definition as

$$p(S; T) = \mathbb{P}[T|_V \cong S] \in [0, 1],$$

where V is a random subset of leaves of T of size $|S|$, and $T|_V$ is the subtree of T induced by V .

We now consider an increasing sequence of trees $\mathcal{T} = (T_k)_{k \geq 1}$, i.e. $(|T_k|)_{k \geq 0}$ is strictly increasing. We define the subtree density of a tree S in this increasing sequence of trees as

$$\phi_{\mathcal{T}}(S) := \lim_{n \rightarrow \infty} p(S; T_n) = \lim_{n \rightarrow \infty} \mathbb{P}[T_n|_{V_n} \cong S] \in [0, 1],$$

where V_n is a random subset of leaves of T_n of size $|S|$. Note that, by Tychonoff's theorem, we can always find a subsequence such that all the densities converge [32]. From now on, we always work (implicitly) with such *converging increasing subsequences*.

The *inducibility* of the tree S is then the maximum of this quantity over all possible converging increasing sequences of trees:

$$I(S) := \max_{\mathcal{T}} \phi_{\mathcal{T}}(S).$$

This coincides with the definition of the inducibility of a tree in [13] as the limit superior of the maximum subtree density of S in a tree.

$$i(S) = \limsup_{|T| \rightarrow \infty} p(S; T) = \limsup_{n \rightarrow \infty} \max_{T: |T|=n} p(S; T)$$

Indeed, by Tychonoff's theorem, the sequence of maximizers of $p(S; \cdot)$ of size n has a converging subsequence. $i(S)$ is thus equal to the maximum subtree density of S in a converging increasing sequence of trees: that is, to $I(S)$.

Previous results on the inducibility of trees. In 2017, Czaparka et al. [13] prove that every binary tree has positive inducibility and that the only trees with inducibility 1 are the caterpillar trees. They also obtain the first inducibilities of binary trees: the complete binary tree of height 2, the even tree of size r ; and provide bounds on other trees. They apply these results to crossings in random tanglegrams, which are pairs of binary trees of same size, whose leaves are joined by a perfect matching. These tanglegrams are related to the tree-pairs of phylogenetic trees studied in [2].

Several articles have also focused on the inducibility of d -ary trees, i.e., trees in which each of the non-leaf vertices has between 2 and d children. In 2018, Dossou-Olory and Wagner [16] study the relation between inducibilities with fixed degree and with bounded degree; they also provide a lower bound on the limit inferior on the density of the binary caterpillar. Additionally, they compute in [17] stronger bounds on the inducibility of small, but very challenging binary and ternary trees. In 2021, they are able to obtain more exact inducibilities and bounds on binary and d -ary trees, and obtain results on the speed of convergence of the maximum density of a tree [18]. In 2020, Czaparka et al. [12] proved the following theorem: for any d -ary tree T (i.e., each of the non-leaf vertices of T has between 2 and d children),

$$\max_{|S|=n} p(T; S) = I(T) + \mathcal{O}(n^{-1}).$$

They showed as well that, for any binary tree T , the inducibility of T in binary trees is equal to its inducibility in d -ary trees and in strictly d -ary trees (trees in which every vertex has exactly 0 or d children).

In 2016, Alon, Naves and Sudakov [2] study the density of some patterns of size 4 (“quartets”) in tree-pairs of trivalent trees, which are unrooted trees in which every non-leaf vertex has exactly three neighbors. To do so, they use flag algebra calculus that they adapt to this particular setting. They then solve a semidefinite program to obtain bounds and various results on the density of such patterns. They obtain as well some further results on (unrooted) caterpillar trees, by seeing them as permutations and using flag algebras applied to permutations theory.

2.3 Tree profiles

For two trees T and S , the *tree-profile* of T and S is the set of pairs of densities $(\phi_{\mathcal{T}}(T), \phi_{\mathcal{T}}(S))$ that can be attained simultaneously from the same increasing sequence of trees \mathcal{T} .

$$\text{profile}(T, S) := \{(\phi_{\mathcal{T}}(T), \phi_{\mathcal{T}}(S)) \mid \mathcal{T} \text{ is an increasing sequence of trees}\} \subseteq [0, 1]^2$$

Graph profiles were first introduced in 1979 by Erdős, Lovász, and Spencer [19], who investigated how the densities of two graphs behaved with respect to each other. In particular, they showed that the profile of any m connected graphs is full-dimensional in \mathbb{R}^m . However, graph profiles have proven very challenging to study; they are not necessarily convex or even semialgebraic sets, and still very little is known about them. A major breakthrough on the topic was obtained in 2008 by Razborov [39], who used his flag algebra theory to obtain the exact relation between the density of triangles in a graph and its edge density. In other words, he gave the first full description of a graph profile, the profile of the triangle and the edge graph. This problem was introduced by Turán in 1941 [43], and was until then still (mostly) unsolved. The case of edge versus the complete graph K_4 was then solved by Nikiforov in 2010 [35]. The general case of K_n and the edge was solved in 2016 by Reiher [40], proving a conjecture of Lovász and Simonovits [33].

There is no known full profile of three or more connected graphs, though there exist partial results. In 2013, Huang et al. [25] study profiles of four induced graphs with up to three vertices, and describe exactly the profile of 3-cliques and 3-anticliques on three vertices. They also give an exact description in the triangle-free case, with the use of flag algebras. Glebov et al. [22] follow on this work in 2016 by determining all profiles of two induced graphs of size 3. Graph profiles of the edge and the k -edge path have been determined in 2016 by Nagy for $n = 4$ [34], notably using results from Ahlswede and Katona who proved the upper boundary in the case $k = 2$ in 1978 [1]. In 2018, Reiher and Wagner [41] obtained an upper bound on the profile of the edge and the k -star for all integers $k \leq 2$. Recently, Cairncross and Muiyabi [10] obtained exact profiles of ordered graphs, and the first results on profiles of colored graphs. In 2022, Blekherman et al. [7] computed and studied the tropicalization of graph and hypergraph profiles and, through it, exhibited limitations for the sums of squares method to prove graph density inequalities.

In 2016, Bubeck and Linial [9] define the density of a tree S in another tree T as the number of copies of S divided by the number of connected subgraphs of size $|S|$ inducing a tree in T . In this context, they investigate the limit sets of k -profiles of trees, that is, the profile of all trees on k vertices. They show that these profiles are always convex. Following up on this paper, Chan et al. [11] proved further results on the densities and inducibilities of such trees.

3 The flag algebra of rooted binary trees

Flag algebras, first introduced by Alexander Razborov in 2007 [38], are one of the most powerful and promising tools in extremal combinatorics. They provide a way to formulate extremal problems in graphs analogously to polynomial optimization problems. These can then be relaxed into semidefinite programs that can efficiently be solved by a computer, thus providing automated certificates for (often tight) bounds for such problems. The similarities to polynomial optimization are not coincidental: recent developments have brought to light that sums of squares in flag algebras correspond to solving the limit of a sequence of polynomial optimization problems. The problems in the sequence grow in the number of variables (but not degree), counterbalanced by exhibiting more and more symmetries [37]. Interpreted this way, flag algebras can be recovered from the *representation stability* of the problem, relating to *dimension free descriptions* of the relevant cones, a more general concept recently investigated in the setting of optimization in [29].

Flag algebras have been used for a wide variety of problems, from densities in graphs [20, 23] to hypergraphs [26], permutations [4], Ramsey numbers [31], crossing numbers of graphs [6], and more. Flag algebras have been used by Alon, Naves and Sudakov in [2] to study tree-pairs of trivalent phylogenetic trees. To the best of our knowledge, they have so far not been used on other types of trees, in particular not on rooted binary trees. A thorough overview of the theory of flag algebras is given in [14], another one in [8], although more focused on non-induced flag algebras. We explain it here in the setting of trees.

3.1 Model theoretic view

Razborov introduced flag algebras in the setting of first-order model theory [38]. To avoid having to reprove the same results in our setting, we provide a model theoretic description of leaf-labeled trees.

For this, we define a predicate \mathcal{P} that uniquely defines trees.

Theorem 3.1. *Let $n \geq 3$, and let $\mathcal{P}: [n]^3 \rightarrow \{0, 1\}$. The two following statements are equivalent:*

(i) *There exists a unique tree T such that, for any three distinct leaves $\{i, j, k\} \in \mathcal{L}(T)$,*

$$\mathcal{P}(i; j, k) := \begin{cases} 1, & \text{if in the subtree of } T \text{ induced by } \{i, j, k\}, i \text{ is at height 1,} \\ 0, & \text{else.} \end{cases} \quad (1)$$

(ii) *\mathcal{P} satisfies the following axioms:*

- (a) $\mathcal{P}(i; j, k) = \mathcal{P}(i; k, j)$ for every pairwise-disjoint $(i, j, k) \in [n]^3$,
- (b) exactly one of $\{\mathcal{P}(i; j, k), \mathcal{P}(j; i, k), \mathcal{P}(k; i, j)\}$ is equal to 1, for all pairwise-disjoint $(i, j, k) \in [n]^3$,
- (c) $(\mathcal{P}(i; j, k) = 1) \implies (\mathcal{P}(\ell; j, k) = 1) \vee (\mathcal{P}(i; j, \ell) = 1)$ for all pairwise-disjoint $(i, j, k, \ell) \in [n]^4$.

Proof. We start by proving that (i) implies (ii). Let us assume that $\mathcal{P}: [n]^3 \rightarrow \{0, 1\}$ satisfies (i): \mathcal{P} then represents a unique tree T of size n . Axioms (a) and (b) follow directly from the definition of a tree. To prove axiom (c), let us consider $(i, j, k, \ell) \in [n]^4$ pairwise-disjoint. We can assume without loss of generality that $\mathcal{P}(i; j, k) = 1$. We then consider the subtree induced by $\{i, j, k\}$ in T . If ℓ is at height 1 in this subtree, $\mathcal{P}(\ell; j, k) = 1$ and (c) holds. If not, we can assume without loss of generality that j is at height 1, i.e., $\mathcal{P}(j; i, k) = 1$. Then, since i is at height 1 in the subtree induced by $\{i, j, k\}$, i has to be at height 1 as well in the subtree induced by $\{i, j, \ell\}$, hence $\mathcal{P}(i; j, \ell) = 1$ and (c) holds as well.

We now prove that (ii) implies (i). To do so, we proceed by induction. For $n = 3$, let $\mathcal{P}: \{1, 2, 3\}^3 \rightarrow \{0, 1\}$ fulfilling the axioms of (ii). Then, there exists $i \in \{1, 2, 3\}$ such that $\mathcal{P}(i; j, k) = \mathcal{P}(i; k, j) = 1$, where $\{i, j, k\} = \{1, 2, 3\}$. By assumption, \mathcal{P} is equal to 0 on the rest of $\{1, 2, 3\}^3$. Then, with T the tree of size 3 with leaf i at height 1 and leaves j and k at height 2, represented in Figure 7, (i) holds.

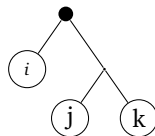


Fig. 7 The unique tree on $\{i, j, k\}$ with $\mathcal{P}(i; j, k) = 1$

Let $n \geq 4$, and suppose that for any $3 \leq k \leq n$, any $\mathcal{P} : [k]^3 \rightarrow \{0, 1\}$ satisfying (ii) also satisfies (i). Let $\mathcal{P} : [n+1]^3 \rightarrow \{0, 1\}$ fulfilling the axioms of (ii). We denote by $\mathcal{P}|_n$ be the restriction of \mathcal{P} to $[n]^3$. By induction, $\mathcal{P}|_n$ uniquely describes a tree T_n of size n . We will now show that \mathcal{P} uniquely describes a tree T_{n+1} obtained by attaching to T_n the leaf $(n+1)$ in a position uniquely defined by \mathcal{P} .

We define a graph G_0 with vertices $[n] = \{1, \dots, n\}$ and an edge for every pair $\{i, j\}$ such that $\mathcal{P}(n+1; i, j) = 1$. We denote by T_1 and T_2 the two subtrees joining at the root of T_n , and by \mathcal{L}_1 and \mathcal{L}_2 their respective sets of leaves: $\mathcal{L}_1 = \mathcal{L}(T_1)$ and $\mathcal{L}_2 = \mathcal{L}(T_2)$. Note that for every i in \mathcal{L}_1 (resp. \mathcal{L}_2), for every j, k in \mathcal{L}_2 (resp. \mathcal{L}_1), $\mathcal{P}(i; j, k) = 1$ holds. Indeed, leaves from the same branch will have a common inner node higher than the root, but two leaves in separate branches will only join at the root node. By the same reasoning, $\mathcal{P}(i; j, k) = 1$ for some $\{i, j, k\}$ implies that j and k have to be in the same branch T_1 or T_2 .

We make the following claims:

Claim 3.1.1. *At least one of $G_0|_{T_1}$ and $G_0|_{T_2}$ is a complete graph.*

Proof. Let us assume that neither $G_0|_{T_1}$ nor $G_0|_{T_2}$ are complete. This means that there exist (i, j) in \mathcal{L}_1^2 and (i', j') in \mathcal{L}_2^2 such that $\mathcal{P}(n+1; i, j) = \mathcal{P}(n+1; i', j') = 0$. Since i is in \mathcal{L}_1 and both i' and j' are in \mathcal{L}_2 , $\mathcal{P}(i; i', j') = 1$. As \mathcal{P} fulfills (c), this implies $\mathcal{P}(n+1; i', j') = 1$ or $\mathcal{P}(i; i', n+1) = 1$. Because we assumed $\mathcal{P}(n+1; i', j') = 0$, $\mathcal{P}(i; i', n+1)$ has to be equal to 1. Similarly, we have $\mathcal{P}(i'; i, j) = 1$, which implies $\mathcal{P}(n+1; i, j) = 1$ or $\mathcal{P}(i'; i, n+1) = 1$, hence $\mathcal{P}(i'; i, n+1) = 1$ by assumption. Finally, we obtain $\mathcal{P}(i; i', n+1) = \mathcal{P}(i'; i, n+1) = 1$, which contradicts axiom (b). \square

Claim 3.1.2. *$\mathcal{P}(n+1; \cdot, \cdot)$ is constant on $\mathcal{L}_1 \times \mathcal{L}_2$, i.e., for every $(i, j) \in \mathcal{L}_1^2$, for every $(i', j') \in \mathcal{L}_2^2$, $\mathcal{P}(n+1; i, i') = \mathcal{P}(n+1; j, j')$.*

Proof. Let $(i, j) \in \mathcal{L}_1^2$ and $(i', j') \in \mathcal{L}_2^2$. Let's assume, without loss of generality, that $G_0|_{T_1}$ is complete. Then, $\mathcal{P}(n+1; i, j) = 1$. If $\mathcal{P}(n+1; i, i') = 1$, then (c) implies $\mathcal{P}(j'; i, i') = 1$ or $\mathcal{P}(n+1; i, j') = 1$. Since i is in \mathcal{L}_1 and i', j' are in \mathcal{L}_2 , $\mathcal{P}(i; i', j') = 1$, hence $\mathcal{P}(n+1; i, j') = \mathcal{P}(n+1; j', i) = 1$. This implies in turn $\mathcal{P}(j; j', i) = 1$ or $\mathcal{P}(n+1; j', j) = 1$. Since (i, j) and j' are in separate branches, we thus obtain $\mathcal{P}(n+1; j', j) = \mathcal{P}(n+1; j, j') = \mathcal{P}(n+1; i, i') = 1$. If $\mathcal{P}(n+1; i, i') = 0$, since we have $\mathcal{P}(j'; i, i') = 0$, the contraposition of axiom (c) implies $\mathcal{P}(n+1; i, j') = \mathcal{P}(n+1; j', i) = 0$. This results, combined with the fact that $\mathcal{P}(i; j', j) = 0$, imply in turn that $\mathcal{P}(n+1; j', j) = \mathcal{P}(n+1; j, j') = \mathcal{P}(n+1; i, i') = 0$. \square

The first claim allows us to split the problem in five cases, depending on the completeness of G_0 and its restrictions. We start by considering the case where both $G_0|_{T_1}$ and $G_0|_{T_2}$ are complete. This directly implies that the vertex $(n+1)$ has to be attached at height 1 or 2 of the tree. Three different configurations are possible, illustrated in Figure 8. First, if G_0 is complete, $\mathcal{P}(n+1; i, j) = 1$ for all vertices $\{i, j\}$ of T_n . The tree with $n+1$ at height 1, and the lowest common root of T_1 and T_2 at height 2 then fulfills (1) for \mathcal{P} , and it is the only one (Fig. 8a). If G_0 is not complete, $(n+1)$ has to be attached at a height of exactly 2 of the tree, that is, at the root of either T_1 or T_2 . Since $G_0|_{T_1}$ and $G_0|_{T_2}$ are complete, G_0 misses an edge between T_1 and T_2 . There are then two possibilities. If there exists $i \in \mathcal{L}_1$ and $j \in \mathcal{L}_2$, such that $\mathcal{P}(i; n+1, j) = 1$, $(n+1)$ has to be attached in T_2 . Then, the tree where the root of T_1 is at height 1, and $n+1$ and the root of T_2 are at height 2 is the unique tree fulfilling (1) for \mathcal{P} (Fig. 8b). Otherwise, there exists $i \in \mathcal{L}_1$ and $j \in \mathcal{L}_2$, such that $\mathcal{P}(j; n+1, i) = 1$. Then the unique tree fulfilling (1) for \mathcal{P} has the root of T_2 at height 1, and $n+1$ and the root of T_1 at height 2 (Fig. 8c).

We now consider the case where $G_0|_{T_1}$ is not complete: there exist (i, j) in \mathcal{L}_1^2 such that $\mathcal{P}(i; n+1, j) = 1$. It implies that vertex $(n+1)$ has to be attached somewhere in T_1 . We then repeat the process recursively in T_1 : our second claim ensures that there will be no contradiction with the predicate on T_2 . This provides us with one unique way of attaching $(n+1)$ to T_1 and thus to T_n . We proceed analogously if $G_0|_{T_2}$ is not complete.

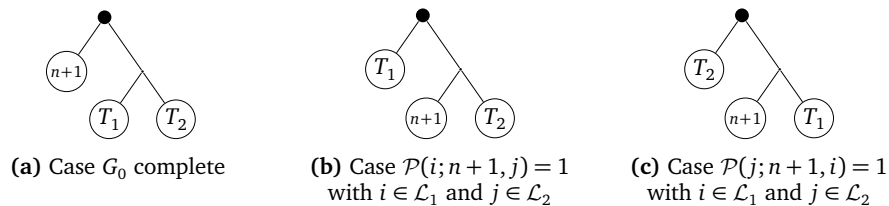


Fig. 8 Possible configurations with $G_0|_{T_1}$ and $G_0|_{T_2}$ complete

□

This allows us to directly apply the theory of flag algebras introduced in [38] in our setting.

3.2 Types and flags

Using the notations of Razborov [38] (see also [14]) adapted to our setting, a *type* of size k is a tree σ of size k , with $\mathcal{L}(\sigma) = \{1, \dots, k\}$. The empty type (of size 0) is denoted by \emptyset .

An *embedding* of a type σ of size k in a tree T (with $k \leq |T|$) is an injective function $\theta: \{1, \dots, k\} \rightarrow \mathcal{L}(T)$ that defines an isomorphism between σ and the subtree of T induced by $\text{Im}(\theta)$.

A σ -*flag* (T, θ) is a tree T together with an embedding of σ . Put simply, it is a tree whose set of leaves is partially labeled (*flagged*), the labeled leaves inducing a subtree isomorphic to σ . In practice, we only specify the embedding if it is relevant to the context; the type can also be omitted when it is either obvious or irrelevant.



Fig. 9 Two tree-flags on different types

The automorphisms of the σ -tree-flag (T, θ) are the automorphisms of the unlabeled tree T that leave the labeled leaves $\text{Im } \theta$ in place. We denote by $\text{Aut}(T, \theta)$ the set of automorphisms of the tree-flag (T, θ) .

Isomorphism between flags is the same as between trees, with the added condition that the labeling has to be preserved. More precisely, two σ -tree-flags (T, θ) and (S, η) are isomorphic if there is a graph isomorphism ρ between T and S such that $\rho(\theta(i)) = \eta(i)$ for every leaf i of the type σ . For instance, in Figure 10 are depicted

three 1-2-tree-flags of size 4: 10a and 10b are isomorphic to each other, but not to 10c or 10d.

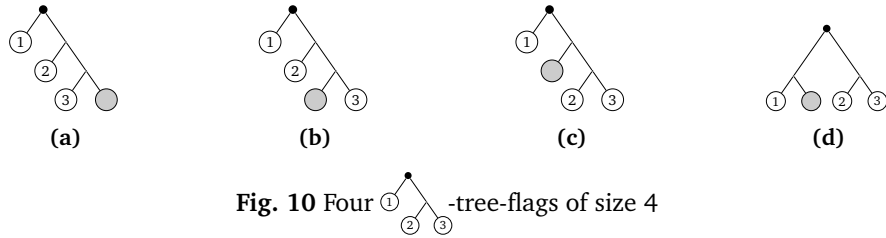


Fig. 10 Four 1-2-tree-flags of size 4

The size $|(T, \theta)|$ of a flag we still define as the number of leaves $|\mathcal{L}(T)|$ of the underlying tree T . We denote by \mathbb{T}_n^σ the set of all σ -tree-flags of size n (up to isomorphism), and by \mathbb{T}^σ the set of all σ -tree-flags (up to isomorphism). We say that two σ -tree-flags (T, θ) and (S, η) are *disjoint* if the sets of their leaves differ outside the embedding of σ , i.e. when $(\mathcal{L}(T) \setminus \text{Im } \theta) \cap (\mathcal{L}(S) \setminus \text{Im } \eta) = \emptyset$. Subflags we define analogously to subtrees by $(T, \theta)|_{\mathbf{V}} := (T|_{\mathbf{V}}, \theta)$, under the condition that the subset of leaves contains the labeled leaves $\text{Im } \theta \subseteq \mathbf{V} \subseteq \mathcal{L}(T)$.

3.3 Densities of flags

We can extend the notion of density in trees to flags. We define the density of a σ -tree-flag (S, θ) in another σ -tree-flag (T, η) as the probability of obtaining a tree-flag isomorphic to (S, θ) when choosing uniformly at random a σ -subtree-flag of size $|S|$ in T . I.e. it is the probability

$$p((S, \theta); (T, \eta)) := \mathbb{P}[(T, \eta)|_{\mathbf{V} \cup \text{Im } \eta} \cong (S, \theta)] \in [0, 1],$$

where \mathbf{V} is a random subset of $\mathcal{L}(T) \setminus \text{Im } \eta$ of size $|S| - |\sigma|$.

Densities of flags follow the *chain rule* in Lemma 3.1.1.

Lemma 3.1.1 (Chain rule for flags [38]). *For $S, T \in \mathbb{T}^\sigma$ and an integer n such that $|S| \leq n \leq |T|$ we have*

$$p(S; T) = \sum_{S' \in \mathbb{T}_n^\sigma} p(S; S') p(S'; T). \quad (2)$$

Analogously to the unlabeled case, we define the density of a flag (S, θ) in an increasing sequence of flags $\mathcal{T} = (T_k, \eta)_{k \geq 1}$ ($(|T_n|)_{n \geq 0}$ is strictly increasing) as

$$\phi_{\mathcal{T}}(S, \theta) = \lim_{n \rightarrow \infty} p((S, \theta); (T_n, \eta_n)) \in [0, 1].$$

As before, we assume the limits exist; we are working with *converging sequences of flags*, again obtainable by choosing appropriate subsequences of flags.

We can linearly extend densities of tree-flags to formal (real) linear combinations of tree-flags in \mathbb{RT}^σ , which we call *quantum trees*, following Lovász's quantum graphs [32].

3.4 Products of flags

Our goal is now to understand products of densities of flags. Given two σ -flags $S_1, S_2 \in \mathbb{T}^\sigma$ we want to find a quantum tree $S_1 \cdot S_2 \in \mathbb{RT}^\sigma$ such that

$$\phi_{\mathcal{T}}(S_1) \phi_{\mathcal{T}}(S_2) = \phi_{\mathcal{T}}(S_1 \cdot S_2)$$

for all increasing sequences of flags \mathcal{T} .

To compute these, we need to define the *sunflower density* of two flags $S_1, S_2 \in \mathbb{T}^\sigma$ in another flag $T = (t, \theta) \in \mathbb{T}^\sigma$. It is given by

$$p(S_1, S_2; T) := \mathbb{P}[T|_{\mathbf{V}_1} \cong S_1 \wedge T|_{\mathbf{V}_2} \cong S_2] \in [0, 1],$$

where $\{\mathbf{V}_1, \mathbf{V}_2\} \in \mathcal{P}(\mathcal{L}(T))^2$ is a uniformly random *sunflower* with center $\mathbf{V}_1 \cap \mathbf{V}_2 = \text{Im } \theta$ and petals of sizes $|\mathbf{V}_i \setminus \text{Im } \theta| = |S_i| - |\sigma|$. It is the probability that S_1 and S_2 fit in T simultaneously, matching only on the type σ .

The chain rule in Lemma 3.1.1 can be generalized to compute the sunflower density of several tree-flags. For every $|S_1| + |S_2| - |\sigma| \leq n \leq |T|$, the identity

$$p(S_1, S_2; T) = \sum_{\tilde{T} \in \mathbb{T}_n^\sigma} p(S_1, S_2; \tilde{T}) p(\tilde{T}; T) \quad (3)$$

holds (Lemma 2.2 in [38]).

The sunflower densities of flags exactly describe the products of densities in the limit, captured by the following Theorem 3.2 (adapted from Theorem 2 in [14], see also Lemma 2.3 in [38]):

Theorem 3.2. *If S_1 and S_2 are fixed σ -tree-flags, then for any σ -tree-flag T such that S_1, S_2 fit in T ,*

$$p(S_1, S_2; T) = p(S_1; T) p(S_2; T) + \mathcal{O}(1/|T|).$$

Indeed, the probability that two (independently) random σ -subtree-flags in T of sizes $|S_1|$ and $|S_2|$ are disjoint approaches 1 as T gets larger.

Theorem 3.2 tells us that the product $\phi_{\mathcal{T}}(S_1) \phi_{\mathcal{T}}(S_2)$ of densities of flags in an increasing sequence \mathcal{T} behaves, asymptotically, like the sunflower density of S_1 and S_2 . And the chain rule (3) tells us how to compute it:

$$\phi_{\mathcal{T}}(S_1) \phi_{\mathcal{T}}(S_2) = \sum_{T \in \mathbb{T}_n^\sigma} p(S_1, S_2; T) \phi_{\mathcal{T}}(T)$$

for any $n \geq |S_1| + |S_2| - |\sigma|$.

Thus, we find a natural way to define the *gluing product* of tree-flags as

$$S_1 \cdot S_2 := \sum_{T \in \mathbb{T}_n^\sigma} p(S_1, S_2; T) T \in \mathbb{RT}^\sigma.$$

Note that every tree-flag T appearing in the sum with nonzero coefficients can be obtained by “gluing” the leaves of S_1 and S_2 with same labels on top of each other, and sending the unlabeled leaves to distinct leaves of T .

This product is not yet entirely well-defined; it depends on the choice of n . To solve this, we define the *flag algebra of trees of type σ* as the quotient

$$\mathcal{A}^\sigma := \mathbb{R}^{\mathbb{T}^\sigma} / \mathcal{K}^\sigma,$$

where \mathcal{K}^σ is the linear span of all elements





$$S - \sum_{S' \in \mathbb{T}_n^\sigma} p(S; S') S', \quad (4)$$


where $S \in \mathbb{T}^\sigma$ and $n \geq |S|$. The elements of σ are exactly the zeroes implied by the chain rule Lemma 3.1.1. Quotienting them out turns \mathcal{A}^σ into an algebra and the product $S_1 \cdot S_2$ well-defined (Lemma 2.4 in [38]).


We say that a quantum tree $T \in \mathcal{A}^\sigma$ is *nonnegative*, denoted by $T \geq 0$, if


$$\phi_{\mathcal{T}}(T) \geq 0$$

for all increasing sequences \mathcal{T} .

To illustrate this, we express the square of the following ①-tree-flag of size 3  in function of ①-tree-flags of size 5 (the minimum size possible). We can construct the tree-flags that will appear in the product by the gluing operation described above, and obtain the three following tree-flags: ,  and .

It is straightforward to check that they all can simultaneously contain 2 disjoint subtree-flags isomorphic to , and that no other ①-tree-flag of size 5 does.

To determine the coefficient of each tree-flag in the product, we compute the probability of two randomly chosen disjoint ①-subtree-flags of size 3 in this tree-flag to be both isomorphic to .

All the possible ways (up to isomorphism) of obtaining two disjoint subtree-flags isomorphic to  in each tree present in the product are represented in Figure 11. In each figure one subtree is represented in red and the other one in blue.

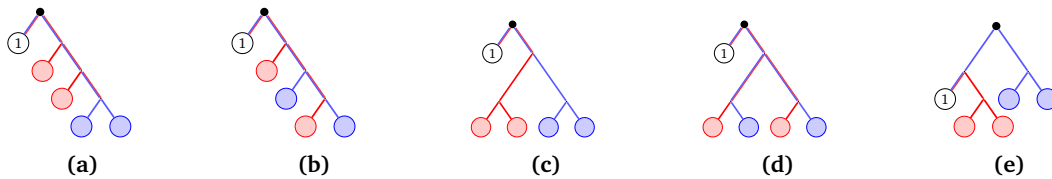









Fig. 11 Every way (up to isomorphism) to obtain two disjoint subtree-flags isomorphic to  in trees of size 5

We then see that, for  and , this probability is equal to 1: any ①-subtree-flag of size 3 in these tree-flags is isomorphic to . For , this probability is equal to $\frac{1}{3}$. Indeed, the only ①-subtree-flags isomorphic to  in this tree are induced by pairs of leaves of the same height, who account for $\frac{1}{3}$ of all the pairs of leaves.

Finally, we obtain the following expression for the square of :

$$\begin{array}{c} \text{①-tree-flag of size 3} \end{array} \cdot \begin{array}{c} \text{①-tree-flag of size 3} \end{array} = \begin{array}{c} \text{Tree-flag 1} \end{array} + \begin{array}{c} \text{Tree-flag 2} \end{array} + \frac{1}{3} \begin{array}{c} \text{Tree-flag 3} \end{array}$$

3.5 Downward operator

To go back from the space of linear combinations of tree-flags to the set of quantum trees, we use the *downward operator* adapted to rooted binary trees. The downward operator $\llbracket \cdot \rrbracket$ averages flags over all choices of labels: it unlabels the flags. For a σ -tree-flag T , we denote $T|_0$ the tree obtained simply by forgetting the labels of T . We then have

$$\llbracket T \rrbracket_\sigma = q_\sigma(T) \cdot T|_0,$$

where

$$q_\sigma(T) = \frac{(n - |\sigma|)!}{n!} \cdot \frac{|\text{Aut}(T|_0)|}{|\text{Aut}(T)|}$$

is a normalizing factor equal to the probability that a random injective map $\theta : V(\sigma) \rightarrow V(T)$ is such that $(T|_0, \theta)$ is a σ -tree-flag isomorphic to T . We can extend this operator to quantum graphs: this then provides us with a linear map from \mathcal{A}^σ to the space of (unlabeled) trees \mathbb{T}^\emptyset . This is exceedingly useful, as Theorem 3.3 makes it possible to prove statements in \mathcal{A}^\emptyset using true statements in \mathcal{A}^σ .

Theorem 3.3 (Theorem 3.1 in [38]). *Let $T \in \mathcal{A}^\sigma$ be a nonnegative quantum tree, i.e. $\phi_\mathcal{T}(T) \geq 0$ for all increasing sequences \mathcal{T} . Then $\llbracket T \rrbracket \geq 0$ is also nonnegative.*

We give a few examples of applications of the downwards operator below.

$$\begin{aligned} \llbracket \begin{array}{c} \bullet \\ / \quad \backslash \\ \textcircled{1} \quad \bullet \\ | \quad | \\ \bullet \quad \bullet \end{array} \rrbracket &= \frac{1}{3} \begin{array}{c} \bullet \\ / \quad \backslash \\ \bullet \quad \bullet \\ | \quad | \\ \bullet \quad \bullet \end{array} \\ \llbracket \begin{array}{c} \bullet \\ / \quad \backslash \\ \bullet \quad \textcircled{1} \\ | \quad | \\ \bullet \quad \bullet \end{array} \rrbracket &= \frac{2}{3} \begin{array}{c} \bullet \\ / \quad \backslash \\ \bullet \quad \bullet \\ | \quad | \\ \bullet \quad \bullet \end{array} \\ \llbracket \left(\begin{array}{c} \bullet \\ / \quad \backslash \\ \textcircled{1} \quad \bullet \\ | \quad | \\ \bullet \quad \bullet \end{array} \right)^2 \rrbracket &= \frac{1}{5} \begin{array}{c} \bullet \\ / \quad \backslash \\ \bullet \quad \bullet \\ / \quad \backslash \\ \bullet \quad \bullet \quad \bullet \quad \bullet \end{array} + \frac{1}{5} \begin{array}{c} \bullet \\ / \quad \backslash \\ \bullet \quad \bullet \\ / \quad \backslash \\ \bullet \quad \bullet \quad \bullet \quad \bullet \end{array} + \frac{1}{15} \begin{array}{c} \bullet \\ / \quad \backslash \\ \bullet \quad \bullet \\ / \quad \backslash \\ \bullet \quad \bullet \quad \bullet \quad \bullet \end{array} \end{aligned}$$

All averaged products of trees-flags needed for up to the 6th level of the hierarchy (defined in the next section) are given in Appendix 6.

4 Flag sums of squares and semidefinite programming

We now explain how we use and implement the flag algebra of trees to obtain computer-assisted bounds on inducibilities of trees.

Quantum trees $S \in \mathcal{A}^\sigma$ correspond to functions which send tree sequences \mathcal{T} to real numbers $\phi_\mathcal{T}(S)$. Thus, analogously to polynomial optimization [28], we can use the sums of squares method to compute bounds on extremal problems in trees. The idea is simple: If $f = c_1 T_1 + \dots + c_n T_n$ is a quantum flag in the algebra \mathcal{A}^σ , then both its square f^2 and, more importantly, its unlabeled square $\llbracket f^2 \rrbracket$ are nonnegative functions on tree sequences (see Theorem 3.14 in [38]). Thus, every squared and unlabeled quantum flag proves an inequality of the form $\llbracket f^2 \rrbracket \geq 0$ in \mathcal{A}^\emptyset .

Let \mathcal{F}_σ be a vector of n tree-flags of type σ . Quantum flags in $\mathbb{R}\mathcal{F}_\sigma \subset \mathcal{A}^\sigma$ are of the form

$$f = c^\top \mathcal{F}_\sigma,$$

where $c \in \mathbb{R}^{\mathcal{F}_\sigma}$ is the vector of coefficients of the quantum flag. Unlabeled squares of quantum flags can be written as

$$\llbracket f^2 \rrbracket = \llbracket (c^\top \mathcal{F}_\sigma)^2 \rrbracket = \llbracket \langle c c^\top, \mathcal{F}_\sigma \mathcal{F}_\sigma^\top \rangle \rrbracket = \langle c c^\top, \llbracket \mathcal{F}_\sigma \mathcal{F}_\sigma^\top \rrbracket \rangle,$$

where

$$\langle A, B \rangle := \text{tr}(A^\top B) = \sum_{i,j=1}^n A_{ij} B_{ij}$$

denotes the *trace inner product* of (symmetric) matrices $A, B \in S^n$.

Here, cc^\top is a rank-one *positive semidefinite matrix*, i.e. $v^\top(cc^\top)v = (c^\top v)^2 \geq 0$ for all vectors $v \in \mathbb{R}^n$. Positive semidefinite matrices form a convex cone $S_{\geq 0}^n$. We denote $X \in S_{\geq 0}^n$ by $X \succcurlyeq 0$. Hence, flag sums of squares $\llbracket \sum_{i=1}^k f_i^2 \rrbracket$, where the f_i are quantum flags in \mathcal{A}^σ , are of the form

$$\langle M_\sigma, \llbracket \mathcal{F}_\sigma \mathcal{F}_\sigma^\top \rrbracket \rangle$$

where $M_\sigma \in S_{\geq 0}^n$ is a positive semidefinite matrix.

Of course, we can combine sums of squares coming from algebras \mathcal{A}^σ of different types σ . In general, we can work with a family $(\mathcal{F}_\sigma)_\sigma$, where $\mathcal{F}_\sigma \subseteq \mathcal{A}^\sigma$ are vectors of flags. We call

$$f = \sum_{\sigma} \langle M_\sigma, \llbracket \mathcal{F}_\sigma \mathcal{F}_\sigma^\top \rrbracket \rangle,$$

where the M_σ are positive semidefinite matrices of appropriate sizes, a *sum of squares certificate* for the nonnegativity of a quantum tree $f \in \mathcal{A}^\emptyset$.

4.1 A hierarchy of SDPs

Comparing the coefficients of a quantum flag $f \in \mathcal{A}^\emptyset$ with the coefficients in the sum of squares $\sum_{\sigma} \langle M_\sigma, \llbracket \mathcal{F}_\sigma \mathcal{F}_\sigma^\top \rrbracket \rangle$ (up to quotienting out \mathcal{K}^\emptyset) leads to linear constraints on the coefficients of the positive semidefinite matrices M_σ . To implement the quotient algebra $\mathcal{A}^\emptyset := \mathbb{R}\mathcal{F}_\emptyset / \mathcal{K}^\emptyset$ we can add free variables corresponding to a basis of \mathcal{K}^\emptyset .

What remains to decide is which vectors of flags \mathcal{F}_σ to use. We chose to implement the analogue of the SDP hierarchy used by the software Flagmatic, as it is described in Section 2.3 of [21]. For each natural number $L \in \mathbb{N}$, we define a level L of the hierarchy, which we denote by $\text{SOS}_L \subseteq \mathcal{A}^\emptyset$. For level L of the hierarchy, we consider flags of types σ with $|\sigma| \leq L$ and $|\sigma| \equiv L \pmod{2}$. We then form the vector \mathcal{F}_σ to consist of all σ -flags with exactly $(L - |\sigma|)/2$ unlabeled leaves up to (label preserving) isomorphism. This way, all products of flags in each $\mathcal{F}_\sigma \mathcal{F}_\sigma^\top$ results in a tree with exactly L vertices. We would not gain anything here by considering types with $|\sigma| + 1 \equiv L \pmod{2}$, or flags with fewer unlabeled leaves due to the quotient relations (4).

With this choice of types and vectors of flags, we define the L th level of the hierarchy as

$$\text{SOS}_L := \left\{ \sum_{\sigma} \langle M_\sigma, \llbracket \mathcal{F}_\sigma \mathcal{F}_\sigma^\top \rrbracket \rangle \mid M_\sigma \succcurlyeq 0 \right\} \subseteq \mathcal{A}^\emptyset.$$

We give a list of sizes of the semidefinite blocks of the hierarchy for the first few levels in Table 1.

Level	Block sizes	Sum
4	$3_1 1_3$	6
5	$5_1 2_1 1_3$	10
6	$9_1 7_2 1_7$	30
7	$20_1 9_3 4_1 1_{11}$	62
8	$35_2 25_1 11_6 2_1 1_{23}$	186
9	$70_1 54_3 13_{11} 9_1 1_{46}$	430
10	$147_2 77_6 69_1 15_{23} 3_1 1_{98}$	1271
11	$264_3 230_1 104_{11} 20_1 17_{46} 1_{207}$	3175

Table 1: The block sizes of the hierarchy $\text{SOS}_{\text{Level}}$. They are given in the form (size of block)_{multiplicity of block}.

4.2 Computational approach

We implemented the flag algebra of trees as part of the Julia package `FlagSOS.jl`² introduced in the thesis [8]. All code to recover the results of the paper is available as ancillary file.

Computing products of tree flags. We compute all relevant products between flags simultaneously in a pre-processing step: We first generate all trees up to isomorphism (up to a T number of leaves, where L is the level of the hierarchy). For each such tree t we then compute all pairs of (possibly overlapping) subtrees (t_1, t_2) of t such that their union of leaves is the set of leaves of t . Adding labels to the vertices in the overlap gives us a contribution to the product of the flags $t_1 \cdot t_2$.

²<https://github.com/DanielBrosch/FlagSOS.jl>

Rounding. The matrices M_σ returned by the solver are only approximately positive semi-definite, i.e. the matrices may have eigenvalues slightly below zero. To work around this, we do the following: We (numerically) compute the eigenvalues and eigenvectors of the M_σ , and fix the negative eigenvalues to zero. We then round the eigenvectors, scaled by the square roots of the positive eigenvalues, to rationals, to compute a decomposition $M_\sigma \approx V_\sigma V_\sigma^\top \succcurlyeq 0$, where V_σ is a rational rectangular matrix. As $V_\sigma V_\sigma^\top$ is positive semidefinite, we obtain a rational certificate:

$$\sum_{\sigma} \langle M_\sigma, \llbracket \mathcal{F}_\sigma \mathcal{F}_\sigma^\top \rrbracket \rangle + f_{\text{err}} = \sum_{\sigma} \langle V_\sigma V_\sigma^\top, \llbracket \mathcal{F}_\sigma \mathcal{F}_\sigma^\top \rrbracket \rangle \geq 0.$$

Here $f_{\text{err}} = \sum_T c_T T \in \mathcal{A}^\emptyset$ is an error term resulting from the rounding. By definition of trees T as density functionals, we know T takes values in the interval $[0, 1]$. This way we can bound the error term to take values in the interval

$$-\sum_t |c_t| \leq f_{\text{err}} \leq \sum_t |c_t|.$$

In practice, this error is of order 10^{-6} . We add this error with the appropriate sign to computed bounds to obtain rigorous bounds.

Solvers. We solve all SDPs in this paper with Mosek [3] on a server equipped with an AMD EPYC 7532 32-Core Processor @ 3.30GHz and 1024GB of RAM. The loss in objective after applying the above rounding procedure was, in all cases, of order 10^{-6} .

5 Results

In this section, we show and explain some of the more interesting results we obtained thanks to the flag algebra of trees, on the inducibility of trees and on their tree-profiles.

5.1 Inducibility

We can build an SDP based hierarchy for approximating the inducibility of a tree S the following way:


$$I(S) := \max_{\mathcal{T}} \phi_{\mathcal{T}}(S) = \max S = \min\{t \mid t - S \geq 0\} \leq \min\{t \mid t - S \in \text{SOS}_L\} =: I_L(S),$$

where $L \geq |S|$ is the level of the hierarchy. We are able to compute $I_{11}(S)$ numerically for all trees with up to 11 leaves in at most 10 seconds each. All these results are given in Appendix 6. We present here our results for some selected trees: all the non-trivial trees up to size 6, the ones with a known inducibility proven in [13]; and the one with known tight upper and lower bounds, obtained in [17], for which we detail the evolution with the levels of the hierarchy.


Recovering known inducibilities. We recall the exact inducibilities obtained by Czaparka et al. [13]: all caterpillar trees have inducibility 1, and each even tree of size k has inducibility $I(E_k) = k! \cdot c_k$, where

$$c_{2s} = \frac{c_s^2}{2^{2s} - 2},$$

$$c_{2s+1} = \frac{c_s c_{s+1}}{2^{2s} - 1}.$$

We show in Table 2 the bounds on the inducibility that we obtain at levels 10 (in column I_{10}) and 11 (in column I_{11}) of the hierarchy for the inducibilities of all non-trivial trees up to size 6 (excluding tree  for which we give more detailed results below). We also include our bounds for the even trees up to size 10, and compare them to their inducibility. Note that in some cases $I_{11}(T) > I_{10}(T)$, which is due to the SDP solver not solving the SDP exactly, and the rounding procedure described in Section 4.2 applied after.

We note that level 10 of the hierarchy already allows us to recover known inducibilities up to a precision of 10^{-5} .

Improving bounds on a particular tree. The tree  has proven very challenging to study. Its inducibility is not yet known, but some bounds have been obtained algorithmically by Dossou-Olory and Wagner [17], improving














Tree	I_{11}	I_{10}	Inducibility
$E_4 =$ 	0.4285724	0.4285723	0.4285714
$\text{Cat}_4 =$ 	1.0000023	1.0000001	1.0000000
$E_5 =$ 	0.6666669	0.6666692	0.6666667
$E_6 =$ 	0.3225817	0.3225814	0.3225806
	0.2073743	0.2073739	-
	0.4687508	0.4687506	-
	0.3411657	0.3411696	-
	0.1914539	0.1914929	-
$E_7 =$ 	0.2380974	0.2380958	0.2380952
$E_8 =$ 	0.0506190	0.0506189	0.0506187
$E_9 =$ 	0.1411782	0.1411783	0.1411765
$E_{10} =$ 	0.1095907	0.1095919	0.1095890

Table 2: Bounds and inducibilities of non-trivial trees up to size 6 and even trees up to size 10

results from [13]. They are as follows

$$0.247071 \leq I \left(\begin{array}{c} \circ \\ \swarrow \searrow \\ \circ \quad \circ \\ \swarrow \searrow \swarrow \searrow \\ \circ \quad \circ \quad \circ \quad \circ \end{array} \right) \leq \frac{32828685715097}{132667832500200} \approx 0.247450. \quad (5)$$

In Table 3, we present the upper bounds we obtain for the inducibility of  at each level of the SDP hierarchy between 5 and 11, where the ones improving (5) are marked in red.

We see that we are able to improve the previous best bound from level 9 upwards. With level 11, the bound we obtain allows us to reduce substantially the optimality gap in (5): from $37.9 \cdot 10^{-5}$ to $8.5 \cdot 10^{-5}$.

In both [13] and [17], the authors raise the possibility that this tree may have an irrational inducibility - if rational, it would have to have a denominator of at least 89. Proving this could be possible using our flag algebra software, and would answer the still open question of the possible irrationality of the inducibility of a tree.

Level	Bound
5	0.3333335
6	0.2602938
7	0.2506628
8	0.2476918
9	0.2471867
10	0.2471585
11	0.2471566

Table 3: Evolution of the bounds in function of the level of the hierarchy for



5.2 Tree-profiles

We can compute a hierarchy of outer approximations of profiles of trees $\text{profile}(T, S) \subseteq [0, 1]^2$. The idea is the following: We partition the interval $[\min T, \max T]$ into smaller intervals

$$[\min T, \max T] = [a_1 = \min T, a_2] \cup [a_2, a_3] \cup \dots \cup [a_{n-1}, a_n = \max T].$$

On each interval $[a_i, a_{i+1}]$ we can then compute functions f_{lower} and f_{upper} which lower- (resp. upper-) bound the slice

$$\text{profile}(T, S) \cap ([a_i, a_{i+1}] \times \mathbb{R}),$$

in the sense that $S - f_{\text{lower}}(T) \geq 0$ and $f_{\text{upper}}(T) - S \geq 0$ if $T \in [a_i, a_{i+1}]$. We can optimize over (a suitable family of) integrable functions, trying to match them as closely as possible to the profile:

$$\begin{aligned} \max_{f_{\text{lower}}} \int_{a_i}^{a_{i+1}} f_{\text{lower}}(x) dx & \quad \min_{f_{\text{upper}}} \int_{a_i}^{a_{i+1}} f_{\text{upper}}(x) dx \\ \text{s.t. } S - f_{\text{lower}}(T) \geq 0 \text{ if } T \in [a_i, a_{i+1}]. & \quad \text{s.t. } f_{\text{upper}}(T) - S \geq 0 \text{ if } T \in [a_i, a_{i+1}]. \end{aligned}$$

Note that $f(T) \in \mathcal{A}^\varnothing$ if f is a polynomial in $\mathbb{R}[x]$. While we can compute a high enough level of the hierarchy to use quadratic functions if T has less than 6 leaves, in practice it does not seem to result in much better approximations when compared to linear functions. Thus, we compute linear upper and lower bounds $f_{\text{lower}}(x) = ax + b, f_{\text{upper}}(x) = cx + d$ on the (sliced) profile by approximating

$$\begin{aligned} \max_{a,b} \frac{1}{2}a(a_{i+1}^2 - a_i^2) + b(a_{i+1} - a_i) & \quad \min_{c,d} \frac{1}{2}c(a_{i+1}^2 - a_i^2) + d(a_{i+1} - a_i) \\ \text{s.t. } S - aT - b \geq 0 \text{ if } T \in [a_i, a_{i+1}]. & \quad \text{s.t. } cT + d - S \geq 0 \text{ if } T \in [a_i, a_{i+1}]. \end{aligned}$$

This kind of problem is an instance of the flag algebraic analogue to the *generalized problem of moments*, see for example the dual formulation (equation 4) in the survey [27].

We can relax this problem (following the outer approximation in [27]) to an SDP by replacing the nonnegativity constraint by being an element of the *truncated quadratic module* generated by $T - a_i \geq 0$ and $a_{i+1} - T \geq 0$

$$M_L(T - a_i, a_{i+1} - T) := \{s_0 + (T - a_i)s_1 + (a_{i+1} - T)s_2 \mid s_0 \in \text{SOS}_L, s_1, s_2 \in \text{SOS}_{L-|T|}\}.$$

Note that, by definition, the elements of $M_L(T - a_i, a_{i+1} - T) \subseteq \mathcal{A}^\varnothing$ are nonnegative on sequences of trees whose T density lies in $[a_i, a_{i+1}]$. Optimizing over the quadratic module amounts to solving an SDP. Here $M_L(T - a_i, a_{i+1} - T)$ was truncated such that it only contains quantum trees with at most L leaves.

What we call level L of the outer approximation of the (T, S) -profile is the piece-wise linear bound obtained from solving all pairs of SDPs for each slice of the profile:

$$\begin{aligned} \max_{a,b} \frac{1}{2}a(a_{i+1}^2 - a_i^2) + b(a_{i+1} - a_i) & \quad \min_{c,d} \frac{1}{2}c(a_{i+1}^2 - a_i^2) + d(a_{i+1} - a_i) \\ \text{s.t. } S - aT - b \in M_L(T - a_i, a_{i+1} - T). & \quad \text{s.t. } cT + d - S \in M_L(T - a_i, a_{i+1} - T). \end{aligned}$$

In all profile approximations pictured in this paper we sliced them into 100 sections.

we provide in Appendix 6 8 particularly interesting outer approximations of tree-profiles, where several level of the hierarchy are represented. We will now study three of them more thoroughly.

Outer approximations of the tree-profiles of the caterpillar trees of sizes 4 to 6 versus the even tree of size 6. We turn our attention to the tree-profiles of Cat_k , the caterpillar tree of size k , and E_6 , the even tree of size 6, for $k \in \{4, 5, 6\}$. The four trees involved are recalled in Figure 12.



Fig. 12 The caterpillar trees of sizes 4, 5 and 6 and the even tree of size 6

The three outer approximations of the tree-profiles of Cat_k and E_6 for $k \in \{4, 5, 6\}$ are represented in the first row of Figure 13. Each level of the SDP hierarchy from 6 to 11 is drawn, the approximation becoming tighter as the level increases. We can thus clearly visualize the improvement brought the levels of the hierarchy, and note that they all seem to converge to tree-profiles with similar characteristics. The upper boundary appears to have two parts: we will give a conjecture for the expression of the right part. The right part of the upper bound turns non-convex and appears (numerically) sharp at levels 8, 9 and 10, respectively. The lower boundary, however, seems more complex: the approximations are composed of multiple different sections (some which, maybe most of which, may not be visible yet), and each level of the hierarchy is able to substantially improve the approximation. This behavior is made obvious when plotting separately the improvement of the lower approximation with each level of the hierarchy. In each figure of the second row of Figure 13 are represented the respective gaps between the lower boundary obtained at levels 7, 8 and 8 respectively of the hierarchy and those obtained at each level from 6 to 11. The leftmost section of each lowerbound appears (close to) linear, and is followed by (at least) two "scallops". As soon as the level reaches 7, 8 and 8 respectively, the bound appears to stabilize at the point where the two scallops meet, suggesting existence of a "nice" extremal configuration. In the scallops themselves, the bounds improve strictly at every level, but numerics become more obvious, making it hard to claim anything specific. The apparent complexity of approximating these lower boundaries suggests that more advanced strategies (such as the *variational methods* Razborov used for the triangle-edge profile [39]) may be necessary to find exact bounds.

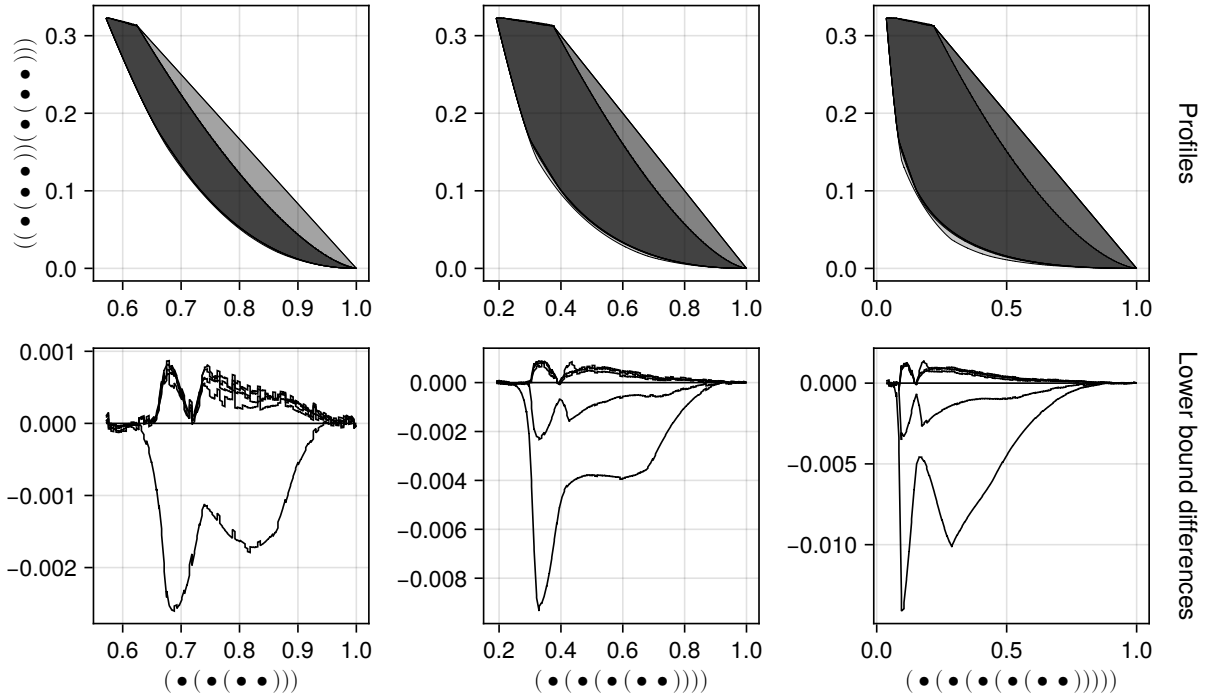
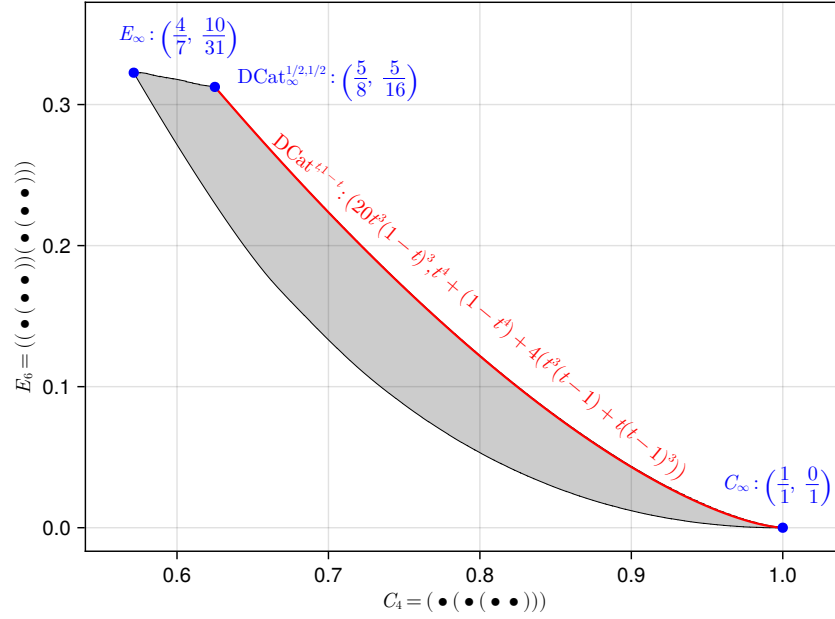


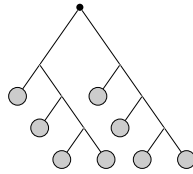
Fig. 13 Tree-profiles and lower bound differences of Cat_4 , Cat_5 and Cat_6 versus E_6

We will now formulate a conjecture for the right part of the upper boundary of each of these tree-profiles and prove some points of interest on these boundaries, depicted in Figure 14 for Cat_4 .

Fig. 14 Tree-profile of Cat_4 and E_6

Point 1: Right-most corner of the upper boundary. In each of these profiles, we can easily identify the known point $(1, 0)$ corresponding to the infinite caterpillar Cat_∞ , in which every finite caterpillar has density 1 and all other trees have density 0.

Right part of the upper boundary: the infinite double caterpillar. Let us denote $\text{DCat}_n^{p,q}$ the double caterpillar of size n , composed of two caterpillars of size n joined at the root with ratio (p, q) , i.e., one of the sides is a caterpillar of size $\lfloor pn \rfloor$ and the other is a caterpillar of size $\lceil qn \rceil$, with $p + q = 1$.

Fig. 15 $\text{DCat}_8^{\frac{1}{2}, \frac{1}{2}}$: the double caterpillar of size 8 with ratio $(\frac{1}{2}, \frac{1}{2})$

For any $k \geq 1$, the subtree density of Cat_k in $\text{DCat}_n^{p,q}$ is

$$p(\text{Cat}_k, \text{DCat}_n^{p,q}) = \frac{\binom{\lfloor pn \rfloor}{k} + \binom{\lceil qn \rceil}{k} + \lfloor pn \rfloor \cdot \binom{\lceil qn \rceil}{k-1} + \lceil qn \rceil \cdot \binom{\lfloor pn \rfloor}{k-1}}{\binom{n}{k}}.$$

Indeed, among the $\binom{n}{k}$ ways to pick a subset of leaves of size k of $\text{DCat}_n^{p,q}$, the ones inducing a tree isomorphic to Cat_k are:

- the $\binom{\lfloor pn \rfloor}{k} + \binom{\lceil qn \rceil}{k}$ ways of picking all k leaves from the same side of the double caterpillar;
- and the $\lfloor pn \rfloor \cdot \binom{\lceil qn \rceil}{k-1} + \lceil qn \rceil \cdot \binom{\lfloor pn \rfloor}{k-1}$ ways of picking $(k-1)$ leaves on the same side of the double caterpillar, and the last leaf on the opposite side.

As n tends to infinity, we obtain that

$$\begin{aligned} p(\text{Cat}_k, \text{DCat}_\infty^{p,q}) &= \frac{\frac{p^k n^k}{k!} + \frac{q^k n^k}{k!} + \frac{pq^{k-1} n^k}{(k-1)!} + \frac{p^{k-1} q n^k}{(k-1)!}}{\frac{n^k}{k!}} \\ &= p^k + q^k + k(pq^{k-1} + p^{k-1}q), \end{aligned} \quad (6)$$

where $\text{DCat}_\infty^{p,q} = (\text{DCat}_n^{p,q})_{n \geq 2}$ is the increasing sequence of double caterpillars with ratio (p, q) .

The subtree density of E_6 in $\text{DCat}_n^{p,q}$ is

$$p(E_6, \text{DCat}_n^{p,q}) = \frac{\binom{\lfloor pn \rfloor}{3} \binom{\lfloor qn \rfloor}{3}}{\binom{n}{6}}.$$

Indeed, the only way to pick a subset of 6 leaves in $\text{DCat}_n^{p,q}$ inducing a tree isomorphic to E_6 , is to pick 3 leaves on each side of $\text{DCat}_n^{p,q}$. We can thus compute the density of E_6 in $\text{DCat}_\infty^{p,q}$:

$$\begin{aligned} p(E_6, \text{DCat}_\infty^{p,q}) &= \frac{\frac{p^3 q^3 n^6}{(3!)^2}}{\frac{n^6}{6!}} \\ &= 20p^3 q^3. \end{aligned} \quad (7)$$

Conjecture 1. $\text{DCat}_\infty^{p,1-p}$ lies on the upper boundary of the tree-profile of Cat_k and E_6 for all values of $k \geq 4$ and $p \in [0, 1]$.

For every point of this curve, we are able to obtain a (numerically exact) sum of squares certificate that it indeed lies on the boundary of the profile. However, in the absence of information about the algebraic degree of the curve, this is not enough to prove Conjecture 1, for we would need a parametrized family of sum of squares certificates for each point.

Point 2: Middle corner of the upper boundary. For each $k \in \{4, 5, 6\}$, we will now prove one point on the upper boundary of the tree-profile of Cat_k and E_6 : the points $(\frac{5}{8}, \frac{5}{16})$ for $k = 4$, $(\frac{3}{8}, \frac{5}{16})$ for $k = 5$ and $(\frac{7}{32}, \frac{5}{16})$ for $k = 6$. To do so, we will first show that each point is part of the profile corresponding to the densities of Cat_k and E_6 in the infinite double caterpillar; then we will provide a sum of squares certificate proving that they indeed lie on the upper boundary.

We can apply our previous results to compute the densities of Cat_4 , Cat_5 , Cat_6 and E_6 in the “balanced” infinite double caterpillar, i.e. the infinite double caterpillar with ratio $(\frac{1}{2}, \frac{1}{2})$. In this case, we obtain from (6)

$$p(\text{Cat}_k, \text{DCat}_\infty^{\frac{1}{2}, \frac{1}{2}}) = \frac{k+1}{2^{k-1}}.$$

We thus have

$$\begin{aligned} p(\text{Cat}_4, \text{DCat}_\infty^{\frac{1}{2}, \frac{1}{2}}) &= \frac{5}{8} = 0.625, \\ p(\text{Cat}_5, \text{DCat}_\infty^{\frac{1}{2}, \frac{1}{2}}) &= \frac{3}{8} = 0.375, \\ p(\text{Cat}_6, \text{DCat}_\infty^{\frac{1}{2}, \frac{1}{2}}) &= \frac{7}{32} = 0.21875, \end{aligned}$$

and, following from (7)

$$p(E_6, \text{DCat}_\infty^{\frac{1}{2}, \frac{1}{2}}) = \frac{5}{16} = 0.3125.$$

Our flag algebra software then gives us for each of these points a sum of squares certificate proving that they actually lie on the upper boundary of the tree-profiles. We detail below the certificate for $k = 4$, and include (very similar) certificates for $k \in \{5, 6\}$ as ancillary files.

We have

$$\left[\left(2 \begin{array}{c} \bullet \\ \swarrow \quad \searrow \\ \textcircled{3} \quad \textcircled{4} \quad \textcircled{2} \\ \quad \quad \quad \bullet \\ \quad \quad \quad \swarrow \quad \searrow \\ \quad \quad \quad \textcircled{1} \quad \textcircled{2} \end{array} + 2 \begin{array}{c} \bullet \\ \swarrow \quad \searrow \\ \textcircled{3} \quad \textcircled{4} \quad \textcircled{2} \\ \quad \quad \quad \bullet \\ \quad \quad \quad \swarrow \quad \searrow \\ \quad \quad \quad \textcircled{1} \quad \textcircled{2} \end{array} + 2 \begin{array}{c} \bullet \\ \swarrow \quad \searrow \\ \textcircled{3} \quad \textcircled{4} \quad \textcircled{1} \\ \quad \quad \quad \bullet \\ \quad \quad \quad \swarrow \quad \searrow \\ \quad \quad \quad \textcircled{2} \quad \textcircled{2} \end{array} - \begin{array}{c} \bullet \\ \swarrow \quad \searrow \\ \textcircled{3} \quad \textcircled{4} \quad \textcircled{1} \\ \quad \quad \quad \bullet \\ \quad \quad \quad \swarrow \quad \searrow \\ \quad \quad \quad \textcircled{1} \quad \textcircled{2} \end{array} \right)^2 \right]$$

$$= \frac{4}{15} \begin{array}{c} \bullet \\ \swarrow \quad \searrow \\ \bullet \quad \bullet \\ \swarrow \quad \searrow \quad \swarrow \quad \searrow \\ \bullet \quad \bullet \quad \bullet \quad \bullet \end{array} + \frac{4}{15} \begin{array}{c} \bullet \\ \swarrow \quad \searrow \\ \bullet \quad \bullet \\ \swarrow \quad \searrow \quad \swarrow \quad \searrow \\ \bullet \quad \bullet \quad \bullet \quad \bullet \end{array} - \frac{2}{5} \begin{array}{c} \bullet \\ \swarrow \quad \searrow \\ \bullet \quad \bullet \\ \swarrow \quad \searrow \quad \swarrow \quad \searrow \\ \bullet \quad \bullet \quad \bullet \quad \bullet \end{array} + \frac{1}{3} \begin{array}{c} \bullet \\ \swarrow \quad \searrow \\ \bullet \quad \bullet \\ \swarrow \quad \searrow \quad \swarrow \quad \searrow \\ \bullet \quad \bullet \quad \bullet \quad \bullet \end{array}$$

We recall that all averaged products of trees-flags with up to 6 vertices are given in Appendix 6. We thus obtain that

$$4 \begin{array}{c} \bullet \\ \swarrow \quad \searrow \\ \bullet \quad \bullet \\ \swarrow \quad \searrow \quad \swarrow \quad \searrow \\ \bullet \quad \bullet \quad \bullet \quad \bullet \end{array} + 4 \begin{array}{c} \bullet \\ \swarrow \quad \searrow \\ \bullet \quad \bullet \\ \swarrow \quad \searrow \quad \swarrow \quad \searrow \\ \bullet \quad \bullet \quad \bullet \quad \bullet \end{array} - 6 \begin{array}{c} \bullet \\ \swarrow \quad \searrow \\ \bullet \quad \bullet \\ \swarrow \quad \searrow \quad \swarrow \quad \searrow \\ \bullet \quad \bullet \quad \bullet \quad \bullet \end{array} + 5 \begin{array}{c} \bullet \\ \swarrow \quad \searrow \\ \bullet \quad \bullet \\ \swarrow \quad \searrow \quad \swarrow \quad \searrow \\ \bullet \quad \bullet \quad \bullet \quad \bullet \end{array} \geq 0. \quad (8)$$

Using the following quotient relations

$$\begin{array}{c} \bullet \\ \swarrow \quad \searrow \\ \bullet \quad \bullet \\ \swarrow \quad \searrow \quad \swarrow \quad \searrow \\ \bullet \quad \bullet \quad \bullet \quad \bullet \end{array} = \begin{array}{c} \bullet \\ \swarrow \quad \searrow \\ \bullet \quad \bullet \\ \swarrow \quad \searrow \quad \swarrow \quad \searrow \\ \bullet \quad \bullet \quad \bullet \quad \bullet \end{array} + \begin{array}{c} \bullet \\ \swarrow \quad \searrow \\ \bullet \quad \bullet \\ \swarrow \quad \searrow \quad \swarrow \quad \searrow \\ \bullet \quad \bullet \quad \bullet \quad \bullet \end{array}$$

and

$$\begin{array}{c} \bullet \\ \swarrow \quad \searrow \\ \bullet \quad \bullet \\ \swarrow \quad \searrow \quad \swarrow \quad \searrow \\ \bullet \quad \bullet \quad \bullet \quad \bullet \end{array} = \frac{2}{3} \begin{array}{c} \bullet \\ \swarrow \quad \searrow \\ \bullet \quad \bullet \\ \swarrow \quad \searrow \quad \swarrow \quad \searrow \\ \bullet \quad \bullet \quad \bullet \quad \bullet \end{array} + \begin{array}{c} \bullet \\ \swarrow \quad \searrow \\ \bullet \quad \bullet \\ \swarrow \quad \searrow \quad \swarrow \quad \searrow \\ \bullet \quad \bullet \quad \bullet \quad \bullet \end{array} + \frac{1}{6} \begin{array}{c} \bullet \\ \swarrow \quad \searrow \\ \bullet \quad \bullet \\ \swarrow \quad \searrow \quad \swarrow \quad \searrow \\ \bullet \quad \bullet \quad \bullet \quad \bullet \end{array} + \frac{2}{3} \begin{array}{c} \bullet \\ \swarrow \quad \searrow \\ \bullet \quad \bullet \\ \swarrow \quad \searrow \quad \swarrow \quad \searrow \\ \bullet \quad \bullet \quad \bullet \quad \bullet \end{array}$$

we can rewrite (8) as

$$5 - 5 \begin{array}{c} \bullet \\ \swarrow \quad \searrow \\ \bullet \quad \bullet \\ \swarrow \quad \searrow \quad \swarrow \quad \searrow \\ \bullet \quad \bullet \quad \bullet \quad \bullet \end{array} - 6 \begin{array}{c} \bullet \\ \swarrow \quad \searrow \\ \bullet \quad \bullet \\ \swarrow \quad \searrow \quad \swarrow \quad \searrow \\ \bullet \quad \bullet \quad \bullet \quad \bullet \end{array} \geq \begin{array}{c} \bullet \\ \swarrow \quad \searrow \\ \bullet \quad \bullet \\ \swarrow \quad \searrow \quad \swarrow \quad \searrow \\ \bullet \quad \bullet \quad \bullet \quad \bullet \end{array} \geq 0,$$

i.e.,

$$5 \begin{array}{c} \bullet \\ \swarrow \quad \searrow \\ \bullet \quad \bullet \\ \swarrow \quad \searrow \quad \swarrow \quad \searrow \\ \bullet \quad \bullet \quad \bullet \quad \bullet \end{array} + 6 \begin{array}{c} \bullet \\ \swarrow \quad \searrow \\ \bullet \quad \bullet \\ \swarrow \quad \searrow \quad \swarrow \quad \searrow \\ \bullet \quad \bullet \quad \bullet \quad \bullet \end{array} \leq 5. \quad (9)$$

The point $(\frac{5}{8}, \frac{5}{16})$ maximizes (9) in both directions. Thus, it lies on a corner of upper boundary of the tree-profile of Cat_4 and E_6 .

The certificates for Cat_5 and Cat_6 are very similar, and are given as ancillary files.

Point 3: Left-most corner of the upper boundary. The works of Dossou-Olory and Wagner provide us with the left-most corners of the upper boundaries: the points $(\frac{4}{7}, \frac{10}{31})$, $(\frac{4}{21}, \frac{10}{31})$, and $(\frac{8}{217}, \frac{10}{31})$, for $k = 4$, $k = 5$, and $k = 6$, respectively. Indeed, they showed that they correspond to the densities of Cat_k and E_6 in the sequence of even trees $E_\infty = (E_n)_{n \rightarrow \infty}$, who simultaneously minimize the density of Cat_k and maximize the one of E_6 .

Dossou-Olory proves in [15] that the minimum asymptotic density of caterpillar trees is attained for E_∞ , and gives an explicit expression of this density. In the case of a binary caterpillar of size k , the formula is the following

$$p(\text{Cat}_k, E_\infty) = \frac{k!}{2} \cdot \prod_{j=1}^{k-1} (2^j - 1)^{-1}.$$

Applying this for $k = 4, 5, 6$, we directly obtain

$$p(\text{Cat}_4, E_\infty) = \frac{4}{7},$$

$$p(\text{Cat}_5, E_\infty) = \frac{4}{21}$$

and

$$p(\text{Cat}_6, E_\infty) = \frac{8}{217}.$$

We know from [13] that for every $r \geq 1$, the inducibility of E_r is attained in the sequence E_∞ , and that $i(E_r) = p(E_r, E_\infty) = r! \cdot c_r$, where

$$c_{2s} = \frac{c_s^2}{2^{2s} - 2},$$

$$c_{2s+1} = \frac{c_s c_{s+1}}{2^{2s} - 1}.$$

This then gives us, with $r = 6$,



$$p(E_6, E_\infty) = \frac{10}{31}.$$

Proving nonconvexity of the profiles. In contrast to the (local) profiles of trees considered by Bubeck and Linial [9], Figures 13 and 14 show clearly that the tree-profiles considered in this paper can be nonconvex. We computed a rounded (and as such rigorous) sum of squares certificate for the upper bound $\frac{3322279122457465127}{2520000000000000000} \approx 0.1318365 \approx \frac{135}{1024} = p(E_6, \text{DCat}^{1/4, 3/4})$ for the E_6 density when $\text{Cat}_4 = \frac{101}{128} = p(\text{Cat}_4, \text{DCat}^{1/4, 3/4})$. The certificate is given ancillary file, as it is unfortunately too large to be detailed here.

6 Concluding remarks and open problems

Applying the flag algebra theory to rooted binary trees has proved extremely efficient to obtain bounds on the densities and inducibilities of these trees. These very promising results give us many directions in which to continue researching on this topic: we list here the main ones.

Proving open conjectures on the inducibilities of trees. There are several conjectures about the maximizers of the density of a graph over all graphs of a fixed size. For example, in [13], Czaparka et al. make the following conjecture: for every $n \geq k$, E_n has the largest number of copies of E_k among all binary trees with n leaves. In a similar fashion to what has been done in [30], it may be possible to prove these conjectures using flag algebras. In [17], Dossou-Orly and Wagner make the hypothesis that some trees may have an irrational inducibility, following on a question stated in [13]. As we mentioned in Section 5.1, they consider the even tree on 5 vertices E_5 as a possible tree with irrational inducibility. If the inducibility of this tree is indeed irrational, proving it could be possible using our framework, and would answer this open question.

Further investigation on the tree-profiles. There is still a lot to be discovered about tree-profiles. Our next goal would be to compute the exact description of the tree-profiles in Figure 13. This means, on the one hand proving Conjecture 1, and on the other hand determining the lower boundary which seems, as shown before, much more challenging to approach. Studying other tree-profiles in detail would also be of great interest and could lead us to learn more about the behavior and characteristics and the densities of these trees. In particular, we notice in Figure 23 a sharp angle present on the x -axis at every level of the hierarchy above 1. This leads us to think that we could obtain an exact Turán number of  excluding .

Adapting to other types of trees. The settings to which this can be extended are numerous: d -ary and strictly d -ary trees, unrooted trees, colored trees, tree-pairs of phylogenetic trees as in [2]...

Acknowledgements We are very grateful to Stephan Wagner for introducing us to this topic, and for his very valuable help throughout the project. We thank as well Luis Felipe Vargas for his useful comments.

References

- [1] R. Ahlswede and G. O. H. Katona. Graphs with maximal number of adjacent pairs of edges. *Acta Mathematica Academiae Scientiarum Hungaricae*, 32(1–2):97–120, March 1978.
- [2] Noga Alon, Humberto Naves, and Benny Sudakov. On the maximum quartet distance between phylogenetic trees. *SIAM J. Discrete Math.*, 30(2):718–735, 2016.
- [3] MOSEK ApS. *The MOSEK optimization toolbox for MATLAB manual. Version 10.0.24*, 2024.

- [4] József Balogh, Ping Hu, Bernard Lidický, Oleg Pikhurho, Balázs Udvari, and Jan Volec. Minimum number of monotone subsequences of length 4 in permutations. *Combinatorics, Probability and Computing*, 24(4):658–679, December 2014.
- [5] József Balogh, Ping Hu, Bernard Lidický, and Florian Pfender. Maximum density of induced 5-cycle is achieved by an iterated blow-up of 5-cycle. *European Journal of Combinatorics*, 52:47–58, February 2016.
- [6] József Balogh, Bernard Lidický, Sergey Norin, Florian Pfender, Gelasio Salazar, and Sam Spiro. Crossing numbers of complete bipartite graphs. *Procedia Computer Science*, 223:78–87, 2023.
- [7] Grigoriy Blekherman, Annie Raymond, Mohit Singh, and Rekha Thomas. Tropicalization of graph profiles. *Transactions of the American Mathematical Society*, June 2022.
- [8] Daniel Brosch. Symmetry reduction in convex optimization with applications in combinatorics. 2022.
- [9] Sébastien Bubeck and Nati Linial. On the local profiles of trees. *J. Graph Theory*, 81(2):109–119, 2016.
- [10] Emily Cairncross and Dhruv Mubayi. Ordered and colored subgraph density problems. March 2024.
- [11] Timothy F. N. Chan, Daniel Král’, Bojan Mohar, and David R. Wood. Inducibility and universality for trees. *Combinatorial Theory*, 2(3), October 2022.
- [12] Éva Czabarka, Audace A. V. Dossou-Olory, László A. Székely, and Stephan Wagner. Inducibility of d -ary trees. *Discrete Math.*, 343(2):111671, 15, 2020.
- [13] Éva Czabarka, László A. Székely, and Stephan Wagner. Inducibility in binary trees and crossings in random tanglegrams. *SIAM J. Discrete Math.*, 31(3):1732–1750, 2017.
- [14] Marcel K. de Carli Silva, Fernando Mário de Oliveira Filho, and Cristiane Maria Sato. Flag algebras: a first glance. *Nieuw Arch. Wiskd. (5)*, 17(3):193–199, 2016.
- [15] Audace A. V. Dossou-Olory. The minimum asymptotic density of binary caterpillars. *Graphs and Combinatorics*, 35(1):303–320, November 2018.
- [16] Audace A. V. Dossou-Olory and Stephan Wagner. Inducibility of topological trees. *Quaestiones Mathematicae*, 42(6):749–764, August 2018.
- [17] Audace A. V. Dossou-Olory and Stephan Wagner. On the inducibility of small trees. *Discrete Mathematics & Theoretical Computer Science*, vol. 21 no. 4, *Combinatorics (October 17, 2019) dmtcs:5381*, November 2018.
- [18] Audace A. V. Dossou-Olory and Stephan Wagner. Further results on the inducibility of d -ary trees. *Australas. J. Comb.*, 81:1–24, 2021.
- [19] Paul Erdős, László Lovász, and Joel Spencer. Strong independence of graphcopy functions. Graph theory and related topics, Proc. Conf. Honour W. T. Tutte, Waterloo/Ont. 1977, 165–172 (1979)., 1979.
- [20] Victor Falgas-Ravry and Emil R. Vaughan. Applications of the semi-definite method to the Turán density problem for 3-graphs. *Combinatorics, Probability and Computing*, 22(1):21–54, December 2012.
- [21] Victor Falgas-Ravry and Emil R. Vaughan. Turán H -densities for 3-graphs. *The Electronic Journal of Combinatorics*, 19(3), October 2012.
- [22] Roman Glebov, Andrzej Grzesik, Ping Hu, Tamas Hubai, Daniel Král’, and Jan Volec. Densities of 3-vertex graphs. October 2016.
- [23] Andrzej Grzesik. On the maximum number of five-cycles in a triangle-free graph. *J. Comb. Theory, Ser. B*, 102(5):1061–1066, 2012.
- [24] James Hirst. The inducibility of graphs on four vertices. *Journal of Graph Theory*, 75(3):231–243, March 2013.
- [25] Hao Huang, Nati Linial, Humberto Naves, Yuval Peled, and Benny Sudakov. On the 3-local profiles of graphs. *Journal of Graph Theory*, 76(3):236–248, August 2013.
- [26] Peter Keevash. *Hypergraph Turán problems*, pages 83–140. Cambridge University Press, June 2011.
- [27] Etienne de Klerk and Monique Laurent. *A Survey of Semidefinite Programming Approaches to the Generalized Problem of Moments and Their Error Analysis*, pages 17–56. Springer International Publishing, 2019.
- [28] Monique Laurent. *Sums of Squares, Moment Matrices and Optimization Over Polynomials*, pages 157–270. Springer New York, September 2008.
- [29] Eitan Levin and Venkat Chandrasekaran. Free descriptions of convex sets. July 2023.
- [30] Bernard Lidický, Connor Mattes, and Florian Pfender. C_5 is almost a fractalizer. *Journal of Graph Theory*, 104(1):220–244, March 2023.

- [31] Bernard Lidický and Florian Pfender. Semidefinite programming and ramsey numbers. *SIAM Journal on Discrete Mathematics*, 35(4):2328–2344, January 2021.
- [32] László Lovász. *Large Networks and Graph Limits*. American Mathematical Society, December 2012.
- [33] László Lovász and Miklós Simonovits. *On the number of complete subgraphs of a graph II*, pages 459–495. Birkhäuser Basel, 1983.
- [34] Dániel T. Nagy. On the number of 4-edge paths in graphs with given edge density. *Combinatorics, Probability and Computing*, 26(3):431–447, December 2016.
- [35] Vladimir Nikiforov. The number of cliques in graphs of given order and size. *Transactions of the American Mathematical Society*, 363(3):1599–1618, October 2010.
- [36] Nicholas Pippenger and Martin Charles Golumbic. The inducibility of graphs. *J. Combinatorial Theory Ser. B*, 19(3):189–203, 1975.
- [37] Annie Raymond, James Saunderson, Mohit Singh, and Rekha R. Thomas. Symmetric sums of squares over k -subset hypercubes. *Mathematical Programming*, 167(2):315–354, March 2017.
- [38] Alexander A. Razborov. Flag algebras. *J. Symbolic Logic*, 72(4):1239–1282, 2007.
- [39] Alexander A. Razborov. On the minimal density of triangles in graphs. *Combinatorics, Probability and Computing*, 17(4):603–618, July 2008.
- [40] Christian Reiher. The clique density theorem. *Annals of Mathematics*, 184(3):683–707, November 2016.
- [41] Christian Reiher and Stephan Wagner. Maximum star densities. *Studia Scientiarum Mathematicarum Hungarica*, 55(2):238–259, June 2018.
- [42] Charles Semple and Michael A. Steel. *Phylogenetics*. Number 24 in Oxford lecture series in mathematics and its applications. Oxford Univ. Press, Oxford [u.a.], repr. edition, 2009. Includes bibliographical references (S. [218] - 229) and index.
- [43] Casimir Zarankiewicz. On a problem of P. Turán concerning graphs. *Fundamenta Mathematicae*, 41(1):137–145, 1955.

Appendix 1: Table of averaged products of trees

We give here all the averaged products of trees-flags with up to 11 leaves, and the equations obtained from quotienting out \mathcal{K}^\varnothing , as explained in Section 3.3. In the interest of space, the trees are written in a compact way: unlabeled leaves are written as \bullet and labeled leaves simply as their label (① is written as 1). The structure of the tree is given by the brackets: a tree with two branches T_1 and T_2 joining at the root node is written $(T_1 T_2)$, and

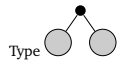
we proceed recursively to write the whole tree. For example, $(\bullet(\bullet\bullet)) = \text{tree diagram}$ and $((12)(3(4\bullet))) = \text{tree diagram}$.

Type \varnothing

$$\begin{aligned} \llbracket \varnothing \cdot \varnothing \rrbracket &= \varnothing \\ \llbracket \varnothing \cdot \bullet \rrbracket &= \bullet \\ \llbracket \varnothing \cdot (\bullet\bullet) \rrbracket &= (\bullet\bullet) \\ \llbracket \varnothing \cdot (\bullet(\bullet\bullet)) \rrbracket &= (\bullet(\bullet\bullet)) \\ \llbracket \bullet \cdot \bullet \rrbracket &= (\bullet\bullet) \\ \llbracket \bullet \cdot (\bullet\bullet) \rrbracket &= (\bullet(\bullet\bullet)) \\ \llbracket \bullet \cdot (\bullet(\bullet\bullet)) \rrbracket &= (\bullet(\bullet(\bullet\bullet))) + ((\bullet\bullet)(\bullet\bullet)) \\ \llbracket (\bullet\bullet) \cdot (\bullet\bullet) \rrbracket &= (\bullet(\bullet\bullet)) + ((\bullet\bullet)(\bullet\bullet)) \\ \llbracket (\bullet\bullet) \cdot (\bullet(\bullet\bullet)) \rrbracket &= (\bullet(\bullet(\bullet\bullet))) + (\bullet(\bullet\bullet)(\bullet\bullet)) \\ &\quad + ((\bullet\bullet)(\bullet(\bullet\bullet))) \\ \llbracket (\bullet(\bullet\bullet)) \cdot (\bullet(\bullet\bullet)) \rrbracket &= ((\bullet(\bullet\bullet))(\bullet(\bullet\bullet))) + ((\bullet\bullet)((\bullet\bullet)(\bullet\bullet))) \\ &\quad + ((\bullet(\bullet\bullet)(\bullet\bullet))\bullet) + ((\bullet\bullet)(\bullet(\bullet(\bullet\bullet)))) \\ &\quad + (\bullet(\bullet(\bullet(\bullet\bullet)))) + (\bullet((\bullet\bullet)(\bullet(\bullet\bullet)))) \end{aligned}$$

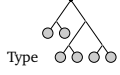
Type \bullet

$$\begin{aligned} \llbracket 1 \cdot 1 \rrbracket &= \bullet \\ \llbracket 1 \cdot (1\bullet) \rrbracket &= (\bullet\bullet) \\ \llbracket 1 \cdot (1(\bullet\bullet)) \rrbracket &= \frac{1}{3}(\bullet(\bullet\bullet)) \\ \llbracket 1 \cdot (\bullet(1\bullet)) \rrbracket &= \frac{2}{3}(\bullet(\bullet\bullet)) \\ \llbracket (1\bullet) \cdot (1\bullet) \rrbracket &= (\bullet(\bullet\bullet)) \\ \llbracket (1\bullet) \cdot (1(\bullet\bullet)) \rrbracket &= \frac{1}{3}((\bullet\bullet)(\bullet\bullet)) + \frac{1}{3}(\bullet(\bullet(\bullet\bullet))) \\ \llbracket (1\bullet) \cdot (\bullet(1\bullet)) \rrbracket &= \frac{2}{3}((\bullet\bullet)(\bullet\bullet)) + \frac{2}{3}(\bullet(\bullet(\bullet\bullet))) \\ \llbracket (1(\bullet\bullet)) \cdot (1(\bullet\bullet)) \rrbracket &= \frac{1}{5}(\bullet(\bullet(\bullet(\bullet\bullet)))) + \frac{1}{5}(\bullet((\bullet\bullet)(\bullet\bullet))) \\ &\quad + \frac{1}{15}((\bullet\bullet)(\bullet(\bullet\bullet))) \\ \llbracket (1(\bullet\bullet)) \cdot (\bullet(1\bullet)) \rrbracket &= \frac{2}{15}(\bullet(\bullet(\bullet(\bullet\bullet)))) + \frac{2}{15}(\bullet((\bullet\bullet)(\bullet\bullet))) \\ &\quad + \frac{4}{15}((\bullet\bullet)(\bullet(\bullet\bullet))) \\ \llbracket (\bullet(1\bullet)) \cdot (\bullet(1\bullet)) \rrbracket &= \frac{8}{15}(\bullet(\bullet(\bullet(\bullet\bullet)))) + \frac{8}{15}(\bullet((\bullet\bullet)(\bullet\bullet))) \\ &\quad + \frac{2}{5}((\bullet\bullet)(\bullet(\bullet\bullet))) \end{aligned}$$



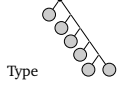
$$\begin{aligned} \llbracket (12) \cdot (12) \rrbracket &= (\bullet\bullet) \\ \llbracket (12) \cdot (1(2\bullet)) \rrbracket &= \frac{1}{3}(\bullet(\bullet\bullet)) \\ \llbracket (12) \cdot (\bullet(12)) \rrbracket &= \frac{1}{3}(\bullet(\bullet\bullet)) \\ \llbracket (12) \cdot ((12)(\bullet\bullet)) \rrbracket &= \frac{1}{3}((\bullet\bullet)(\bullet\bullet)) \\ \llbracket (12) \cdot ((1\bullet)(2\bullet)) \rrbracket &= \frac{2}{3}((\bullet\bullet)(\bullet\bullet)) \\ \llbracket (12) \cdot (1(2(\bullet\bullet))) \rrbracket &= \frac{1}{12}(\bullet(\bullet(\bullet\bullet))) \\ \llbracket (12) \cdot (1(\bullet(2\bullet))) \rrbracket &= \frac{1}{6}(\bullet(\bullet(\bullet\bullet))) \\ \llbracket (12) \cdot (\bullet(1(2\bullet))) \rrbracket &= \frac{1}{6}(\bullet(\bullet(\bullet\bullet))) \\ \llbracket (12) \cdot (\bullet(\bullet(12))) \rrbracket &= \frac{1}{6}(\bullet(\bullet(\bullet\bullet))) \\ \llbracket (1(2\bullet)) \cdot (1(2\bullet)) \rrbracket &= \frac{1}{4}(\bullet(\bullet(\bullet\bullet))) \\ \llbracket (1(2\bullet)) \cdot (2(1\bullet)) \rrbracket &= \frac{1}{3}((\bullet\bullet)(\bullet\bullet)) \\ \llbracket (1(2\bullet)) \cdot (\bullet(12)) \rrbracket &= \frac{1}{12}(\bullet(\bullet(\bullet\bullet))) \\ \llbracket (1(2\bullet)) \cdot ((12)(\bullet\bullet)) \rrbracket &= \frac{1}{30}((\bullet\bullet)(\bullet(\bullet\bullet))) \\ \llbracket (1(2\bullet)) \cdot ((1\bullet)(2\bullet)) \rrbracket &= \frac{1}{5}((\bullet\bullet)(\bullet(\bullet\bullet))) \\ \llbracket (1(2\bullet)) \cdot (1(2(\bullet\bullet))) \rrbracket &= \frac{1}{15}(\bullet(\bullet(\bullet(\bullet\bullet)))) + \frac{1}{15}(\bullet((\bullet\bullet)(\bullet\bullet))) \\ \llbracket (1(2\bullet)) \cdot (1(\bullet(2\bullet))) \rrbracket &= \frac{2}{15}(\bullet(\bullet(\bullet(\bullet\bullet)))) + \frac{2}{15}(\bullet((\bullet\bullet)(\bullet\bullet))) \end{aligned}$$

$$\begin{aligned} \llbracket (1(2\bullet)) \cdot (2(1(\bullet\bullet))) \rrbracket &= \frac{1}{30}((\bullet\bullet)(\bullet(\bullet\bullet))) \\ \llbracket (1(2\bullet)) \cdot (2(\bullet(1\bullet))) \rrbracket &= \frac{1}{15}((\bullet\bullet)(\bullet(\bullet\bullet))) \\ \llbracket (1(2\bullet)) \cdot (\bullet(1(2\bullet))) \rrbracket &= \frac{1}{10}(\bullet(\bullet(\bullet(\bullet\bullet)))) \\ \llbracket (1(2\bullet)) \cdot (\bullet(2(1\bullet))) \rrbracket &= \frac{2}{15}(\bullet((\bullet\bullet)(\bullet\bullet))) \\ \llbracket (1(2\bullet)) \cdot (\bullet(\bullet(12))) \rrbracket &= \frac{1}{30}(\bullet(\bullet(\bullet(\bullet\bullet)))) \\ \llbracket (\bullet(12)) \cdot (\bullet(12)) \rrbracket &= \frac{1}{6}(\bullet(\bullet(\bullet(\bullet\bullet)))) + \frac{1}{3}((\bullet\bullet)(\bullet\bullet)) \\ \llbracket (\bullet(12)) \cdot ((12)(\bullet\bullet)) \rrbracket &= \frac{1}{15}(\bullet((\bullet\bullet)(\bullet\bullet))) + \frac{2}{15}((\bullet\bullet)(\bullet(\bullet\bullet))) \\ \llbracket (\bullet(12)) \cdot ((1\bullet)(2\bullet)) \rrbracket &= \frac{2}{15}(\bullet((\bullet\bullet)(\bullet\bullet))) \\ \llbracket (\bullet(12)) \cdot (1(2(\bullet\bullet))) \rrbracket &= \frac{1}{60}(\bullet(\bullet(\bullet(\bullet\bullet)))) \\ \llbracket (\bullet(12)) \cdot (1(\bullet(2\bullet))) \rrbracket &= \frac{1}{30}(\bullet(\bullet(\bullet(\bullet\bullet)))) \\ \llbracket (\bullet(12)) \cdot (\bullet(1(2\bullet))) \rrbracket &= \frac{1}{15}(\bullet(\bullet(\bullet(\bullet\bullet)))) + \frac{1}{15}((\bullet\bullet)(\bullet(\bullet\bullet))) \\ \llbracket (\bullet(12)) \cdot (\bullet(\bullet(12))) \rrbracket &= \frac{1}{10}(\bullet(\bullet(\bullet(\bullet\bullet)))) + \frac{2}{15}(\bullet((\bullet\bullet)(\bullet\bullet))) \\ &\quad + \frac{1}{15}((\bullet\bullet)(\bullet(\bullet\bullet))) \\ \llbracket ((12)(\bullet\bullet)) \cdot ((12)(\bullet\bullet)) \rrbracket &= \frac{1}{9}((\bullet\bullet)((\bullet\bullet)(\bullet\bullet))) + \frac{1}{15}((\bullet\bullet)(\bullet(\bullet(\bullet\bullet)))) \\ \llbracket ((12)(\bullet\bullet)) \cdot ((1\bullet)(2\bullet)) \rrbracket &= \frac{2}{45}((\bullet\bullet)((\bullet\bullet)(\bullet\bullet))) \\ \llbracket ((12)(\bullet\bullet)) \cdot (1(2(\bullet\bullet))) \rrbracket &= \frac{1}{180}((\bullet\bullet)(\bullet(\bullet(\bullet\bullet)))) \\ \llbracket ((12)(\bullet\bullet)) \cdot (1(\bullet(2\bullet))) \rrbracket &= \frac{1}{90}((\bullet\bullet)(\bullet(\bullet(\bullet\bullet)))) \\ \llbracket ((12)(\bullet\bullet)) \cdot (\bullet(1(2\bullet))) \rrbracket &= \frac{1}{15}(\bullet((\bullet\bullet)(\bullet\bullet))) + \frac{1}{90}((\bullet\bullet)(\bullet(\bullet(\bullet\bullet)))) \\ &\quad + \frac{1}{90}(\bullet((\bullet\bullet)(\bullet(\bullet\bullet)))) \\ \llbracket ((12)(\bullet\bullet)) \cdot (\bullet(\bullet(12))) \rrbracket &= \frac{1}{15}(\bullet((\bullet\bullet)(\bullet\bullet))) + \frac{1}{45}(\bullet((\bullet\bullet)(\bullet(\bullet\bullet)))) \\ &\quad + \frac{1}{90}((\bullet\bullet)(\bullet(\bullet(\bullet\bullet)))) + \frac{2}{45}(\bullet((\bullet\bullet)(\bullet(\bullet\bullet)))) \\ \llbracket ((1\bullet)(2\bullet)) \cdot ((1\bullet)(2\bullet)) \rrbracket &= \frac{2}{5}(\bullet(\bullet\bullet)(\bullet\bullet\bullet)) \\ \llbracket ((1\bullet)(2\bullet)) \cdot (1(2(\bullet\bullet))) \rrbracket &= \frac{2}{45}((\bullet\bullet)(\bullet\bullet)(\bullet\bullet)) + \frac{2}{45}((\bullet\bullet)(\bullet(\bullet(\bullet\bullet)))) \\ \llbracket ((1\bullet)(2\bullet)) \cdot (1(\bullet(2\bullet))) \rrbracket &= \frac{4}{45}((\bullet\bullet)(\bullet\bullet)(\bullet\bullet)) + \frac{4}{45}((\bullet\bullet)(\bullet(\bullet(\bullet\bullet)))) \\ \llbracket ((1\bullet)(2\bullet)) \cdot (\bullet(1(2\bullet))) \rrbracket &= \frac{1}{15}(\bullet((\bullet\bullet)(\bullet\bullet\bullet))) \\ \llbracket ((1\bullet)(2\bullet)) \cdot (\bullet(\bullet(12))) \rrbracket &= \frac{2}{45}(\bullet((\bullet\bullet)(\bullet\bullet\bullet))) \\ \llbracket (1(2(\bullet\bullet))) \cdot (1(2(\bullet\bullet))) \rrbracket &= \frac{1}{30}((\bullet((\bullet\bullet)(\bullet\bullet)))\bullet) + \frac{1}{30}(\bullet(\bullet(\bullet(\bullet\bullet)))) \\ &\quad + \frac{1}{90}(\bullet((\bullet\bullet)(\bullet(\bullet\bullet)))) \\ \llbracket (1(2(\bullet\bullet))) \cdot (1(\bullet(2\bullet))) \rrbracket &= \frac{1}{45}((\bullet((\bullet\bullet)(\bullet\bullet)))\bullet) + \frac{1}{45}(\bullet(\bullet(\bullet(\bullet\bullet)))) \\ &\quad + \frac{2}{45}(\bullet((\bullet\bullet)(\bullet(\bullet\bullet)))) \\ \llbracket (1(2(\bullet\bullet))) \cdot (2(1(\bullet\bullet))) \rrbracket &= \frac{1}{90}((\bullet((\bullet\bullet)(\bullet\bullet)))\bullet) \\ \llbracket (1(2(\bullet\bullet))) \cdot (2(\bullet(1\bullet))) \rrbracket &= \frac{1}{45}((\bullet((\bullet\bullet)(\bullet\bullet)))\bullet) \\ \llbracket (1(2(\bullet\bullet))) \cdot (\bullet(1(2\bullet))) \rrbracket &= \frac{1}{45}((\bullet((\bullet\bullet)(\bullet\bullet)))\bullet) + \frac{1}{45}(\bullet(\bullet(\bullet(\bullet\bullet)))) \\ \llbracket (1(2(\bullet\bullet))) \cdot (\bullet(2(1\bullet))) \rrbracket &= \frac{1}{90}(\bullet((\bullet\bullet)(\bullet(\bullet\bullet)))) \\ \llbracket (1(2(\bullet\bullet))) \cdot (\bullet(\bullet(12))) \rrbracket &= \frac{1}{180}(\bullet(\bullet(\bullet(\bullet\bullet)))) \\ \llbracket (1(\bullet(2\bullet))) \cdot (1(\bullet(2\bullet))) \rrbracket &= \frac{4}{45}((\bullet((\bullet\bullet)(\bullet\bullet)))\bullet) + \frac{4}{45}(\bullet(\bullet(\bullet(\bullet\bullet)))) \\ &\quad + \frac{1}{15}(\bullet((\bullet\bullet)(\bullet(\bullet\bullet)))) \\ \llbracket (1(\bullet(2\bullet))) \cdot (2(\bullet(1\bullet))) \rrbracket &= \frac{2}{45}((\bullet((\bullet\bullet)(\bullet\bullet)))\bullet) \\ \llbracket (1(\bullet(2\bullet))) \cdot (\bullet(1(2\bullet))) \rrbracket &= \frac{2}{45}((\bullet((\bullet\bullet)(\bullet\bullet)))\bullet) + \frac{2}{45}(\bullet(\bullet(\bullet(\bullet\bullet)))) \\ \llbracket (1(\bullet(2\bullet))) \cdot (\bullet(2(1\bullet))) \rrbracket &= \frac{1}{45}(\bullet((\bullet\bullet)(\bullet(\bullet\bullet)))) \\ \llbracket (1(\bullet(2\bullet))) \cdot (\bullet(\bullet(12))) \rrbracket &= \frac{1}{90}(\bullet(\bullet(\bullet(\bullet\bullet)))) \\ \llbracket (\bullet(1(2\bullet))) \cdot (\bullet(1(2\bullet))) \rrbracket &= \frac{1}{15}((\bullet\bullet)(\bullet(\bullet(\bullet\bullet)))) + \frac{1}{15}(\bullet(\bullet(\bullet(\bullet\bullet)))) \\ \llbracket (\bullet(1(2\bullet))) \cdot (\bullet(2(1\bullet))) \rrbracket &= \frac{4}{45}((\bullet\bullet)(\bullet\bullet)(\bullet\bullet)) + \frac{4}{45}(\bullet((\bullet\bullet)(\bullet\bullet)))\bullet \\ \llbracket (\bullet(1(2\bullet))) \cdot (\bullet(\bullet(12))) \rrbracket &= \frac{1}{45}((\bullet\bullet)(\bullet(\bullet(\bullet\bullet)))) + \frac{1}{30}(\bullet(\bullet(\bullet(\bullet\bullet)))) \\ &\quad + \frac{1}{45}(\bullet((\bullet\bullet)(\bullet(\bullet\bullet)))) \end{aligned}$$



Type

$$\lll((12)((34)(56))) \cdot ((12)((34)(56)))\rrr = \frac{1}{45}((\bullet\bullet)(\bullet\bullet)(\bullet\bullet))$$



Type

$$\lll((1(2(3(4(56)))))) \cdot (1(2(3(4(56))))))\rrr = \frac{1}{360}(\bullet(\bullet(\bullet(\bullet(\bullet\bullet))))$$

Quotient:

$$\emptyset = \bullet \cdot \emptyset = \bullet$$

$$\bullet = \bullet \cdot \bullet = (\bullet\bullet)$$

$$(\bullet\bullet) = \bullet \cdot (\bullet\bullet) = (\bullet(\bullet\bullet))$$

$$(\bullet(\bullet\bullet)) = \bullet \cdot (\bullet(\bullet\bullet)) = ((\bullet\bullet)(\bullet\bullet)) + (\bullet(\bullet(\bullet\bullet)))$$

$$(\bullet(\bullet(\bullet\bullet))) = \bullet \cdot (\bullet(\bullet(\bullet\bullet))) = (\bullet(\bullet(\bullet(\bullet\bullet)))) + \frac{4}{5}(\bullet((\bullet\bullet)(\bullet\bullet))) + \frac{2}{5}((\bullet\bullet)(\bullet(\bullet\bullet)))$$

$$((\bullet\bullet)(\bullet\bullet)) = \bullet \cdot ((\bullet\bullet)(\bullet\bullet)) = \frac{1}{5}(\bullet((\bullet\bullet)(\bullet\bullet))) + \frac{3}{5}((\bullet\bullet)(\bullet(\bullet\bullet)))$$

$$(\bullet(\bullet(\bullet(\bullet\bullet)))) = \bullet \cdot (\bullet(\bullet(\bullet(\bullet\bullet)))) = \frac{2}{3}((\bullet((\bullet\bullet)(\bullet\bullet)))\bullet) + \frac{1}{3}((\bullet\bullet)(\bullet(\bullet(\bullet\bullet))))$$

$$+ \frac{1}{3}(\bullet((\bullet\bullet)(\bullet(\bullet\bullet)))) + (\bullet(\bullet(\bullet(\bullet\bullet))))$$

$$((\bullet\bullet)(\bullet(\bullet\bullet))) = \bullet \cdot ((\bullet\bullet)(\bullet(\bullet\bullet))) = \frac{2}{3}((\bullet\bullet)(\bullet(\bullet(\bullet\bullet)))) + ((\bullet(\bullet\bullet))(\bullet(\bullet\bullet)))$$

$$+ \frac{1}{6}(\bullet((\bullet\bullet)(\bullet(\bullet\bullet)))) + \frac{2}{3}((\bullet\bullet)((\bullet\bullet)(\bullet\bullet)))$$

$$(\bullet((\bullet\bullet)(\bullet\bullet))) = \bullet \cdot (\bullet((\bullet\bullet)(\bullet\bullet))) = \frac{1}{3}((\bullet((\bullet\bullet)(\bullet\bullet)))\bullet) + \frac{1}{2}(\bullet((\bullet\bullet)(\bullet(\bullet\bullet))))$$

$$+ \frac{1}{3}((\bullet\bullet)((\bullet\bullet)(\bullet\bullet)))$$

Appendix 2: Bounds on the inducibility of trees

The full list of bounds for the inducibility of trees with up to 11 leaves. The bounds are given in the form $T \leq I_{11}(T) \leq I_{10}(T)$. If T has more than 10 leaves, we only give the bound $I_{11}(T)$. The bounds were obtained by numerically solving the SDPs of Section 5.1, and then rounding their numerical certificates to rigorous rational certificates using the procedure described in Section 4.2. Due to the number of digits in the fractions of the resulting rational bounds, we here only give their first few decimals, rounded up. In some cases the bound at level 11 is slightly worse than the bound at level 10 after rounding. In those cases the second inequality is marked in red, and should be interpreted as $T \leq \min(I_{11}(T), I_{10}(T))$. The known inducibilities from that we recover (up to precision 10^{-5}), and the known bounds that we improve are marked with a star.

$$\bullet \leq 1.0 \leq 1.0^*$$

$$(\bullet\bullet) \leq 1.0 \leq 1.0^*$$

$$(\bullet(\bullet\bullet)) \leq 1.0 \leq 1.0^*$$

$$((\bullet\bullet)(\bullet\bullet)) \leq 0.4285724 \leq 0.4285723^*$$

$$(\bullet(\bullet(\bullet\bullet))) \leq 1.0000023 \leq 1.000001^*$$

$$((\bullet\bullet)(\bullet(\bullet\bullet))) \leq 0.6666669 \leq 0.6666692^*$$

$$(\bullet((\bullet\bullet)(\bullet\bullet))) \leq 0.2471566 \leq 0.2471585^*$$

$$(\bullet(\bullet(\bullet(\bullet\bullet)))) \leq 1.0000001 \leq 1.0000003^*$$

$$((\bullet(\bullet\bullet))(\bullet(\bullet\bullet))) \leq 0.3225817 \leq 0.3225814^*$$

$$((\bullet\bullet)((\bullet\bullet)(\bullet\bullet))) \leq 0.2073743 \leq 0.2073739$$

$$((\bullet\bullet)(\bullet(\bullet(\bullet\bullet)))) \leq 0.4687508 \leq 0.4687506$$

$$(\bullet((\bullet\bullet)(\bullet(\bullet\bullet)))) \leq 0.3411657 \leq 0.3411696$$

$$(\bullet(\bullet(\bullet\bullet)(\bullet\bullet))) \leq 0.1914539 \leq 0.1914929$$

$$(\bullet(\bullet(\bullet(\bullet\bullet)))) \leq 1.0000036 \leq 1.000001^*$$

$$((\bullet(\bullet\bullet))((\bullet\bullet)(\bullet\bullet))) \leq 0.2380974 \leq 0.2380958^*$$

$$((\bullet(\bullet\bullet))(\bullet(\bullet(\bullet\bullet)))) \leq 0.5468753 \leq 0.5468759$$

$$((\bullet\bullet)((\bullet\bullet)(\bullet(\bullet\bullet)))) \leq 0.2472173 \leq 0.2472174$$

$$((\bullet\bullet)(\bullet(\bullet\bullet)(\bullet\bullet))) \leq 0.0880895 \leq 0.0881718$$

$$((\bullet\bullet)(\bullet(\bullet(\bullet\bullet)))) \leq 0.3456807 \leq 0.3456797$$

$$(\bullet((\bullet(\bullet\bullet))(\bullet(\bullet\bullet)))) \leq 0.1440113 \leq 0.1440145$$

$$(\bullet((\bullet\bullet)((\bullet\bullet)(\bullet\bullet)))) \leq 0.1048657 \leq 0.1048672$$

$$(\bullet((\bullet\bullet)(\bullet(\bullet\bullet)))) \leq 0.2086242 \leq 0.2086268$$

$$(\bullet(\bullet((\bullet\bullet)(\bullet(\bullet\bullet)))) \leq 0.2557124 \leq 0.2557527$$

$$(\bullet(\bullet(\bullet((\bullet\bullet)(\bullet\bullet)))) \leq 0.1689918 \leq 0.1690628$$

$$(\bullet(\bullet(\bullet(\bullet(\bullet\bullet)))) \leq 1.0000001 \leq 1.0000008^*$$

$$(((\bullet\bullet)(\bullet\bullet))((\bullet\bullet)(\bullet\bullet))) \leq 0.050619 \leq 0.0506189^*$$

$$(((\bullet\bullet)(\bullet\bullet))(\bullet(\bullet(\bullet\bullet)))) \leq 0.1349838 \leq 0.134984$$

$$((\bullet(\bullet\bullet))(\bullet(\bullet\bullet))) \leq 0.2734403 \leq 0.2734386$$

$$((\bullet(\bullet\bullet))((\bullet\bullet)(\bullet(\bullet\bullet)))) \leq 0.2939654 \leq 0.2939636$$

$$((\bullet(\bullet\bullet))(\bullet((\bullet\bullet)(\bullet\bullet)))) \leq 0.1083039 \leq 0.1083669$$

$$((\bullet(\bullet\bullet))(\bullet(\bullet(\bullet\bullet)))) \leq 0.4375042 \leq 0.437501$$

$$((\bullet\bullet)((\bullet(\bullet\bullet))(\bullet\bullet))) \leq 0.1092112 \leq 0.1092115$$

$$((\bullet\bullet)((\bullet\bullet)((\bullet\bullet)(\bullet\bullet)))) \leq 0.0702087 \leq 0.0702093$$

$$((\bullet\bullet)((\bullet\bullet)(\bullet(\bullet\bullet)))) \leq 0.1479366 \leq 0.1479356$$

$$((\bullet\bullet)(\bullet((\bullet\bullet)(\bullet(\bullet\bullet)))) \leq 0.1117998 \leq 0.1118649$$

$$((\bullet\bullet)(\bullet(\bullet((\bullet\bullet)(\bullet\bullet)))) \leq 0.0607014 \leq 0.0608194$$

$$((\bullet\bullet)(\bullet(\bullet(\bullet(\bullet\bullet)))) \leq 0.315595 \leq 0.3155953$$

$$(\bullet((\bullet(\bullet\bullet))((\bullet\bullet)(\bullet\bullet)))) \leq 0.1006769 \leq 0.10068$$

$$(\bullet((\bullet(\bullet\bullet))(\bullet(\bullet(\bullet\bullet)))) \leq 0.218171 \leq 0.2181722$$

$$(\bullet((\bullet\bullet)((\bullet\bullet)(\bullet(\bullet\bullet)))) \leq 0.1311494 \leq 0.131184$$

$$(\bullet((\bullet\bullet)(\bullet((\bullet\bullet)(\bullet\bullet)))) \leq 0.0445721 \leq 0.0449494$$

$$(\bullet((\bullet\bullet)(\bullet(\bullet(\bullet\bullet)))) \leq 0.1566008 \leq 0.1567041$$

$$(\bullet(\bullet((\bullet\bullet)(\bullet\bullet)))) \leq 0.110595 \leq 0.1105952$$

$$(\bullet(\bullet((\bullet\bullet)((\bullet\bullet)(\bullet\bullet)))) \leq 0.0781389 \leq 0.0781907$$

$$(\bullet(\bullet((\bullet\bullet)(\bullet(\bullet\bullet)))) \leq 0.1532779 \leq 0.1533452$$

$$(\bullet(\bullet((\bullet\bullet)(\bullet(\bullet\bullet)))) \leq 0.2231186 \leq 0.2232376$$

$$(\bullet(\bullet(\bullet(\bullet(\bullet\bullet)))) \leq 0.156537 \leq 0.1568862$$

$$(\bullet(\bullet(\bullet(\bullet(\bullet\bullet)))) \leq 1.0 \leq 1.0000012^*$$

$$(((\bullet\bullet)(\bullet\bullet))((\bullet\bullet)(\bullet\bullet))) \leq 0.1411782 \leq 0.1411783^*$$

$$(((\bullet\bullet)(\bullet\bullet))(\bullet((\bullet\bullet)(\bullet\bullet)))) \leq 0.0369633 \leq 0.0370008$$

$$(((\bullet\bullet)(\bullet\bullet))(\bullet(\bullet(\bullet\bullet)))) \leq 0.1115373 \leq 0.1115422$$

$$((\bullet(\bullet\bullet))((\bullet\bullet)(\bullet\bullet))) \leq 0.1922642 \leq 0.1922674$$

$$((\bullet(\bullet\bullet))(\bullet((\bullet\bullet)(\bullet\bullet)))) \leq 0.0951453 \leq 0.0952781$$

$$((\bullet(\bullet\bullet))(\bullet(\bullet(\bullet\bullet)))) \leq 0.4921905 \leq 0.4921887$$

$$((\bullet(\bullet\bullet))((\bullet(\bullet\bullet))(\bullet(\bullet\bullet)))) \leq 0.1063606 \leq 0.106361$$

$$((\bullet(\bullet\bullet))((\bullet\bullet)((\bullet\bullet)(\bullet\bullet)))) \leq 0.0683775 \leq 0.0683789$$

$$((\bullet\bullet)((\bullet\bullet)(\bullet(\bullet\bullet)))) \leq 0.1538092 \leq 0.1538091$$

$$((\bullet\bullet))(\bullet((\bullet\bullet)(\bullet\bullet))) \leq 0.1120877 \leq 0.1124398$$

$$((\bullet\bullet))(\bullet(\bullet((\bullet\bullet)(\bullet\bullet)))) \leq 0.0630144 \leq 0.0634229$$

$$((\bullet\bullet))(\bullet(\bullet(\bullet(\bullet\bullet)))) \leq 0.3281263 \leq 0.3281259$$

$$((\bullet\bullet)((\bullet(\bullet\bullet))((\bullet\bullet)(\bullet\bullet)))) \leq 0.0767213 \leq 0.0767225$$

$$((\bullet\bullet)((\bullet(\bullet\bullet))(\bullet(\bullet\bullet)))) \leq 0.1677236 \leq 0.167724$$

$$((\bullet\bullet)((\bullet\bullet)((\bullet\bullet)(\bullet\bullet)))) \leq 0.0835942 \leq 0.0835972$$

$$((\bullet\bullet)((\bullet\bullet)(\bullet((\bullet\bullet)(\bullet\bullet)))) \leq 0.0285892 \leq 0.0287976$$

$$((\bullet\bullet)((\bullet\bullet)(\bullet(\bullet(\bullet\bullet)))) \leq 0.1060242 \leq 0.1060431$$

$$((\bullet\bullet)(\bullet((\bullet\bullet)(\bullet\bullet)))) \leq 0.0456309 \leq 0.0457598$$

$$((\bullet\bullet)(\bullet((\bullet\bullet)((\bullet\bullet)(\bullet\bullet)))) \leq 0.0334688 \leq 0.0334714$$

$$\begin{aligned}
((\bullet\bullet)(\bullet((\bullet\bullet)(\bullet(\bullet(\bullet\bullet))))) &\leq 0.0657211 \leq 0.0658082 \\
((\bullet\bullet)(\bullet(\bullet((\bullet\bullet)(\bullet(\bullet\bullet))))) &\leq 0.0786251 \leq 0.0787129 \\
((\bullet\bullet)(\bullet(\bullet(\bullet(\bullet(\bullet\bullet))))) &\leq 0.0519508 \leq 0.0521146 \\
((\bullet\bullet)(\bullet(\bullet(\bullet(\bullet(\bullet\bullet))))) &\leq 0.3066941 \leq 0.3066951 \\
(\bullet(((\bullet\bullet)(\bullet\bullet))((\bullet\bullet)(\bullet\bullet))) &\leq 0.0204504 \leq 0.0204549 \\
(\bullet(((\bullet\bullet)(\bullet\bullet))(\bullet(\bullet(\bullet\bullet))))) &\leq 0.0545345 \leq 0.0545396 \\
(\bullet((\bullet(\bullet(\bullet\bullet)))(\bullet(\bullet(\bullet\bullet))))) &\leq 0.1069244 \leq 0.1069273 \\
(\bullet((\bullet(\bullet\bullet))((\bullet\bullet)(\bullet(\bullet\bullet))))) &\leq 0.1214086 \leq 0.1214095 \\
(\bullet((\bullet(\bullet\bullet))(\bullet((\bullet\bullet)(\bullet\bullet))))) &\leq 0.0430079 \leq 0.0434258 \\
(\bullet((\bullet(\bullet\bullet))(\bullet(\bullet(\bullet(\bullet\bullet))))) &\leq 0.1723559 \leq 0.172359 \\
(\bullet((\bullet\bullet)((\bullet(\bullet\bullet))(\bullet(\bullet\bullet))))) &\leq 0.0539278 \leq 0.0539904 \\
(\bullet((\bullet\bullet)((\bullet\bullet)((\bullet\bullet)(\bullet\bullet))))) &\leq 0.0376985 \leq 0.0377181 \\
(\bullet((\bullet\bullet)((\bullet\bullet)(\bullet(\bullet(\bullet\bullet))))) &\leq 0.0701662 \leq 0.0703284 \\
(\bullet((\bullet\bullet)(\bullet((\bullet\bullet)(\bullet(\bullet\bullet))))) &\leq 0.057187 \leq 0.057908 \\
(\bullet((\bullet\bullet)(\bullet(\bullet(\bullet(\bullet\bullet))))) &\leq 0.0297153 \leq 0.0305371 \\
(\bullet((\bullet\bullet)(\bullet(\bullet(\bullet(\bullet\bullet))))) &\leq 0.1470463 \leq 0.147387 \\
(\bullet(\bullet((\bullet(\bullet\bullet))((\bullet\bullet)(\bullet\bullet))))) &\leq 0.0770303 \leq 0.0770328 \\
(\bullet(\bullet((\bullet(\bullet\bullet))(\bullet(\bullet(\bullet\bullet))))) &\leq 0.1674006 \leq 0.1674007 \\
(\bullet(\bullet((\bullet\bullet)((\bullet\bullet)(\bullet(\bullet\bullet))))) &\leq 0.0976269 \leq 0.097758 \\
(\bullet(\bullet((\bullet\bullet)(\bullet((\bullet\bullet)(\bullet\bullet))))) &\leq 0.0347112 \leq 0.0358522 \\
(\bullet(\bullet((\bullet\bullet)(\bullet(\bullet(\bullet(\bullet\bullet))))) &\leq 0.1170884 \leq 0.1180212 \\
(\bullet(\bullet((\bullet(\bullet\bullet))(\bullet(\bullet\bullet))))) &\leq 0.0969838 \leq 0.0969874 \\
(\bullet(\bullet(\bullet((\bullet\bullet)((\bullet\bullet)(\bullet\bullet))))) &\leq 0.0676847 \leq 0.0678276 \\
(\bullet(\bullet(\bullet((\bullet\bullet)(\bullet(\bullet\bullet))))) &\leq 0.1320994 \leq 0.132266 \\
(\bullet(\bullet(\bullet(\bullet((\bullet\bullet)(\bullet(\bullet\bullet))))) &\leq 0.2052418 \leq 0.205465 \\
(\bullet(\bullet(\bullet(\bullet(\bullet((\bullet\bullet)(\bullet\bullet))))) &\leq 0.1486806 \leq 0.1493087 \\
(\bullet(\bullet(\bullet(\bullet(\bullet(\bullet(\bullet\bullet))))) &\leq 1.000006 \leq 1.0000011^* \\
(((\bullet\bullet)(\bullet(\bullet\bullet))((\bullet\bullet)(\bullet(\bullet\bullet))))) &\leq 0.1095907 \leq 0.1095919^* \\
(((\bullet\bullet)(\bullet(\bullet\bullet)))(\bullet(\bullet\bullet)(\bullet\bullet))) &\leq 0.0545185 \leq 0.054681 \\
(((\bullet\bullet)(\bullet(\bullet\bullet)))(\bullet(\bullet\bullet)(\bullet\bullet))) &\leq 0.1641412 \leq 0.1641494 \\
(((\bullet\bullet)(\bullet\bullet))((\bullet(\bullet\bullet))(\bullet(\bullet\bullet)))) &\leq 0.0568157 \leq 0.0568163 \\
(((\bullet\bullet)(\bullet\bullet))((\bullet\bullet)((\bullet\bullet)(\bullet\bullet)))) &\leq 0.0365269 \leq 0.0365296 \\
(((\bullet\bullet)(\bullet\bullet))((\bullet\bullet)(\bullet(\bullet\bullet)))) &\leq 0.0720995 \leq 0.0721028 \\
(((\bullet\bullet)(\bullet\bullet))(\bullet((\bullet\bullet)(\bullet(\bullet\bullet))))) &\leq 0.0417168 \leq 0.0417147 \\
(((\bullet\bullet)(\bullet\bullet))(\bullet(\bullet((\bullet\bullet)(\bullet\bullet))))) &\leq 0.020993 \leq 0.0212709 \\
(((\bullet\bullet)(\bullet\bullet))(\bullet(\bullet(\bullet(\bullet\bullet))))) &\leq 0.1075 \leq 0.1075031 \\
((\bullet(\bullet\bullet)(\bullet\bullet))(\bullet((\bullet\bullet)(\bullet\bullet)))) &\leq 0.0150657 \leq 0.0151785 \\
((\bullet(\bullet\bullet)(\bullet\bullet))(\bullet(\bullet(\bullet(\bullet\bullet))))) &\leq 0.0660705 \leq 0.0677592 \\
((\bullet(\bullet(\bullet(\bullet\bullet)))(\bullet(\bullet(\bullet(\bullet\bullet))))) &\leq 0.2460954 \leq 0.2460945 \\
((\bullet(\bullet(\bullet\bullet)))(\bullet((\bullet\bullet)(\bullet(\bullet\bullet))))) &\leq 0.0813881 \leq 0.081396 \\
((\bullet(\bullet\bullet))((\bullet\bullet)((\bullet\bullet)(\bullet\bullet)))) &\leq 0.0523329 \leq 0.0523192 \\
((\bullet(\bullet\bullet))((\bullet\bullet)(\bullet(\bullet\bullet))))) &\leq 0.1212067 \leq 0.1212832 \\
((\bullet(\bullet\bullet))(\bullet((\bullet\bullet)(\bullet(\bullet\bullet))))) &\leq 0.1075205 \leq 0.107755 \\
((\bullet(\bullet\bullet))(\bullet(\bullet((\bullet\bullet)(\bullet\bullet))))) &\leq 0.070611 \leq 0.071158 \\
((\bullet(\bullet\bullet))(\bullet(\bullet(\bullet(\bullet\bullet))))) &\leq 0.4101601 \leq 0.4101573 \\
((\bullet(\bullet\bullet))((\bullet(\bullet\bullet))((\bullet\bullet)(\bullet\bullet)))) &\leq 0.0673361 \leq 0.067335 \\
((\bullet(\bullet\bullet))((\bullet\bullet)(\bullet(\bullet(\bullet\bullet))))) &\leq 0.151672 \leq 0.151672 \\
((\bullet(\bullet\bullet))((\bullet\bullet)((\bullet\bullet)(\bullet(\bullet\bullet))))) &\leq 0.0700246 \leq 0.0700337 \\
((\bullet(\bullet\bullet))((\bullet\bullet)(\bullet((\bullet\bullet)(\bullet\bullet))))) &\leq 0.024991 \leq 0.0260398 \\
((\bullet(\bullet\bullet))((\bullet\bullet)(\bullet(\bullet(\bullet\bullet))))) &\leq 0.0958826 \leq 0.0959416 \\
((\bullet(\bullet\bullet))(\bullet((\bullet\bullet)(\bullet(\bullet\bullet))))) &\leq 0.0401573 \leq 0.0403922 \\
((\bullet(\bullet\bullet))(\bullet((\bullet\bullet)((\bullet\bullet)(\bullet\bullet))))) &\leq 0.0291906 \leq 0.0292522 \\
((\bullet(\bullet\bullet))(\bullet((\bullet\bullet)(\bullet(\bullet\bullet))))) &\leq 0.0580703 \leq 0.0582923 \\
((\bullet(\bullet\bullet))(\bullet(\bullet((\bullet\bullet)(\bullet\bullet))))) &\leq 0.0710672 \leq 0.0713126 \\
((\bullet(\bullet\bullet))(\bullet(\bullet(\bullet((\bullet\bullet)(\bullet\bullet))))) &\leq 0.047099 \leq 0.0475895 \\
((\bullet(\bullet\bullet))(\bullet(\bullet(\bullet(\bullet(\bullet\bullet))))) &\leq 0.2773396 \leq 0.27734 \\
((\bullet\bullet)((\bullet\bullet)(\bullet\bullet))((\bullet\bullet)(\bullet\bullet))) &\leq 0.0157936 \leq 0.0158019 \\
((\bullet\bullet)((\bullet\bullet)(\bullet\bullet))(\bullet(\bullet\bullet))) &\leq 0.0421139 \leq 0.0421076 \\
((\bullet\bullet)((\bullet(\bullet\bullet)))(\bullet(\bullet\bullet))) &\leq 0.0825958 \leq 0.0825965 \\
((\bullet\bullet)((\bullet(\bullet\bullet))((\bullet\bullet)(\bullet\bullet))) &\leq 0.0916893 \leq 0.0916936 \\
((\bullet\bullet)((\bullet(\bullet\bullet))(\bullet((\bullet\bullet)(\bullet\bullet))))) &\leq 0.0330448 \leq 0.0333551 \\
((\bullet\bullet)((\bullet(\bullet\bullet))(\bullet(\bullet(\bullet\bullet))))) &\leq 0.1321533 \leq 0.1321539 \\
((\bullet\bullet)((\bullet\bullet)((\bullet(\bullet\bullet))(\bullet(\bullet\bullet))))) &\leq 0.0355028 \leq 0.0355186 \\
((\bullet\bullet)((\bullet\bullet)((\bullet\bullet)((\bullet\bullet)(\bullet\bullet))))) &\leq 0.0230787 \leq 0.0230724 \\
((\bullet\bullet)((\bullet\bullet)((\bullet\bullet)(\bullet(\bullet\bullet))))) &\leq 0.0447242 \leq 0.04474 \\
((\bullet\bullet)((\bullet\bullet)(\bullet((\bullet\bullet)(\bullet(\bullet\bullet))))) &\leq 0.0357857 \leq 0.0360811 \\
((\bullet\bullet)((\bullet\bullet)(\bullet(\bullet((\bullet\bullet)(\bullet\bullet))))) &\leq 0.0188528 \leq 0.0196592 \\
((\bullet\bullet)((\bullet\bullet)(\bullet(\bullet(\bullet(\bullet\bullet))))) &\leq 0.09544 \leq 0.0954771 \\
((\bullet\bullet)(\bullet((\bullet(\bullet\bullet))((\bullet\bullet)(\bullet\bullet))))) &\leq 0.031395 \leq 0.0314173 \\
((\bullet\bullet)(\bullet((\bullet(\bullet\bullet))(\bullet(\bullet(\bullet\bullet))))) &\leq 0.0679941 \leq 0.068037 \\
((\bullet\bullet)(\bullet((\bullet\bullet)((\bullet\bullet)(\bullet(\bullet\bullet))))) &\leq 0.0413824 \leq 0.0415641 \\
((\bullet\bullet)(\bullet((\bullet\bullet)(\bullet((\bullet\bullet)(\bullet\bullet))))) &\leq 0.0144759 \leq 0.0165141 \\
((\bullet\bullet)(\bullet((\bullet\bullet)(\bullet(\bullet(\bullet\bullet))))) &\leq 0.0490942 \leq 0.050696 \\
((\bullet\bullet)(\bullet(\bullet((\bullet\bullet)(\bullet(\bullet\bullet))))) &\leq 0.0334156 \leq 0.0334726 \\
((\bullet\bullet)(\bullet(\bullet((\bullet\bullet)((\bullet\bullet)(\bullet\bullet))))) &\leq 0.0236896 \leq 0.0239339 \\
((\bullet\bullet)(\bullet(\bullet((\bullet\bullet)(\bullet(\bullet(\bullet\bullet))))) &\leq 0.0465471 \leq 0.0470627 \\
((\bullet\bullet)(\bullet(\bullet(\bullet(\bullet(\bullet\bullet))))) &\leq 0.0674928 \leq 0.0677231 \\
((\bullet\bullet)(\bullet(\bullet(\bullet(\bullet((\bullet\bullet)(\bullet\bullet))))) &\leq 0.0474298 \leq 0.0478606 \\
((\bullet\bullet)(\bullet(\bullet(\bullet(\bullet(\bullet(\bullet\bullet))))) &\leq 0.3020641 \leq 0.3020658 \\
(\bullet(((\bullet\bullet)(\bullet\bullet))((\bullet\bullet)(\bullet(\bullet\bullet))))) &\leq 0.0558554 \leq 0.0558602 \\
(\bullet(((\bullet\bullet)(\bullet\bullet))(\bullet((\bullet\bullet)(\bullet\bullet))))) &\leq 0.0145222 \leq 0.014862 \\
(\bullet(((\bullet\bullet)(\bullet\bullet))(\bullet(\bullet(\bullet(\bullet\bullet))))) &\leq 0.043377 \leq 0.0434295 \\
(\bullet((\bullet(\bullet\bullet))((\bullet\bullet)(\bullet(\bullet\bullet))))) &\leq 0.0756829 \leq 0.0757179 \\
(\bullet((\bullet(\bullet\bullet))(\bullet((\bullet\bullet)(\bullet\bullet))))) &\leq 0.0371911 \leq 0.0377163 \\
(\bullet((\bullet(\bullet\bullet))(\bullet(\bullet(\bullet(\bullet\bullet))))) &\leq 0.1909558 \leq 0.1909597 \\
(\bullet((\bullet(\bullet\bullet))((\bullet\bullet)(\bullet(\bullet\bullet))))) &\leq 0.0441847 \leq 0.0442173 \\
(\bullet((\bullet(\bullet\bullet))((\bullet\bullet)((\bullet\bullet)(\bullet\bullet))))) &\leq 0.0285515 \leq 0.0285476 \\
(\bullet((\bullet\bullet))((\bullet\bullet)(\bullet(\bullet\bullet))))) &\leq 0.0613023 \leq 0.0613409 \\
(\bullet((\bullet\bullet))(\bullet((\bullet\bullet)(\bullet(\bullet\bullet))))) &\leq 0.0442962 \leq 0.0457139 \\
(\bullet((\bullet\bullet))(\bullet(\bullet((\bullet\bullet)(\bullet\bullet))))) &\leq 0.0248663 \leq 0.0260477 \\
(\bullet((\bullet\bullet))(\bullet(\bullet(\bullet(\bullet\bullet))))) &\leq 0.1282351 \leq 0.128252 \\
(\bullet((\bullet\bullet))(\bullet(\bullet(\bullet(\bullet\bullet))))) &\leq 0.036057 \leq 0.0360871 \\
(\bullet((\bullet\bullet))(\bullet(\bullet\bullet))(\bullet(\bullet\bullet))) &\leq 0.0725516 \leq 0.0725724 \\
(\bullet((\bullet\bullet))(\bullet\bullet)(\bullet\bullet)(\bullet\bullet)) &\leq 0.0453039 \leq 0.0455103 \\
(\bullet((\bullet\bullet))(\bullet\bullet)(\bullet(\bullet\bullet)(\bullet\bullet))) &\leq 0.0151569 \leq 0.0168906 \\
(\bullet((\bullet\bullet))(\bullet\bullet)(\bullet(\bullet(\bullet\bullet))))) &\leq 0.0521377 \leq 0.0530988 \\
(\bullet((\bullet\bullet))(\bullet(\bullet\bullet))(\bullet(\bullet\bullet))) &\leq 0.0227812 \leq 0.023975 \\
(\bullet((\bullet\bullet))(\bullet((\bullet\bullet)(\bullet\bullet))))) &\leq 0.0171237 \leq 0.017879 \\
(\bullet((\bullet\bullet))(\bullet((\bullet\bullet)(\bullet(\bullet\bullet))))) &\leq 0.0337422 \leq 0.0367598 \\
(\bullet((\bullet\bullet))(\bullet(\bullet(\bullet(\bullet\bullet))))) &\leq 0.0384892 \leq 0.0401641 \\
(\bullet((\bullet\bullet))(\bullet(\bullet(\bullet((\bullet\bullet)(\bullet\bullet))))) &\leq 0.0247273 \leq 0.0267558 \\
(\bullet((\bullet\bullet))(\bullet(\bullet(\bullet(\bullet(\bullet\bullet))))) &\leq 0.1430699 \leq 0.1438289 \\
(\bullet(\bullet((\bullet\bullet)(\bullet\bullet))((\bullet\bullet)(\bullet\bullet)))) &\leq 0.015781 \leq 0.0157837 \\
(\bullet(\bullet((\bullet\bullet)(\bullet\bullet))(\bullet(\bullet\bullet))))) &\leq 0.0420831 \leq 0.042071 \\
(\bullet(\bullet((\bullet(\bullet\bullet))(\bullet(\bullet\bullet))))) &\leq 0.0825765 \leq 0.0825765 \\
(\bullet(\bullet((\bullet\bullet))(\bullet\bullet)(\bullet(\bullet\bullet))))) &\leq 0.0916172 \leq 0.0916186 \\
(\bullet(\bullet((\bullet\bullet))(\bullet((\bullet\bullet)(\bullet\bullet))))) &\leq 0.0330789 \leq 0.0335285 \\
(\bullet(\bullet((\bullet\bullet))(\bullet(\bullet(\bullet\bullet))))) &\leq 0.1321212 \leq 0.1321234 \\
(\bullet(\bullet((\bullet\bullet))(\bullet(\bullet\bullet))))) &\leq 0.0395341 \leq 0.0397238 \\
(\bullet(\bullet((\bullet\bullet))((\bullet\bullet)(\bullet\bullet))))) &\leq 0.0281547 \leq 0.0282735 \\
(\bullet(\bullet((\bullet\bullet))((\bullet\bullet)(\bullet(\bullet\bullet))))) &\leq 0.0512426 \leq 0.0519989 \\
(\bullet(\bullet((\bullet\bullet))(\bullet((\bullet\bullet)(\bullet\bullet))))) &\leq 0.0444578 \leq 0.0464682 \\
(\bullet(\bullet((\bullet\bullet))(\bullet(\bullet((\bullet\bullet)(\bullet\bullet))))) &\leq 0.0229626 \leq 0.0258078 \\
(\bullet(\bullet((\bullet\bullet))(\bullet(\bullet(\bullet(\bullet\bullet))))) &\leq 0.1109042 \leq 0.1121893 \\
(\bullet(\bullet((\bullet\bullet))((\bullet\bullet)(\bullet\bullet))))) &\leq 0.0671513 \leq 0.0671494 \\
(\bullet(\bullet((\bullet(\bullet\bullet))(\bullet(\bullet\bullet))))) &\leq 0.1459225 \leq 0.1459252 \\
(\bullet(\bullet((\bullet\bullet))((\bullet\bullet)(\bullet(\bullet\bullet))))) &\leq 0.084083 \leq 0.0845377 \\
(\bullet(\bullet((\bullet\bullet))(\bullet((\bullet\bullet)(\bullet\bullet))))) &\leq 0.0305436 \leq 0.0325929 \\
(\bullet(\bullet((\bullet\bullet))(\bullet(\bullet(\bullet\bullet))))) &\leq 0.1015992 \leq 0.1036481 \\
(\bullet(\bullet((\bullet\bullet))(\bullet(\bullet(\bullet(\bullet\bullet))))) &\leq 0.089068 \leq 0.0890797 \\
(\bullet(\bullet(\bullet((\bullet\bullet))((\bullet\bullet)(\bullet\bullet))))) &\leq 0.0618614 \leq 0.0623212 \\
(\bullet(\bullet(\bullet((\bullet\bullet))(\bullet(\bullet\bullet))))) &\leq 0.1204158 \leq 0.1208088 \\
(\bullet(\bullet(\bullet(\bullet((\bullet\bullet)(\bullet\bullet))))) &\leq 0.1938207 \leq 0.1940385 \\
(\bullet(\bullet(\bullet(\bullet(\bullet((\bullet\bullet)(\bullet\bullet))))) &\leq 0.1432937 \leq 0.1442329 \\
(\bullet(\bullet(\bullet(\bullet(\bullet(\bullet(\bullet\bullet))))) &\leq 1.0000037 \leq 1.0000015^* \\
(((\bullet\bullet)(\bullet(\bullet\bullet))((\bullet\bullet)(\bullet(\bullet\bullet))))) &\leq 0.0971236^* \\
(((\bullet\bullet)(\bullet(\bullet\bullet))((\bullet\bullet)(\bullet\bullet))))) &\leq 0.062443 \\
(((\bullet\bullet)(\bullet(\bullet\bullet))((\bullet\bullet)(\bullet(\bullet\bullet))))) &\leq 0.1321834
\end{aligned}$$

27

$(\bullet((\bullet\bullet))(\bullet\bullet)(\bullet(\bullet(\bullet\bullet)))) \leq 0.0383284$	$(\bullet(\bullet((\bullet(\bullet\bullet))(\bullet((\bullet\bullet)(\bullet(\bullet\bullet))))))) \leq 0.0338421$
$(\bullet((\bullet(\bullet\bullet))(\bullet((\bullet(\bullet\bullet))(\bullet(\bullet\bullet)))))) \leq 0.016262$	$(\bullet(\bullet((\bullet(\bullet\bullet))(\bullet((\bullet(\bullet\bullet))(\bullet(\bullet\bullet))))))) \leq 0.0191234$
$(\bullet((\bullet(\bullet\bullet))(\bullet((\bullet\bullet))(\bullet\bullet)(\bullet\bullet)))) \leq 0.0116694$	$(\bullet(\bullet((\bullet(\bullet\bullet))(\bullet(\bullet(\bullet(\bullet\bullet))))))) \leq 0.0980258$
$(\bullet((\bullet(\bullet\bullet))(\bullet((\bullet\bullet))(\bullet(\bullet(\bullet\bullet)))))) \leq 0.0235487$	$(\bullet(\bullet((\bullet\bullet))(\bullet(\bullet\bullet))(\bullet\bullet)(\bullet\bullet)))) \leq 0.0260933$
$(\bullet((\bullet(\bullet\bullet))(\bullet(\bullet(\bullet\bullet))(\bullet(\bullet\bullet)))))) \leq 0.0280953$	$(\bullet(\bullet((\bullet\bullet))(\bullet(\bullet\bullet))(\bullet(\bullet(\bullet\bullet)))))) \leq 0.0517623$
$(\bullet((\bullet(\bullet\bullet))(\bullet(\bullet(\bullet(\bullet\bullet))(\bullet(\bullet\bullet)))))) \leq 0.0188036$	$(\bullet(\bullet((\bullet\bullet))(\bullet\bullet)(\bullet\bullet)(\bullet\bullet)(\bullet\bullet)))) \leq 0.0337782$
$(\bullet((\bullet(\bullet\bullet))(\bullet(\bullet(\bullet(\bullet(\bullet\bullet))(\bullet(\bullet\bullet)))))) \leq 0.1085368$	$(\bullet(\bullet((\bullet\bullet))(\bullet\bullet)(\bullet(\bullet\bullet)(\bullet\bullet)))) \leq 0.0118$
$(\bullet((\bullet\bullet))(\bullet\bullet)(\bullet\bullet)(\bullet\bullet)(\bullet\bullet)) \leq 0.0069791$	$(\bullet(\bullet((\bullet\bullet))(\bullet\bullet)(\bullet(\bullet(\bullet(\bullet\bullet)))))) \leq 0.038892$
$(\bullet((\bullet\bullet))(\bullet\bullet)(\bullet\bullet)(\bullet\bullet)(\bullet(\bullet(\bullet\bullet)))) \leq 0.0185711$	$(\bullet(\bullet((\bullet\bullet))(\bullet((\bullet\bullet))(\bullet(\bullet\bullet)))))) \leq 0.0174256$
$(\bullet((\bullet\bullet))(\bullet(\bullet(\bullet\bullet))(\bullet(\bullet(\bullet\bullet)))))) \leq 0.0342061$	$(\bullet(\bullet((\bullet\bullet))(\bullet((\bullet\bullet))(\bullet\bullet)(\bullet\bullet)))) \leq 0.0131765$
$(\bullet((\bullet\bullet))(\bullet(\bullet\bullet))(\bullet\bullet)(\bullet(\bullet\bullet)))) \leq 0.0425295$	$(\bullet(\bullet((\bullet\bullet))(\bullet((\bullet\bullet))(\bullet(\bullet(\bullet\bullet)))))) \leq 0.0270876$
$(\bullet((\bullet\bullet))(\bullet(\bullet\bullet))(\bullet(\bullet\bullet)(\bullet\bullet)))) \leq 0.014193$	$(\bullet(\bullet((\bullet\bullet))(\bullet(\bullet\bullet))(\bullet(\bullet\bullet))(\bullet\bullet)))) \leq 0.0297785$
$(\bullet((\bullet\bullet))(\bullet(\bullet\bullet))(\bullet(\bullet(\bullet(\bullet\bullet)))))) \leq 0.0554156$	$(\bullet(\bullet((\bullet\bullet))(\bullet(\bullet(\bullet(\bullet\bullet))(\bullet\bullet)))))) \leq 0.0192499$
$(\bullet((\bullet\bullet))(\bullet\bullet)(\bullet\bullet)(\bullet\bullet)(\bullet(\bullet\bullet)))) \leq 0.0181066$	$(\bullet(\bullet((\bullet\bullet))(\bullet(\bullet(\bullet(\bullet\bullet))(\bullet(\bullet\bullet)))))) \leq 0.1077698$
$(\bullet((\bullet\bullet))(\bullet\bullet)(\bullet\bullet)(\bullet\bullet)(\bullet\bullet)) \leq 0.0128573$	$(\bullet(\bullet((\bullet\bullet))(\bullet\bullet)(\bullet\bullet)(\bullet\bullet)) \leq 0.0136964$
$(\bullet((\bullet\bullet))(\bullet\bullet)(\bullet\bullet)(\bullet(\bullet(\bullet\bullet)))) \leq 0.0233441$	$(\bullet(\bullet((\bullet\bullet))(\bullet\bullet)(\bullet(\bullet\bullet))(\bullet\bullet)))) \leq 0.0364981$
$(\bullet((\bullet\bullet))(\bullet\bullet)(\bullet(\bullet\bullet))(\bullet(\bullet\bullet)))) \leq 0.019107$	$(\bullet(\bullet((\bullet\bullet))(\bullet(\bullet(\bullet\bullet))(\bullet(\bullet\bullet)))))) \leq 0.0716329$
$(\bullet((\bullet\bullet))(\bullet\bullet)(\bullet\bullet)(\bullet(\bullet\bullet))(\bullet\bullet)) \leq 0.0103594$	$(\bullet(\bullet((\bullet\bullet))(\bullet\bullet)(\bullet\bullet)(\bullet\bullet)) \leq 0.0794783$
$(\bullet((\bullet\bullet))(\bullet\bullet)(\bullet\bullet)(\bullet(\bullet(\bullet(\bullet\bullet)))))) \leq 0.048504$	$(\bullet(\bullet((\bullet\bullet))(\bullet\bullet)(\bullet\bullet)(\bullet\bullet)) \leq 0.0287851$
$(\bullet((\bullet\bullet))(\bullet(\bullet(\bullet\bullet))(\bullet\bullet)(\bullet\bullet)) \leq 0.015401$	$(\bullet(\bullet((\bullet\bullet))(\bullet(\bullet\bullet))(\bullet(\bullet(\bullet\bullet)))))) \leq 0.1146128$
$(\bullet((\bullet\bullet))(\bullet((\bullet\bullet))(\bullet(\bullet\bullet)) \leq 0.0333184$	$(\bullet(\bullet((\bullet\bullet))(\bullet((\bullet\bullet))(\bullet(\bullet\bullet)) \leq 0.0339684$
$(\bullet((\bullet\bullet))(\bullet((\bullet\bullet))(\bullet\bullet)(\bullet\bullet)) \leq 0.0212784$	$(\bullet(\bullet((\bullet\bullet))(\bullet((\bullet\bullet))(\bullet\bullet)) \leq 0.0241595$
$(\bullet((\bullet\bullet))(\bullet(\bullet\bullet))(\bullet(\bullet\bullet)) \leq 0.009088$	$(\bullet(\bullet((\bullet\bullet))(\bullet((\bullet\bullet))(\bullet(\bullet\bullet)) \leq 0.0438161$
$(\bullet((\bullet\bullet))(\bullet(\bullet\bullet))(\bullet(\bullet(\bullet\bullet)) \leq 0.0268518$	$(\bullet(\bullet((\bullet\bullet))(\bullet((\bullet\bullet))(\bullet(\bullet\bullet)) \leq 0.0391523$
$(\bullet((\bullet\bullet))(\bullet(\bullet(\bullet\bullet))(\bullet(\bullet\bullet)) \leq 0.0161156$	$(\bullet(\bullet((\bullet\bullet))(\bullet(\bullet(\bullet\bullet))(\bullet(\bullet\bullet)) \leq 0.0207505$
$(\bullet((\bullet\bullet))(\bullet(\bullet((\bullet\bullet))(\bullet\bullet)) \leq 0.0118507$	$(\bullet(\bullet((\bullet\bullet))(\bullet(\bullet(\bullet\bullet))(\bullet(\bullet\bullet)) \leq 0.0960874$
$(\bullet((\bullet\bullet))(\bullet(\bullet(\bullet\bullet))(\bullet(\bullet\bullet)) \leq 0.023627$	$(\bullet(\bullet((\bullet\bullet))(\bullet(\bullet\bullet))(\bullet(\bullet\bullet)) \leq 0.0613767$
$(\bullet((\bullet\bullet))(\bullet(\bullet(\bullet\bullet))(\bullet(\bullet\bullet)) \leq 0.0321444$	$(\bullet(\bullet((\bullet\bullet))(\bullet(\bullet\bullet))(\bullet(\bullet\bullet)) \leq 0.1333636$
$(\bullet((\bullet\bullet))(\bullet(\bullet(\bullet\bullet))(\bullet(\bullet\bullet)) \leq 0.0226679$	$(\bullet(\bullet((\bullet\bullet))(\bullet(\bullet\bullet))(\bullet(\bullet\bullet)) \leq 0.0765637$
$(\bullet((\bullet\bullet))(\bullet(\bullet(\bullet\bullet))(\bullet(\bullet\bullet)) \leq 0.140389$	$(\bullet(\bullet((\bullet\bullet))(\bullet(\bullet\bullet))(\bullet(\bullet\bullet)) \leq 0.0284654$
$(\bullet((\bullet\bullet))(\bullet\bullet)(\bullet\bullet)(\bullet\bullet)(\bullet\bullet)) \leq 0.0429334$	$(\bullet(\bullet((\bullet\bullet))(\bullet\bullet)(\bullet\bullet)(\bullet\bullet)) \leq 0.0931223$
$(\bullet((\bullet\bullet))(\bullet\bullet)(\bullet\bullet)(\bullet\bullet)(\bullet\bullet)) \leq 0.0111578$	$(\bullet(\bullet((\bullet\bullet))(\bullet\bullet)(\bullet\bullet)(\bullet\bullet)) \leq 0.08385$
$(\bullet((\bullet\bullet))(\bullet\bullet)(\bullet\bullet)(\bullet\bullet)) \leq 0.0334201$	$(\bullet(\bullet((\bullet\bullet))(\bullet\bullet)(\bullet\bullet)) \leq 0.0581878$
$(\bullet((\bullet\bullet))(\bullet\bullet)(\bullet\bullet)) \leq 0.058034$	$(\bullet(\bullet((\bullet\bullet))(\bullet\bullet)) \leq 0.1129824$
$(\bullet((\bullet\bullet))(\bullet\bullet)) \leq 0.0285983$	$(\bullet(\bullet((\bullet\bullet)) \leq 0.1857998$
$(\bullet((\bullet\bullet)) \leq 0.1470347$	$(\bullet(\bullet((\bullet\bullet)) \leq 0.1394359$
$(\bullet((\bullet\bullet)) \leq 0.0330857$	$(\bullet(\bullet((\bullet\bullet)) \leq 1.0000029^*$
$(\bullet((\bullet\bullet)) \leq 0.0212749$	
$(\bullet((\bullet\bullet)) \leq 0.0459748$	

Appendix 3: Profiles of trees

We provide here the outer approximations of the tree-profiles of eight pairs of trees between 4 and 6 leaves. The approximations obtained from levels 6 to 11 of the hierarchy are represented: the approximations becomes obviously tighter as the level increases.

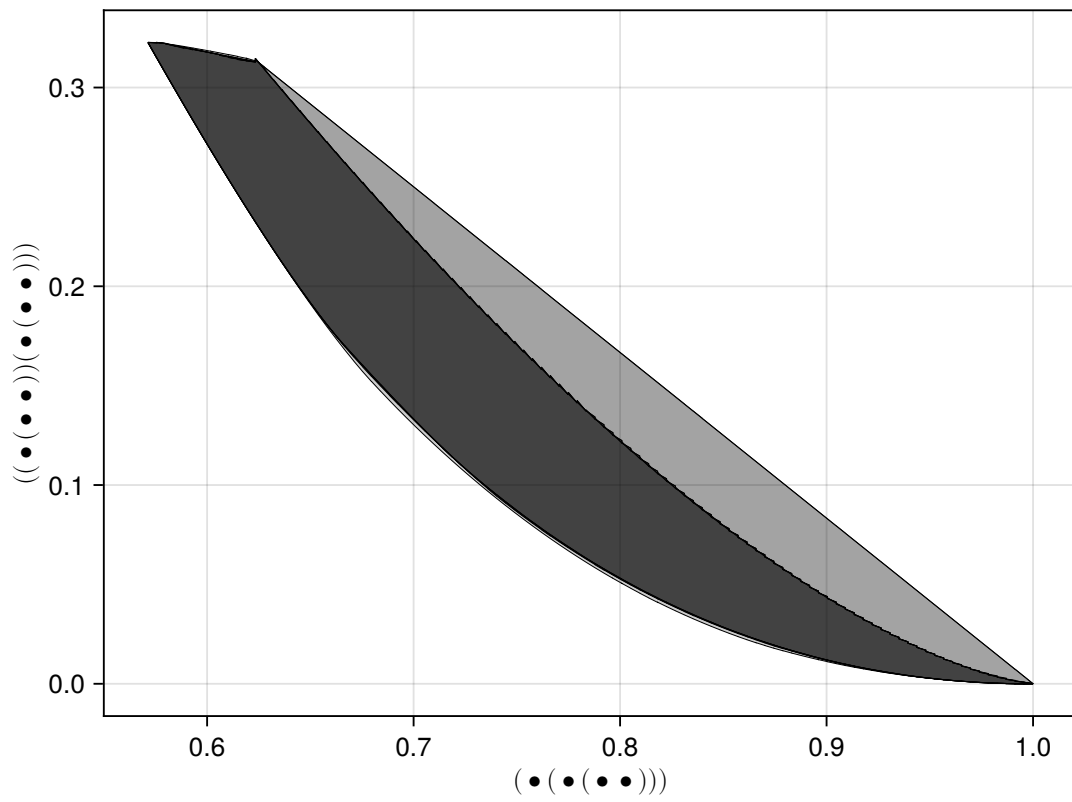


Fig. 16 Outer approximations of the tree-profile of $\begin{array}{c} \circ \\ \swarrow \searrow \\ \circ \quad \circ \end{array}$ and $\begin{array}{c} \circ \\ \swarrow \searrow \\ \circ \quad \circ \\ \swarrow \searrow \swarrow \searrow \\ \circ \quad \circ \quad \circ \quad \circ \end{array}$

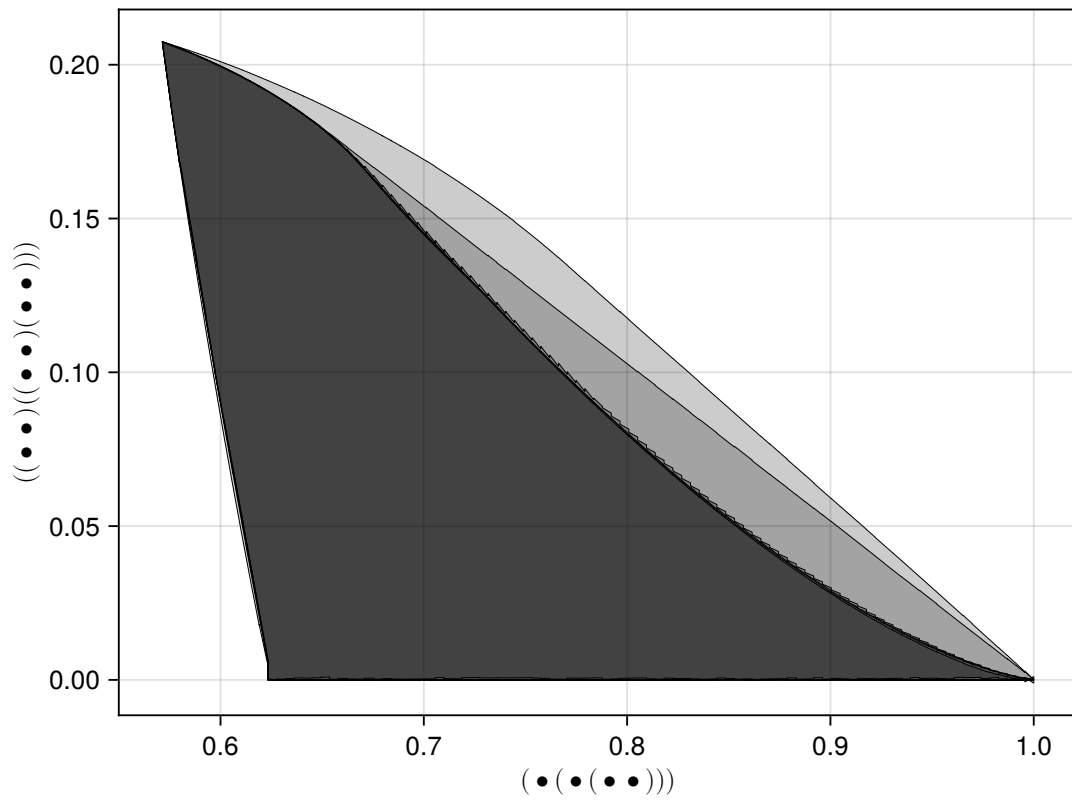


Fig. 17 Outer approximations of the tree-profile of $\begin{array}{c} \circ \\ \swarrow \searrow \\ \circ \quad \circ \end{array}$ and $\begin{array}{c} \circ \\ \swarrow \searrow \\ \circ \quad \circ \\ \swarrow \searrow \swarrow \searrow \\ \circ \quad \circ \quad \circ \quad \circ \end{array}$

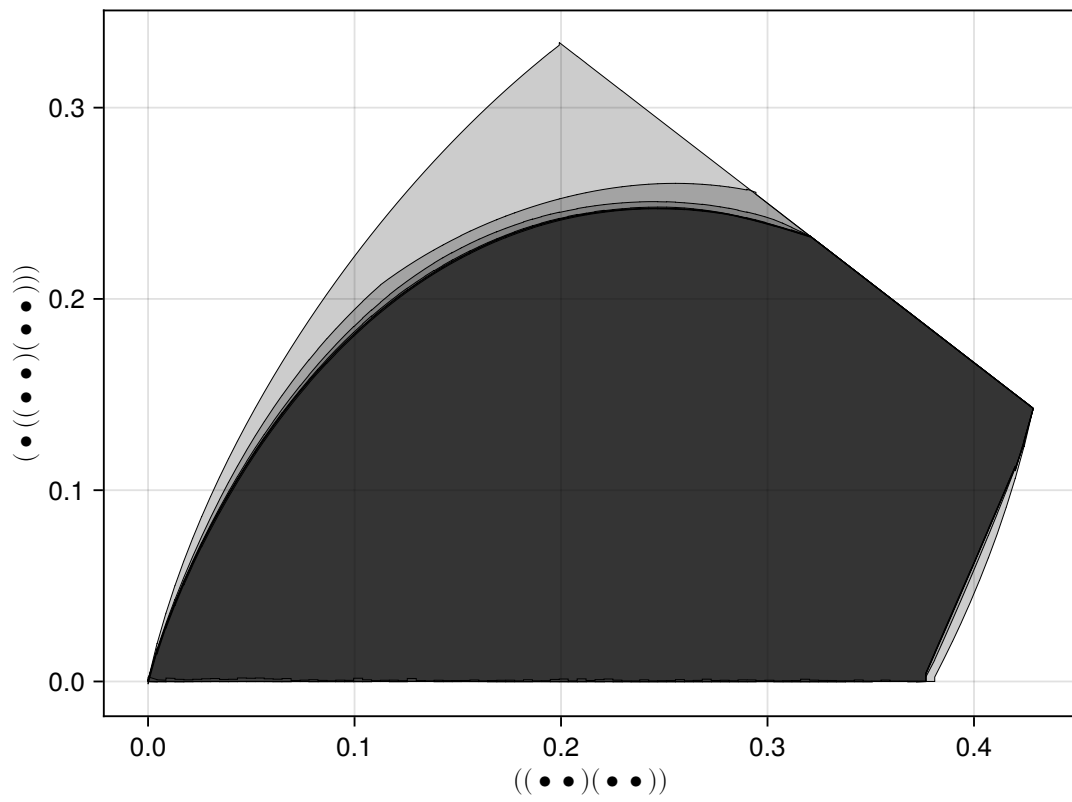




Fig. 18 Outer approximations of the tree-profile of  and 

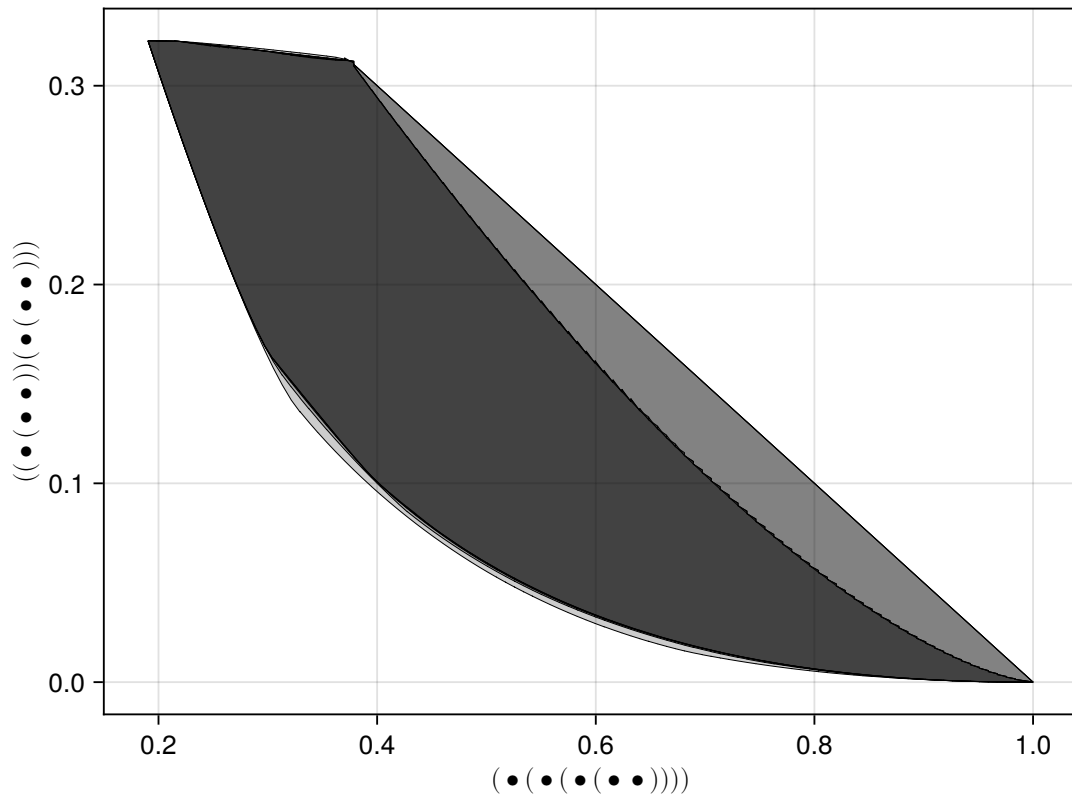




Fig. 19 Outer approximations of the tree-profile of  and 

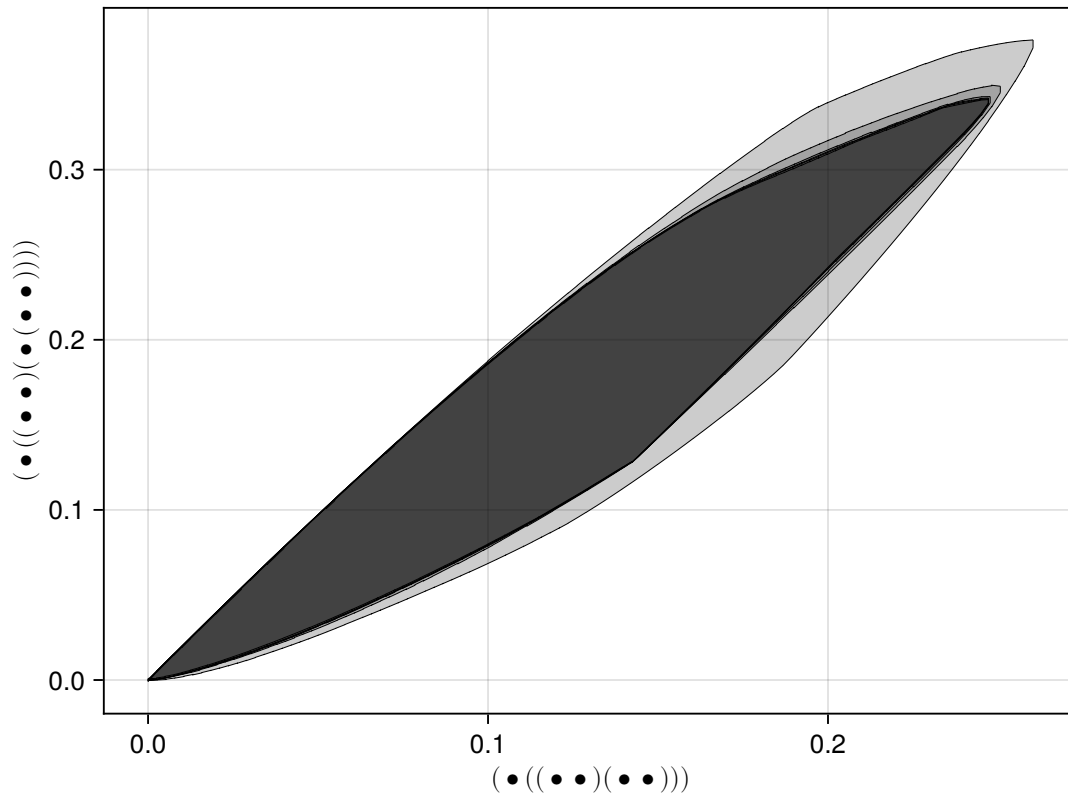




Fig. 20 Outer approximations of the tree-profile of  and 

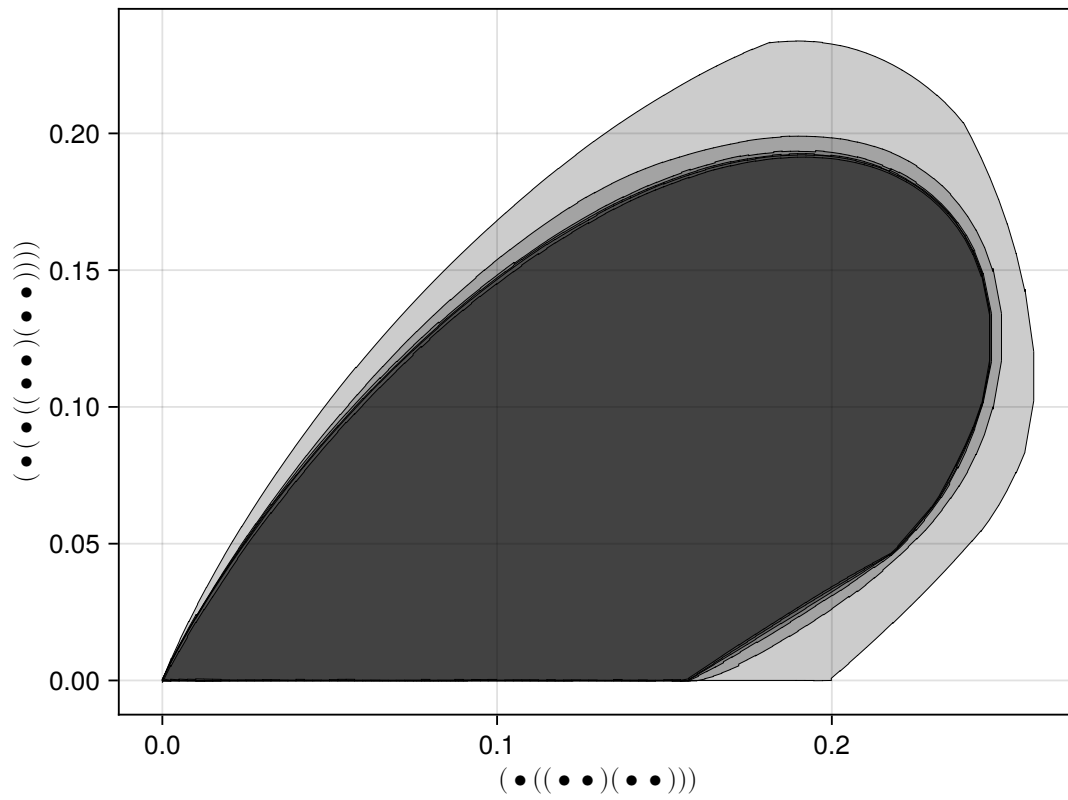




Fig. 21 Outer approximations of the tree-profile of  and 

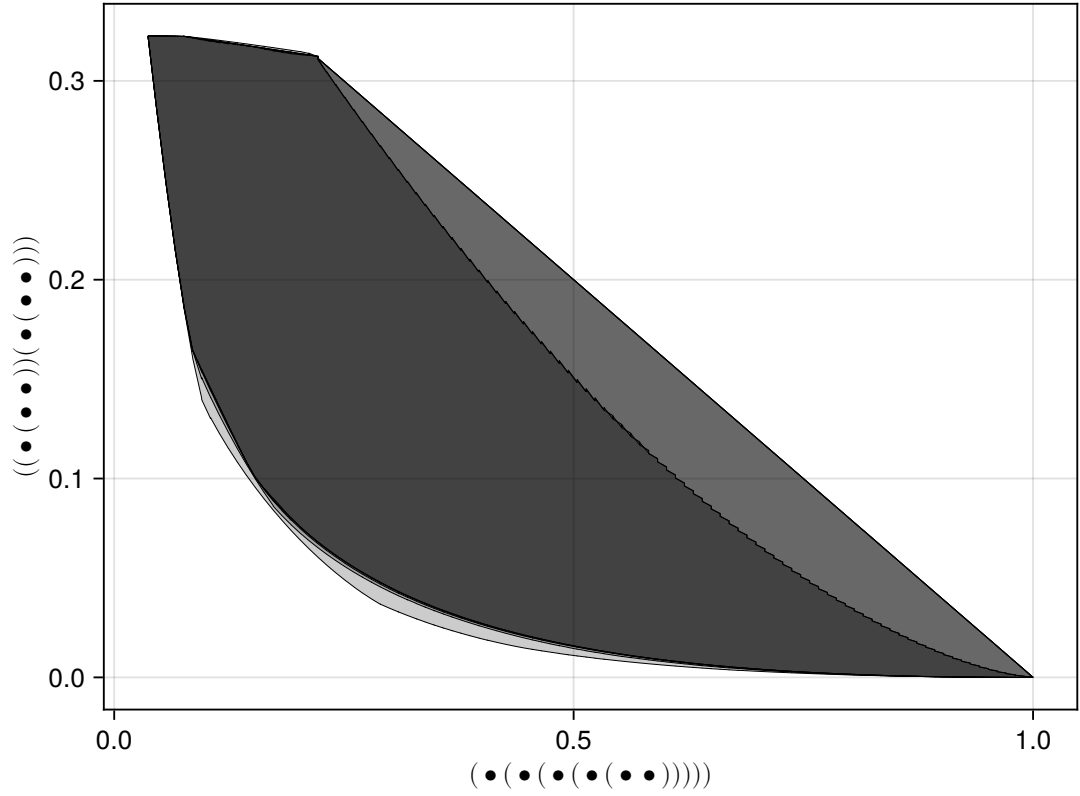
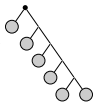
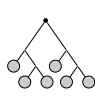


Fig. 22 Outer approximations of the tree-profile of  and 

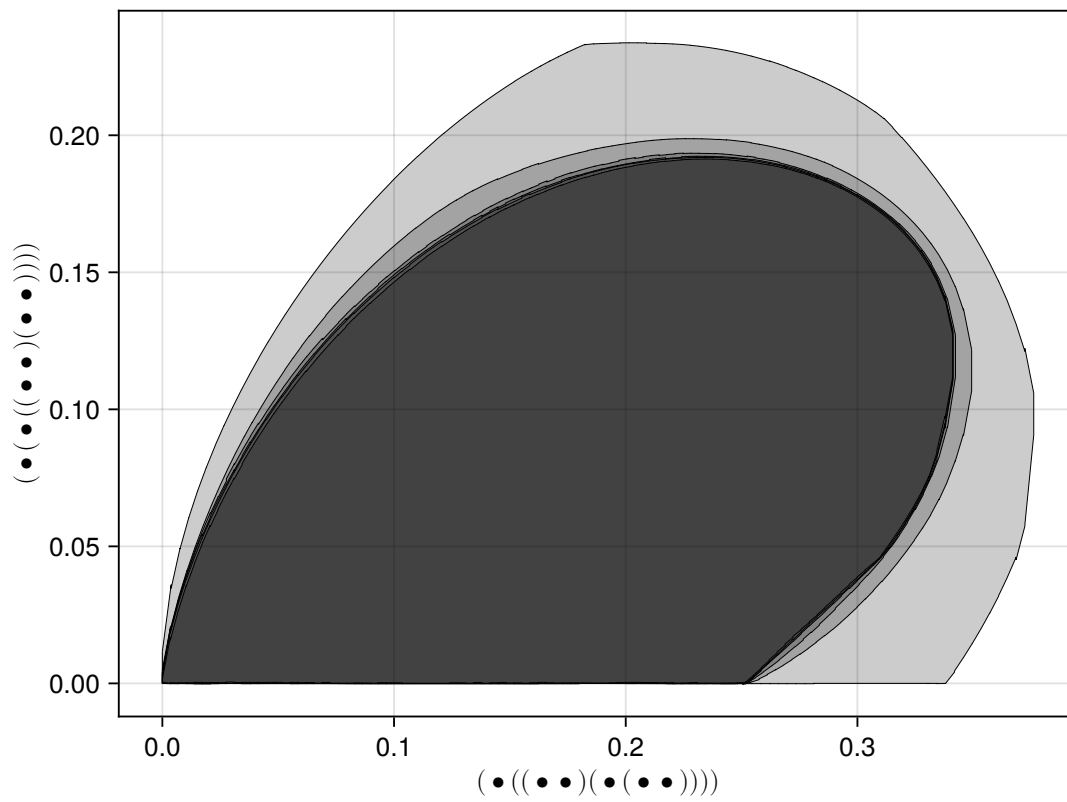



Fig. 23 Outer approximations of the tree-profile of  and 