

Miscibility of Binary Bose-Einstein Condensates with p -wave Interaction

Min Deng,^{1,2,*} Ming Xue^{*,1,†} Jinghan Pang,¹ Hui Luo,² Zhiguo Wang,² Jinbin Li,¹ and Dayou Yang³

¹*College of Physics, Nanjing University of Aeronautics and Astronautics,*

and Key Laboratory of Aerospace Information Materials and Physics (NUAA), MIIT, Nanjing 211106, China

²*College of Advanced Interdisciplinary Studies and Interdisciplinary Center of Quantum Information,*

National University of Defense Technology, Changsha 410073, China

³*Institut für Theoretische Physik and IQST, Universität Ulm,*

Albert-Einstein-Allee 11, D-89069 Ulm, Germany

(Dated: April 16, 2024)

We investigate the ground-state phase diagram of a binary mixture of Bose-Einstein condensates (BECs) with competing interspecies s - and p -wave interactions. Exploiting a pseudopotential model for the $l = 1$ partial wave, we derive an extended Gross-Pitaevskii (GP) equation for the BEC mixture that incorporates both s - and p -wave interactions. Based on it, we study the miscible-immiscible transition of a binary BEC mixture in the presence of interspecies p -wave interaction, by combining numerical solution of the GP equation and Gaussian variational analysis. Our study uncovers a dual effect—either enhance or reduce miscibility—of positive interspecies p -wave interaction, which can be precisely controlled by adjusting relevant experimental parameters. By complete characterizing the miscibility phase diagram, we establish a promising avenue towards experimental control of the miscibility of binary BEC mixtures via high partial-wave interactions.

I. INTRODUCTION

Quantum gas mixtures stand as a versatile platform for ultracold collision research, quantum simulation and quantum information processing across diverse atomic species [1–11]. A paramount prerequisite for these pursuits is the precise control of the miscibility of cold gases, which is intricately influenced by the interplay between atomic interactions and experimental geometry [12–17].

The miscibility of a binary Bose-Einstein condensate (BEC) mixture with s -wave interactions have been extensively studied [9, 18–22]. The mixtures can be in either a miscible (M) or an immiscible (IM) phase, dependent on the strengths of inter- and intra-species interactions, particle number ratio, trap potential and geometry [23–26]. In the M phase, a homogeneous solution forms, while the IM phase exhibits a ball-and-shell or side-by-side condensate structure [27–29]. Under the Thomas-Fermi approximation (TFA), the transition is determined by $(a_{12}^c)^2 = a_{11}a_{22}$, where $a_{11(22)}$ is intraspecies s -wave scattering lengths of condensate 1(2), and a_{12}^c is the critical interspecies s -wave scattering length for phase separation. Manipulating this transition in binary BECs is achievable via Feshbach resonance (FR), enabling control of s -wave interaction strengths [30, 31].

Exploiting beyond- s -wave broad FRs to enhance high partial-wave interactions, making them competitive with s -wave interaction thus creating novel states of matter, is of significant experimental interest [32–36]. A comprehensive theoretical study of broad s -, p -, and d -wave FRs in various combinations of stable alkali-metal atoms was presented in Ref. [37]. Using Feshbach loss spectroscopy,

new broad s -, p -, and d -wave FRs have been identified in diverse atomic mixtures, including Bose-Bose (^{41}K - ^{41}K , ^{23}Na - ^{87}Rb and ^{85}Rb - ^{87}Rb) [33, 38–42], Fermi-Fermi (^6Li - ^{40}K) [30, 43–45], and Bose-Fermi (^{41}K - ^6Li , ^{23}Na - ^{40}K) [42, 46]. Notably, the ^{23}Na - ^{40}K mixture exhibits a broad d -wave FR near 283 Gauss accompanied by a slightly narrower s -wave resonance [46], and the ^{85}Rb - ^{87}Rb mixture features a broad p -wave FR with an associated s -wave resonance near 260 Gauss [40]. The coexistence of different partial wave FRs motivates the exploration of experimental strategies that leverage multiple resonances to control both inter- and intra-species interactions [47–49].

In this manuscript, we investigate the miscibility of a binary mixture of BECs with competing s - and p -wave interspecies interactions, shedding light on how these interactions can shape the ground state miscibility phase diagram. Previous studies extensively explored p -wave interactions in fermionic systems or Bose-Fermi mixtures, while studies on p -wave interactions in degenerate bosonic gases have been limited to heteronuclear mixtures due to restrictions imposed by quantum statistics. In contrast to the repulsive s -wave interspecies interaction ($a_{12} > 0$) which always results in energy penalty to the M phase and favors the IM phase, positive p -wave interspecies interaction has more intricate effects. Dependent on the specific overlapping configuration of the two condensates, the p -wave interaction can contribute either positive or negative mean-field energy to the mixture, thus favor either separation or mixing of the condensates. Such complexity introduces novel characteristics to BEC miscibility compared to the conventional s -wave scenario, offering the intriguing possibility of manipulating miscibility through higher partial-wave interactions. We investigate these novel aspects via numerical solution of the Gross-Pitaevskii equation (GPE), incorporating the p -wave interaction, and consolidate it with Gaussian variational analysis. As a concrete application of our theory,

* These authors contributed equally to this work.

† Corresponding author. mxue@nuaa.edu.cn

we study the miscibility phase diagram of an optically trapped ultracold mixture of ^{87}Rb - ^{23}Na atoms near a relatively broad p -wave FR around 284 Gauss [50]. Such a condensate mixture has a long lifetime due to its positive intra- and inter-species s -wave scattering lengths [51, 52]. We assume these background s -wave interactions remain constant in the vicinity of the p -wave resonance under consideration, a reasonable approximation for the broad resonance and dilute limits considered here.

The rest of the manuscript is structured as follows. Section II outlines the theoretical model, starting with the derivation of the p -wave interaction model for a binary BEC mixture in Sec. II A, followed by the establishment of an extended mean-field GP equation in Sec. II B. To gain insight into the ground-state phases, we employ a simple Gaussian variational ansatz in Sec. III for one-dimensional (1D) condensates. In Sec. IV, we present the phase diagrams for two-dimensional (2D) and three-dimensional (3D) regimes. Lastly, in Sec. V we conclude with discussions.

II. THEORETICAL MODEL

A. p -wave interaction model

Modeling two-body interactions constitutes a fundamental step in developing theories for many-body systems. In the ultracold regime, atomic collisions dominated by s -wave scattering, which can be modeled accurately with a Fermi-Huang pseudopotential [53, 54]. The presence of non- s -wave scattering resonances transforms this scenario and requires tailoring pseudopotentials to these higher partial waves. Here, we employ a concise single-channel p -wave pseudopotential model derived by Idziaszek and Calarco [55, 56],

$$V_p(\mathbf{r}) = \frac{\pi\hbar^2 a_p^3}{m_r} \vec{\nabla} \delta(\mathbf{r}) \cdot \frac{\partial^3}{\partial r^3} r^3 \vec{\nabla}, \quad (1)$$

where $\vec{\nabla}$ ($\vec{\nabla}$) denotes the gradient operator acting on the left (right) of the pseudopotential, a_p is the energy-dependent scattering length for p -wave interaction, satisfying $a_p^3(k) = -\tan \delta_1(k)/k^3$ with δ_1 the p -wave scattering phase shift, and k is the wave vector associated with the collision energy E . Such a single-channel pseudopotential model is applicable if the splitting of the p -wave FR peak due to magnetic dipole interactions is small such that the angular anisotropy of the interaction can be neglected. It has been successfully applied, e.g., in confirming geometric resonances [57, 58], fermion scattering within quasi-2D systems [55] and investigating trap-induced shape resonances in p -wave interactions of ultracold atoms [59].

Denoting the atomic fields of the condensate mixture as $\hat{\psi}(\mathbf{r}) = [\hat{\psi}_1(\mathbf{r}), \hat{\psi}_2(\mathbf{r})]^T$. The second-quantized form of

the pseudopotential Eq. (1) can be written as

$$\hat{V}_p = \frac{\pi\hbar^2 \nu_p}{m_r} \int d^3r (\hat{\psi}_2^\dagger \nabla \hat{\psi}_1^\dagger - \hat{\psi}_1^\dagger \nabla \hat{\psi}_2^\dagger) (\hat{\psi}_2 \nabla \hat{\psi}_1 - \hat{\psi}_1 \nabla \hat{\psi}_2), \quad (2)$$

where $\nu_p = a_p^3(k)$ is the p -wave scattering volume and m_r denotes the reduced mass of the two atom species. We note that Eq. (2) can also be derived based on p -wave interaction model that involves p -wave molecular degrees of freedom (DOFs) via adiabatic elimination of the molecular fields [13].

B. Extended Gross-Pitaevskii equation with interspecies p -wave interaction

To describe the ground state property of the BEC mixture, we use a mean-field Gross-Pitaevskii equation that incorporates the interspecies p -wave interaction. The mean-field energy functional governing a 3D BEC mixture is given by [60]:

$$\begin{aligned} E[\psi^*, \psi] = & \int d^3r \sum_{i=1}^2 \left(\frac{\hbar^2}{2m_i} |\nabla \psi_i|^2 + V_T^i |\psi_i|^2 \right) \\ & + \int d^3r \left(\sum_{i=1}^2 \frac{g_i}{2} |\psi_i|^4 + g_{12} |\psi_1|^2 |\psi_2|^2 \right) \\ & + \int d^3r \frac{\pi\hbar^2 \nu_p}{m_r} |\psi_2 \nabla \psi_1 - \psi_1 \nabla \psi_2|^2, \quad (3) \end{aligned}$$

where the wavefunction is normalized as $\int d^3r |\psi_i|^2 = N_i$ for the two species $i = 1, 2$. The ground-state wavefunctions can be obtained via the variational extremum condition

$$\delta[E - \mu_i N_i] / \delta \psi_i^* = 0, \quad (4)$$

where μ_i is the chemical potential of species i . The first line of Eq. (3) describes the kinetic energy and harmonic trapping potential of the two species, with $V_T^i = m_i(\omega_{ix}^2 x^2 + \omega_{iy}^2 y^2 + \omega_{iz}^2 z^2)/2$, and m_i and ω_i being the mass and trapping frequency of the species i . In the second line, $g_i = 4\pi\hbar^2 a_i/m_i$ denotes the s -wave intraspecies interaction strength, and $g_{12} = 2\pi\hbar^2 a_{12}/m_r$ represents the interspecies interaction strength, where $a_i(a_{12})$ denotes the s -wave intra-(inter-)species scattering length, and $m_r = m_1 m_2 / (m_1 + m_2)$ is the reduced mass.

Introducing the characteristic length scale $l_0 = \sqrt{\hbar/m_1 \omega_{1x}}$ and energy scale $\varepsilon_0 = \hbar \omega_{1x}$, and redefining the normalized mean-field wave function $\phi_i = l_0^{3/2} N_i^{-1/2} \psi_i$ ($i = 1, 2$), the GP equations derived from

Eqs. (3) and (4) read

$$\begin{aligned}\mu_1\phi_1 &= \left[-\frac{\nabla^2}{2} + \sum_{\sigma} \frac{\xi_{1\sigma}^2\sigma^2}{2} + \beta_1|\phi_1|^2 + \beta_{12}|\phi_2|^2 \right] \phi_1 \\ &\quad -\beta_p|\phi_2\nabla\phi_1 - \phi_1\nabla\phi_2|^2, \\ \mu_2\phi_2 &= \left[-\frac{\alpha_m\nabla^2}{2} + \sum_{\sigma} \frac{\xi_{2\sigma}^2\sigma^2}{2\alpha_m} + \beta_2|\phi_2|^2 + \gamma\beta_{12}|\phi_1|^2 \right] \phi_2 \\ &\quad -\gamma\beta_p|\phi_1\nabla\phi_2 - \phi_2\nabla\phi_1|^2,\end{aligned}\quad (5)$$

where $\alpha_m = m_1/m_2$, $\gamma = N_1/N_2$, and $\xi_{i\sigma} = \omega_{i\sigma}/\omega_{1x}$ with $\sigma = x, y, z$. The parameters $\beta_i = 4\pi a_i\alpha_m N_i/l_0$ and $\beta_{12} = 2\pi(1 + \alpha_m)a_{12}N_2/l_0$ are rescaled s -wave interaction strengths, and $\beta_p = \pi(1 + \alpha_m)\nu_p N_2/l_0^3$ is the rescaled p -wave interaction strength.

Defining the dimensionless energy functional $\mathcal{E} = E/(N_1\varepsilon_0)$, Eq. (3) can be recast as

$$\begin{aligned}\mathcal{E} &= \int d^3r' \sum_{j=1,2} \gamma^{1-j} \left[\frac{1}{2} \alpha_m^{j-1} |\nabla' \phi_j|^2 + \alpha_m^{1-j} V_j(r') |\phi_j|^2 \right] \\ &\quad + \int d^3r' \left[\frac{\beta_1}{2} |\phi_1|^4 + \frac{\beta_2}{2\gamma} |\phi_2|^4 + \beta_{12} |\phi_1|^2 |\phi_2|^2 \right] \\ &\quad + \beta_p \int d^3r' |\phi_2 \nabla \phi_1 - \phi_1 \nabla \phi_2|^2,\end{aligned}\quad (7)$$

with the rescaled potential $V_j(r) = \sum_{\sigma=x,y,z} \xi_{j\sigma}^2 \sigma^2 / 2$.

To explore the interplay between s - and p -wave interactions, we employ the imaginary-time evolution method [61] to analyze the ground-state phase diagram of the BEC mixture. Notably, this method is not a global optimization strategy; it converges to local energy minima dependent on the initial trial wavefunction. Successful application necessitates an initial trial wavefunction encompassing all possible symmetries to ensure convergence to the genuine ground state. This consideration is crucial in our study, given that p -wave interactions may introduce excess metastable states (see Sec. III B). We terminate the evolution upon reaching energy convergence criteria, specifically $|\mathcal{E}(\tau_{n+1}) - \mathcal{E}(\tau_n)|/\mathcal{E}(\tau_n) < 10^{-7}$, where τ_n denotes discretized imaginary time. This criteria proves sufficient for attaining the genuine ground state in our investigation below.

C. Order parameters

We adopted the following pair of order parameters to identify distinct ground-state configurations, as introduced in previous studies [25, 62, 63]:

$$\eta = \int d^3r |\phi_1||\phi_2|, \quad (8)$$

$$d = \left| \int d^3r (|\phi_1|^2 - |\phi_2|^2) \mathbf{r} \right|. \quad (9)$$

Here, η represents the density overlap between two BEC species, and the wave functions of the two species ($\phi_{i=1,2}$)

are normalized to unit. Thus, the value is close to 1 when the two BECs overlap almost completely, and less than 1 otherwise, distinguishing between the miscible (M) and immiscible (IM) phases. The parameter d measures the center of mass displacement between the two condensates. Hence, the ground state resides in a symmetric immiscible (SIM) phase for ($\eta < 1, d = 0$), typically exhibiting a ball-and-shell structure where one species forms a shell around the other. In contrast, the ground state resides in an asymmetric immiscible (AIM) phase for ($\eta < 1, d > 0$), where the two condensates coexist side by side.

Before numerical calculations, let us qualitatively analyze the role of each term in Eq. (7): (i) Both kinetic and potential energy favors the mixing of the two BECs, and they dominate the miscibility of the mixture for small s - and p -wave interactions. (ii) The intraspecies s -wave interaction energy monotonically decreases with the extension of the condensates' wavefunction, thereby favoring mixing. (iii) The repulsive s -wave interspecies interaction between the BECs favors the IM phase [12, 19, 21, 22, 28]. In the limit $a_{12} \gg a_{11}, a_{22}$, the condensates cease to overlap, resulting in complete phase separation. (iv) The p -wave interspecies interaction is intricate, depending not just on the wave function but also its gradient. In the M phase, similar density profiles result in a small interaction energy $|\phi_2\nabla\phi_1 - \phi_1\nabla\phi_2|^2$ [cf. last line of Eq. (7)]. As condensates move apart in space, this term gradually increases. Conversely, with minimal spatial overlap between the condensates, this term approaches zero. Thus, for $\nu_p > 0$, p -wave interaction tends to either mix or entirely separate BECs. Conversely, for $\nu_p < 0$, partially mixed configurations lowers the p -wave interaction energy.

III. MISCIBILITY PHASE DIAGRAM OF QUASI-ONE-DIMENSIONAL BEC MIXTURE

A. Numerical phase diagram

We investigate the miscibility phase diagram of binary BEC mixture in a quasi-1D geometry via imaginary time evolution. To illustrate the essential physics, we make the simplification assumption of equal masses ($m_1 = m_2 = 1$) and trapping frequencies ($\omega_1 = \omega_2 = 1$) for the two condensates. We initialize the condensates in two Gaussian wavefunctions of the same standard deviation σ , whose center is displaced by a distance δ_r . We make diverse choices of (σ, δ_r) to guarantee that imaginary time evolution converges to the genuine ground state.

The resulting numerical phase diagram is shown in Fig. 1 against the effective s - and p -wave interspecies interactions β_{12} and β_p . The mixture has two phases, the M phase and the AIM phase, with the black dashed line representing the phase boundary. In the AIM phase, the two BECs symmetrically separate in opposite directions, with $\eta < 1$ and $d > 0$. We show the order parameter

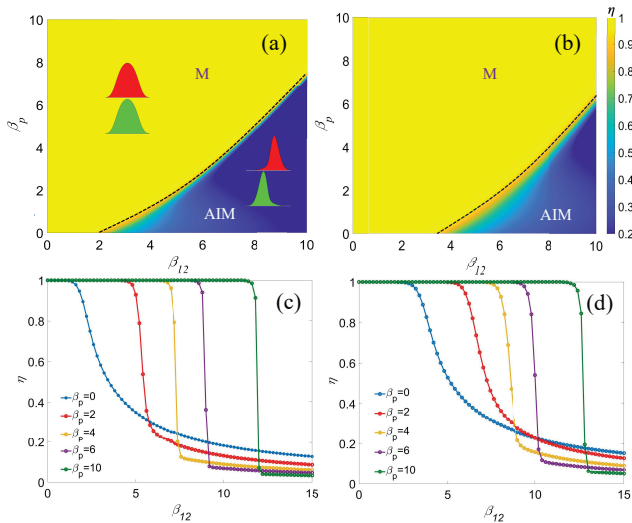


FIG. 1. (a-b) Ground-state phase diagram of a binary mixture of BECs in 1D, as a function of the dimensionless interspecies s -wave interaction β_{12} and p -wave interaction β_p . The diagram is calculated via numerical imaginary-time evolution of the GP equation. The schematic filled with red and green represent the density distributions of the BECs in the miscible (M) and immiscible (IM) phases. We consider in (a) $\beta_1 = \beta_2 = 0$, i.e., without intraspecies interactions; in (b) $\beta_1 = \beta_2 = 2$. Since the boundaries of order parameters d and η are identical, only the diagrams of η are shown. (c-d) Dependence of the order parameter η on the interspecies interaction β_{12} for different β_p . We consider in (c) $\beta_1 = \beta_2 = 0$ and in (d) $\beta_1 = \beta_2 = 2$.

η only, as the phase boundary of d perfectly aligns with that of η . Figs. 1(a) and 1(b) show the ground-state phase diagram with and without s -wave intraspecies interactions (β_1, β_2) respectively, which are qualitatively similar.

When both β_{12} and β_p are small, i.e., $(\beta_{12}, \beta_p) \lesssim (6.0, 4.0)$ in Fig. 1(a) and $(\beta_{12}, \beta_p) \lesssim (10.0, 6.0)$ in Fig. 1(b), the order parameters η and d varies continuously across the phase boundary, cf., the solid blue and red lines in Figs. 1(c) and (d). However, upon surpassing a threshold of the interaction strengths, the order parameter exhibits discontinuity across the phase boundary, cf., the purple and green curves in Figs. 1(c) and (d). This novel feature does not appear in the conventional s -wave miscibility phase diagram, thus is a direct result from the p -wave interspecies interaction. Its physical origin is investigated in the subsequent Sec. III B via Gaussian variational analysis.

Comparing Figs. 1(c) and (d), we observe that nonzero intraspecies interactions $\beta_{1,2}$ does not modify the qualitative features of the phase diagram—it only causes a slight expansion of the phase boundary towards the AIM phase region. For instance, when $\beta_p = 0$, the threshold for η to drop from 1 shifts from $\beta_{12} \approx 2.0$ to $\beta_{12} \approx 4.0$. This result aligns with the physical intuition that intraspecies interactions favor mixing of the condensates, necessitat-

ing a stronger β_{12} for phase separation.

B. Gaussian variational analysis

We employ a Gaussian variational method to investigate further the ground-state phase diagram of the quasi-1D BEC mixture. This method is suitable for weak interactions and provides insights into single-component BECs and BEC mixtures [64–66]. Without loss of generality, we set the intraspecies interaction ($\beta_{1,2} = 0$), and assume equal masses ($m_1 = m_2 = 1$) and trapping frequencies ($\omega_1 = \omega_2 = 1$) of the two condensates as in Sec. III A. Under these assumptions, the numerical results in Sec. III A indicate that the two BECs displace symmetrically along opposite directions in IM phase. Hence, we define the following two Gaussian variational wavefunctions for the condensates,

$$\phi_1(x) = \frac{1}{\pi^{1/4}\sigma^{1/2}} e^{-(x-d)^2/2\sigma^2}, \quad (10)$$

$$\phi_2(x) = \frac{1}{\pi^{1/4}\sigma^{1/2}} e^{-(x+d)^2/2\sigma^2}, \quad (11)$$

which suffice to capture the characteristics of both M and AIM phases. This allows us to express the order parameter $\eta = \exp(-d^2/\sigma^2)$ and the dimensionless energy functional in Eq. (7) as

$$\begin{aligned} \mathcal{E}/N &= \frac{1}{2\sigma^2} + \frac{1}{2}(\sigma^2 + 2d^2) \\ &+ \frac{\beta_{12}}{\sqrt{2\pi}} e^{-2d^2/\sigma^2} + \frac{4\beta_p d^2}{\sqrt{2\pi}\sigma^5} e^{-2d^2/\sigma^2}. \end{aligned} \quad (12)$$

The ground-state phase diagram from numerical minimization of Eq. (12) is shown in Fig. 2(a), which aligns excellently with Fig. 1(a). Notably, when $\beta_p = 0$, both results indicate an AIM phase entry threshold at $\beta_{12} \approx 2.0$.

Next, we analyze the discontinuity of the order parameter η using the Gaussian variational approach. Figs. 2(b) and (c) display the behavior of average energy \mathcal{E}/N in the vicinity of the phase boundary as a function of the order parameters d and η . The discontinuity of η across the phase boundary stems from the existence of two metastable states, as indicated by arrows in Figs. 2(b) and (c) (with order parameters $d \approx \pm 1.0$ and $\eta \approx 0.2$). To further illustrate this, we consider two points $P_1 = (4.4, 1.5)$ and $P_3 = (4.6, 1.5)$, lying in the M and AIM phase respectively, in the vicinity of the phase transition point $P_2 = (4.52, 1.5)$, as shown in the phase diagram Fig. 2(a). The blue dot-dashed line in Fig. 2(b) corresponds to the point P_1 in the M phase, which indicates that the energy of the two metastable states is higher than the ground state (order parameter $d = 0, \eta = 1$). However, the energy of the two metastable states decreases as we move from P_1 to P_3 by increasing β_{12} . When $\beta_{12} = 4.6$, corresponding to point P_3 in Fig. 2(a), the energy of the two metastable

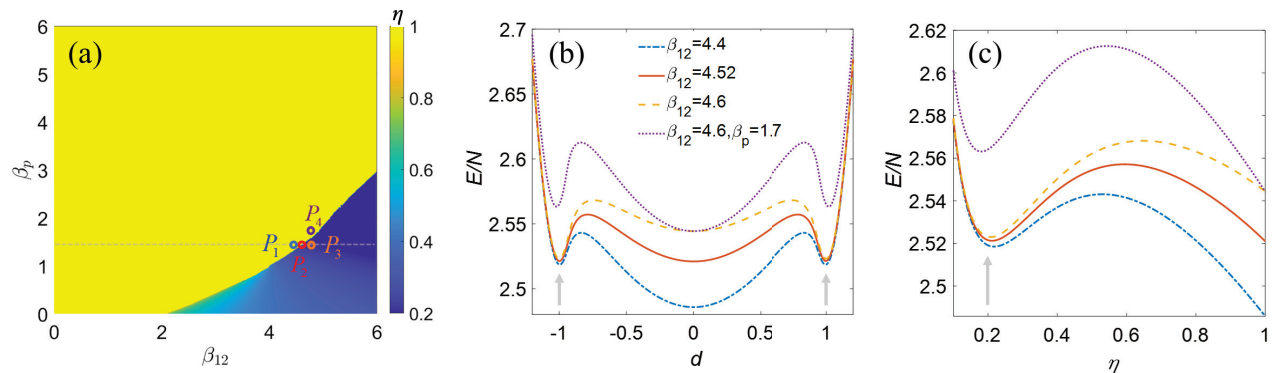


FIG. 2. (a) Ground-state phase diagram of a binary mixture of BECs in 1D, obtained via Gaussian variational analysis (cf. Sec. III B). Several points (β_{12}, β_p) near the phase transition point $P_2 = (4.52, 1.5)$, including $P_1 = (4.4, 1.5)$, $P_3 = (4.6, 1.5)$, and $P_4 = (4.6, 1.7)$, are marked. These points are used to illustrate the physical mechanism underlying the abrupt jumps of the order parameter across the phase boundary, cf. Sec. III B. Dashed line corresponds to $\beta_p = 1.5$. (b-c) Gaussian variational energy of the BEC mixture, E/N , at as a function of the order parameter d [panel (b)] and η [panel (c)], at points P_1 (blue dashed line), P_3 (orange solid line) and P_4 (purple dotted line). Light gray arrows indicate two possible metastable states with non-vanishing order parameter.

states becomes lowest, as shown by the yellow-dashed line in Fig. 2 (b-c). Hence, the order parameters d jumps abruptly from 0 to ± 1 and η from 1 to 0.2 when crossing the transition point P_2 .

Moreover, the p -wave interspecies interaction enhances mixing of the condensates. In Fig. 2(b), as β_p increases from 1.5 to 1.7, the ground state undergoes a phase transition from the AIM phase at position P_3 (yellow-dashed curve) to the M phase at position P_4 (purple-dotted curve). These two curves shows that the p -wave interaction introduces an energy penalty to the metastable states, thereby enhancing mixing. Consequently, to enter the AIM phase necessitates a larger β_{12} .

Next, we apply Landau's theory to elucidate the characteristics of the phase transition. To account for the metastable states, we construct a Landau free energy functional [67] by expanding the energy functional Eq. (12) in power series of the order parameter d up to the sixth order, assuming $\beta_p \leq 1$. We hence arrive at

$$\varepsilon(d, \sigma) = \mathcal{E}/N = A + Bd^2 + Cd^4 + Dd^6, \quad (13)$$

where we define

$$A = \frac{1}{2\sigma^2} + \frac{1}{2}\sigma^2 + \frac{\beta_{12}}{\sqrt{2\pi}\sigma}, \quad (14)$$

$$B = 1 - \frac{2\beta_{12}}{\sqrt{2\pi}\sigma^3} + \frac{4\beta_p}{\sqrt{2\pi}\sigma^5}, \quad (15)$$

$$C = \frac{2}{\sqrt{2\pi}\sigma^7} (\beta_{12}\sigma^2 - 4\beta_p), \quad (16)$$

$$D = \frac{4}{\sqrt{2\pi}\sigma^9} \left(2\beta_p - \frac{1}{3}\beta_{12}\sigma^2 \right). \quad (17)$$

We minimize the Landau free energy functional Eq. (13) with respect to d and σ , in order to identify the ground and metastable states of the mixture. We assume that near the phase transition, $\varepsilon(d, \sigma)$ gradually

changes with σ near the phase transition point, whereas d can jump abruptly from zero to nonzero values in the regime $\eta < 1$. As a result, σ can be treated as a constant determined solely by β_{12} and β_p , that is, $\sigma \simeq \sigma(\beta_{12}, \beta_p)$. $\varepsilon(d, \sigma)$ can then be expressed as a standard Landau's free energy functional that depends on d . Notably, the inclusion of terms $\propto d^6$ in $\varepsilon(d, \sigma)$ allows it to account for three metastable states (cf. Fig. 2). To ensure that the energy has a lower bound, the condition $D > 0$ must be satisfied. Utilizing $\partial\varepsilon/\partial d = 0$ and $\partial^2\varepsilon/\partial^2 d > 0$, we find the metastable states of the mixture,

$$d_0 = 0, \quad d_{\pm}^2 = \frac{-C + \sqrt{C^2 - 3BD}}{3D}. \quad (18)$$

It is clear that the presence of the metastable states requires $C^2 - 3BD > 0$ and $C < 0$, otherwise only one stable state with $d_0 = 0$ exists, which is the ground state of the mixture.

In the presence of metastable states, the phase transition is of first order. The system's ground state is the M phase ($d = d_0 = 0$) when $\varepsilon(d_0) < \varepsilon(d_{\pm})$; otherwise, it is in AIM phase ($d = d_{\pm}$). Thus, the first-order phase transition point satisfies the equation $\varepsilon(d_0) = \varepsilon(d_{\pm})$, which simplifies to $C^2 = 4BD$.

Summarizing the above analysis, we have approximately determined the phase transition characteristics of the binary BEC mixture. When $C < 0$ and $D > 0$, the ground state is in the M phase if the condition $3BD < C^2 < 4BD$ is met. In contrast, if $C^2 > 4BD$, the ground state is in the IM phase and the mixing configuration becomes metastable. The phase boundary corresponds to the equation $C^2 = 4BD$. By expressing parameters B, C, D in terms of β_{12} , β_p , and $\sigma(\beta_{12}, \beta_p)$, we can derive an approximate formula for the phase boundary. In the regime that β_{12} and β_p are small ($\sigma \simeq 1$), the

phase boundary formula reduces to

$$5\beta_{12}^2 - 4(10\beta_p + \sqrt{2\pi})\beta_{12} + 24\beta_p(2\beta_p + \sqrt{2\pi}) = 0. \quad (19)$$

Notably, when $\beta_p = 0$, this equation yields $\beta_{12} = \frac{4}{5}\sqrt{2\pi} \approx 2$, which closely matches the numerical results in Fig. 1(a) and Fig. 2(a).

IV. MISCIBILITY PHASE DIAGRAM IN TWO- AND THREE-DIMENSION

A. Ground-state phase diagram without intraspecies interactions

Extending our previous analysis, we explore below the ground-state phase diagram of a binary mixture of BECs in 2D and 3D geometry. In higher spatial dimensions, metastable states become more prevalent, posing challenges to the use of imaginary time propagation methods for obtaining the true ground state. To address this, we exploit two trial wavefunctions, one with spherical symmetry ($\delta_r = 0$) and the other with asymmetry ($\delta_r = 3\sigma$), encompassing all possible symmetry-broken configurations. Moreover, we temporarily exclude the s -wave intraspecies interactions to highlight the effect of interspecies interactions in this section. We denote ^{87}Rb as species 1 and ^{23}Na as species 2, utilizing an isotropic harmonic trap. For species 1 (Rb atoms), we set $\omega_1 = (2\pi)160$ Hz, while for species 2 (Na atoms), we set $\omega_2 = \omega_1\sqrt{m_1/m_2} \approx 2\omega_1$. This choice ensures equal effective trap potentials despite the differing atomic masses [20].

Figs. 3(b) and (c) present the numerical phase diagrams for a 2D and 3D mixture, and Fig. 3(a) shows the extended phase diagram for a quasi-1D mixture. All panels exhibit transitions between M and AIM phases as β_{12} and β_p vary. The M phase expands significantly with increasing the spatial dimension, which can be intuitively understood as follows. For a quasi-1D BEC mixture in the M phase and near the phase boundary, reducing the transverse confinement allows it to expand along the transverse direction, eventually forming a 2D mixture. Such transverse expansion further reduces the repulsive interspecies s -wave interaction, favoring the M phase. The 3D phase diagram resembles the 2D one, but with an even larger M phase region. For a specific β_{12} , the mixture undergoes a transition from the AIM to the M phase with increasing β_p . Therefore, (positive) p -wave interaction enhances the miscibility of the BEC mixture.

It is interesting to compare Fig. 3(a) with Fig. 1(a), both for the quasi-1D mixture. For small β_{12} and β_p , Fig. 3(a) aligns with Fig. 1(a), noting the differing vertical axis scaling in Fig. 3. Notably, for β_{12} surpassing a threshold ($\beta_{12} \geq \beta_{12}^0 = 6.0$ in 1D), the M phase disappears, and the ground state remains in the AIM phase regardless of β_p . Similar thresholds, β_{12}^0 values of 18.0 (2D) and 48.0 (3D), are observed [cf. Fig. 3(b) and

(c)]. This phenomenon arises because neither the completely AIM phase ($\eta = 0, d > 0$) nor the completely M phase ($\eta = 1.0, d = 0$) receives energy contributions from p -wave interactions. Beyond the threshold of β_{12} , the energy reduction in the AIM phase due to β_{12} surpasses the kinetic and potential energy reductions achieved by mixing. Therefore, the mixture enters the AIM phase consistently for sufficiently large β_{12} . For a fixed value of β_p , we examine the dependence of the order parameters on β_{12} , as depicted in Fig. 4. As β_p approaches zero (e.g., $\beta_p = 0.1$), the order parameters η and d evolve continuously with β_{12} in 1D (blue solid line), 2D (red solid lines), and 3D (yellow solid lines). However, at $\beta_p = 1.0$, only in 3D do the order parameters vary smoothly with β_{12} (yellow dashed line), while in 1D and 2D, they exhibit discontinuous jumps. Increasing β_p to 10.0 results in a similar discontinuous transition in 3D (purple dotted line). Thus, in all spatial dimensions, the phase transition is continuous for weak p -wave interaction and becomes first order for strong p -wave interaction.

This transition results from the presence of metastable states, as extensively explored via the 1D Gaussian variational analysis in Sec. III B. In the presence of β_p , the system features two metastable states with low symmetry (AIM phase). Their energy is associated with β_p , with larger β_p corresponding to higher energy. In the M phase, the energy of these metastable states is higher than the completely mixed state. As β_{12} increases, the energy of these states decreases, eventually becoming lower than that of the higher-symmetry mixed state. This results in a phase transition accompanied by a sudden change in the order parameter and a phase transition. Larger β_p requires a higher β_{12} for this transition due to the increased energy of metastable states.

Interestingly, the phase boundary in 3D becomes more intricate at the transition point between continuity and discontinuity. This complexity is evident in the inset of Fig. 3(c), revealing a distinct peninsula pattern around the transition point due to the dual effect of p -wave interactions. In contrast, while present in the 1D and 2D cases, this feature is less pronounced. The energy changes at points P_5 - P_{10} [marked in Fig. 3(c)] in Table I reveal that, for $\beta_{12} = 43$, variations in β_p induce changes in the individual component energies of the binary BEC mixture. Regardless of β_p , the energy contribution from p -wave interactions consistently remains zero in the completely M phase, maintaining the total energy constant ($\varepsilon_{\text{tot}} = 4.552$ in Table I). Thus, if the energy of the AIM phase is lower than this value, the true ground state should be in the AIM phase. Although the AIM configuration reduces the energy associated with β_{12} , it simultaneously increases the kinetic and potential energies of both BEC components, as well as the p -wave interaction energy introduced by incomplete separation of two BECs.

At P_{10} ($\beta_p \gtrsim 0$) with a sufficiently large β_{12} ($> \beta_{12}^0$), the ground state resides in the AIM phase, significantly reducing the energy introduced by β_{12} . As β_p increases

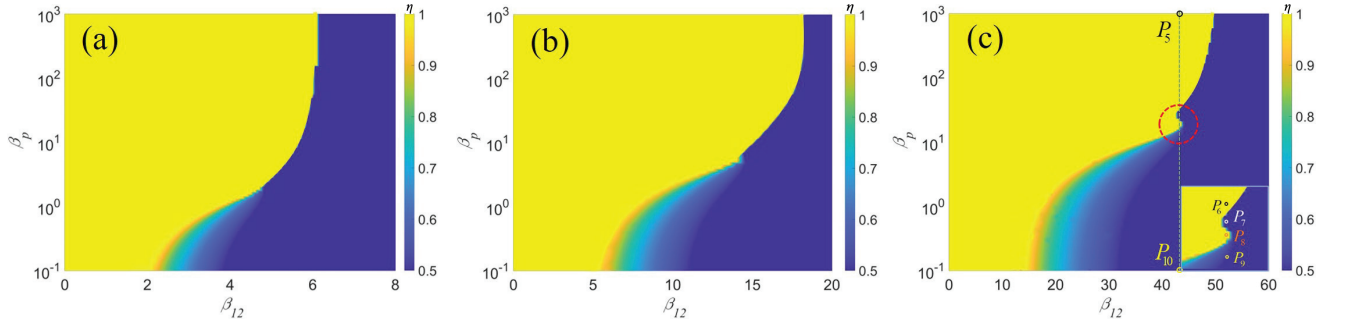


FIG. 3. Ground-state phase diagram of a binary mixture of BECs in (a) 1D, (b) 2D and (c) 3D, as a function of the dimensionless interspecies s -wave interaction β_{12} and p -wave interaction β_p . As the boundaries of order parameters d and η are identical, only the distribution of η is plotted. In the pure yellow region, the system is in a completely M phase ($\eta = 1$ and $d = 0$), while in other regions, it is in an AIM phase ($\eta < 1$ and $d > 0$). In (c), along the line $\beta_{12} = 43$, several points from $P_5 = (43, 10^3)$ - $P_{10} = (43, 0)$ are marked. They offer insights into the dual effects of p -wave interaction for phase separation, as analyzed in Sec. IV A. Insert of panel (c) zooms in the region inside the red dashed circle of panel (c).

TABLE I. Characterization of the ground-state phase and energy of the BEC mixture at location 5-10 along the vertical dashed line $\beta_{12} = 43$ in Fig. 3(c). M(AIM) corresponds to the miscible(asymmetric immiscible) phase. ε_{tot} is the total energy of the mixture, ε_{k_i} and ε_{p_i} are the kinetic and potential energies of the component $i = 1, 2$. $\varepsilon_{\beta_{12}}$ and ε_{β_p} are the s - and p -wave interspecies interaction energies. All energies are dimensionless.

Location	Phase	ε_{tot}	η	d	ε_{k_1}	ε_{k_2}	ε_{p_1}	ε_{p_2}	$\varepsilon_{\beta_{12}}$	ε_{β_p}	Real Phase
$P = (43, -)$	M	4.552	1.000	0.000	0.464	0.464	1.230	1.230	1.164	0.000	
$P_5 = (43, 10^3)$	AIM	4.720	0.026	2.226	1.115	1.115	1.230	1.230	0.001	0.029	M
$P_6 = (43, 35)$	AIM	4.564	0.283	1.997	0.871	0.871	1.241	1.241	0.098	0.242	M
$P_7 = (43, 27)$	AIM	4.537	0.356	1.917	0.805	0.805	1.249	1.249	0.153	0.276	AIM
$P_8 = (43, 20)$	AIM	4.578	0.823	1.079	0.523	0.523	1.270	1.270	0.786	0.206	M
$P_9 = (43, 10)$	AIM	4.341	0.325	0.236	0.696	0.696	1.194	1.194	0.325	0.236	AIM
$P_{10} = (43, 0)$	AIM	3.976	0.391	1.537	0.807	0.807	1.032	1.032	0.298	0.000	AIM

to 10^3 at P_5 , a transition to the completely M phase becomes accessible, nullifying dominant p -wave interaction energy and decreasing kinetic energy compared to the AIM configuration. However, this transition raises the s -wave interspecies interaction energy $\varepsilon_{\beta_{12}}$ from 0.001 to 1.164 due to wave function overlap. From P_{10} to P_8 , where β_p increases from 0 to 20, the ground state undergoes a transition from the AIM to the M phase, with the order parameter η rising from 0.391 to 1.00. Here, p -wave interaction lowers ε_{tot} and enhances mixing. Reaching $\beta_p = 27$ at P_7 , the mixture reverts to the AIM phase to reduce the total energy ε_{tot} , with a reduced $\eta = 0.356$ and $d = 1.917$. In this case, p -wave interaction enhances phase separation. We emphasize that the energy difference of the ground and metastable states is very small at points P_6 - P_9 in Table I, and such intricacy results in a more complex phase boundary.

Notably, the SIM phase, frequently reported in the literature [20, 25], is absent in Fig. 3. This is due to our assumption that both BECs share the same intraspecies interaction strength, have the same spherically symmetric harmonic trap and an equal number of atoms. Generally speaking, the interplay between M, SIM, and AIM phases primarily depends on the competition between interspecies s -wave interactions and factors such as kinetic

energy, potential energy, and intraspecies interactions—the former determines the miscibility, while the latter dictates the spherical symmetry of the ground state. Attaining an SIM phase involves investigating factors leading to distinct intraspecies interactions, including variations in masses, harmonic trap frequencies, diverse intraspecies s -wave scattering lengths, and the relative atomic number ratio of the two species, as detailed in the subsequent discussion.

B. The ground-state phase diagram with intraspecies interactions

Until now, our focus has been on a simplified model, neglecting intraspecies interactions (β_1 and β_2) and assuming equal masses and trapping frequencies for both species. In practical experiments, however, intraspecies interactions play a crucial role. Repulsive intraspecies interactions ($\propto \beta_i |\phi_i|^4$) tend to expand individual condensates, thus favoring the miscible phase [25, 62, 68]. This effect is evident in Fig. 1, where the nonzero intraspecies interaction $\beta_1 = \beta_2 = 2$ significantly extends the boundary of the M phase at $\beta_1 = \beta_2 = 0$. Intraspecies interactions not only broaden density profiles for both species

but also trigger the emergence of a SIM phase ($d = 0$, $\eta < 1$) [20, 25], where the less-bound BEC encapsulates the other, resembling a symmetric spherical shell with lower energy and higher symmetry than the AIM phase.

Atom number plays a crucial role in determining the ground state symmetry and phase boundary structure of binary BEC mixtures, as demonstrated in works that consider the only s -wave interaction [20, 25, 69, 70]. The critical scattering length (a_{12}^c) for phase separation is found to be atom number-dependent, as shown in the investigation of spontaneous symmetry breaking (SSB) in a trapped Na-Rb BEC mixture [20]. Further investigation in Ref. [25] explores how atom number ratio ($\gamma = N_1/N_2$) influence miscibility-immiscibility transitions. In a homonuclear BEC mixture involving two magnetic sublevels $m_F = \pm 1$ of the hyperfine spin $F = 1$ state, both species share identical intraspecies s -wave scattering lengths, as demonstrated in the ^{23}Na - ^{23}Na BEC mixture [63]. Phase diagrams in the $\gamma - a_{12}$ plane

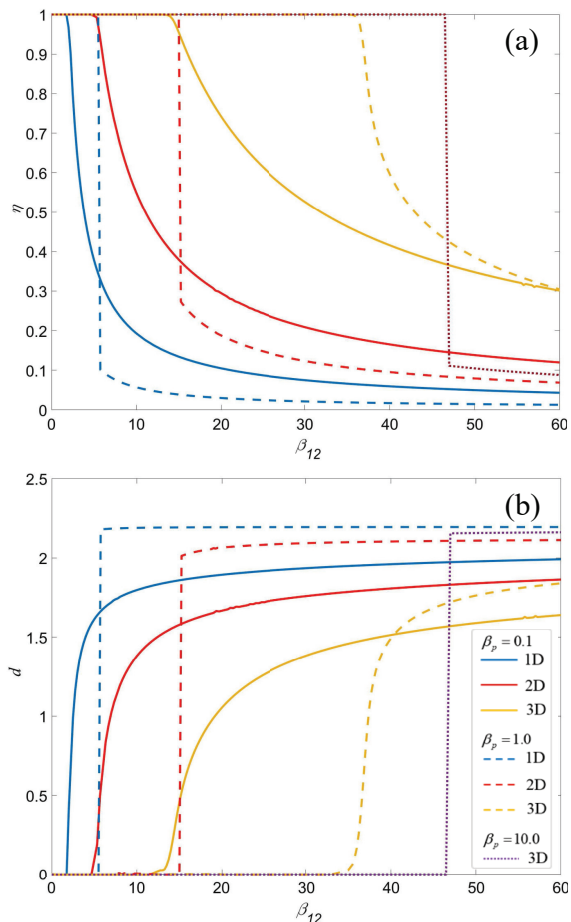


FIG. 4. Dependence of the order parameters η (a) and d (b) on the interspecies s -wave interaction strength β_{12} , for various interspecies p -wave interaction strength β_p and spatial dimension. Solid line: $\beta_p = 0.1$; dashed lines: $\beta_p = 1$; purple dotted line: $\beta_p = 10.0$ and in 3D.

display three distinct phases: M, AIM, and the SIM. The absence of the SIM phase at $\gamma = 1$ aligns with our earlier numerical findings. However, in a binary BEC mixture with differing intraspecies s -wave scattering lengths, an SIM phase can emerge between the M and AIM phases at $\gamma = 1$. Below, we extend these discussion to the scenario where the interspecies p -wave interaction is present.

Our numerical simulation employs parameters close to a broad p -wave FR at approximately 284 G in the $^{87}\text{Rb}|1, +1\rangle + ^{23}\text{Na}|1, +1\rangle$ channel [50]. Two s -wave resonances at 347.8 and 478.8 G have been also observed near this p -wave resonance. Hereafter, we only consider the case of $\gamma = 1$ and take the s -wave scattering length $a_{11} = 113.4$ a.u. and $a_{22} = 57.0$ a.u. as constants independent of the magnetic field [51, 52]. By minimizing the energy functional of Eq. (7) for the 3D case, we arrive at the phase diagram presented in Fig. 5. From Fig. 5(a) to Fig. 5(d), the p -wave interaction strength β_p/β_{12}^{bg} is chosen increasingly, as 0.0, 0.2, 0.8 and 3.6; the background s -wave scattering length is fixed at $a_{12}^{bg} = 67$ a.u. [50].

Without the p -wave interaction [Fig. 5(a)], the critical interspecies scattering length is $a_{12}^c = 62.5$ a.u., beyond which phase separation occurs in the TFA. However, results from Fig. 5(a1-d1) indicate a significant influence to a_{12}^c by of the atom number N . For small N , a_{12}^c roughly scales with N^{-1} , whereas for large N , the N dependence of a_{12}^c remains nearly constant due to the substantial differences in intraspecies interactions. These distinctions give rise to a shell-filling effect for the Na atoms [20], defining the shell as the spatial region between the mean field of the more tightly trapped Rb atoms and the less confined Na atoms, manifesting as the SIM region in Fig. 5(a2) and (b2). However, if a_{12} falls below the critical value of $a_{12}^c \approx 80$ a.u. [cf. the light gray solid lines in Figs. 5(a1)-(d1)], the mixture remains in the M phase due to the dominant intraspecies repulsive interactions. Upon surpassing this threshold, the mixture undergoes a configuration transition towards the SIM phase, as interspecies interactions and other terms begin to dominate over intraspecies interactions. Specifically, the Rb atoms at the trap center gives rise to a spherically symmetrical potential barrier to the Na atoms; the latter thus forms a symmetrical shell structure. Upon increasing a_{12} , the wave function overlap (η) decreases. Beyond the phase boundary (black dashed line) in Fig. 5(a2), interspecies interaction becomes dominant. To minimize interaction energy, the two species disperse in opposite directions due to the strong repulsive interaction. The symmetry-broken ground state features an approximately planar boundary between the two hemispheres of each species [Fig. 5(e2)], reducing both kinetic energy from boundary curvature and interface volume. In this parameter regime, the system undergoes SSB, entering the AIM phase [20].

Furthermore, we focus on the case of $a_{12} = 100$ a.u. in the absence of p -wave interaction. The variation of the mixture's ground-state phase with increasing N , labeled as P_{11} - P_{14} in Fig. 5(a2), is depicted in Figs. 5(e1)-

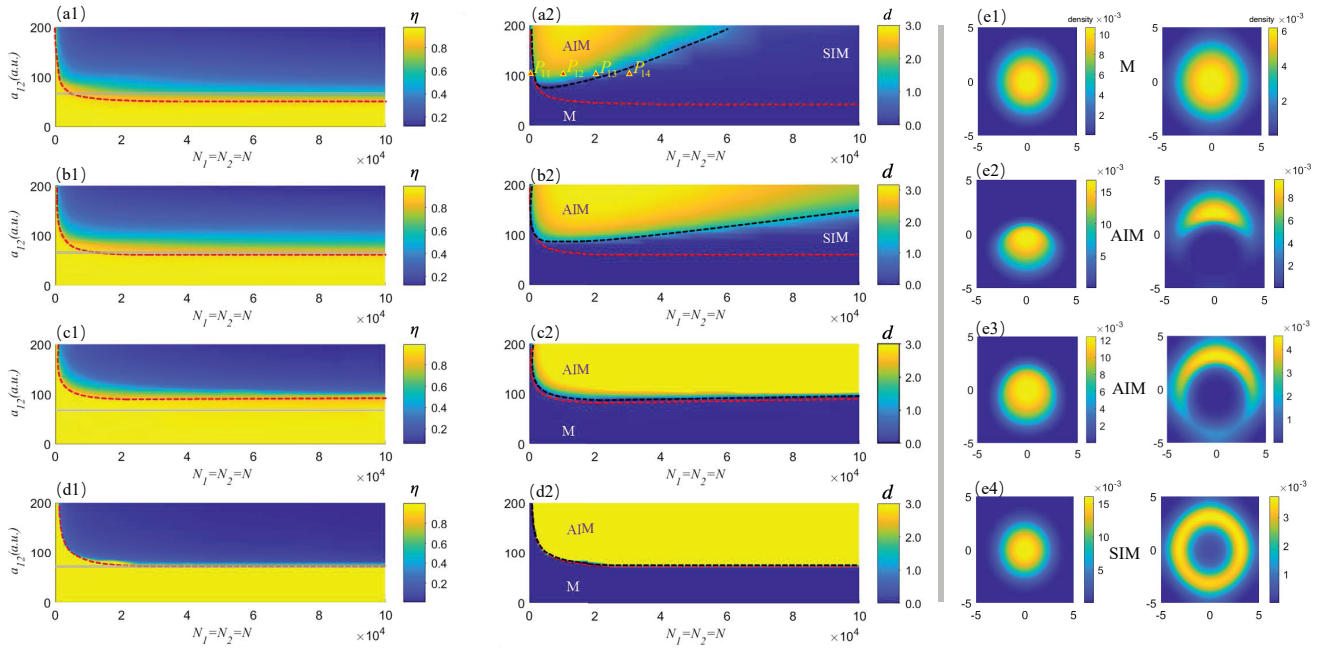


FIG. 5. Ground-state phase diagram of a mixture of ^{87}Rb - ^{23}Na mixture in the N - a_{12} plane. The interspecies scattering lengths are $a_{11} = 113.4$ a.u. and $a_{22} = 57.0$ a.u.. The p -wave interspecies interactions β_p/β_{12}^{bg} is 0 in (a), 0.2 in (b), 0.8 in (c) and 3.6 in (d), the background scattering length $a_{12}^{bg} = 67$ a.u. (a1)-(d1) show the distribution of the order parameter η , while (a2)-(d2) show the distribution of the order parameter d . The red and black dash lines represent the phase boundaries determined by numerical calculation, the light gray solid lines in (a1)-(d1) represents the critical value of $a_{12} = 80$ a.u. The density profiles of the two BEC components at locations $P_{11} = (5 \times 10^2, 100$ a.u.), $P_{12} = (1 \times 10^4, 100$ a.u.), $P_{13} = (1.8 \times 10^4, 100$ a.u.) and $P_{14} = (3 \times 10^4, 100$ a.u.) in panel (a2) are shown as (e1)-(e4) respectively.

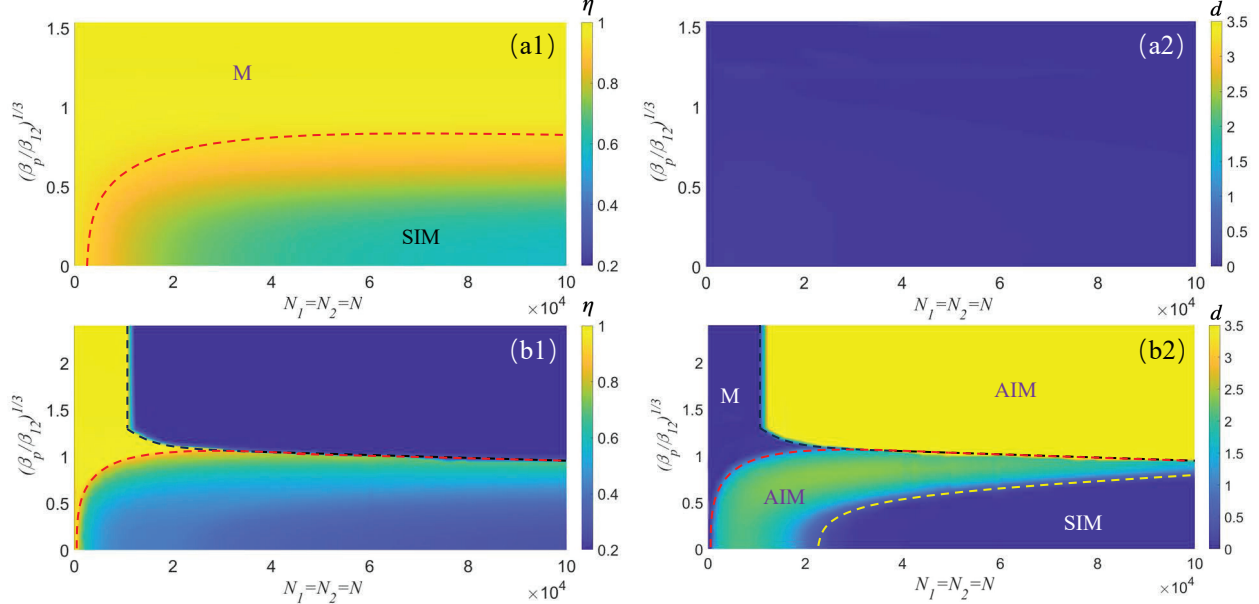


FIG. 6. Ground-state phase diagram for the ^{87}Rb - ^{23}Na mixture with fixed $a_{11} = 113.4$ a.u. and $a_{22} = 57.0$ a.u. in the N - $(\beta_p/\beta_{12}^{bg})^{1/3}$ plane. The value of s -wave interspecies interaction in (a) is the background scattering length $a_{12} = 67$ a.u., while in (b), it is set to $a_{12} = 100$ a.u.. (a1) and (b1) correspond to the order parameter η , while (a2) and (b2) correspond to the order parameter d . The red, black and yellow dashed lines represent the phase boundaries given by numerical imaginary-time evolution of the GP equation.

(e4). At small N , the dominance of kinetic energy forms a significant barrier hindering phase separation. Conse-

quently, the system initially adopts a symmetric M phase [P_{11} with Fig. 5(e1)]. As N increases, interaction energy rises faster than kinetic energy, as a result of the higher order scaling of interaction energies with respect to N than kinetic energy. The energy loss associated with phase separation, driven by the interspecies interactions between two species, compensates for the gain in kinetic energy, favoring a AIM phase [P_{12} with Fig. 5(e2)]. As N continues to increase (while still remaining in the AIM phase), the Na atoms wrap further around the Rb core. The Rb core is pushed slightly off the trap center, but the trap is so tight such that large displacements are energetically unfavorable [P_{13} with Fig. 5(e3)]. Eventually, as the number of atoms grows sufficiently, the Na atoms completely encompass the Rb core by filling the available shell-like space. Thus, the mixture enters the SIM phase [P_{14} with Fig. 5(e4)].

The p -wave interspecies interaction has dual effects: Figs. 5(a1-c1) show that a_{12}^c increases to about 100 a.u. as p -wave interaction increases to $\beta_p = 0.8\beta_{12}^{bg}$. In this regime, the p -wave interaction enhances mixing of the two BECs. However, when β_p further increases to $3.6\beta_{12}^{bg}$ in Figs. 5(d1) and (d2), a_{12}^c decreases. In this regime, p -wave interaction enhances phase separation. This is similar to the phenomenon in Fig. 3 (c). Another consequence of p -wave interaction is that the SIM phase region gradually decreases as the β_p increases, as shown by the changes in the order parameter d in Figs. 5(a2) -(d2). Considering a certain position in the SIM phase near the AIM phase boundary in Fig. 5(b1), such as position P_{14} . Although the spherical shell configuration reduces the kinetic energy and s -wave intraspecies interaction by reducing the boundary curvature, it also increases the interface volume of the two-component BEC. Simultaneously, the additional p -wave interaction tends to the reduction of the interface volume, resulting in a rightward shift of the AIM phase boundary. As β_p increase the AIM phase expands until the SIM phase region is no longer visible in Figs. 5(c2)-(d2). In addition, the order parameters become discontinuous as β_p becomes sufficiently large in Figs. 5(d1) -(d2), the underlying mechanism has been explained in Sec. III B.

Figure 6 compares the ground-state phase diagram in the $(\beta_p/\beta_{12}^{bg})^{1/3} - N$ plane at different a_{12}^{bg} : $a_{12}^{bg} = 67$ a.u. and $a_{12}^{bg} = 100$ a.u. Significant differences emerge when using p -wave interactions to modulate the miscible-immiscible phase transition. In Figs. 6(a), where $a_{12}^{bg} < a_{12}^c$, the system exclusively exhibits M and SIM phases. The addition of p -wave interaction mainly facilitates the mixing of the two BECs, driving a transition from the SIM phase towards the M phase. As discussed above, the AIM phase exists only if a_{12}^{bg} is sufficiently large. Conversely, when $a_{12}^{bg} \geq a_{12}^c$, as observed in Figs. 6(b), all three phases exist. When $N \lesssim 10^4$, interspecies interaction ($\propto \beta_{12}$) is weaker than kinetic energy, the latter promotes mixing. The inclusion of p -wave interaction enhances mixing, driving the AIM phase at $\beta_p = 0$ to the M

phase. As N increases, the M-to-AIM phase boundary approximates a straight line, akin to the steep boundary observed when β_{12} surpasses the critical value β_{12}^c in Fig. 3. However, when $N > 10^4$, the p -wave interaction manifests dual effects: weak β_p promotes mixing and strong enough β_p triggers phase separation. With increasing β_p , the order parameter η first increases and then decreases, as clearly depicted in Fig. 6(b1). Upon reaching $N > 10^5$, the mixture enters the TFA regime ($\beta_{1(2)} \gg 1$). The ground state undergoes SSB around $\beta_p/\beta_{12}^{bg} \approx 1.0$, entering directly the AIM phase. Correspondingly, the order parameter d exhibits an abrupt change, increasing from 0 to $d \geq 3$ [71].

Finally, we note that while we have primarily focused on investigating the role of p -wave interaction to the miscible-immiscible phase transition, other factors such as particle number ratio and trap configuration may also slightly influence the phase boundary [23, 25, 70]. The detailed analysis of these is beyond the scope of this study.

V. CONCLUSIONS AND DISCUSSIONS

In summary, we have derived a mean-field equation incorporating p -wave interactions by employing a single-channel p -wave pseudopotential model. Our exploration of the ground-state phase diagram in a binary Bose-Einstein condensate (BEC) with both interspecies s -wave and p -wave interactions has revealed richer characteristics than those arising from s -wave interactions alone. Positive p -wave interactions exhibit a dual impact, either promoting the mixing or driving the separation of BEC components. This introduces a novel avenue for experimentally controlling the mixing behavior of BEC mixtures, suggesting potential directions for future studies. In practical ^{87}Rb - ^{23}Na BEC mixture experiments, achieving precise control over both s - and p -wave interactions is challenging. However, specific magnetic field positions present a favorable scenario where a particular s -wave Feshbach resonance (FR) and a specific p -wave FR are closely aligned in diverse binary mixtures [37, 40].

In the broader scope of diverse mixtures involving various atomic species, multiple factors such as the atom number ratio, mass imbalance, and disparities in trapping configurations among the constituents could potentially influence miscibility[25, 70], providing avenues for future investigation. Additionally, it's important to highlight that our focus has primarily centered on the ground-state properties of BEC mixtures. The dynamics, especially the evolution of phase separation, remain unexplored in our present research [28, 72–74]. Given that p -wave interactions involve gradient correlations between wave functions of the two components, investigating the phase separation dynamics prompted by p -wave interactions holds promise for future investigation.

ACKNOWLEDGMENTS

We would like to thank Prof. Li You for invaluable guidance and discussion.

-
- [1] H. Hu, J. Wang, and X.-J. Liu, Microscopic pairing theory of a binary Bose mixture with interspecies attractions: Bosonic BEC-BCS crossover and ultradilute low-dimensional quantum droplets, *Phys. Rev. A* **102**, 043301 (2020).
- [2] J. Catani, G. Barontini, G. Lamporesi, F. Rabatti, G. Thalhammer, F. Minardi, S. Stringari, and M. Inguscio, Entropy exchange in a mixture of ultracold atoms, *Phys. Rev. Lett.* **103**, 140401 (2009).
- [3] L. Parisi, G. E. Astrakharchik, and S. Giorgini, Liquid state of one-dimensional bose mixtures: A quantum monte carlo study, *Phys. Rev. Lett.* **122**, 105302 (2019).
- [4] P. M. A. Mestrom, V. E. Colussi, T. Secker, J.-L. Li, and S. J. J. M. F. Kokkelmans, Three-body universality in ultracold p -wave resonant mixtures, *Phys. Rev. A* **103**, L051303 (2021).
- [5] E. R. Elliott, D. C. Aveline, N. P. Bigelow, P. Boegel, S. Botsi, E. Charron, J. P. D’Incao, P. Engels, T. Estrampes, N. Gaaloul, *et al.*, Quantum gas mixtures and dual-species atom interferometry in space, *Nature* **623**, 502 (2023).
- [6] C. Sheng, J. Hou, X. He, K. Wang, R. Guo, J. Zhuang, B. Mamat, P. Xu, M. Liu, J. Wang, and M. Zhan, Defect-free arbitrary-geometry assembly of mixed-species atom arrays, *Phys. Rev. Lett.* **128**, 083202 (2022).
- [7] G. Modugno, M. Modugno, F. Riboli, G. Roati, and M. Inguscio, Two atomic species superfluid, *Phys. Rev. Lett.* **89**, 190404 (2002).
- [8] Z. Hadzibabic, C. A. Stan, K. Dieckmann, S. Gupta, M. W. Zwierlein, A. Görlitz, and W. Ketterle, Two-species mixture of quantum degenerate bose and fermi gases, *Phys. Rev. Lett.* **88**, 160401 (2002).
- [9] G. Thalhammer, G. Barontini, L. De Sarlo, J. Catani, F. Minardi, and M. Inguscio, Double species bose-einstein condensate with tunable interspecies interactions, *Phys. Rev. Lett.* **100**, 210402 (2008).
- [10] C. D’Errico, A. Burchianti, M. Prevedelli, L. Salasnich, F. Ancilotto, M. Modugno, F. Minardi, and C. Fort, Observation of quantum droplets in a heteronuclear bosonic mixture, *Phys. Rev. Res.* **1**, 033155 (2019).
- [11] T. Sowiński and M. Ángel García-March, One-dimensional mixtures of several ultracold atoms: a review, *Rep. Prog. Phys.* **82**, 104401 (2019).
- [12] H. Pu and N. P. Bigelow, Properties of two-species bose condensates, *Phys. Rev. Lett.* **80**, 1130 (1998).
- [13] Z. Li, J.-S. Pan, and W. V. Liu, Spontaneous formation of polar superfluid droplets in a p -wave interacting bose gas, *Phys. Rev. A* **100**, 053620 (2019).
- [14] T. Lahaye, J. Metz, B. Froehlich, T. Koch, M. Meister, A. Griesmaier, T. Pfau, H. Saito, Y. Kawaguchi, and M. Ueda, d -wave collapse and explosion of a dipolar bose-einstein condensate, *Phys. Rev. Lett.* **101**, 080401 (2008).
- [15] R. Ravisankar, T. Sriraman, R. K. Kumar, P. Muruganandam, and P. K. Mishra, Influence of rashba spin-orbit and rabi couplings on the spin-mixing and ground state phases of binary bose-einstein condensates, *J. Phys. B: At. Mol. Opt. Phys.* **54**, 225301 (2021).
- [16] A. Wolf, P. Boegel, M. Meister, A. Balaž, N. Gaaloul, and M. A. Efremov, Shell-shaped bose-einstein condensates based on dual-species mixtures, *Phys. Rev. A* **106**, 013309 (2022).
- [17] Z. Guo, F. Jia, L. Li, Y. Ma, J. M. Hutson, X. Cui, and D. Wang, Lee-huang-yang effects in the ultracold mixture of ^{23}Na and ^{87}Rb with attractive interspecies interactions, *Phys. Rev. Res.* **3**, 033247 (2021).
- [18] E. Timmermans, Phase separation of bose-einstein condensates, *Phys. Rev. Lett.* **81**, 5718 (1998).
- [19] J. Stenger, S. Inouye, D. Stamper-Kurn, H.-J. Miesner, A. Chikkatur, and W. Ketterle, Spin domains in ground-state Bose-Einstein condensates, *Nature* **396**, 345 (1998).
- [20] B. D. Esry and C. H. Greene, Spontaneous spatial symmetry breaking in two-component Bose-Einstein condensates, *Phys. Rev. A* **59**, 1457 (1999).
- [21] J. G. Kim and E. K. Lee, Characteristic features of symmetry breaking in two-component bose-einstein condensates, *Phys. Rev. E* **65**, 066201 (2002).
- [22] S. Tojo, Y. Taguchi, Y. Masuyama, T. Hayashi, H. Saito, and T. Hirano, Controlling phase separation of binary bose-einstein condensates via mixed-spin-channel feshbach resonance, *Phys. Rev. A* **82**, 033609 (2010).
- [23] L. Wen, W. M. Liu, Y. Cai, J. M. Zhang, and J. Hu, Controlling phase separation of a two-component bose-einstein condensate by confinement, *Phys. Rev. A* **85**, 043602 (2012).
- [24] M. Pyzh and P. Schmelcher, Phase separation of a bose-bose mixture: impact of the trap and particle number imbalance, *Phys. Rev. A* **102**, 023305 (2020).
- [25] L. Wen, H. Guo, Y.-J. Wang, A.-Y. Hu, H. Saito, C.-Q. Dai, and X.-F. Zhang, Effects of atom numbers on the miscibility-immiscibility transition of a binary bose-einstein condensate, *Phys. Rev. A* **101**, 033610 (2020).
- [26] A.-C. Lee, D. Baillie, P. B. Blakie, and R. N. Bisset, Miscibility and stability of dipolar bosonic mixtures, *Phys. Rev. A* **103**, 063301 (2021).
- [27] C. J. Myatt, E. A. Burt, R. W. Ghrist, E. A. Cornell, and C. E. Wieman, Production of two overlapping bose-einstein condensates by sympathetic cooling, *Phys. Rev. Lett.* **78**, 586 (1997).
- [28] D. S. Hall, M. R. Matthews, J. R. Ensher, C. E. Wieman, and E. A. Cornell, Dynamics of component separation in a binary mixture of bose-einstein condensates, *Phys. Rev. Lett.* **81**, 1539 (1998).
- [29] B. D. Esry, C. H. Greene, J. P. Burke, Jr., and J. L. Bohn, Hartree-fock theory for double condensates, *Phys. Rev. Lett.* **78**, 3594 (1997).
- [30] C. Chin, R. Grimm, P. Julienne, and E. Tiesinga, Feshbach resonances in ultracold gases, *Rev. Mod. Phys.* **82**, 1225 (2010).

- [31] H. Wu and J. E. Thomas, Optical control of feshbach resonances in fermi gases using molecular dark states, *Phys. Rev. Lett.* **108**, 010401 (2012).
- [32] J. P. Gaebler, J. T. Stewart, J. L. Bohn, and D. S. Jin, p -wave feshbach molecules, *Phys. Rev. Lett.* **98**, 200403 (2007).
- [33] X.-C. Yao, R. Qi, X.-P. Liu, X.-Q. Wang, Y.-X. Wang, Y.-P. Wu, H.-Z. Chen, P. Zhang, H. Zhai, Y.-A. Chen, and J.-W. Pan, Degenerate bose gases near a d -wave shape resonance, *Nature Physics* **15**, 570 (2019).
- [34] A. Viel and A. Simoni, Feshbach resonances and weakly bound molecular states of boson-boson and boson-fermion NaK pairs, *Phys. Rev. A* **93**, 042701 (2016).
- [35] J. Rui, H. Yang, L. Liu, D.-C. Zhang, Y.-X. Liu, J. Nan, Y.-A. Chen, B. Zhao, and J.-W. Pan, Controlled state-to-state atom-exchange reaction in an ultracold atom-dimer mixture, *Nature Physics* **13**, 699 (2017).
- [36] X.-Y. Wang, M. D. Frye, Z. Su, J. Cao, L. Liu, D.-C. Zhang, H. Yang, J. M. Hutson, B. Zhao, C.-L. Bai, and J.-W. Pan, Magnetic feshbach resonances in collisions of $^{23}\text{Na}^{40}\text{K}$ with ^{40}K , *New J. Phys.* **23**, 115010 (2021).
- [37] Y. Cui, M. Deng, L. You, B. Gao, and M. K. Tey, Broad feshbach resonances in ultracold alkali-metal systems, *Phys. Rev. A* **98**, 042708 (2018).
- [38] F. Wang, X. Li, D. Xiong, and D. Wang, A double species ^{23}Na and ^{87}Rb bose-einstein condensate with tunable miscibility via an interspecies feshbach resonance, *J. Phys. B: At. Mol. Opt. Phys.* **49**, 015302 (2015).
- [39] Z. Guo, F. Jia, B. Zhu, L. Li, J. M. Hutson, and D. Wang, Improved characterization of feshbach resonances and interaction potentials between ^{23}Na and ^{87}Rb atoms, *Phys. Rev. A* **105**, 023313 (2022).
- [40] S. Dong, Y. Cui, C. Shen, Y. Wu, M. K. Tey, L. You, and B. Gao, Observation of broad p -wave feshbach resonances in ultracold ^{85}Rb – ^{87}Rb mixtures, *Phys. Rev. A* **94**, 062702 (2016).
- [41] Y. Cui, C. Shen, M. Deng, S. Dong, C. Chen, R. Lü, B. Gao, M. K. Tey, and L. You, Observation of broad d -wave feshbach resonances with a triplet structure, *Phys. Rev. Lett.* **119**, 203402 (2017).
- [42] X.-P. Liu, X.-C. Yao, R. Qi, X.-Q. Wang, Y.-X. Wang, Y.-A. Chen, and J.-W. Pan, Feshbach spectroscopy of an ultracold ^{41}K – ^6Li mixture and ^{41}K atoms, *Phys. Rev. A* **98**, 022704 (2018).
- [43] C. A. Regal, M. Greiner, and D. S. Jin, Observation of resonance condensation of fermionic atom pairs, *Phys. Rev. Lett.* **92**, 040403 (2004).
- [44] E. Wille, F. M. Spiegelhalder, G. Kerner, D. Naik, A. Trenkwalder, G. Hendl, F. Schreck, R. Grimm, T. G. Tiecke, J. T. M. Walraven, S. J. J. M. F. Kokkelmans, E. Tiesinga, and P. S. Julienne, Exploring an Ultracold Fermi-Fermi Mixture: Interspecies Feshbach Resonances and Scattering Properties of ^6Li and ^{40}K , *Phys. Rev. Lett.* **100**, 053201 (2008).
- [45] T. G. Tiecke, M. R. Goosen, A. Ludewig, S. D. Gensemer, S. Kraft, S. J. J. M. F. Kokkelmans, and J. T. M. Walraven, Broad feshbach resonance in the ^6Li – ^{40}K mixture, *Phys. Rev. Lett.* **104**, 053202 (2010).
- [46] M.-J. Zhu, H. Yang, L. Liu, D.-C. Zhang, Y.-X. Liu, J. Nan, J. Rui, B. Zhao, J.-W. Pan, and E. Tiemann, Feshbach loss spectroscopy in an ultracold ^{23}Na – ^{40}K mixture, *Phys. Rev. A* **96**, 062705 (2017).
- [47] J. P. D’Incao and B. D. Esry, Ultracold three-body collisions near overlapping feshbach resonances, *Phys. Rev. Lett.* **103**, 083202 (2009).
- [48] J. Rui, H. Yang, L. Liu, D.-C. Zhang, Y.-X. Liu, J. Nan, Y.-A. Chen, B. Zhao, and J.-W. Pan, Controlled state-to-state atom-exchange reaction in an ultracold atom-dimer mixture, *Nature Physics* **13**, 699 (2017).
- [49] S. Knoop, F. Ferlaino, M. Berninger, M. Mark, H.-C. Nägerl, R. Grimm, J. P. D’Incao, and B. D. Esry, Magnetically controlled exchange process in an ultracold atom-dimer mixture, *Phys. Rev. Lett.* **104**, 053201 (2010).
- [50] F. Wang, D. Xiong, X. Li, D. Wang, and E. Tiemann, Observation of Feshbach resonances between ultracold Na and Rb atoms, *Phys. Rev. A* **87**, 050702 (2013).
- [51] T. Volz, S. Dürr, S. Ernst, A. Marte, and G. Rempe, Characterization of elastic scattering near a feshbach resonance in ^{87}Rb , *Phys. Rev. A* **68**, 010702 (2003).
- [52] S. Knoop, T. Schuster, R. Scelle, A. Trautmann, J. Appmeier, M. K. Oberthaler, E. Tiesinga, and E. Tiemann, Feshbach spectroscopy and analysis of the interaction potentials of ultracold sodium, *Phys. Rev. A* **83**, 042704 (2011).
- [53] K. Huang and C. N. Yang, Quantum-mechanical many-body problem with hard-sphere interaction, *Phys. Rev.* **105**, 767 (1957).
- [54] K. Huang, *Statistical mechanics*, 2nd edition, Statistical Mechanics (1987).
- [55] Z. Idziaszek and T. Calarco, Pseudopotential method for higher partial wave scattering, *Phys. Rev. Lett.* **96**, 013201 (2006).
- [56] Z. Idziaszek, Analytical solutions for two atoms in a harmonic trap: p -wave interactions, *Phys. Rev. A* **79**, 062701 (2009).
- [57] B. E. Granger and D. Blume, Tuning the interactions of spin-polarized fermions using quasi-one-dimensional confinement, *Phys. Rev. Lett.* **92**, 133202 (2004).
- [58] M. Olshanii, Atomic scattering in the presence of an external confinement and a gas of impenetrable bosons, *Phys. Rev. Lett.* **81**, 938 (1998).
- [59] I. Reichenbach, A. Silberfarb, R. Stock, and I. H. Deutsch, Quasi-hermitian pseudopotential for higher partial wave scattering, *Phys. Rev. A* **74**, 042724 (2006).
- [60] L. Radzihovsky and S. Choi, p -wave resonant bose gas: A finite-momentum spinor superfluid, *Phys. Rev. Lett.* **103**, 095302 (2009).
- [61] F. Dalfovo and S. Stringari, Bosons in anisotropic traps: Ground state and vortices, *Phys. Rev. A* **53**, 2477 (1996).
- [62] K. L. Lee, N. B. Jørgensen, I.-K. Liu, L. Wacker, J. J. Arlt, and N. P. Proukakis, Phase separation and dynamics of two-component bose-einstein condensates, *Phys. Rev. A* **94**, 013602 (2016).
- [63] E. Fava, T. Bienaimé, C. Mordini, G. Colzi, C. Qu, S. Stringari, G. Lamporesi, and G. Ferrari, Observation of spin superfluidity in a bose gas mixture, *Phys. Rev. Lett.* **120**, 170401 (2018).
- [64] V. M. Pérez-García, H. Michinel, J. I. Cirac, M. Lewenstein, and P. Zoller, Low energy excitations of a bose-einstein condensate: A time-dependent variational analysis, *Phys. Rev. Lett.* **77**, 5320 (1996).
- [65] V. M. Perez-Garcia, H. Michinel, J. Cirac, M. Lewenstein, and P. Zoller, Dynamics of bose-einstein condensates: Variational solutions of the gross-pitaevskii equations, *Phys. Rev. A* **56**, 1424 (1997).
- [66] T. Busch, J. Cirac, V. Pérez-García, and P. Zoller, Stability and collective excitations of a two-component bose-

- einstein condensed gas: A moment approach, *Phys. Rev. A* **56**, 2978 (1997).
- [67] L. D. Landau and E. M. Lifshitz, *Statistical Physics: Volume 5*, Vol. 5 (Elsevier, 2013).
- [68] R. N. Bisset, P. Kevrekidis, and C. Ticknor, Enhanced quantum spin fluctuations in a binary bose-einstein condensate, *Phys. Rev. A* **97**, 023602 (2018).
- [69] D. J. McCarron, H. W. Cho, D. L. Jenkin, M. P. Köppinger, and S. L. Cornish, Dual-species bose-einstein condensate of ^{87}Rb and ^{133}Cs , *Phys. Rev. A* **84**, 011603 (2011).
- [70] E. M. Gutierrez, G. A. de Oliveira, K. M. Farias, V. S. Bagnato, and P. C. M. Castilho, Miscibility regimes in a ^{23}Na - ^{39}K quantum mixture, *Appl. Sci.* **11**, 9099 (2021).
- [71] M. Trippenbach, K. Góral, K. Rzazewski, B. Malomed, and Y. Band, Structure of binary bose-einstein condensates, *J. Phys. B: At. Mol. Opt. Phys.* **33**, 4017 (2000).
- [72] K. M. Mertes, J. W. Merrill, R. Carretero-González, D. J. Frantzeskakis, P. G. Kevrekidis, and D. S. Hall, Nonequilibrium dynamics and superfluid ring excitations in binary bose-einstein condensates, *Phys. Rev. Lett.* **99**, 190402 (2007).
- [73] A. Wirthwein, S. Haas, and S.-w. Chiow, Collision Dynamics of Bose-Einstein Condensates, arXiv preprint arXiv:2203.11104 (2022).
- [74] L. Cavicchioli, C. Fort, M. Modugno, F. Minardi, and A. Burchianti, Dipole dynamics of an interacting bosonic mixture, *Phys. Rev. Res.* **4**, 043068 (2022).