

Measuring the Quality of Answers in Political Q&As with Large Language Models

R. Michael Alvarez and Jacob Morrier*

Division of the Humanities and Social Sciences
California Institute of Technology

August 2024

Abstract

This paper introduces a new approach for measuring the quality of answers in political question-and-answer sessions. We propose to measure answer quality based on the degree to which it allows to infer the initial question accurately. This measure of answer quality reflects how well the answer engages with and addresses the initial question. Drawing an analogy with semantic search, we demonstrate that this measurement approach can be implemented by fine-tuning a large language model on the corpus of observed questions and answers without additional labeled data. We showcase our approach within the context of the Question Period in the Canadian House of Commons, providing valuable insights into the correlates of answer quality. Our findings reveal significant variations in answer quality based on the party affiliation of the members of Parliament asking the question. Additionally, we find a meaningful correlation between answer quality and the topic raised in the question.

Keywords: Answer Quality; Canadian Politics; Large Language Models; Natural Language Processing; Political Q&As; Question Period; Semantic Search.

*Corresponding author. Email address: jmorrier@caltech.edu.

1 Introduction

Bull (1994, p. 115) asserts that “in any democratic system, questions play an important role in political communication.” This viewpoint is supported by the widespread use of the question-and-answer format in political debates and discussions, during which politicians respond to questions from citizens, journalists, and political rivals. Prominent examples include congressional hearings, election debates, press conferences, and town hall meetings. Exchanges of questions and answers also occur in formal institutions, such as parliamentary assemblies, in which it is common practice for members to question government ministers periodically. This procedure is crucial for enabling legislators to carry out their oversight responsibilities over the executive branch.

Given that the overt objective of question-and-answer (Q&A) sessions is to elicit relevant and insightful answers, although it is not necessarily the only one pursued by the actors involved, it is only natural to seek to assess the quality of replies. The latter has important implications for the efficacy of the political institutions, formal and informal, espousing the question-and-answer format.

While assessing the quality of replies in political Q&A sessions may seem natural, it actually presents significant challenges. A major challenge is operationalizing the concept of answer quality, which is particularly difficult due to its complex and multifaceted nature. As an illustration, Bull and Mayer (1993) identified 30 different ways of not replying to a question in political interviews. Furthermore, manually annotating large datasets containing thousands or even millions of interactions is prohibitively costly, time-consuming, and prone to errors.

Given these challenges, we propose a novel criterion for appraising the quality of answers in political Q&A sessions. We suggest measuring an answer’s quality based on the extent to which its text allows us to identify or infer accurately the initial question. This operationalization of answer quality reflects their relevance to and engagement with initial questions. A key advantage of our proposed approach is that it can be computationally operationalized by fine-tuning a language model on the observed corpus of questions and answers without additional labeled data. This stems from the close parallel between our operationalization of answer quality and semantic search, a core task in information retrieval and natural language processing (Bast, Buchhold, and Haussmann 2016). In short, semantic search consists of interpreting the meaning of a query and identifying the value in a database most relevant to it. Consequently, we can use state-of-the-art semantic search techniques to implement our criterion.

We showcase our methodology in the context of the Question Period in the Canadian House of Commons. The House of Commons is the Parliament of Canada's lower chamber, where the Prime Minister and other federal Cabinet ministers sit. The Question Period is a significant moment in Canadian parliamentary life. It takes place for 45 minutes each day the House is in session and attracts important attention from both the media and the public. This procedure allows members of Parliament, particularly those from opposition parties, to seek information from the government. It is one of the rare moments in Parliament during which the opposition, rather than the government, controls the topics discussed. In this article, we discuss how our operationalization of the quality of answers aligns with the formal and informal functions fulfilled by the Question Period.

We analyze the exchanges that transpired during the Question Period over more than 15 years, from 2006 to 2021. This amounts to 58,343 exchanges, each comprising a question and an answer. After measuring answer quality, we explore its correlates. Substantively, our focus is directed at two questions. First, we investigate the relationship between answer quality and the balance of power in the House of Commons. Second, we consider whether answer quality varies based on the topic of the initial question.

We find that answer quality is correlated with the party affiliation of the member of Parliament asking the question, with questions from members of third parties (as opposed to the official opposition) and those of parties closer ideologically to the government prompting, on average, more relevant answers. Regarding the government's willingness to answer questions based on their topic, we find notable similarities between the Conservative and Liberal parties, although differences still exist. For instance, questions about allegedly broken promises, budget deficits, corruption allegations, expense scandals, foreign investments, government advertising, jobs and unemployment, lobbying activities, natural security, political fundraising, supposed conflicts of interest, and taxes tend to receive, on average, less relevant answers. In contrast, questions about issues over which parties are perceived to have a better reputation tend to receive more germane answers.

This paper is organized as follows. As a preamble, we discuss how our research relates to and contributes to the previous academic literature. Next, we describe the origins and functions of the Question Period. In light of this description, we formally operationalize answer quality. We explain the data and methodology used to implement this proposed operationalization. After defining our approach to measuring answer quality, we formulate conjectures about its relationship with relevant variables, which we empirically investigate. We conclude by discussing the applicability of our measurement approach to other contexts, both within and beyond the realm of political science.

2 Related Literature

This paper is related to two bodies of academic literature, one substantive and one methodological.

Substantively, this paper contributes to the literature studying parliamentary proceedings, in general, and parliamentary questions, in particular. This literature is founded on the premise that parliamentary questions are a central mechanism through which lawmakers enforce and uphold government accountability (Martin 2011). Parliamentary questions are the primary conduit through which the executive and legislative branches of government interact. Furthermore, question times typically garner more attention from the media and public than any other parliamentary proceedings. Accordingly, parliamentary questions represent a preeminent topic of interest for scholarly research in political science.

Among recent work on parliamentary questions, our paper is most closely related to research investigating how well ministers reply to questions and the extent to which they employ avoidance strategies in doing so (Rasiah 2010; Bull and Strawson 2019; Kukec 2022). These efforts are intricately connected to a larger body of literature on evasion in political communication, particularly in political interviews (Bull and Mayer 1993; Bull 1994, 1998, 2000, 2004; Waddle and Bull 2020). Unlike previous studies, which typically relied on human annotation, ours employs novel computational tools to address these research questions. Also, our paper expands the previously cited work to the Canadian context.¹

Relatedly, Maricut-Akbik (2021) put forward a framework for evaluating the effectiveness of parliamentary questions based on principal-agent theory, the public administration literature on accountability, and communication research. This framework posits that the efficacy of parliamentary questions hinges critically on the relevance of the answers. Thus, it implies that questions must be analyzed in relation to their answers and vice-versa. By proposing a computational approach to achieve this, our work aligns closely with Maricut-Akbik’s framework and enhances its applicability to empirical research.

Methodologically, this paper belongs to the literature importing tools from computational text analysis and natural language processing into political science. Specifically, this paper is the first to use semantic search to answer substantive questions in political science. Our semantic search model is built on sentence embeddings derived from a variant of Bidirectional Encoder Representations from Transformers (BERT)

1. No work has previously considered the quality of answers during the Question Period in the Canadian House of Commons. Although Alvarez and Morrier (2024) do not directly contemplate the relevance of answers relative to questions, they study the responsiveness of parties, including the party in government, to the public salience of climate change in the Question Period. Among other things, they reveal that the attention paid by the government to climate change is significantly correlated with the attention opposition parties pay to that issue, suggesting that the government’s answers are, to a significant extent, relevant to the opposition’s questions.

called “Sentence-BERT” (Reimers and Gurevych 2019). BERT and its numerous variants have not been fully embraced in political science, with only a few studies incorporating their use (Hu et al. 2022; Wankmüller 2022; Bestvater and Monroe 2023; Üveges and Ring 2023; Wang 2023; Widmann and Wich 2023; Laurer et al. 2024). Embeddings from Sentence-BERT are distinct from token or word embeddings, like word2vec and GloVe. Word embeddings have already proven valuable in answering central questions in political science. However, standard word embeddings only offer context-independent language representations, meaning that they do not reflect the meaning of a token within the specific context in which it is used. Given the ubiquity of polysemy and complex semantics, context-independent representations present significant limitations. This justifies the development of word representations that account for the context in which words are employed. Accordingly, Sentence-BERT embeddings reflect the meaning of individual tokens in the context in which they were used and, based on it, yield a representation of a sentence’s overall connotation. These embeddings have demonstrated a superior performance for semantic search.

Finally, this paper contributes more generally to the literature on conversational analysis in natural language processing. We put forth a novel approach for assessing the relevance of statements in a conversation in relation to the preceding statements. This is particularly, although not exclusively, relevant to debates and discussions embracing a question-and-answer format. The potential applications of this approach extend well beyond political science.

3 Institutional Context

The Question Period occurs every day the House of Commons meets (Bosc and Gagnon 2017, ch. 11). It is the most prominent portion of daily parliamentary proceedings. This 45-minute segment is fast-paced, with each question and answer being limited to 35 seconds. It begins with the Speaker of the House granting the Leader of the Opposition or their deputy the opportunity to ask questions, usually directed at the Prime Minister. Subsequent questions are raised according to a predetermined rotation based on the parties’ representation in the House. While backbench members of the government and independent members of Parliament are also occasionally granted the opportunity to ask questions, they are called on less frequently than members of officially recognized opposition parties. The party caucuses and their whips are responsible for managing the participation of their members in the Question Period. They determine which members will participate and provide the Speaker’s office with a suggested recognition order. The government has

the discretion to choose which of its members will reply to a question. According to the Cabinet's collective responsibility, any minister may answer a question directed at one of them. Parliamentary secretaries can also answer questions on behalf of the government.

The Question Period serves two purposes: it functions as both an accountability and monitoring mechanism and as a public relations tool. The formal purpose of the Question Period is to allow members of Parliament to seek information from the government. Its origin stems from the principle of responsible government, a constitutional convention stipulating that the government is accountable to the House of Commons and, as such, must command the confidence of a majority of its members to remain in office. Concretely, this means that some motions on which the House is periodically called to vote must be adopted; else, the government must either resign or seek the dissolution of Parliament. These "motions of confidence" include the budget, motions introduced by opposition parties explicitly declaring that the House has lost confidence in the government, or motions, including legislation, proclaimed by the government to engage the House's confidence in the government. In addition to these votes, responsible government manifests through regular opportunities enshrined into parliamentary proceedings, allowing members of Parliament to seek information from the government, discuss and debate its decisions, preemptively seek redress for perceived errors, and, if dissatisfied, announce their intent to take appropriate action. These are vital for enabling members of Parliament to fulfill their oversight responsibilities over the government and effectively hold it accountable. The Question Period is one, and arguably the most prominent, of these mechanisms.

The role of the Parliament in government oversight is especially central when a minority government is in office, as it must actively seek the explicit or implicit support of opposition parties to remain in power. In this context, opposition parties can use their support on motions of confidence as leverage to influence policies. Nonetheless, even when the government has a majority of seats in the House of Commons, such that it does not rely on opposition parties to remain in office, the Question Period may still allow opposition parties to steer the government's actions in its preferred direction. Indeed, considerable energy and resources are expended at the highest ranks of the government—in Minister's offices and among top civil servants, for instance—to prepare Cabinet ministers for the Question Period by gathering the relevant facts and ensuring that ministers can provide an answer that will content the House, the media, and the public. Ministers bear the responsibility for many policy areas. Due to the scarcity of time and attention, neither they nor their team can devote equal or sufficient attention to every issue within their purview. Thus, through the agenda-setting power conferred to them in the Question Period, opposition parties can shape how these scarce resources are

allocated to policy areas. This influence is reinforced by the eminently public nature of the Question Period.

Beyond its role in upholding government accountability, the Question Period is regarded by the actors involved as a public relations tool, that is, an opportunity to generate good publicity for themselves, bad publicity for their opponents, and, ultimately, to strengthen their electoral support and advance their quest for power. This is driven by the public nature of the Question Period and the close attention it receives from both the media and the public. Concretely, in addition to seeking the information necessary to fulfill their oversight responsibilities, the Question Period provides opposition parties a platform for challenging, criticizing, or embarrassing the government and presenting an alternative course of action. Analogously, it enables the government to defend and promote its record while challenging and disputing the alternative proposed by the opposition.

The conception of the Question Period as a public relations exercise is not entirely detached from or incompatible with its role as an accountability and monitoring mechanism. The reason is that the fear of public embarrassment can be instrumental in inducing collaboration and insightful answers from the government. This is especially important when a majority government is in office, as it does not inherently fear being ousted by opposition parties. The public nature of the Question Period can also interfere with its function as an accountability and monitoring mechanism. For instance, rather than inducing collaboration, the fear of public embarrassment may lead the government to avoid candidly answering a question and instead resort to obfuscation and prevarication.² Also, opposition parties may deliberately ask questions designed to degrade or humiliate the government or to which they know the government will be reluctant to provide a forthcoming answer. Conversely, government backbenchers often frame their questions to cast the government in a favorable light, such as by giving ministers a chance to highlight their achievements, rather than to obtain meaningful information. This can ultimately inhibit the apparent efficacy of the Question Period as an accountability and monitoring mechanism.

In sum, the Question Period functions both as an accountability and monitoring mechanism and as a public relations tool. These roles interact in complex ways. Neither should be overlooked when analyzing the Question Period. Indeed, the actions of political actors during it are inherently shaped by their quest for power. Nevertheless, they also pursue a distinct objective that cannot be accomplished through a series of

2. The fear of public embarrassment is not the only conceivable reason for the government not to provide transparent answers to questions. For instance, the government may hold onto pertinent information from opposition parties if it is liable to weaken their support. Still, the viability of this tactic remains uncertain, as it is likely to arouse suspicions among the opposition parties and prove ineffective against sophisticated actors.

loosely related speeches: to obtain immediate and relevant answers.

4 Operationalization of Answer Quality

Since its formal purpose is to provide members of Parliament an opportunity to seek information from the government, a natural way of assessing the efficacy of the Question Period is through the quality of the answers offered to the questions asked. In this context, a greater willingness by government ministers to provide high-quality answers reflects a greater efficacy of the Question Period.

Before measuring answer quality, we must translate this abstract, complex, and multifaceted concept into objective and observable criteria. This is a highly delicate task. Indeed, no formal rules govern the form and content of replies during the Question Period that could provide a basis for these criteria. More fundamentally, due to its inherently adversarial and combative nature, the Question Period legitimately is the theater of extensive debates. Therefore, an answer disputing the premises of a question is not inherently inferior, especially given that some questions are tendentious to begin. Analogously, applying a rhetorical lens to a question does not automatically result in a flawed reply. Evaluating the factual accuracy of an answer is challenging and ultimately impractical, given the breadth and complexity of the issues being discussed. Also, a factually accurate answer can still be irrelevant to the initial question. Finally, when a Cabinet minister lacks familiarity with the facts relevant to a question, they should admit it, justify their inability to provide an immediate response and defer an answer rather than risk misleading the House. Consequently, what might be considered a “non-reply” at first sight can be appropriate in many circumstances.

Given the complexities inherent in operationalizing answer quality, we propose doing so through the extent to which the answer engages with and is relevant to the initial question. Accordingly, we propose to measure answer quality in light of the following criterion: a high-quality answer allows the initial question to be identified or inferred accurately. Conversely, a low-quality answer exhibits little to no semantic relationship with the question, such that it could have been the answer to a different question or, in the worst case, any question.

This criterion surmounts many of the challenges associated with operationalizing answer quality. For instance, it allows for debate and rhetorical reframing by the government as long as it does not obscure the essence of the discussion. This criterion captures intentional attempts by the government to divert attention away from delicate or embarrassing topics, as these efforts, to be effective, must bear no semantic relation to

the initial question. Finally, this criterion does not hinge on the answers' factual accuracy.

Admittedly, this criterion reflects a single of the many observable aspects through which answer quality manifests. Accordingly, it imposes a relatively minor constraint on answers. Many unsatisfactory replies are likely to satisfy this criterion. For example, a response that merely restates the question without providing new information can still fulfill it. However, if an answer fails to meet this standard, its quality must be distinctly low. Exchanges in which the semantic connection between questions and answers is so weak can be described as a “dialogue of the deaf.” In other words, this criterion represents a necessary but insufficient condition for a high-quality answer. Consequently, it may inflate answer quality in some circumstances.

As discussed above, prompting and providing relevant answers to questions is just one of the many goals pursued by political actors during the Question Period. Another key objective is to generate positive publicity for themselves and negative publicity for their opponents, sometimes by causing embarrassment. The apparent quality of answers may suffer as actors prioritize these other objectives, with the quality of answers reflecting the incentives of both the government and opposition parties.

5 Data and Methodology

We analyze all Question Periods from the 39th to the 43rd legislature. This amounts to 58,343 exchanges, each comprising a question and an answer. Our period of interest spans over fifteen years, from the January 23, 2006, election to the September 20, 2021, election. We focus our analysis on questions from members of the Bloc Québécois (BQ, regionalism), the Conservative Party (CPC, right-wing), the Liberal Party (LPC, center), and the New Democratic Party (NDP, left-wing). These are the only parties that have held official party status during our period of interest.³ Our data set is derived from the official English transcripts published online by the Clerk of the House of Commons, which comprise professionally translated versions of the interventions delivered in French.⁴

We measure the quality of answers in our corpus based on the criterion defined above. We implement this criterion using state-of-the-art machine learning methods. Specifically, we train an artificial neural network

3. To be officially recognized, a party must have at least twelve members of Parliament.

4. The raw transcripts do not link questions to their answers, and vice-versa. To resolve this problem, we categorized all interventions from Cabinet ministers and parliamentary secretaries as answers. We then matched each answer with the immediately preceding intervention by a member of Parliament who is neither a Cabinet minister nor a parliamentary secretary. We filtered out the resulting exchanges containing a question or answer with a length below the 2.5th percentile or above the 97.5th percentile. We did so to eliminate interventions with unintelligible text or likely not to have been spoken during the Question Period but were inadvertently included in our data set. These interventions are likely to be associated with low values of answer quality.

to identify which questions and answers are associated with each other as accurately as possible based on their respective texts. This algorithm is trained on the corpus of observed questions and answers without additional labeled data. It falls within the general class of semantic search models, which interpret a query's meaning and seek to return the value within a database most relevant to it.

The architecture of the artificial neural network we train is as follows: (i) the network takes as inputs an adjacency pair, that is, a question and an answer, (ii) it processes them separately through two identical Sentence-BERT encoders that convert them into numerical vectors, and (iii) it computes the distance between these vectors.⁵ This architecture is illustrated in Figure 1. We use a self-supervised contrastive learning objective: given a question, the model should identify as accurately as possible which answer from the training set (or a random subset thereof) was given in response to it, in the sense that the distance between the question and the possible answers is the lowest for the correct one.

We quantify the quality of an answer relative to the question using the cosine similarity between their learned representations, hereafter called their embeddings. Figure 2 depicts the distribution of the cosine similarity of all adjacency pairs in the inference set.⁶ This distribution is approximately Gaussian, with a notable negative skew. This skewness suggests that, although obfuscation is not ubiquitous in the Question Period, it is nonetheless a prominent phenomenon. Indeed, a larger share of answers have a relatively low level of germaneness to initial questions, meaning that their relevance is further from the center of the distribution, compared to the share of answers with an equally high degree of pertinence. The answers with the lowest degree of relevance are orthogonal to the initial question.

Figure 3 shows that the cosine similarity between questions and answers reflects the probability that the embeddings of a given pair of questions and answers are found closest to one another. Indeed, for an adjacency pair with a higher cosine similarity, it is more likely that: (i) the observed answer is closest to the question among all answers, and (ii) the observed question is closest to the answer among all questions. More generally, for a higher cosine similarity between questions and answers, there are, on average: (i) fewer answers closer to the question than the answer that followed it, and (ii) fewer questions closer to the answer than the question that preceded it. The Online Supporting Material contains additional figures showing that the accuracy of this measure is consistent across legislatures and the parties of the members of Parliament asking questions.⁷

5. A detailed description of the network architecture can be found in the Online Supplementary Material.

6. A table listing the distribution's descriptive statistics is contained in the Online Supporting Material.

7. This rules out the possibility that the correlation between the quality of answers and variables of interest is the artifact of the

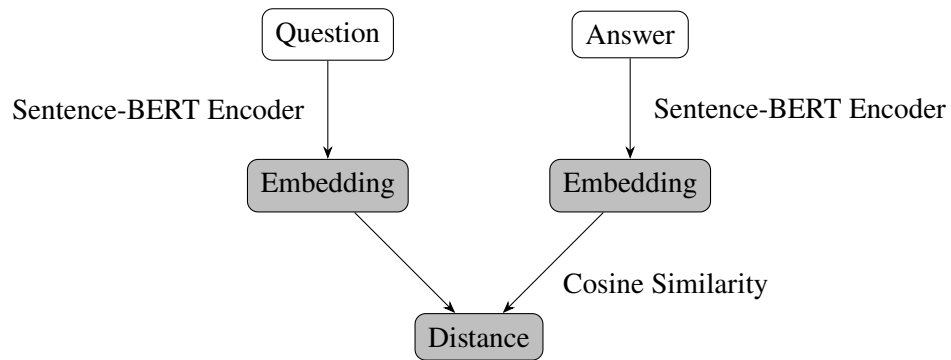


Figure 1: Architecture of Biencoders

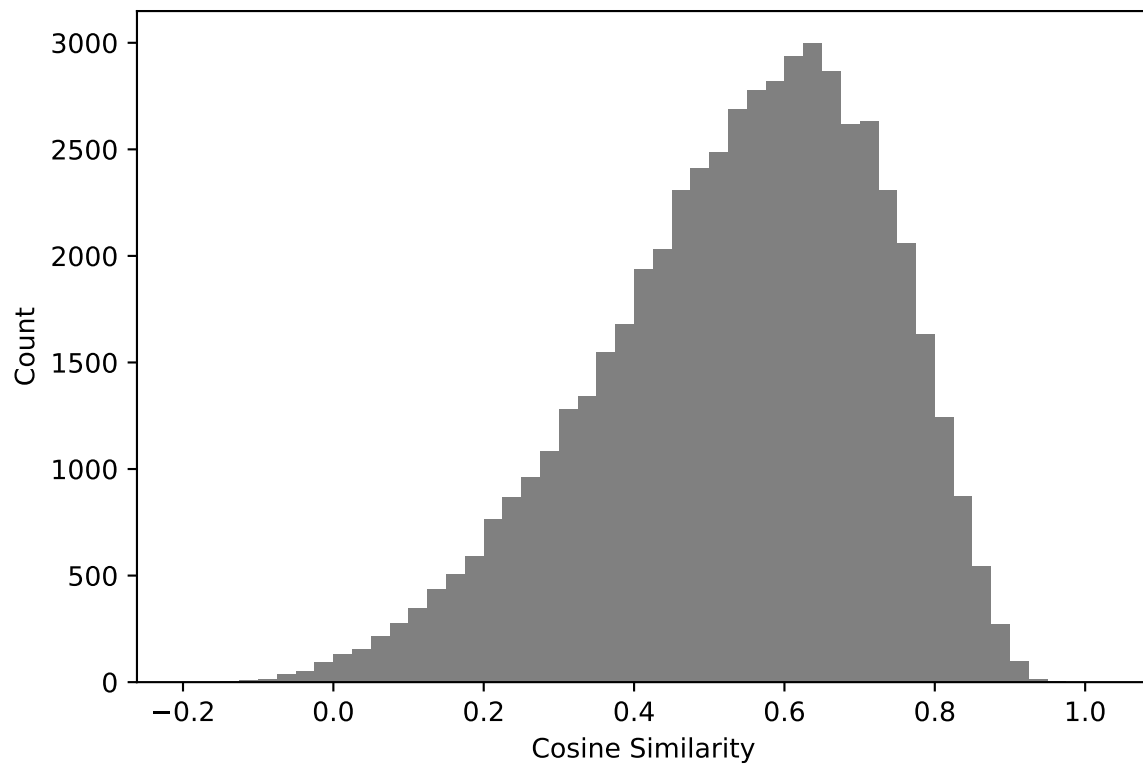
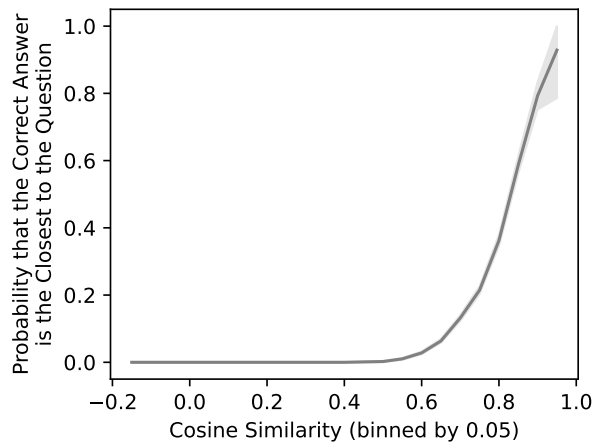
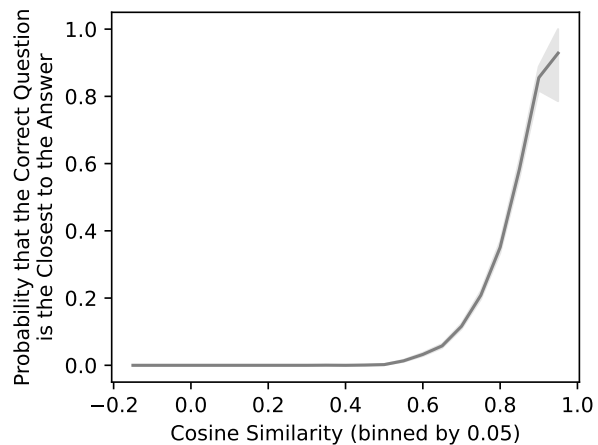


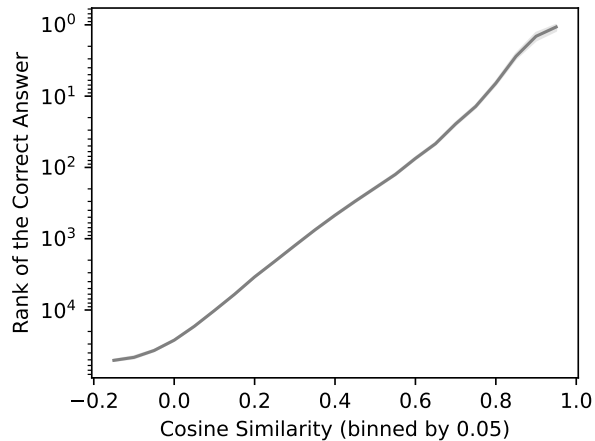
Figure 2: Distribution of the Cosine Similarity Between Questions and Answers



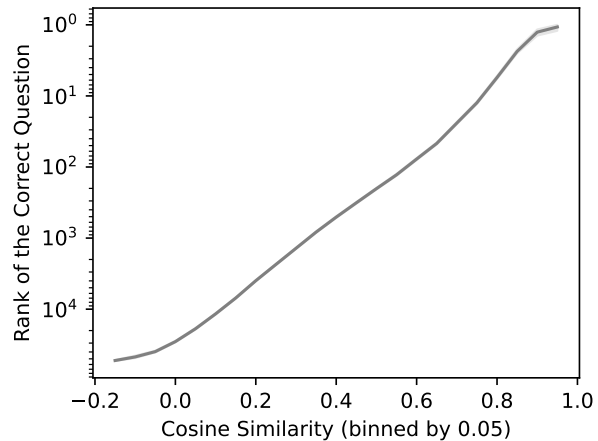
(a) Probability that the Correct Answer is the Closest to the Question by Cosine Similarity Between Questions and Answers



(b) Probability that the Correct Question is the Closest to the Answer by Cosine Similarity Between Questions and Answers



(c) Rank of the Correct Answer by Cosine Similarity Between Questions and Answers



(d) Rank of the Correct Question by Cosine Similarity Between Questions and Answers

Figure 3: Validity of the Cosine Similarity Between Questions and Answers

Table 1: Five Exchanges with the Lowest Cosine Similarity Between Questions and Answers

Question	Answer	Cosine Similarity
Mr. Speaker, the Prime Minister confirmed yesterday that Justice Grenier had the full cooperation of the federal government during his investigation. That is entirely untrue. The federal government sent a lawyer who added numerous interventions specifically to prevent careful examination of federal spending. Why did the government go to so much trouble to protect the Liberals, Conservatives and the NDP from the investigation? What are they all trying to hide?	Mr. Speaker, let us all take a look at what the new Government of Canada has achieved since coming to power. We recognized that Québeckers form a nation within a united Canada, we resolved the issue of Quebec's presence at UNESCO, we resolved the fiscal imbalance issue. This concrete and positive action demonstrates very clearly that, together, Québec and Canada are progressing just fine, thank you.	-0.1245
Mr. Speaker, the current Prime Minister participated in a demonstration in 2012, when he gave his word to Aveos workers. He said, and I quote, "It is such a shame that we have to demonstrate to ask the law and order government to obey the law." More recently, he said, "It is not true that our best resources are in the ground somewhere. Our best resources are human resources." Is that how a prime minister keeps his word?	Mr. Speaker, I reiterate that, of course, the Government of Canada is pleased by Air Canada's announcement of its intention to purchase the Bombardier CSeries aircraft. It is a major advancement in aviation. I am certain that this addition to the Air Canada fleet will be of major benefit, both to that company and to Canada's aerospace sector across the country.	-0.1310
Mr. Speaker, the Prime Minister went to China to launch free trade negotiations, but the Chinese regime had something else in mind, even though the Prime Minister did everything he could to appease China and speed up takeovers of Canadian companies by waiving security reviews. The Prime Minister clearly has zero credibility when it comes to China. How are Canadians supposed to trust this Prime Minister to act in their best interest?	Mr. Speaker, I am looking forward to answering my colleague's questions, but first I would like to congratulate the four new members who were elected last night and who will be joining us here. I also want to highlight the 24 people who stepped up across the country to put their names on ballots in the by-elections. All of us in this place know what it takes to put your name on a ballot. I congratulate all of them, and all of the volunteers who underpin the strength of our democracy. I again look forward to congratulating the four new members when they arrive in this House. This was a good day for Canada, and a good day for our democracy.	-0.1323
Mr. Speaker, if the finance minister were listening to Canadians, he would know that families are getting ripped off at the bank, ripped off at the gas pump, ripped off by cellphone companies and ripped off on their cable bills. But the rip-off does not end there. The finance minister is personally ripping off taxpayers. He paid a friend \$200,000 for a 20 page speech. Does he even know that \$200,000 is the average family's income for three years? This is unjustifiable. He has no moral authority to talk about budgetary matters or anything else. Why does he not just resign?	Mr. Speaker, the hon. member would know, if he bothered to review the material, that the work done was extensive. It was done by two people over an extensive period of several months. It related to policy and communications and not as the member just suggested. It is plain that the member has not bothered to review the documentation which is publicly disclosed.	-0.1485
Mr. Speaker, it seems that "plus ça change, plus c'est pareil." Over the past few months, MPs have spent hundreds of hours hearing witnesses and debating on how to fight climate change in Canada. However, it seems the Conservative government does not care if Bill C-30 is ever brought to the floor of the House. Mr. Speaker, I am asking you today to get a search warrant to see if we can find Bill C-30 and bring it back to the House because the government is not going to do it. I ask you, Mr. Speaker, if you can find it, get it back to the House so we can debate it, get it passed and fight climate change now.	Mr. Speaker, I did note the recommendation of the hon. member, that people call me on this issue. I am gathering from some recent press reports that they should be able to reach me without calling at all; I can just hear through mediums.	-0.1625

Table 2: Five Exchanges with the Highest Cosine Similarity Between Questions and Answers

Question	Answer	Cosine Similarity
Mr. Speaker, due to the efforts of our government and based on our tremendous respect for their service to our country, Canada's injured veterans may receive an average monthly benefit of between \$4,000 to \$6,000. These are supports that our injured veterans need and deserve. Can the Parliamentary Secretary to the Minister of Veterans Affairs please update this House on the benefits that our government provides to injured veterans and their families?	Mr. Speaker, I thank my hon. colleague from Wild Rose for the question and his hard work on this file. Indeed, the average monthly financial benefit that an injured veteran may be eligible for is between \$4,000 to \$6,000 a month, and in some cases injured veterans are receiving a total income that exceeds \$10,000 a month. Our government is committed to ensuring that our injured veterans and their families have the support they need and deserve. Unfortunately, the members opposite have voted against virtually every single initiative that our government has brought forward to help Canada's veterans.	0.9542
Mr. Speaker, Canadians gave our government a strong mandate to end the wasteful and ineffective long gun registry. My constituents have told me repeatedly that they want to see an end to this measure, which needlessly and unfairly targets law-abiding hunters, farmers and sport shooters. We see the long gun registry as no less than an attack on our way of life. Could the Minister of Public Safety please update the House on what our government is doing to address this important issue?	Mr. Speaker, I thank the member for the work that he has done on this important file. On May 2, Canadians gave the government a strong mandate to end the wasteful and ineffective long gun registry once and for all, and that is exactly what we are doing. Canadians across the country have called for this measure. For example, Michelle Vardy of the Georgian Bay Women's Outdoors Workshops and the Ontario Federation of Anglers and Hunters stated: As a woman, the long gun registry does not make me feel any safer or more secure. It is wasteful, ineffective and reduces funding to do real things. The 2 billion dollars that have already been spent would have been better used on programs like healthcare—	0.9507
Mr. Speaker, the people of China and Burma are suffering terribly in the aftermath of two tragic natural disasters. Canada responded immediately with an initial \$2 million to help the people of Burma when the cyclone hit. The unparalleled devastation in Burma has brought donor countries together to aid the victims of this tragedy. Could the Minister of International Cooperation update the House on our government's commitment to the victims in Burma and China?	Mr. Speaker, Canada is deeply saddened by the tragic loss of life and devastation resulting from the disasters in Burma and China. We share the concerns of all Canadians for the victims and their families. Today I am announcing that our government will match the contributions of Canadians to humanitarian organizations working in Burma and China. Let me assure all Canadians our government will do our share of the international effort and ensure that our help does get to the victims and their families.	0.9452
Mr. Speaker, Toronto police chief Mark Saunders revealed in December that 82% of handguns involved in crimes were smuggled from the U. S. The minister of public safety had previously stated half of crime guns come from domestic sources. The statistics from when the minister was the chief in Toronto and carried a gun show the same picture as today: A very small percentage of firearms are from legal sources, while many crime guns are prohibited and from the United States. Could the minister table the source of his information that has now been proven incorrect?	Mr. Speaker, unfortunately my friend has some of his facts wrong. When I was the chief of police in Toronto, we had a firearms verification unit that traced the source of all handguns. During my tenure as chief for 10 years there, 70% of the crime guns that we seized, handguns, were smuggled from the United States. The other 30% were stolen or illegally diverted. The 50% number actually came from Chief Saunders in his first public statement, but he has since, as a result of some investigations they have done into smuggling, come out with another number. I acknowledge the facts there, but the reality is guns—	0.9382
Mr. Speaker, Canada is an attractive place for African countries that are drawn by its bilingualism, its economic opportunities and its many top-notch institutions of higher learning. Last week the Prime Minister and many of his ministers were in Africa to develop new business opportunities. Could the Prime Minister please update the House on the actions our government is taking to expand trade between Ethiopia and Canada?	Mr. Speaker, I thank the member for Longueuil—Charles-LeMoine for her question and her hard work. Expanding and diversifying trade between Canada and fast-growing African economies is a priority for our government. Trade between Canada and Ethiopia totaled \$170 million in 2018. We announced that we will be entering into negotiations towards a foreign investment promotion and protection agreement with Ethiopia, which will help further increase trade and investments for businesses in both countries.	0.9374

To illustrate concretely what our measure of answer quality reflects, we present in Tables 1 and 2 the five pairs of questions and answers with, respectively, the lowest and highest cosine similarity. The exchanges characterized by the lowest cosine similarity between questions and answers exemplify ways a minister may inadequately answer a question. For instance, the first two exchanges in Table 1 show how the minister might divert attention by underlining the government’s achievements on a tangentially related topic to suggest that the question is based on faulty assumptions or is otherwise irrelevant. As in the fourth exchange, the answer may superficially touch upon the question using “boilerplate” talking points such that it may appear somewhat satisfactory when the question is known but not enough so that one could reasonably infer it. The minister may also humorously disregard the answer, as in the fifth exchange. Finally, not all failures to answer questions adequately arise manifestly from ill intent, as illustrated by the third exchange.

In contrast, the five exchanges in Table 2 contain detailed and precise answers. Many of these questions are representative of “planted questions,” that is, friendly, pre-arranged questions asked by a backbench government member only to provide a platform for a minister to make a public announcement or highlight the government’s positive achievements. In this case, it is only natural that there is a high similarity between questions and answers. However, it is unclear how these questions, which are all but directly written by ministers to generate positive publicity, contribute to government accountability. This underscores the difficulty of operationalizing answer quality and then connecting it to the Question Period’s various functions. Nevertheless, as exemplified by the fourth exchange, a high-quality answer by our standard might still challenge the question’s premises. This suggests that our measure of answer quality does not merely reflect collusion between the member asking the question and the minister answering it.

Consistent with the best practices in natural language processing, we train our artificial neural network using transfer learning (Ruder et al. 2019; Laurer et al. 2024). Rather than initiating the training process with random parameters, we begin with estimates from a model pre-trained to perform general tasks on a large corpus distinct from ours, which we “fine-tune” to our needs.⁸ Fine-tuning consists of further updating the pre-trained model’s parameters at a lower learning rate than during the pre-training process to improve its accuracy on our corpus and specific task. The pre-trained model we use is designed for: (i) missing token prediction—that is, to predict randomly masked words in short sentences and paragraphs—on a large

model’s varying accuracy along these features.

8. Alternatively, we could have used the embeddings from the pre-trained model directly before any fine-tuning. The risk with this approach is that the pre-trained model could ascribe a poor quality to some answers simply because it is unfamiliar with the Question Period and not necessarily because they are inherently irrelevant to the questions. Instead, we seek to understand how well a model generally familiar with the Question Period can accurately infer the initial question from the text of its answer.

corpus of general text, and (ii) semantic search on a dataset of 215 million adjacency pairs from various online forums.⁹ This pre-trained model is not tailored to our domain since politicians are unlikely to answer questions in political Q&As, in general, and during the Question Period, in particular, in the same way as users of online forums. Nevertheless, it captures general language patterns, including semantic similarities and context-dependent ambiguities across many domains, and a general understanding of semantic search. This prior knowledge accelerates the learning of embeddings tailored to our domain based on actual transcripts of the Question Period. This comes with little to no cost, as numerous studies reveal that custom models trained from scratch typically offer no significant or consistent improvements over generic pre-trained models (e.g., Arslan et al. 2021). Besides, using a pre-trained model can result in more general and flexible representations, enhancing performance on documents outside the training set. Thus, using a pre-trained model can be seen as a form of implicit regularization.

The model is fine-tuned on a five percent subset of all exchanges in our corpus. One percent of exchanges are set aside as a validation set to optimize the model’s training hyperparameters. The remaining 94% is reserved for assessing the model’s accuracy and inference.¹⁰ We optimized the model’s training hyperparameters based on its performance on the validation set as measured by the mean reciprocal rank, the standard metric used for measuring the accuracy of information retrieval systems (Jurafsky and Martin 2024, p. 311).¹¹ The mean reciprocal rank is calculated by averaging for all queries—in our case, questions—in the validation set the reciprocal of the rank of the correct value among all values—in our case, answers—in the validation set ordered by decreasing order of their distance with the query:

$$\text{MRR} = \frac{1}{|Q|} \sum_{i=1}^{|Q|} \frac{1}{\text{Rank}_i}.$$

It is standard to assimilate to zero all ranks below some threshold. Accordingly, we truncate all ranks below ten. The Online Supporting Material contains the value of the mean reciprocal rank of the validation set for various values of the batch size and epoch and the training hyperparameters we retained.

9. Since its publication, BERT has given birth to many variants. They all adhere to the architecture described here, based on the Transformer encoder, but differ in their training regimen. The pre-training procedure outlined here pertains specifically to RoBERTa (Liu et al. 2019). The original BERT’s pre-training procedure also involves next-sentence prediction. Our pre-trained model is based on MPNet, which employs a distinctive strategy for missing token prediction (Song et al. 2020). In brief, this approach deviates from BERT and RoBERTa in the information conditional on which the network performs missing token prediction.

10. This is consistent with the best practices laid out by Egami et al. (2022) and Grimmer, Roberts, and Stewart (2022) to make causal inference with latent measures estimated from text data.

11. It is straightforward to evaluate the accuracy of our model in coupling questions and answers because we observe the correct pairings. In particular, this eliminates the need to collect a manually labeled validation set.

6 Substantive Hypotheses

Upon measuring the quality of answers in the Question Period, we explore its relationship with other variables. In doing so, our goal is not only to elucidate the behavior of political actors in the Question Period but also to demonstrate the reliability and value of our measurement approach. Our focus is directed at two questions.

First, we consider the correlation between the quality of answers and power dynamics in the House of Commons. We conjecture that when the government has a minority of seats in the House, its answers, on average, have a higher relevance. This hypothesis is founded on the premise that a minority government has more incentives to cooperate with opposition parties than a majority government. The reason is that when the government does not hold a majority of seats, it must seek support from opposition parties to survive motions of confidence and remain in power. In this context, failing to answer questions from opposition members of Parliament diligently can aggravate them, adversely impacting their inclination to support the government, even passively, and ultimately weakening the latter's survival prospects.

We also hypothesize that the government offers responses of differing quality to members of Parliament of various parties, favoring those it views as ideologically aligned. For instance, the Liberal Party might be more responsive to questions from the New Democratic Party than from the Conservative Party. Additionally, we posit that the relevance of answers offered to opposition parties depends on the size of their caucus, though the direction of this effect is ambiguous. On the one hand, a larger caucus might enhance an opposition party's ability to obtain high-quality answers due to its increased numerical influence on the outcome of confidence motions. On the other hand, a larger representation might intensify direct competition with the government, especially to the extent that it reflects popular support, leading it to be more assertive and combative in questioning the government and, parallelly, increasing the latter's caution in replying to its questions.

Out of all the questions in the inference set, 4,061, or 7.4%, are posed by backbench members of Parliament from the governing party, who are neither Cabinet members nor parliamentary secretaries. We expect answers to questions from backbench government members to be highly relevant and closely engage with the question, resulting in a high cosine similarity between questions and answers. The reason is that these questions are often "planted questions," that is, friendly, pre-arranged questions designed to highlight the government's achievements or criticize the opposition.

Second, we explore the variations in the quality of answers based on the initial question's topic. Numerous

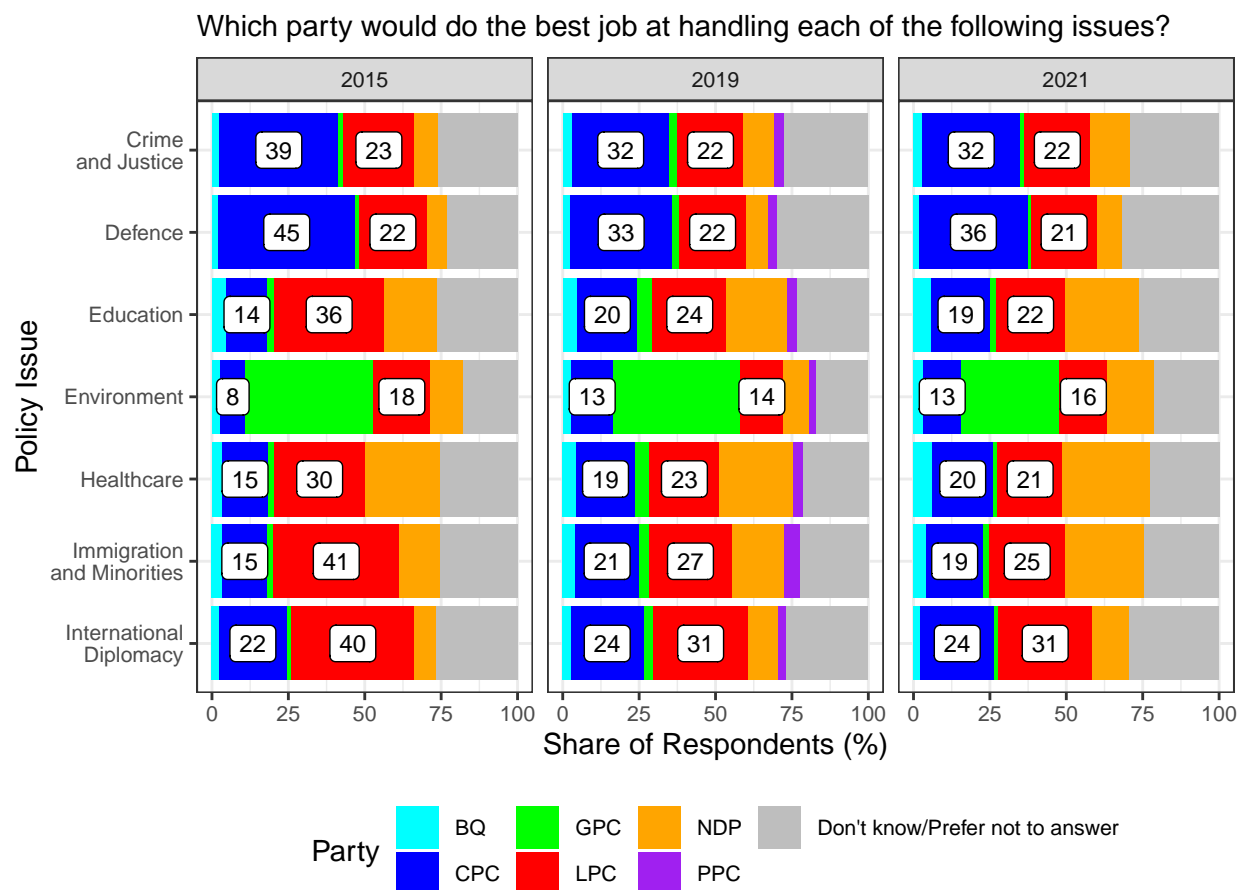
factors may contribute to the government's reluctance to reply to questions about some topics. For instance, personal integrity is a topic that, when challenged, can be very embarrassing and damaging to one's honor and reputation. In this context, we posit that government ministers may decide to prevaricate rather than address allegations directly to avoid fueling the controversy or risking giving opposition parties more ammunition. These incentives affect all government ministers regardless of their partisan affiliation.

The inclination of government ministers to answer questions about some issues may also vary with their party affiliation. In particular, we expect government ministers to provide more relevant answers about issues over which their party holds a more favorable reputation. Over time, parties earn a reputation as better stewards of some policy issues based on their perceived expertise, the popularity of their positions, or the relative importance of the topic to their supporter base (Petrocik 1996; Bélanger and Meguid 2008; Egan 2013). Informally, we often say that parties take "ownership" of some issues. In this context, parties tend to strategically avoid drawing attention to matters over which they have a weaker reputation since doing so would underscore their opponents' strengths and undermine their relative position. Instead, parties tend to emphasize issues they own, and one way to do so is by offering more detailed and forthcoming answers to questions about those issues. Issue ownership is likely to be reflected in the topics of the questions as well: all else equal, opposition parties likely will ask more questions about issues they own to increase their salience.¹²

To appreciate the relative reputation of Canadian political parties on policy issues, we consider responses to the question "Which party would do the best job at handling each of the following issues?" in the last three editions of the Canadian Election Study (Stephenson et al. 2020, 2022).¹³ The policy issues considered in all three editions are the following: Crime and Justice, Defense, Education, Environment, Healthcare, Immigration and Minorities, and International Diplomacy. The distribution of responses is depicted in Figure 4. The relative status of parties over policy issues varies over time. Nevertheless, between the Conservative Party and the Liberal Party, the former has consistently enjoyed a relatively better reputation for Crime and Justice and Defense. In contrast, the latter has a better reputation for Education, Environment, Healthcare, Immigration and Minorities, and International Diplomacy.

12. The relationship between a party's ideological proximity with the government and the quality of the answers to questions originating from its members may be mediated, at least partly, by the government's varying inclination to answer questions about different topics. Indeed, members of a party closer ideologically to the government may tend to inquire about topics over which the government is more comfortable responding.

13. Although previous research has been devoted to issue ownership in Canadian politics, it has examined a time frame anterior to our period of interest, particularly before the founding of the contemporary Conservative Party of Canada (Bélanger 2003). Therefore, it does not convey information immediately relevant to the current configuration of the Canadian party system.



Source: Canadian Election Study

Figure 4: Reputation of Political Parties over Policy Issues

To conclude this section, we stress that we do not establish a causal relationship between the quality of answers and variables of interest. This must be reflected in the interpretation of our results. Also, we must bear in mind that questions are endogenous. For instance, they may be purposefully formulated to elicit low- or high-quality answers. Consequently, the quality of answers reflects not only the incentives of the government but also the intentions of opposition parties, which may go beyond simply eliciting insightful answers.

7 Results

7.1 Relationship Between the Quality of Answers and Power Dynamics in the House of Commons

Figure 5 illustrates the evolution of the average cosine similarity between questions and answers based on the party affiliation of the member of Parliament asking the question across the five legislatures within our period of interest. For context, the Conservative Party was in power between the 39th and 41st legislatures, whereas the Liberal Party held office during the 42nd and 43rd legislatures. Also, note that minority governments held office during the 39th, 40th, and 43rd legislatures.

We draw four findings from this figure. First, answers to questions from backbench government members have, on average, a remarkably higher quality than answers to questions from opposition members. This was anticipated since members of the ruling party are unlikely to ask questions that would embarrass or hurt the government they belong to. Anecdotally, it is common for ministerial aides to “plant questions,” that is, to arrange for backbench government members to ask friendly questions, allowing ministers to promote the government’s positive achievements or to criticize opposition parties. This finding gives credence to the perception that this is a widespread practice. The difference in the relevance of answers to questions from backbench government members and opposition members of Parliament is extraordinary relative to the difference in the quality of answers to questions from members of different opposition parties.

Second, there is mixed evidence about the hypothesized relationship between the relevance of answers in the Question Period and the balance of power, defined as whether the government holds a minority or majority of seats in the House of Commons. Comparing the 39th and 40th legislatures to the 41st, it appears that the Conservative Party offered, on average, more relevant answers to questions from the opposition when it held a majority of seats in the House of Commons, contrary to our hypothesis. On the other hand, contrasting

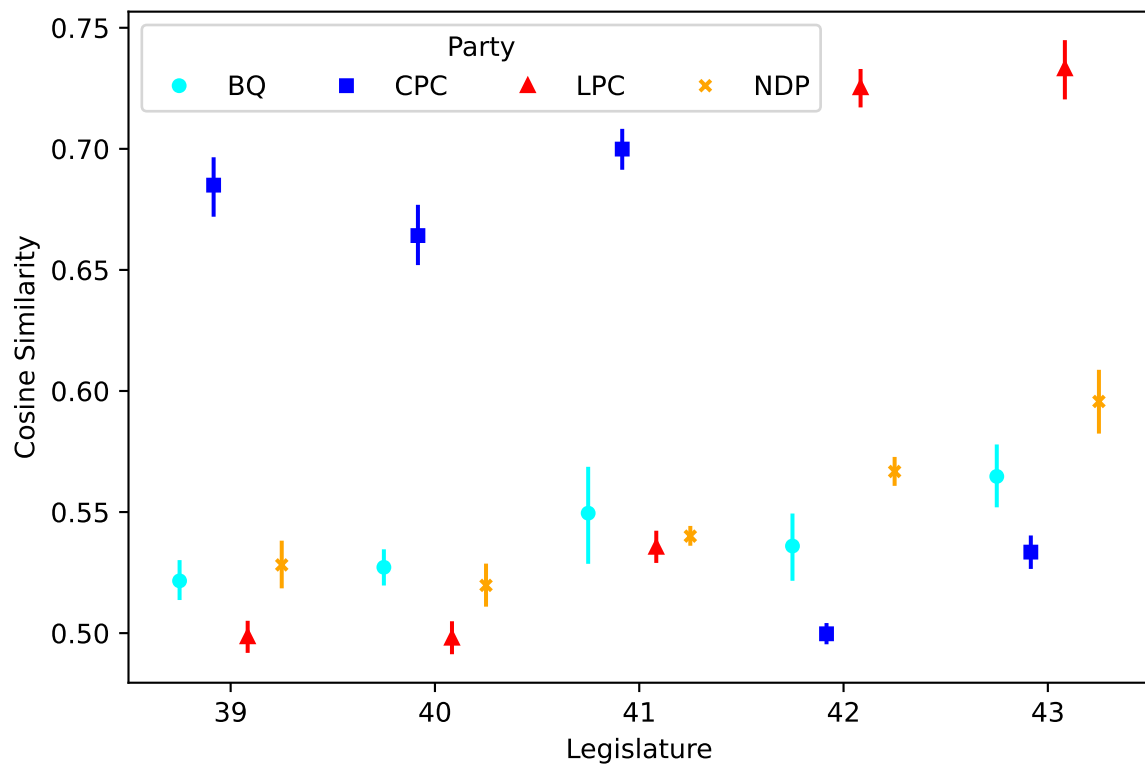


Figure 5: Average Cosine Similarity Between Questions and Answers by Party and Legislature

the 42nd and 43rd legislatures, we find that the Liberal Party offered, on average, more relevant answers to questions from the opposition when it held a minority of seats in the House of Commons. However, the 43rd legislature coincided with the COVID-19 pandemic, which has likely affected the nature of the questions asked by the opposition and the government's inclination to answer them in a forthcoming way. Given this ambiguous evidence, we do not regard our hypothesis as confirmed by the data.

Third, third-party members receive, on average, more relevant answers to their questions than members of the official opposition. Indeed, during the 39th, 40th, 42nd, and 43rd legislatures, the relevance of answers to questions from members of third parties was significantly higher than the relevance of answers to questions from members of the official opposition. This can be further appreciated by focusing on the outcomes in the 41st legislature, the first and only time the New Democratic Party formed the official opposition. Over that period, there was no meaningful difference between the quality of answers to questions from members of the New Democratic Party and the Liberal Party. In contrast, there were statistically significant differences during the previous two legislatures. This finding is further supported by figures in the Online Supplementary Material, displaying a statistically significant negative relationship between the cosine similarity between questions asked by members of opposition parties and answers and the number and share of seats they hold. This difference can be reasonably ascribed to the fact that the official opposition tends to be regarded by the media and public as the “government-in-waiting” and, as such, is in direct competition with the government. This can lead the official opposition to be more antagonistic and forceful in questioning the government and the latter to be more hostile and reserved in answering its questions.

Fourth, we note that the difference between answers to questions from the official opposition and third parties is much smaller than the difference between answers to questions from different opposition parties attributable to their perceived ideological proximity to the government. For instance, during the 42nd and 43rd legislatures, questions from members of the New Democratic Party have, on average, received much more relevant answers than questions from members of all opposition parties before and over the same period. This relationship was stronger during the 43rd legislature since the Liberal Party held a minority of seats in the House of Commons and heavily relied on the New Democratic Party to survive motions of confidence. Over that period, the representation of the NDP in the House of Commons was comparable to its representation during the 39th and 40th legislatures and the Liberal Party's during the 41st legislature, so the difference cannot be credited to variations in the relative representation of the New Democratic Party in the House.

7.2 Relationship Between the Topic of Questions and the Quality of Answers

Studying variations in answer quality based on the question's topic requires a model of the latter. There are several available approaches. One approach involves analyzing variations in answer quality across the portfolios of the ministers answering questions. In essence, portfolios gather all ministers associated with one or a few government departments. With respect to this approach, it is imperative to recognize that the government controls who answers each question. In fact, it is one way the government can attempt to evade or apply a rhetorical frame to the debate. For example, a question regarding pipeline construction might be answered by either the Minister of the Environment or the Minister of Natural Resources, depending on the angle the government wants to emphasize. These deliberate choices can meaningfully impact our results.

Figure 6 depicts the results of this approach. Specifically, it illustrates the average cosine similarity between questions and answers by party and portfolio of the members of the government who answered the question. To neutralize the systematic differences between parties' willingness to answer questions, the figure displays the difference with the average cosine similarity between questions and answers for all questions answered by a given party.

There are only a few statistically significant differences between the Conservative and Liberal parties in the average cosine similarity between questions and answers based on the portfolio of the minister responding. In particular, the cosine similarity between questions and answers was higher when the Conservative Party was in office for the following portfolios: Government House Leader, National Revenue, Public Safety and Emergency Preparedness, and Veterans Affairs. On the other hand, the cosine similarity between questions and answers was higher when the Liberal Party was in power for the following portfolios: Agriculture and Agri-Food, Employment, Labor and Social Development, International Development, Justice, Public Services and Procurement, and Transport, Infrastructure and Communities.

These differences are generally consistent with our hypothesis about the relationship between answer quality and issue ownership. With the Conservative Party having a better reputation over crime and justice and the Liberal Party over international diplomacy, we expected ministers and parliamentary secretaries from corresponding portfolios to offer, on average, higher-quality answers. Other statistically significant differences are consistent with the parties' stated priorities. We think especially of the Liberal Party's greater inclination to answer questions related to the Transport, Infrastructure, and Communities portfolio. This is not shocking given that the Liberal Party came into power following a high-profile promise of

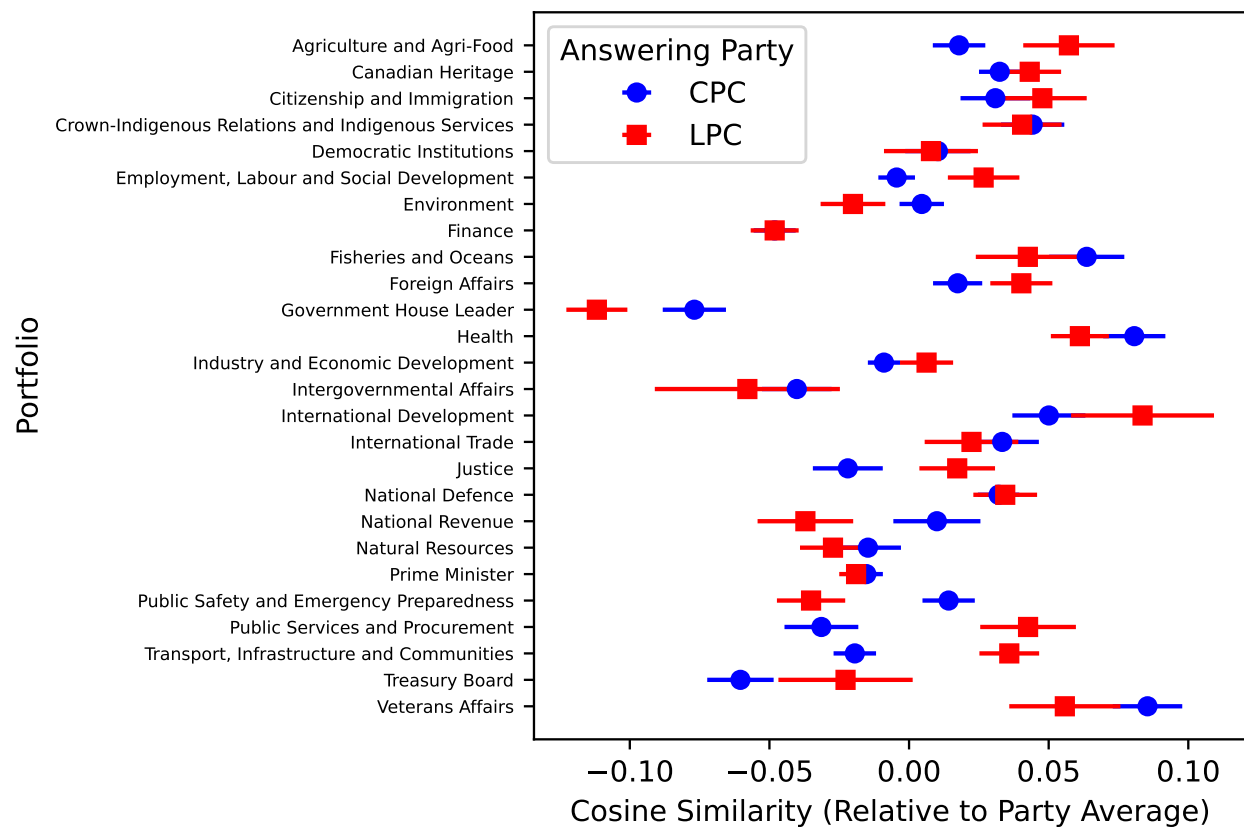


Figure 6: Average Cosine Similarity Between Questions and Answers by Party and Portfolio

increasing public infrastructure investments by \$60 billion over ten years, focusing on affordable housing, green infrastructure, public transit, and rural communities.

Another approach to modeling the topic of questions is to estimate it using topic models. Topic models are statistical models used in natural language processing to cluster documents within a corpus sharing similar semantic structures. Because the resulting labels are generated solely from the text of the questions, they are not susceptible to government manipulation. To implement this approach, we use BERTopic, a topic modeling algorithm leveraging sentence embeddings to create dense clusters representing easily interpretable topics (Grootendorst 2022).¹⁴

Figures 7 and 8 depict the average cosine similarity between questions and answers given the initial question's topic as estimated by BERTopic for the periods during which the Conservative and Liberal parties held office, respectively. Only the 20 themes with the lowest and the highest average cosine similarity are displayed in the figures. For reference, the average cosine similarity between questions and answers for the corresponding party is labeled by a dashed vertical line in both figures. In addition to their implications for the hypothetical relationship between the initial questions' topic and the answers' quality, these figures offer a rich overview of the major themes discussed in the Question Period.

We consider the topics with a low cosine similarity between questions and answers. There are many parallels—indeed, more similarities than differences—in the themes associated with the least relevant answers for both the Conservative and Liberal parties. Most of these topics are not directly related to policy issues and could reasonably be regarded as trivia. As we expected, questions challenging the personal integrity and rectitude of government ministers consistently receive the lowest-quality answers. Specifically, topics related to allegedly broken promises, conflicts of interest, corruption, ethics, government advertising, inappropriate expenses, lobbying, political fundraising, and transparency rank among the 20 topics with the lowest average cosine similarity between questions and answers for both parties. Relatedly, a topic grouping the questions in which a member of Parliament asks a Cabinet member to apologize for their alleged inappropriate behavior is among those associated with the lowest-quality answers for both parties. Among policy-related topics, budget deficits, foreign investments, jobs and unemployment, natural security, and taxes are among those with the 20 lowest average cosine similarities between questions and answers for both parties. This suggests that these policy issues are equally delicate for the Conservative and Liberal parties to address.

14. Default parameter values were used for estimating topics, except for the minimum topic size, which we set to 50. Topic labels were generated with an open-source Llama 2 chat model (Touvron et al. 2023). The prompt used to do so is contained in the Online Supporting Material.

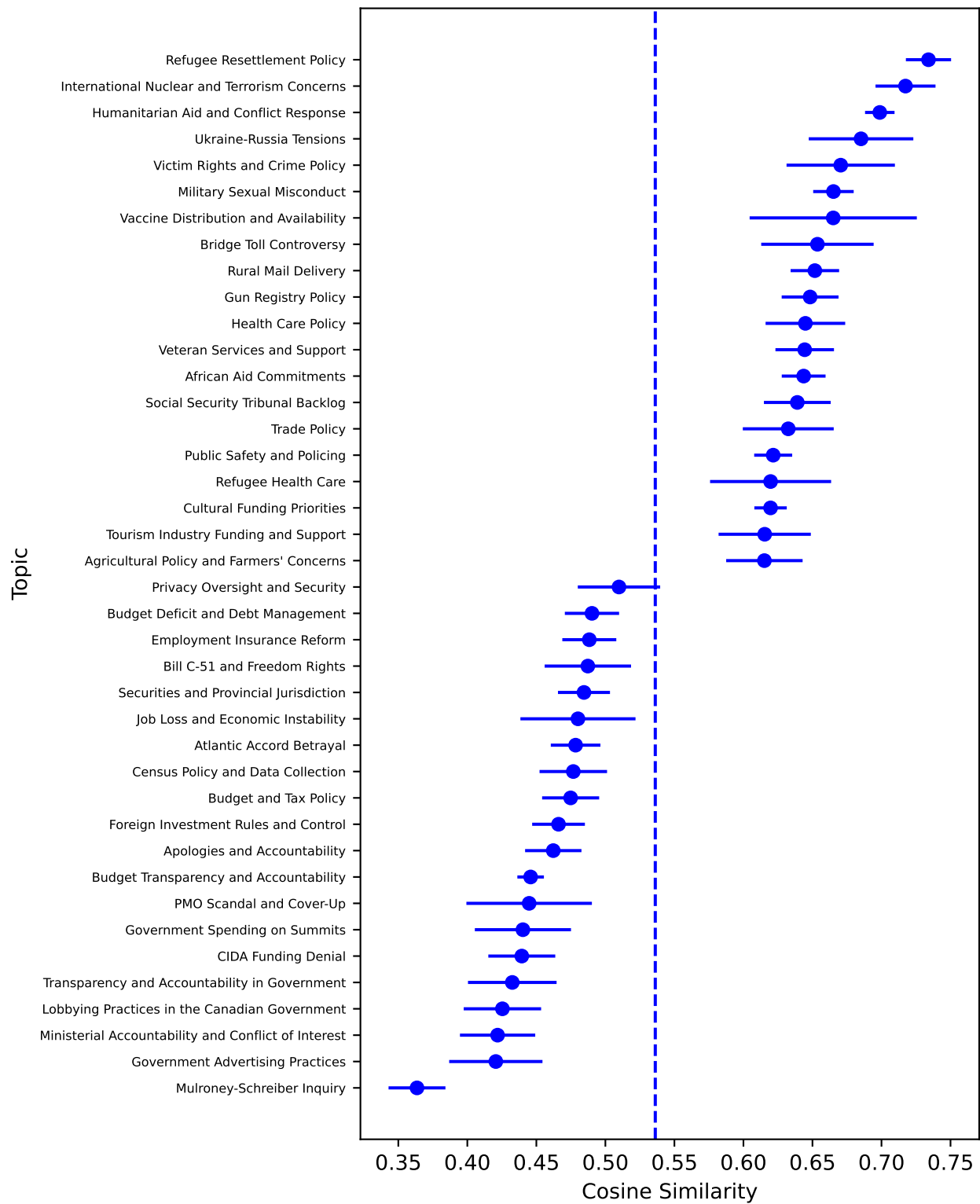


Figure 7: Topics with the 20 Lowest and Highest Average Cosine Similarity Between Questions and Answers for the Conservative Party



Figure 8: Topics with the 20 Lowest and Highest Average Cosine Similarity Between Questions and Answers for the Liberal Party

The topics with the highest average cosine similarity between questions and answers show significant differences between the Conservative and Liberal parties, with still some surprising similarities. Among the top 20 topics with the highest average cosine similarity, we identify issues that are perceived as being primarily “owned” by a party. In particular, the Conservative Party offered some of its most relevant answers to questions about agriculture, criminal justice, international trade, natural resources, public safety, and veterans. Analogously, climate change, housing, infrastructure, mental health, poverty, relations with Indigenous communities, and seniors are among the topics to which the Liberal Party provided the most relevant answers. More generally, topics with the highest average cosine similarity between questions and answers for the Liberal Party have a social bent, consistent with the long-lasting perception that this party has a relatively solid reputation over social policy issues. Unexpectedly, many of the top topics for the Conservative Party are linked to foreign policy, including humanitarian aid and refugee settlement, in contrast with the Liberal Party, even though the latter enjoys a better general reputation over those issues. Among the topics with the highest average cosine similarity for both parties, we find health care, gun control, and vaccines (against H1N1 for the Conservative Party and COVID-19 for the Liberal Party). This is somewhat surprising, especially for the first two topics, given that the Conservative and Liberal parties have different, almost opposite, approaches to them.

8 Discussion and Conclusion

In this paper, we studied the quality of answers during the Question Period in the Canadian House of Commons. To measure answer quality, we proposed a novel approach inspired by semantic search, a central task in information retrieval and natural language processing. We measured answer quality based on how well the initial question can be accurately identified from the text of its answer. This operationalization of answer quality inherently reflects the pertinence of answers to initial questions. It is particularly useful in evaluating the efficacy of the Question Period as an accountability and monitoring mechanism. A noteworthy advantage of this approach is that it can be implemented by fine-tuning a large language model on the corpus of observed questions and answers with no additional labeled data. This makes our method especially suited to analyzing large corpora.

Our innovative measurement approach uncovered some correlates of the quality of answers in the Question Period. We found that answer quality varies significantly based on the party to which the member of

Parliament asking the question belongs. Answers to questions from backbench members of the government, members of third parties, and members of parties closer ideologically to the government have, on average, a greater quality. We also unearthed a meaningful correlation between answer quality and the topic of the initial questions. On this point, we identified a surprising degree of similarities between both parties that held office during our period of interest. For instance, the themes characterized by the lowest cosine similarity between questions and answers for both parties include allegedly broken promises, budget deficits, corruption allegations, expense scandals, foreign investments, government advertising, jobs and unemployment, lobbying activities, natural security, political fundraising, supposed conflicts of interest, and taxes. Besides, questions about health care, gun control, and vaccines are associated with some of the highest-quality answers from both parties. However, we also uncovered evidence that answer quality is significantly related to issue ownership. Indeed, many of the questions associated with the highest quality of answers are about issues over which the party in government has a noticeably stronger reputation than other parties.

The Online Supplementary Material contains two robustness checks. The first assesses whether sampling error in estimating latent representations introduces a bias in our substantive findings. The second considers whether including exchanges prompted by backbench government members impacts our findings on exchanges originating from opposition members' questions.

The measurement approach proposed in this article can be applied with minimal adaptation to other contexts, both in and outside political science. The practicality of extending this approach to comparable institutions is evident. Many legislatures have institutions akin to the Question Period, with famous examples including Prime Minister's Questions in the United Kingdom and "Questions au Gouvernement" in France. Despite their central role in upholding government accountability, these institutions have not been sufficiently studied. Furthermore, an accurate assessment of the efficacy of these institutions requires a measure of answer quality, a crucial variable for which researchers have lacked a suitable tool until now. The proposed methodology may also find resonance in other political contexts. For instance, it could be employed to analyze congressional hearings, election debates, and press conferences, including in the United States. Beyond political science, this approach could be used to scrutinize news interviews by public figures other than politicians, press conferences by central bankers, or investor calls by public company executives. The versatility of our innovative approach makes ostensible its relevance and potential impact.

To conclude, despite generating significant interest and showing promise, large language models have not yet established themselves as a staple of political science research (Linegar, Kocielnik, and Alvarez

2023; Dell 2024). Our study showcased their value in investigating vital questions within political science. Specifically, these models proved instrumental in generating valuable insights into central instruments of political accountability and representation within parliamentary systems. We urge political scientists to delve deeper into the potential of large language models to offer fresh perspectives on other crucial areas of study, such as political ideology and polarization.

Funding Statement

This research did not receive any specific grant from funding agencies in the public, commercial, or not-for-profit sectors.

Competing Interests

The authors declare no competing interests.

Data Availability Statement

The data, code, and additional materials required to replicate the analysis in this paper will be made publicly accessible before publication.

Supplementary Material

Supplementary material will be published online.

References

- Alvarez, R. Michael, and Jacob Morrier. 2024. "Issue Responsiveness in Canadian Politics: Are Parties Responsive to the Public Salience of Climate Change in the Question Period?" *Political Research Quarterly* 77 (1): 167–183.
- Arslan, Yusuf, Kevin Allix, Lisa Veiber, Cedric Lothritz, Tegawendé F. Bissyandé, Jacques Klein, and Anne Goujon. 2021. "A Comparison of Pre-Trained Language Models for Multi-Class Text Classification in the Financial Domain." In *Companion Proceedings of the Web Conference 2021*, 260–268. Association for Computing Machinery.
- Bast, Hannah, Björn Buchhold, and Elmar Haussmann. 2016. "Semantic Search on Text and Knowledge Bases." *Foundations and Trends® in Information Retrieval* 10 (2-3): 119–271.
- Bestvater, Samuel E., and Burt L. Monroe. 2023. "Sentiment is Not Stance: Target-Aware Opinion Classification for Political Text Analysis." *Political Analysis* 31 (2): 235–256.
- Bosc, Marc, and André Gagnon, eds. 2017. *House of Commons Procedure and Practice*. Third Edition. Éditions Yvon Blais.
- Bull, Peter. 2000. "Equivocation and the Rhetoric of Modernization: An Analysis of Televised Interviews with Tony Blair in the 1997 British General Election." *Journal of Language and Social Psychology* 19 (2): 222–247.
- . 1998. "Equivocation Theory and News Interviews." *Journal of Language and Social Psychology* 17 (1): 36–51.
- . 1994. "On Identifying Questions, Replies, and Non-Replies in Political Interviews." *Journal of Language and Social Psychology* 13 (2): 115–131.
- . 2004. "The Analysis of Equivocation in Political Interviews." Chap. 9 in *Doing Social Psychology Research*, edited by Glynis M. Breakwell, 205–228. John Wiley & Sons.
- Bull, Peter, and Kate Mayer. 1993. "How Not to Answer Questions in Political Interviews." *Political Psychology* 14 (4): 651–666.

- Bull, Peter, and Will Strawson. 2019. “Can’t Answer? Won’t Answer? An Analysis of Equivocal Responses by Theresa May in Prime Minister’s Questions.” *Parliamentary Affairs* 73 (2): 429–449.
- Bélanger, Éric. 2003. “Issue Ownership by Canadian Political Parties 1953-2001.” *Canadian Journal of Political Science* 36 (3): 539–558.
- Bélanger, Éric, and Bonnie M. Meguid. 2008. “Issue salience, issue ownership, and issue-based vote choice.” *Electoral Studies* 27 (3): 477–491.
- Dell, Melissa. 2024. *Deep Learning for Economists*. arXiv: 2407.15339.
- Egami, Naoki, Christian J. Fong, Justin Grimmer, Margaret E. Roberts, and Brandon M. Stewart. 2022. “How to make causal inferences using texts.” *Science Advances* 8 (42): 1–13.
- Egan, Patrick J. 2013. *Partisan Priorities: How Issue Ownership Drives and Distorts American Politics*. Cambridge University Press.
- Grimmer, Justin, Margaret E. Roberts, and Brandon M. Stewart. 2022. *Text as Data: A New Framework for Machine Learning and the Social Sciences*. Princeton University Press.
- Grootendorst, Maarten. 2022. *BERTopic: Neural topic modeling with a class-based TF-IDF procedure*. arXiv: 2203.05794.
- Hu, Yibo, Mohammad Saleh Hosseini, Erick Skorupa Parolin, Javier Osorio, Latifur Khan, Patrick Brandt, and Vito D’Orazio. 2022. “ConflBERT: A Pre-trained Language Model for Political Conflict and Violence.” In *Proceedings of the 2022 Conference of the North American Chapter of the Association for Computational Linguistics: Human Language Technologies*, edited by Marine Carpuat, Marie-Catherine de Marneffe, and Ivan Vladimir Meza Ruiz, 5469–5482.
- Jurafsky, Dan, and James H. Martin. 2024. *Speech and Language Processing*. Third Edition. https://web.stanford.edu/~jurafsky/slp3/ed3bookfeb3_2024.pdf.
- Kukec, Marko. 2022. “Ask me something I know: cabinet members in Question Time.” *The Journal of Legislative Studies*, 1–23.

- Laurer, Moritz, Wouter van Atteveldt, Andreu Casas, and Kasper Welbers. 2024. “Less Annotating, More Classifying: Addressing the Data Scarcity Issue of Supervised Machine Learning with Deep Transfer Learning and BERT-NLI.” *Political Analysis* 32 (1): 84–100.
- Linegar, Mitchell, Rafal Kocielnik, and R. Michael Alvarez. 2023. “Large language models and political science.” *Frontiers in Political Science* 5.
- Liu, Yinhan, Myle Ott, Naman Goyal, Jingfei Du, Mandar Joshi, Danqi Chen, Omer Levy, Mike Lewis, Luke Zettlemoyer, and Veselin Stoyanov. 2019. *RoBERTa: A Robustly Optimized BERT Pretraining Approach*. arXiv: 1907.11692.
- Maricut-Akbik, Adina. 2021. “Q&A in legislative oversight: A framework for analysis.” *European Journal of Political Research* 60 (3): 539–559.
- Martin, Shane. 2011. “Parliamentary Questions, the Behaviour of Legislators, and the Function of Legislatures: An Introduction.” *The Journal of Legislative Studies* 17 (3): 259–270.
- Petrocik, John R. 1996. “Issue Ownership in Presidential Elections, with a 1980 Case Study.” *American Journal of Political Science* 40 (3): 825–850.
- Rasiah, Parameswary. 2010. “A framework for the systematic analysis of evasion in parliamentary discourse.” *Journal of Pragmatics* 42 (3): 664–680.
- Reimers, Nils, and Iryna Gurevych. 2019. *Sentence-BERT: Sentence Embeddings using Siamese BERT-Networks*. arXiv: 1908.10084.
- Ruder, Sebastian, Matthew E. Peters, Swabha Swayamdipta, and Thomas Wolf. 2019. “Transfer Learning in Natural Language Processing.” In *Proceedings of the 2019 Conference of the North American Chapter of the Association for Computational Linguistics: Tutorials*, edited by Anoop Sarkar and Michael Strube, 15–18.
- Song, Kaitao, Xu Tan, Tao Qin, Jianfeng Lu, and Tie-Yan Liu. 2020. “MPNet: Masked and Permuted Pre-training for Language Understanding.” In *Proceedings of the 34th International Conference on Neural Information Processing Systems*.

- Stephenson, Laura B., Allison Harell, Daniel Rubenson, and Peter John Loewen. 2020. “2019 Canadian Election Study (CES).” <https://doi.org/10.7910/DVN/DUS88V>.
- . 2022. “2021 Canadian Election Study (CES).” <https://doi.org/10.7910/DVN/XBZHKC>.
- Touvron, Hugo, Louis Martin, Kevin Stone, Peter Albert, Amjad Almahairi, Yasmine Babaei, Nikolay Bashlykov, et al. 2023. *Llama 2: Open Foundation and Fine-Tuned Chat Models*. arXiv: 2307.09288.
- Waddle, Maurice, and Peter Bull. 2020. “‘You’re Important, Jeremy, but Not That Important’: Personalised Responses and Equivocation in Political Interviews.” *Journal of Social and Political Psychology* 8 (2): 560–581.
- Wang, Yu. 2023. “Topic Classification for Political Texts with Pretrained Language Models.” *Political Analysis* 31 (4): 662–668.
- Wankmüller, Sandra. 2022. “Introduction to Neural Transfer Learning With Transformers for Social Science Text Analysis.” *Sociological Methods & Research*.
- Widmann, Tobias, and Maximilian Wich. 2023. “Creating and Comparing Dictionary, Word Embedding, and Transformer-Based Models to Measure Discrete Emotions in German Political Text.” *Political Analysis* 31 (4): 626–641.
- Üveges, István, and Orsolya Ring. 2023. “HunEmBERT: A Fine-Tuned BERT-Model for Classifying Sentiment and Emotion in Political Communication.” *IEEE Access* 11.