

# Does DESI 2024 Confirm $\Lambda$ CDM?

E. Ó Colgáin,<sup>1</sup> M. G. Dainotti,<sup>2,3,4</sup> S. Capozziello,<sup>5,6,7</sup> S. Pourojaghi,<sup>8</sup> M. M. Sheikh-Jabbari,<sup>9</sup> and D. Stojkovic<sup>10</sup>

<sup>1</sup>*Atlantic Technological University, Ash Lane, Sligo, Ireland*

<sup>2</sup>*Division of Science, National Astronomical Observatory of Japan, 2-21-1 Osawa, Mitaka, 181-8588 Tokyo, Japan*

<sup>3</sup>*The Graduate University for Advanced Studies (SOKENDAI),*

*Shonankokusaimura, Hayama, Miura District, Kanagawa 240-0115, Japan*

<sup>4</sup>*Space Science Institute, Boulder, CO, USA*

<sup>5</sup>*Dipartimento di Fisica "E. Pancini", Università degli Studi di Napoli "Federico II"*

*Complesso Univ. Monte S. Angelo, Via Cinthia 9 80126, Napoli, Italy*

<sup>6</sup>*Scuola Superiore Meridionale, Largo S. Marcellino 10, 80138, Napoli, Italy*

<sup>7</sup>*Istituto Nazionale di Fisica Nucleare (INFN), Sez. di Napoli,*

*Complesso Univ. Monte S. Angelo, Via Cinthia 9, 80126, Napoli, Italy*

<sup>8</sup>*Department of Physics, Bu-Ali Sina University, Hamedan 65178, 016016, Iran*

<sup>9</sup>*School of Physics, Institute for Research in Fundamental Sciences (IPM),  
P.O.Box 19395-5531, Tehran, Iran*

<sup>10</sup>*HEPCOS, Department of Physics, SUNY at Buffalo, Buffalo, NY 14260-1500, USA*

We demonstrate that a  $\sim 2\sigma$  discrepancy with the Planck- $\Lambda$ CDM cosmology in DESI Luminous Red Galaxy (LRG) data at  $z_{\text{eff}} = 0.51$  translates into an unexpectedly large  $\Omega_m$  value,  $\Omega_m = 0.668^{+0.180}_{-0.169}$ . We independently confirm that this anomaly drives the preference for  $w_0 > -1$  in DESI data confronted to the  $w_0w_a$ CDM model. We show that redshift bins of DESI constraints allow  $\Omega_m$  to wiggle at the  $\sim 2\sigma$  level with increasing effective redshift in the  $\Lambda$ CDM model. Given that LRG data at  $z_{\text{eff}} = 0.51$  is at odds with Type Ia supernovae in overlapping redshifts, we expect that this anomaly will decrease in statistical significance with future DESI data releases leaving an increasing  $\Omega_m$  trend with effective redshift at higher redshifts. We estimate the significance of the latter in DESI data at  $\sim 1.8\sigma$  and comment on how it dovetails with independent observations. It is imperative to understand what makes DESI LRG data at  $z_{\text{eff}} = 0.51$  an outlier when it comes to  $\Omega_m$  determinations.

## I. INTRODUCTION

In the absence of observational systematics, cosmological tensions [1–3] and pre-calculus demand that we see changes in the  $\Lambda$ CDM model parameters when confronted to data in different redshift bins [4, 5]. Conversely, if one recovers the same  $\Lambda$ CDM parameters within the errors when one confronts the model to data at different redshifts, then systematics are at play. In practice, testing all redshift ranges is not feasible, but we should endeavour to test as many redshift ranges as possible. The community is in the process of testing the consistency of the (flat)  $\Lambda$ CDM model. See [6] for an overview of results.

Recently, the Dark Energy Spectroscopic Instrument (DESI) collaboration has released its first round of cosmological constraints based on baryon acoustic oscillations (BAO) [7, 8], providing hints of evolution in the dark energy (DE) sector [9–11]. Consider the  $w_0w_a$ CDM model with redshift dependent DE equation of state,  $w(z) = w_0 + (1 - a)w_a = w_0 + z/(1+z)w_a$ , where  $a$  is the scale factor,  $z$  is the redshift, and  $(w_0, w_a) = (-1, 0)$  [12, 13] recovers  $\Lambda$ CDM. In this context, DESI reports a preference for  $w_0 > -1$ , which is driven by the Luminous Red Galaxy (LRG) sample with effective redshift  $z_{\text{eff}} = 0.51$ . Combining DESI with Planck CMB data [14] and Type Ia supernovae (SNe), including Pantheon+ [15], Union3 [16] and DES [17], the preference for  $w_0w_a$ CDM model over  $\Lambda$ CDM increases to  $2.5\sigma$ ,  $3.5\sigma$  and  $3.9\sigma$ , respectively [11].

While nothing precludes folding different data sets together and confronting them to the  $w_0w_a$ CDM model, care is required with physics. In cosmology, physics demands that observables are singing from the same hymn sheet. In short, late-

time accelerated expansion is only believable if CMB, BAO, SNe, and many other data sets agree on its existence. Turning this argument around, DESI claims of dynamical dark energy are only believable if BAO and SNe show consistent deviations from the  $\Lambda$ CDM model in similar redshift ranges. If they contradict each other, then statistical fluctuations, systematics, or evolutionary effects with redshifts not properly treated, are at play somewhere.

In this letter we take a closer look at the implications of DESI data for the  $\Lambda$ CDM model on the grounds that if  $w_0w_a$ CDM model is preferred over  $\Lambda$ CDM model, then this must be evident in changes or evolution of the  $\Lambda$ CDM parameters with binned or effective redshift. Through this exercise, we find that DESI LRG data prefers larger  $\Omega_m \sim 0.65$  values of matter density at  $z_{\text{eff}} = 0.51$ . Independent of DESI analysis [11], we confirm that this redshift range is responsible for the preference for  $w_0 > -1$  in the  $w_0w_a$ CDM model. Moreover, binning DESI data reveals  $\sim 2\sigma$  variations in  $\Omega_m$  between bins. Given that no other cosmological probe has a preference for  $\Omega_m \sim 0.65$  at lower redshifts, in particular SNe do not, we argue that a statistical fluctuation and/or systematics are at play either in DESI or SNe data. Finally, we speculate that an increasing  $\Omega_m$  trend with effective redshift at higher redshift, one discernible in DESI data, is physical by invoking similar observations in independent probes.

## II. FLAT $\Lambda$ CDM

In this section we look for signatures of varying  $\Lambda$ CDM cosmological parameters in DESI data [11]. The motivation

is cosmological tensions [1–3], where it is necessary to diagnose potential shortcomings of the model by performing consistency checks of the model [6].

### A. Markov Chain Monte Carlo

In Table I we employ MCMC [18] to determine the 68% confidence intervals for  $\Lambda$ CDM parameters from anisotropic BAO constraints in Table 1 of [11]. The observables include LRG, emission line galaxies (ELG) and the Lyman- $\alpha$  forest (Ly $\alpha$  QSO). The justification for focusing largely on anisotropic BAO is that, as is evident from Fig. 2 [11], isotropic BAO from the bright galaxies (BGS) and QSO cannot determine  $\Omega_m$ , and isotropic BAO only constrains posteriors to curves in the  $(H_0, \Omega_m)$ -plane. One can combine the posteriors, but the price one pays is putting observables at  $z_{\text{eff}} = 0.3$  and  $z_{\text{eff}} = 1.49$  in the same bin. Throughout we incorporate the correlation between  $D_M/r_d$  and  $D_H/r_d$  constraints, where  $r_d$  denotes the radius of the sound horizon at the baryon drag epoch and

$$D_M(z) := \frac{c}{H_0} \int_0^z \frac{dz'}{E(z')}, \quad D_H(z) := \frac{c}{H(z)} \quad (1)$$

where  $H_0$  is the Hubble parameter,  $H(z) = H_0 E(z)$  is the Hubble diagram and  $c$  is speed of light. Without external data or assumptions, it is impossible to separate  $H_0$  from  $r_d$ , so we quote confidence intervals for the combination  $H_0 r_d$  alongside  $\Omega_m$ .

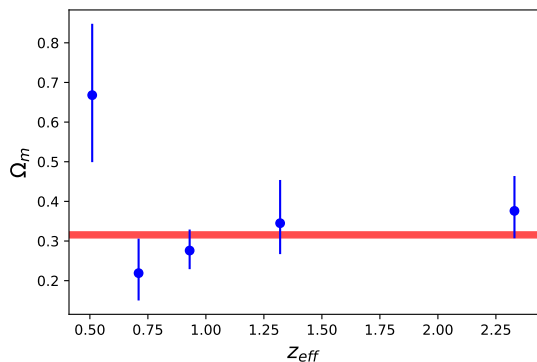


FIG. 1. 68% confidence intervals for  $\Omega_m$  versus effective redshift  $z_{\text{eff}}$ . Neglecting the DESI LRG constraint at  $z_{\text{eff}} = 0.51$ , the data shows excellent agreement with the corresponding Planck- $\Lambda$ CDM confidence interval in red.

From Table I, there are essentially two features to highlight. First, the LRG data at  $z_{\text{eff}} = 0.51$  leads to a surprisingly large value of  $\Omega_m$  that is discrepant with the Planck value  $\Omega_m = 0.315 \pm 0.007$  [14] at the  $\sim 2.1\sigma$  level. It is difficult to interpret this result, as it is also at odds with the Pantheon+ SNe constraint  $\Omega_m = 0.334 \pm 0.018$  [15] at the  $\sim 2\sigma$  level.<sup>1</sup>

<sup>1</sup>The relatively large LRG  $\Omega_m$  errors mean that doubling the  $\Omega_m$  error

Note, SNe samples typically have low effective redshifts of  $z_{\text{eff}} \sim 0.3$ . Thus, in contrast to Planck versus DESI LRG, where one has observables at different redshifts, Pantheon+ versus DESI LRG, is a disagreement in an overlapping redshift range. While an unexpectedly large  $\Omega_m$  may arise as a fluctuation in data, DESI has confirmed that the constraint in that redshift range is consistent with SDSS [11]. In particular, DESI reports a greater difference for the  $z_{\text{eff}} = 0.71$  LRG sample, but this can be attributed to the smaller errors, which are evident in Fig. 1. However, comparison to Fig. 5 of [19], reveals that the inferred  $\Omega_m$  value at  $z_{\text{eff}} \sim 0.5$  has shifted upwards from  $\Omega_m \sim 0.35$  in SDSS [20, 21] to  $\Omega_m \sim 0.65$  in DESI results, whereas the inferred  $\Omega_m$  at  $z_{\text{eff}} \sim 0.7$  has shifted downwards from  $\Omega_m \sim 0.5$  in SDSS to  $\Omega_m \sim 0.2$  in DESI results. Given these observations, it is difficult to preclude a statistical fluctuation either in SDSS or DESI data. Interestingly, DES also reports a  $D_M/r_d$  constraint at  $z_{\text{eff}} = 0.85$ , which in agreement with DESI LRG at  $z_{\text{eff}} = 0.71$  is  $\sim 2\sigma$  lower than the standard model [22].

tracer	$z_{\text{eff}}$	$H_0 r_d$ [100 km/s]	$\Omega_m$
LRG	0.51	$88.34^{+5.66}_{-4.75}$	$0.668^{+0.180}_{-0.169}$
LRG	0.71	$109.36^{+6.08}_{-6.08}$	$0.219^{+0.087}_{-0.069}$
LRG+ELG	0.93	$102.17^{+4.10}_{-4.02}$	$0.276^{+0.053}_{-0.047}$
ELG	1.32	$97.78^{+7.65}_{-8.02}$	$0.345^{+0.109}_{-0.078}$
Ly $\alpha$ QSO	2.33	$92.79^{+7.60}_{-7.46}$	$0.375^{+0.088}_{-0.069}$

TABLE I. 68% confidence intervals from DESI anisotropic BAO constraints at effective redshift  $z_{\text{eff}}$ .

The second feature of interest is an increasing  $\Omega_m$ /decreasing  $H_0 r_d$  with effective redshift beyond the anomalous LRG constraint. The trend is evident in Fig. 1 and Table I. This trend is expected if observations of similar trends in strong lensing time delay, both lensed QSOs [23–25] and SNe [26, 27],<sup>2</sup> Type Ia SNe [19, 29–33] (see also [34–36] for related discussions), observational Hubble data (OHD) [30, 37], combinations of OHD and SNe [30, 38], GRBs [39], and standardisable QSOs [19, 30, 40–45] hold up. These observations support a late Universe resolution to  $\Lambda$ CDM tensions [46].

As an aside, there is a growing body of work in the literature either questioning [47–51] or improving the Risaliti-Lusso standardisable QSO prescription [43, 52, 53]. Nevertheless, despite the corrections imposed on the QSO data, residual evolution of the  $\Omega_m$  parameter is still reported [52–54]. Moreover, DES SNe have a higher effective redshift [17], so the

from CMB to SNe, while shifting the central value upwards, has little bearing on the statistical significance of the disagreement.

<sup>2</sup>The claim is particularly clear from Fig. 5 of [27] (see also [28]), where it is evident that the error bars of  $H_0$  determined from SN Refsdal and SN H0pe do not overlap, placing the disagreement at  $\sim 1.5\sigma$ . Note that SN H0pe has a lens redshift of  $z = 0.35$ , whereas the lens redshift of SN Refsdal is  $z = 0.54$ , thereby making Fig. 5 of [27] consistent with the descending trend of  $H_0$  with lens redshift reported originally in Wong et al. [23] (see appendix).

larger  $\Omega_m$  value is consistent with these observations. Going beyond established probes such as SNe, QSOs [40, 41] and GRBs [55–61] calibrated by SNe, may also return larger values of  $\Omega_m$  at higher redshifts.<sup>3</sup> Returning to the main point, if not for the LRG  $\Omega_m$  constraint at  $z_{\text{eff}} = 0.51$ , one could add the four highest redshift DESI constraints from Fig. 1 to the corroborating support for the increasing  $\Omega_m$ /decreasing  $H_0$  trend.

$z$	$H_0 r_d$ [100 km/s]	$\Omega_m$
$0.1 < z < 0.6$	$96.13^{+3.81}_{-3.94}$	$0.459^{+0.120}_{-0.098}$
$0.6 < z < 1.1$	$106.82^{+3.09}_{-3.08}$	$0.231^{+0.036}_{-0.033}$
$1.1 < z < 4.16$	$98.59^{+4.29}_{-4.27}$	$0.324^{+0.044}_{-0.038}$

TABLE II. 68% confidence intervals from DESI anisotropic and isotropic BAO binned by redshift. From bin 1 to bin 2  $\Omega_m$  shifts downwards by  $\sim 2.2\sigma$  and from bin 2 to bin 3  $\Omega_m$  shifts upwards by  $\sim 1.8\sigma$ .

To assess the statistical significance of the increasing  $\Omega_m$ /decreasing  $H_0 r_d$  trend at higher redshifts, as well as the impact of the DESI constraint at  $z_{\text{eff}} = 0.51$ , we introduce the remaining two isotropic BAO constraints from Table 1 of the DESI paper [11]. The corresponding 68% confidence intervals are shown in Table II in redshift bins, where it is evident that  $\Omega_m$  starts off high at lower redshifts, decreases at intermediate redshifts, before increasing again at larger redshifts. The statistical significance of the shifts in the  $\Omega_m$  parameter are  $\sim 2.2\sigma$  and  $\sim 1.8\sigma$ , respectively. We explored replacing DESI constraints with SDSS constraints [21] while avoiding data overlap, but failed to find shifts as pronounced. As DESI is designed to produce a much larger number of constraints at a wide range of redshifts [62], it will be important to revisit these two features with future data releases. Note, at  $\sim 2\sigma$  one can of course ignore these results, but it is well established that matter density is approximately 30% in the  $\Lambda$ CDM Universe. This now comes with the caveat that there is a corner of the Universe probed by DESI where matter density is 65%; the inconsistency is striking.

Before moving on, we revisit Fig. 3 of [11] to comment on the discrepancies with Planck,  $\Omega_m = 0.315 \pm 0.007$  [14], Pantheon+,  $\Omega_m = 0.334 \pm 0.018$  [15], Union3,  $\Omega_m = 0.356^{+0.028}_{-0.026}$  [16], and DES,  $\Omega_m = 0.352 \pm 0.017$  [17], data sets. Once again, we use all the data, both anisotropic and isotropic BAO constraints. For all constraints in Table 1 of [11] we find  $\Omega_m = 0.290^{+0.015}_{-0.014}$ . This agrees well with our best fit or maximum likelihood estimator (MLE) of  $\Omega_m = 0.289$ . Note, the central value we find is slightly lower than Table 3 of the DESI paper [11]. This sets the disagreement with Planck, Pantheon+, Union3 and DES at  $\sim 1.5\sigma$ ,  $\sim 1.9\sigma$ ,  $\sim 2.2\sigma$  and  $\sim 2.7\sigma$ , respectively. While all disagreements are below a  $3\sigma$  threshold, they are serious enough that further study is warranted. It is fitting to recall the claim originally made in [19]

<sup>3</sup>This could be mundanely due to large scatter in the data and not due to any variation in the  $\Lambda$ CDM parameters. One can separate these two possibilities by comparing to SNe in overlapping redshift regimes [19].

that the fitting parameter  $\Omega_m$  is not a constant and evolves, or more precisely increases, with effective redshift.

Finally, we remove the LRG constraint at  $z_{\text{eff}} = 0.51$ . Doing so, we expect the  $\Omega_m$  value to decrease, and it does to  $\Omega_m = 0.287^{+0.016}_{-0.015}$  with an MLE of  $\Omega_m = 0.286$ . Overall, the shift downwards is not pronounced, and the error inflates, but this increases the tension with DES to  $\sim 2.8\sigma$ . Evidently, the working assumption that  $\Omega_m$  is a constant in the  $\Lambda$ CDM Universe is under pressure at close to  $3\sigma$ . This needs to be put in context. Given  $H_0$  tension, a problem in background cosmology,<sup>4</sup> and  $S_8 = \sigma_8 \sqrt{\Omega_m/0.3}$  tension, a seemingly perturbative problem, it is important to recognise that both these problems can be related provided we find a discrepancy in  $\Omega_m$  [6]. The reason being that  $H_0$  is correlated with  $\Omega_m$  at the background level in the late Universe and  $S_8$  clearly depends on  $\Omega_m$ . If  $\Omega_m$  is not a constant in the  $\Lambda$ CDM model, then  $H_0$  and  $S_8$  tensions are symptoms of the same underlying problem.

## B. A second look

In this section we adopt complementary methodology following [19]. This provides an independent check on the results from anisotropic BAO in Table I. The basic idea is to employ the fact that the ratio

$$\frac{D_M/r_d}{D_H/r_d} = E(z) \int_0^z \frac{1}{E(z')} dz', \quad (2)$$

only depends on  $\Omega_m$  in the  $\Lambda$ CDM model for which  $E(z) = \sqrt{1 - \Omega_m + \Omega_m(1+z)^3}$ .

Eq. (2) allows one to numerically solve for  $\Omega_m$ .<sup>5</sup> To incorporate the errors, one employs the 68% confidence intervals and the correlation  $r$  to construct a  $2 \times 2$  covariance matrix for each effective redshift. From the covariance matrix, one randomly generates a large number (approx. 10,000) of  $(D_M/r_d, D_H/r_d)$  pairs in a multivariate normal distribution. For each pair  $(D_M/r_d, D_H/r_d)$ , one solves the right hand side of (2) for  $\Omega_m$ . This builds up a distribution of  $\Omega_m$  values from which one extracts the mean and the 68% confidence intervals in Table III. More precisely, we determine the 68% confidence interval by identifying the 15.9 and 84.1 percentiles. Throughout we assume that the  $\Omega_m$  distribution is Gaussian, but as is evident from the errors in Table III, and Fig. 2, this is not a bad approximation<sup>6</sup>. The main take-away is that Table I and Table III show excellent agreement in central values and errors. From the outset, this may not have been expected as (2) removes all dependence on  $H_0 r_d$ , so one is only constraining  $\Omega_m$ . Smaller errors may have been expected, but this was not the case.

<sup>4</sup> $H_0 = H(z=0)$  is determined by extrapolating the Hubble parameter, itself a solution to the Einstein equations, from low redshifts to  $z=0$ .

<sup>5</sup>We check solutions to a precision of  $10^{-10}$  by reinserting the solution in (2).

<sup>6</sup>In principle, for non-Gaussian posteriors one may fit a different distribution and this has a bearing on the errors [63]. Here we expect any difference to be small.

tracer	$z_{\text{eff}}$	$\Omega_m$
LRG	0.51	$0.652^{+0.212}_{-0.169}$
LRG	0.71	$0.210^{+0.082}_{-0.068}$
LRG+ELG	0.93	$0.268^{+0.052}_{-0.045}$
ELG	1.32	$0.330^{+0.101}_{-0.076}$
Lyman- $\alpha$ QSO	2.33	$0.362^{+0.084}_{-0.066}$

TABLE III. 68%  $\Omega_m$  confidence intervals from DESI anisotropic BAO constraints at effective redshift  $z_{\text{eff}}$  using Eq. (2).

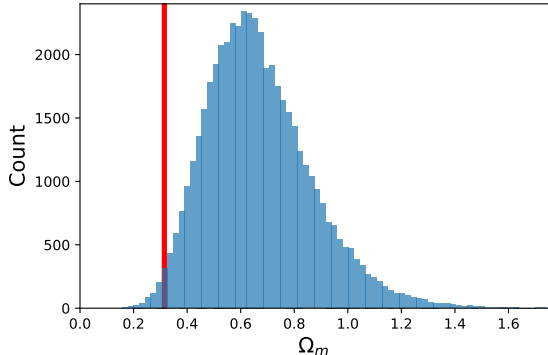


FIG. 2. Distribution of 50,000  $\Omega_m$  values at  $z_{\text{eff}} = 0.51$  alongside Planck constraints  $\Omega_m = 0.315 \pm 0.007$  in red. The probability of finding an  $\Omega_m$  value within the Planck  $1\sigma$  confidence interval or lower is  $p = 0.015$  corresponding to  $2.2\sigma$ .

Using Eq. (2) we revisit the anomaly in LRG data evident in Fig. 2. We increase the number of configurations to 50,000, where we find a probability of  $p = 0.0147$  of getting a value lower than  $\Omega_m = 0.322$ , the upper bound on the Planck 68% confidence intervals. This places the disagreement in  $\Omega_m$  at no less than  $2.2\sigma$ .

### III. $w_0w_a$ CDM MODEL

From Fig. 1 and Fig. 2 it is clear that LRG data at  $z_{\text{eff}} = 0.51$  disagrees with the Planck- $\Lambda$ CDM model at the  $\geq 2\sigma$  level. Moreover, as explained earlier, this constraint on  $\Omega_m$  also disagrees with Pantheon+ [15] at the  $\sim 2\sigma$  level, despite Type Ia SNe being most sensitive to comparable redshift ranges. As emphasised, this disagreement between DESI and Pantheon+ SNe, and more generally any SNe data set, since all closely agree on  $\Omega_m \sim 0.3$  at lower redshifts, warrants further exploration. That point aside, while DESI constraints on the  $w$ CDM model from Table 3 of [11] are consistent with a cosmological constant interpretation ( $w = -1$ ) within  $1\sigma$ , fits of the  $w_0w_a$ CDM model leads to a different conclusion that  $w = w_0 > -1$  is preferred at in excess of  $2\sigma$ . This overestimates the significance as the  $w_a$  parameter is poorly constrained and this necessitates combining DESI with CMB and SNe.

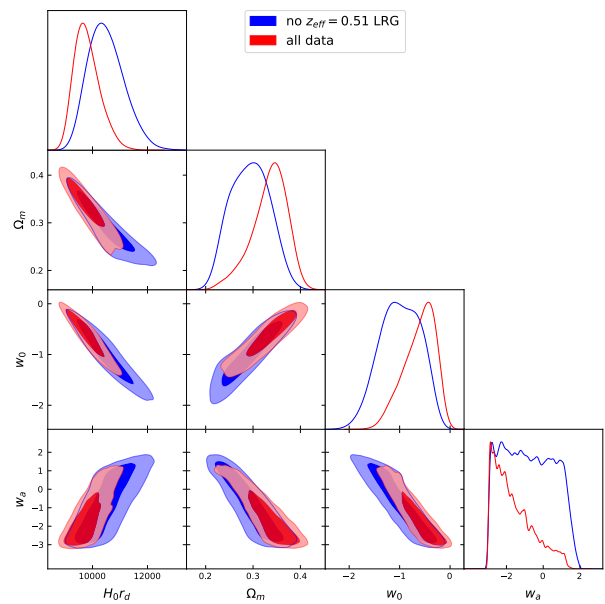


FIG. 3.  $w_0w_a$ CDM model with and without LRG data at  $z_{\text{eff}} = 0.51$ . Any hint of dynamical DE, in particular  $w_0 > -1$ , in DESI data is driven by LRG data. We acknowledge use of *GetDist* [64].

We demonstrate here that this deviation from  $\Lambda$ CDM is driven by LRG data at  $z_{\text{eff}} = 0.51$ . This is acknowledged in the DESI paper [11], so our goal here is to provide independent confirmation. We employ MCMC with uniform DESI priors,  $w_0 \in [-3, 1]$ ,  $w_a \in [-3, 2]$  and  $w_0 + w_a < 0$ . The key point is that if data prefers the  $w_0w_a$ CDM model over  $\Lambda$ CDM, then changes in the  $\Lambda$ CDM parameters with effective (or binned) redshift must be evident in the  $\Lambda$ CDM model. In Fig. 3 we confirm that removing the most striking deviation from Planck- $\Lambda$ CDM behaviour in Fig. 1 returns  $w_0$  to  $w_0 \sim -1$ . We remark that one can clearly see the effect of DESI priors, especially the  $w_a$  and  $w_0 + w_a$  priors, on confidence intervals in the  $(w_0, w_a)$ -plane;  $w_a$  is poorly constrained without external data.

Concretely, we find  $w_0 = -0.560^{+0.266}_{-0.384}$  with the anomalous LRG data and  $w_0 = -0.984^{+0.427}_{-0.422}$  without. Evidently,  $w_a$  is pushed to large negative values that are beyond the priors to accommodate  $w_0 > -1$  (see also comments in [65]). Unsurprisingly, it has recently been shown that relaxing the  $w_a$  priors drives  $w_0$  to a larger value,  $w_0 \sim 1$  [66], which is inconsistent with late-time accelerated expansion requiring  $w(z) < -\frac{1}{3}$ . This underscores that the  $w_0w_a$ CDM model is poorly constrained with DESI data alone. Nevertheless, neglecting the LRG data, DESI shows excellent agreement with Planck- $\Lambda$ CDM. One concludes that any hint of dynamical DE in DESI data is driven by the LRG data. Moreover, one also concludes that the strong significances for dynamical DE quoted in the DESI paper when DESI is combined with CMB and SNe, rest at least in part on an inconsistency between BAO and SNe at lower redshifts,  $z_{\text{eff}} \sim 0.5$ . Without understanding the origin of this disagreement, claims of dynamical DE are premature.

#### IV. DISCUSSION

With its own data DESI has reported hints [11] of a preference for an evolving DE equation of state in the  $w_0w_a$ CDM model. As explained in the original paper, and confirmed here in Fig. 1 and Fig. 3, the preference for  $w_0 > -1$  can be traced to the LRG data with  $z_{\text{eff}} = 0.51$ . While the tension with Planck- $\Lambda$ CDM is only at the  $\sim 2\sigma$  level, translated into more familiar  $\Lambda$ CDM parameters, DESI LRG data at  $z_{\text{eff}} = 0.51$  favours a  $\Omega_m \sim 0.65$  best fit. This places DESI LRG constraints at odds not only with Planck, but also with multiple Type Ia SNe samples [15–17], where it should be stressed that the effective redshift is not dissimilar; SNe samples are typically biased to lower redshifts. Given that SDSS and DESI constraints agree [11], it should come as no surprise that SDSS also prefers larger  $\Omega_m$  in the same range [19] (see Fig. 5), but admittedly not quite as large. Shifts in the  $\Omega_m$  values between SDSS and DESI constraints are evident at lower redshifts, which systematics aside hint at statistical fluctuations in the data.

Arguably the great success of the  $\Lambda$ CDM model is that CMB, BAO and SNe agree that the Universe is 70% dark energy,  $\Omega_m \sim 0.3$ . In cosmology, physics must be supported by multiple observables, otherwise one is looking at statistical fluctuations or observational systematics, here either in LRG constraints at  $z_{\text{eff}} = 0.51$  or in 3 SNe samples.<sup>7</sup> This is the main take-away message from this letter. Of course, one can draw comparisons in the behaviour of the  $w_0w_a$ CDM model, but care is required to make sure one is seeing consistent deviations from  $\Lambda$ CDM in independent observables in the same redshift ranges, otherwise claims of new physics are not compelling, no matter what interest is generated [67–72].

As is evident from Table II, even in DESI data confronted to the  $\Lambda$ CDM model, shifts of  $\sim 2\sigma$  are evident in  $\Omega_m$  as the data is binned. Concretely,  $\Omega_m$  decreases with effective redshift before increasing again.  $H_0r_d$  is anti-correlated with  $\Omega_m$ , so it increases and decreases again. Historically, Type Ia SNe samples have shown similar trends [73, 74], but this is not overly surprising given that large SNe samples are typically compiled from different surveys. As the number of surveys grows, observational systematics become a greater concern. Nevertheless, in recent years, the Pantheon+ sample has

been demonstrated to largely return consistent  $\Omega_m$  values [15], provided one neglects high redshift SNe [33]. In the case of DESI, one is looking at a single survey, but multiple tracers.

The big picture here is that persistent  $\Lambda$ CDM tensions, most notably discrepancies in  $H_0$  and  $S_8 = \sigma_8 \sqrt{\Omega_m/0.3}$  [1–3], assuming they are physical in origin, demand that the  $\Lambda$ CDM model breaks down through cosmological (fitting) parameters that change with effective redshift [4, 5].<sup>8</sup> In support, observations of decreasing  $H_0$ /increasing  $\Omega_m$  values with increasing effective redshift have been reported in a host of observables [19, 23–27, 29–33, 37–41, 45]. If substantiated, these findings point to a breakdown of the  $\Lambda$ CDM model at the *background level* in the late Universe. Coincidentally, observations also exist to localise  $S_8$  tension, an apparent problem *at the perturbative level*, to the late Universe,  $z \lesssim 2$  [78–81]. See [6] for a review of the science case supporting redshift evolution of  $\Lambda$ CDM parameters.

The situation is finely balanced. DESI has started data releases and constraints are expected to improve in coming years [62]. If the anomaly in LRG data at  $z_{\text{eff}} = 0.51$  persists, then BAO and CMB+SNe, and potentially even CMB and SNe [17], are at odds on  $\Omega_m$ . On the flip side, if improved data quality decreases the tension with Planck, Pantheon+ etc, it is plausible that the decreasing  $\Omega_m$ /increasing  $H_0r_d$  trend at lower redshifts disappears leaving an increasing  $\Omega_m$ /decreasing  $H_0$  that is seen elsewhere.

#### ACKNOWLEDGMENTS

We thank Santiago Avila, Sunny Vagnozzi and Deng Wang for interesting discussions. DS is partially supported by the US National Science Foundation, under Grants No. PHY-2014021 and PHY-2310363. MMSHJ would like to acknowledge SarAmadan grant INSF No. 4026712 and ICTP HECAP section where this project was carried out. M.G. acknowledge the support of Division of Science at NAOJ. SP would like to acknowledge the support of the Iran National Science Foundation (INSF) for the research funding provided under project No. 4024802. This article/publication is based upon work from COST Action CA21136 – “Addressing observational tensions in cosmology with systematics and fundamental physics (CosmoVerse)”, supported by COST (European Cooperation in Science and Technology).

[1] E. Di Valentino, O. Mena, S. Pan, L. Visinelli, W. Yang, A. Melchiorri, D. F. Mota, A. G. Riess and J. Silk, “In the realm of the

<sup>7</sup>These samples are not fully independent, so it is not implausible that systematics persist in SNe. Pantheon+ and Union3 share  $\sim 1360$  SNe, while Pantheon+ and DES share 196 SNe.

<sup>8</sup>One could argue that  $S_8$  is a scale problem, e. g. [75, 76], but this cannot resolve the statistically more significant  $H_0$  tension problem. Moreover, shifts in  $S_8$  due to changes in scale appear too small to resolve  $S_8$  tension [77].

Hubble tension: a review of solutions,” *Class. Quant. Grav.* **38** (2021) no.15, 153001 [arXiv:2103.01183 [astro-ph.CO]].

[2] L. Perivolaropoulos and F. Skara, “Challenges for  $\Lambda$ CDM: An update,” *New Astron. Rev.* **95** (2022), 101659 [arXiv:2105.05208 [astro-ph.CO]].

[3] E. Abdalla, G. Franco Abellán, A. Aboubrahim, A. Agnello, O. Akarsu, Y. Akrami, G. Alestas, D. Aloni, L. Amendola and L. A. Anchordoqui, *et al.* “Cosmology intertwined: A review of the particle physics, astrophysics, and cosmology associated with the cosmological tensions and anomalies,” *JHEAp* **34** (2022), 49-211 [arXiv:2203.06142 [astro-ph.CO]].

- [4] C. Krishnan, E. Ó Colgáin, M. M. Sheikh-Jabbari and T. Yang, “Running Hubble Tension and a H0 Diagnostic,” *Phys. Rev. D* **103** (2021) no.10, 103509 [arXiv:2011.02858 [astro-ph.CO]].
- [5] C. Krishnan and R. Mondol, “ $H_0$  as a Universal FLRW Diagnostic,” [arXiv:2201.13384 [astro-ph.CO]].
- [6] Ö. Akarsu, E. Ó Colgáin, A. A. Sen and M. M. Sheikh-Jabbari, “ $\Lambda$ CDM Tensions: Localising Missing Physics through Consistency Checks,” [arXiv:2402.04767 [astro-ph.CO]].
- [7] D. J. Eisenstein *et al.* [SDSS], “Detection of the Baryon Acoustic Peak in the Large-Scale Correlation Function of SDSS Luminous Red Galaxies,” *Astrophys. J.* **633** (2005), 560-574 [arXiv:astro-ph/0501171 [astro-ph]].
- [8] S. Cole *et al.* [2dFGRS], “The 2dF Galaxy Redshift Survey: Power-spectrum analysis of the final dataset and cosmological implications,” *Mon. Not. Roy. Astron. Soc.* **362** (2005), 505-534 [arXiv:astro-ph/0501174 [astro-ph]].
- [9] A. G. Adame *et al.* [DESI], “DESI 2024 III: Baryon Acoustic Oscillations from Galaxies and Quasars,” [arXiv:2404.03000 [astro-ph.CO]].
- [10] A. G. Adame *et al.* [DESI], “DESI 2024 IV: Baryon Acoustic Oscillations from the Lyman Alpha Forest,” [arXiv:2404.03001 [astro-ph.CO]].
- [11] A. G. Adame *et al.* [DESI], “DESI 2024 VI: Cosmological Constraints from the Measurements of Baryon Acoustic Oscillations,” [arXiv:2404.03002 [astro-ph.CO]].
- [12] M. Chevallier and D. Polarski, “Accelerating universes with scaling dark matter,” *Int. J. Mod. Phys. D* **10** (2001), 213-224 [arXiv:gr-qc/0009008 [gr-qc]].
- [13] E. V. Linder, “Exploring the expansion history of the universe,” *Phys. Rev. Lett.* **90** (2003), 091301 [arXiv:astro-ph/0208512 [astro-ph]].
- [14] N. Aghanim *et al.* [Planck], “Planck 2018 results. VI. Cosmological parameters,” *Astron. Astrophys.* **641** (2020), A6 [erratum: *Astron. Astrophys.* **652** (2021), C4] [arXiv:1807.06209 [astro-ph.CO]].
- [15] D. Brout, D. Scolnic, B. Popovic, A. G. Riess, J. Zuntz, R. Kessler, A. Carr, T. M. Davis, S. Hinton and D. Jones, *et al.* “The Pantheon+ Analysis: Cosmological Constraints,” *Astrophys. J.* **938** (2022) no.2, 110 [arXiv:2202.04077 [astro-ph.CO]].
- [16] D. Rubin, G. Aldering, M. Betoule, A. Fruchter, X. Huang, A. G. Kim, C. Lidman, E. Linder, S. Perlmutter and P. Ruiz-Lapuente, *et al.* “Union Through UNITY: Cosmology with 2,000 SNe Using a Unified Bayesian Framework,” [arXiv:2311.12098 [astro-ph.CO]].
- [17] T. M. C. Abbott *et al.* [DES], “The Dark Energy Survey: Cosmology Results With  $\sim$ 1500 New High-redshift Type Ia Supernovae Using The Full 5-year Dataset,” [arXiv:2401.02929 [astro-ph.CO]].
- [18] D. Foreman-Mackey, D. W. Hogg, D. Lang and J. Goodman, “emcee: The MCMC Hammer,” *Publ. Astron. Soc. Pac.* **125** (2013), 306-312 [arXiv:1202.3665 [astro-ph.IM]].
- [19] E. Ó Colgáin, M. M. Sheikh-Jabbari, R. Solomon, G. Bargiacchi, S. Capozziello, M. G. Dainotti and D. Stojkovic, “Revealing intrinsic flat  $\Lambda$ CDM biases with standardizable candles,” *Phys. Rev. D* **106** (2022) no.4, L041301 [arXiv:2203.10558 [astro-ph.CO]].
- [20] S. Alam *et al.* [BOSS], “The clustering of galaxies in the completed SDSS-III Baryon Oscillation Spectroscopic Survey: cosmological analysis of the DR12 galaxy sample,” *Mon. Not. Roy. Astron. Soc.* **470** (2017) no.3, 2617-2652 [arXiv:1607.03155 [astro-ph.CO]].
- [21] S. Alam *et al.* [eBOSS], “Completed SDSS-IV extended Baryon Oscillation Spectroscopic Survey: Cosmological im-
- plications from two decades of spectroscopic surveys at the Apache Point Observatory,” *Phys. Rev. D* **103** (2021) no.8, 083533 [arXiv:2007.08991 [astro-ph.CO]].
- [22] T. M. C. Abbott *et al.* [DES], “Dark Energy Survey: A 2.1% Measurement of the Angular Baryonic Acoustic Oscillation Scale at Redshift  $z_{\text{eff}}=0.85$  from the Final Dataset,” [arXiv:2402.10696 [astro-ph.CO]].
- [23] K. C. Wong, S. H. Suyu, G. C. F. Chen, C. E. Rusu, M. Millon, D. Sluse, V. Bonvin, C. D. Fassnacht, S. Taubenberger and M. W. Auger, *et al.* “H0LiCOW – XIII. A 2.4 per cent measurement of H0 from lensed quasars: 5.3 $\sigma$  tension between early- and late-Universe probes,” *Mon. Not. Roy. Astron. Soc.* **498** (2020) no.1, 1420-1439 [arXiv:1907.04869 [astro-ph.CO]].
- [24] A. J. Shajib *et al.* [DES], “STRIDES: a 3.9 per cent measurement of the Hubble constant from the strong lens system DES J0408–5354,” *Mon. Not. Roy. Astron. Soc.* **494** (2020) no.4, 6072-6102 [arXiv:1910.06306 [astro-ph.CO]]. [arXiv:2009.06740]]
- [25] M. Millon, A. Galan, F. Courbin, T. Treu, S. H. Suyu, X. Ding, S. Birrer, G. C. F. Chen, A. J. Shajib and D. Sluse, *et al.* “TD-COSMO. I. An exploration of systematic uncertainties in the inference of  $H_0$  from time-delay cosmography,” *Astron. Astrophys.* **639** (2020), A101 [arXiv:1912.08027 [astro-ph.CO]].
- [26] P. L. Kelly, S. Rodney, T. Treu, M. Oguri, W. Chen, A. Zitrin, S. Birrer, V. Bonvin, L. Dessart and J. M. Diego, *et al.* “Constraints on the Hubble constant from supernova Refsdal’s reappearance,” *Science* **380** (2023) no.6649, abh1322 [arXiv:2305.06367 [astro-ph.CO]].
- [27] M. Pascale, B. L. Frye, J. D. R. Pierel, W. Chen, P. L. Kelly, S. H. Cohen, R. A. Windhorst, A. G. Riess, P. S. Kamienieski and J. M. Diego, *et al.* “SN H0pe: The First Measurement of  $H_0$  from a Multiply-Imaged Type Ia Supernova, Discovered by JWST,” [arXiv:2403.18902 [astro-ph.CO]].
- [28] X. Li and K. Liao, “Determining Cosmological-model-independent  $H_0$  with Gravitationally Lensed Supernova Refsdal,” [arXiv:2401.12052 [astro-ph.CO]].
- [29] M. G. Dainotti, B. De Simone, T. Schiavone, G. Montani, E. Rinaldi and G. Lambiase, “On the Hubble constant tension in the SNe Ia Pantheon sample,” *Astrophys. J.* **912** (2021) no.2, 150 [arXiv:2103.02117 [astro-ph.CO]].
- [30] E. Ó Colgáin, M. M. Sheikh-Jabbari, R. Solomon, M. G. Dainotti and D. Stojkovic, “Putting flat  $\Lambda$ CDM in the (Redshift) bin,” *Phys. Dark Univ.* **44** (2024), 101464 [arXiv:2206.11447 [astro-ph.CO]].
- [31] X. D. Jia, J. P. Hu and F. Y. Wang, “Evidence of a decreasing trend for the Hubble constant,” *Astron. Astrophys.* **674** (2023), A45 [arXiv:2212.00238 [astro-ph.CO]].
- [32] E. Pastén and V. H. Cárdenas, “Testing  $\Lambda$ CDM cosmology in a binned universe: Anomalies in the deceleration parameter,” *Phys. Dark Univ.* **40** (2023), 101224 [arXiv:2301.10740 [astro-ph.CO]].
- [33] M. Malekjani, R. M. Conville, E. Ó Colgáin, S. Pourojaghi and M. M. Sheikh-Jabbari, “On redshift evolution and negative dark energy density in Pantheon + Supernovae,” *Eur. Phys. J. C* **84** (2024) no.3, 317 [arXiv:2301.12725 [astro-ph.CO]].
- [34] J. Wagner, “Solving the Hubble tension à la Ellis & Stoeger 1987,” *PoS CORFU2022* (2023), 267 [arXiv:2203.11219 [astro-ph.CO]].
- [35] J. P. Hu and F. Y. Wang, “Revealing the late-time transition of  $H_0$ : relieve the Hubble crisis,” *Mon. Not. Roy. Astron. Soc.* **517** (2022) no.1, 576-581 [arXiv:2203.13037 [astro-ph.CO]].
- [36] M. Dainotti, B. De Simone, G. Montani, T. Schiavone, and G. Lambiase., “The Hubble constant tension: current status and future perspectives through new cosmological probes,”

- PoS **CORFU2022** (2023), 235 doi:10.22323/1.436.0235 [arXiv:2301.10572 [astro-ph.CO]].
- [37] M. G. Dainotti, B. De Simone, T. Schiavone, G. Montani, E. Rinaldi, G. Lambiase, M. Bogdan and S. Ugale, “On the Evolution of the Hubble Constant with the SNe Ia Pantheon Sample and Baryon Acoustic Oscillations: A Feasibility Study for GRB-Cosmology in 2030,” *Galaxies* **10** (2022) no.1, 24 [arXiv:2201.09848 [astro-ph.CO]].
- [38] C. Krishnan, E. Ó Colgáin, Ruchika, A. A. Sen, M. M. Sheikh-Jabbari and T. Yang, “Is there an early Universe solution to Hubble tension?,” *Phys. Rev. D* **102** (2020) no.10, 103525 [arXiv:2002.06044 [astro-ph.CO]].
- [39] M. G. Dainotti, G. Sarracino and S. Capozziello, “Gamma-ray bursts, supernovae Ia, and baryon acoustic oscillations: A binned cosmological analysis,” *Publ. Astron. Soc. Jap.* **74** (2022) no.5, 1095-1113-1113 [arXiv:2206.07479 [astro-ph.CO]].
- [40] G. Risaliti and E. Lusso, “Cosmological constraints from the Hubble diagram of quasars at high redshifts,” *Nature Astron.* **3** (2019) no.3, 272-277 [arXiv:1811.02590 [astro-ph.CO]].
- [41] E. Lusso, G. Risaliti, E. Nardini, G. Bargiacchi, M. Benetti, S. Bisogni, S. Capozziello, F. Civano, L. Eggleston and M. Elvis, *et al.* “Quasars as standard candles III. Validation of a new sample for cosmological studies,” *Astron. Astrophys.* **642** (2020), A150 [arXiv:2008.08586 [astro-ph.GA]].
- [42] Dainotti, M.G., Bargiacchi, G., Lenart, A.L., Nagataki, S. and Capozziello, S., *ApJ*, 950(1), id.45, 8 pp. (2023), Quasars: Standard Candles up to  $z=7.5$  with the Precision of Supernovae Ia [arXiv:2305.19668, [astro-ph.HE]].
- [43] M. G. Dainotti, G. Bargiacchi, A. L. Lenart, S. Capozziello, E. Ó Colgáin, R. Solomon, D. Stojkovic and M. M. Sheikh-Jabbari, “Quasar Standardization: Overcoming Selection Biases and Redshift Evolution,” *Astrophys. J.* **931** (2022) no.2, 106 [arXiv:2203.12914 [astro-ph.HE]].
- [44] G. Bargiacchi, M. G. Dainotti, S. Nagataki and S. Capozziello, “Gamma-Ray Bursts, Quasars, Baryonic Acoustic Oscillations, and Supernovae Ia: new statistical insights and cosmological constraints,” doi:10.1093/mnras/stad763 [arXiv:2303.07076 [astro-ph.CO]].
- [45] S. Pourojaghi, N. F. Zabihi and M. Malekjani, “Can high-redshift Hubble diagrams rule out the standard model of cosmology in the context of cosmography?,” *Phys. Rev. D* **106** (2022) no.12, 123523 [arXiv:2212.04118 [astro-ph.CO]].
- [46] S. Vagnozzi, “Seven Hints That Early-Time New Physics Alone Is Not Sufficient to Solve the Hubble Tension,” *Universe* **9** (2023) no.9, 393 [arXiv:2308.16628 [astro-ph.CO]].
- [47] N. Khadka and B. Ratra, “Using quasar X-ray and UV flux measurements to constrain cosmological model parameters,” *Mon. Not. Roy. Astron. Soc.* **497** (2020) no.1, 263-278 [arXiv:2004.09979 [astro-ph.CO]].
- [48] N. Khadka and B. Ratra, “Determining the range of validity of quasar X-ray and UV flux measurements for constraining cosmological model parameters,” *Mon. Not. Roy. Astron. Soc.* **502** (2021) no.4, 6140-6156 [arXiv:2012.09291 [astro-ph.CO]].
- [49] J. Singal, S. Mutchnick and V. Petrosian, “The X-Ray Luminosity Function Evolution of Quasars and the Correlation between the X-Ray and Ultraviolet Luminosities,” *Astrophys. J.* **932** (2022) no.2, 111 [arXiv:2203.13374 [astro-ph.CO]].
- [50] V. Petrosian, J. Singal and S. Mutchnick, “Can the Distance-Redshift Relation be Determined from Correlations between Luminosities?,” *Astrophys. J. Lett.* **935** (2022) no.1, L19 [arXiv:2205.07981 [astro-ph.CO]].
- [51] M. Zajaček, B. Czerny, N. Khadka, M. L. Martínez-Aldama, R. Prince, S. Panda and B. Ratra, “Effect of extinction on quasar luminosity distances determined from UV and X-ray flux measurements,” [arXiv:2305.08179 [astro-ph.GA]].
- [52] Dainotti, M., Biargiacchi, A. Lenart & S. Capozziello ”The Scavenger Hunt for Quasar Samples to Be Used as Cosmological Tools”, *Galaxies*, 12, 1, id.4. [arXiv:2401.11998 [astro-ph.CO]].
- [53] M. G. Dainotti, A. L. Lenart, M. G. Yengejeh, S. Chakraborty, N. Fraija, E. Di Valentino and G. Montani, “A new binning method to choose a standard set of Quasars,” *Phys. Dark Univ.* **44** (2024), 101428 [arXiv:2401.12847 [astro-ph.HE]].
- [54] A. Ł. Lenart, G. Bargiacchi, M. G. Dainotti, S. Nagataki and S. Capozziello, “A Bias-free Cosmological Analysis with Quasars Alleviating  $H_0$  Tension,” *Astrophys. J. Suppl.* **264** (2023) no.2, 46 [arXiv:2211.10785 [astro-ph.CO]].
- [55] M. Demianski, E. Piedipalumbo, D. Sawant and L. Amati, “Cosmology with gamma-ray bursts: I. The Hubble diagram through the calibrated  $E_{p,i} - E_{iso}$  correlation,” *Astron. Astrophys.* **598** (2017), A112 [arXiv:1610.00854 [astro-ph.CO]].
- [56] M. Demianski, E. Piedipalumbo, D. Sawant and L. Amati, *Astron. Astrophys.* **598** (2017), A113 [arXiv:1609.09631 [astro-ph.CO]].
- [57] M. G. Dainotti, A. Ł. Lenart, A. Chraya, G. Sarracino, S. Nagataki, N. Fraija, S. Capozziello and M. Bogdan, “The Gamma-ray Bursts fundamental plane correlation as a cosmological tool,” [arXiv:2209.08675 [astro-ph.HE]].
- [58] N. Khadka, O. Luongo, M. Muccino and B. Ratra, “Do gamma-ray burst measurements provide a useful test of cosmological models?,” *JCAP* **09** (2021), 042 [arXiv:2105.12692 [astro-ph.CO]].
- [59] A. C. Alfano, S. Capozziello, O. Luongo and M. Muccino, “Cosmological transition epoch from gamma-ray burst correlations,” [arXiv:2402.18967 [astro-ph.CO]].
- [60] Dainotti, Cardone, Capozziello, ”A time-luminosity correlation for  $\gamma$ -ray bursts in the X-rays”, *MNRASL*, 391, 1, L79. [arXiv:arXiv:0809.1389]
- [61] Srinivasaragan et al. ”On the Investigation of the Closure Relations for Gamma-Ray Bursts Observed by Swift in the Post-plateau Phase and the GRB Fundamental Plane”, *ApJ*, 903, 1, id.18, 15
- [62] A. Aghamousa *et al.* [DESI], “The DESI Experiment Part I: Science, Targeting, and Survey Design,” [arXiv:1611.00036 [astro-ph.IM]].
- [63] M. G. Dainotti, G. Bargiacchi, M. Bogdan, A. Ł. Lenart, K. Iwasaki, S. Capozziello, B. Zhang and N. Fraija, “Reducing the Uncertainty on the Hubble Constant up to 35% with an Improved Statistical Analysis: Different Best-fit Likelihoods for Type Ia Supernovae, Baryon Acoustic Oscillations, Quasars, and Gamma-Ray Bursts,” *Astrophys. J.* **951** (2023) no.1, 63 [arXiv:2305.10030 [astro-ph.CO]].
- [64] A. Lewis, “GetDist: a Python package for analysing Monte Carlo samples,” [arXiv:1910.13970 [astro-ph.IM]].
- [65] M. Cortês and A. R. Liddle, “Interpreting DESI’s evidence for evolving dark energy,” [arXiv:2404.08056 [astro-ph.CO]].
- [66] D. Wang, “The Self-Consistency of DESI Analysis and Comment on ”Does DESI 2024 Confirm  $\Lambda$ CDM?,” [arXiv:2404.13833 [astro-ph.CO]].
- [67] Y. Tada and T. Terada, “Quintessential interpretation of the evolving dark energy in light of DESI,” [arXiv:2404.05722 [astro-ph.CO]].
- [68] G. Gu, X. Wang, X. Mu, S. Yuan and G. B. Zhao, “Dynamical dark energy in light of cosmic distance measurements I: a demonstration using simulated datasets,” [arXiv:2404.06303 [astro-ph.CO]].

- [69] X. Wang, G. Gu, X. Mu, S. Yuan and G. B. Zhao, “Dynamical dark energy in light of cosmic distance measurements II: a study using current observations,” [arXiv:2404.06310 [astro-ph.CO]].
- [70] D. Wang, “Constraining Cosmological Physics with DESI BAO Observations,” [arXiv:2404.06796 [astro-ph.CO]].
- [71] O. Luongo and M. Muccino, “Model independent cosmographic constraints from DESI 2024,” [arXiv:2404.07070 [astro-ph.CO]].
- [72] W. Yin, “Cosmic Clues: DESI, Dark Energy, and the Cosmological Constant Problem,” [arXiv:2404.06444 [hep-ph]].
- [73] E. Ó Colgáin, “A hint of matter underdensity at low  $z$ ?,” JCAP **09** (2019), 006 [arXiv:1903.11743 [astro-ph.CO]].
- [74] L. Kazantzidis, H. Koo, S. Nesseris, L. Perivolaropoulos and A. Shafieloo, “Hints for possible low redshift oscillation around the best-fitting  $\Lambda$ CDM model in the expansion history of the Universe,” Mon. Not. Roy. Astron. Soc. **501** (2021) no.3, 3421-3426 [arXiv:2010.03491 [astro-ph.CO]].
- [75] A. Amon and G. Efstathiou, “A non-linear solution to the  $S_8$  tension?,” doi:10.1093/mnras/stac2429 [arXiv:2206.11794 [astro-ph.CO]].
- [76] C. Preston, A. Amon and G. Efstathiou, “A non-linear solution to the  $S_8$  tension– II. Analysis of DES Year 3 cosmic shear,” Mon. Not. Roy. Astron. Soc. **525** (2023) no.4, 5554-5564 [arXiv:2305.09827 [astro-ph.CO]].
- [77] R. Terasawa, X. Li, M. Takada, T. Nishimichi, S. Tanaka, S. Sugiyama, T. Kurita, T. Zhang, M. Shirasaki and R. Takahashi, *et al.* “Exploring the baryonic effect signature in the Hyper Suprime-Cam Year 3 cosmic shear two-point correlations on small scales: the  $S_8$  tension remains present,” [arXiv:2403.20323 [astro-ph.CO]].
- [78] M. Esposito, V. Iršič, M. Costanzi, S. Borgani, A. Saro and M. Viel, “Weighing cosmic structures with clusters of galaxies and the intergalactic medium,” Mon. Not. Roy. Astron. Soc. **515** (2022) no.1, 857-870 [arXiv:2202.00974 [astro-ph.CO]].
- [79] S. A. Adil, Ö. Akarsu, M. Malekjani, E. Ó Colgáin, S. Pourrajahi, A. A. Sen and M. M. Sheikh-Jabbari, “ $S_8$  increases with effective redshift in  $\Lambda$ CDM cosmology,” Mon. Not. Roy. Astron. Soc. **528** (2023) no.1, L20-L26 [arXiv:2303.06928 [astro-ph.CO]].
- [80] M. S. Madhavacheril *et al.* [ACT], “The Atacama Cosmology Telescope: DR6 Gravitational Lensing Map and Cosmological Parameters,” Astrophys. J. **962** (2024) no.2, 113 [arXiv:2304.05203 [astro-ph.CO]].
- [81] I. Tutusaus, C. Bonvin and N. Grimm, “First measurement of the Weyl potential evolution from the Year 3 Dark Energy Survey data: Localising the  $\sigma_8$  tension,” [arXiv:2312.06434 [astro-ph.CO]].