
DEEP LEARNING FOR TRAFFIC FLOW PREDICTION USING CELLULAR AUTOMATA-BASED MODEL AND CNN-LSTM ARCHITECTURE

Zhaohui Yang
zhaohuiyang@google.com

Kshitij Jerath
Kshitij_Jerath@uml.edu

March 28, 2024

ABSTRACT

Recent works have attempted to use deep learning to predict future states of traffic flow, but have met with mixed results. These approaches face two key challenges. First, training deep learning neural networks requires large amounts of training data which are not yet easily available for traffic flow systems. Second, even when data is available, the neural networks require access to historical data that covers most possible traffic flow dynamics to successfully predict future traffic states. Specifically, these deep learning approaches do not fully leverage domain-knowledge about traffic flow dynamics, despite a significant existing knowledge-base. In this work, we propose to solve both issues using a Convolutional Neural Network (CNNs) with Long Short Term Memory (LSTM) deep learning architecture to successfully predict traffic flow, while leveraging a cellular automata-based statistical mechanics model of traffic flow to generate training and test data. Another major contribution of this paper is the insight that training data for a large traffic system can actually be sampled from the simulations of a much smaller traffic system. This is achieved through observing that the normalized energy distribution of the statistical mechanics model is scale invariant, which significantly eases the burden of data generation for large scale traffic systems. The resulting simulations indicate good agreement between the predicted and the true traffic flow dynamics.

1 Introduction

The ability to accurately and efficiently estimate future traffic states is a key component of controlling traffic flow and mitigating congestion, which is an important goal for the transportation research community. Fortunately, the combination of increased vehicular connectivity (which can generate real-time traffic condition updates), availability of increased computational power (which can process the incoming data streams), and progress in machine learning algorithms (which can extract knowledge patterns from the processed data), has resulted in the unique opportunity to make potentially usable predictions about future states of traffic flow, including congestion. However, the prediction of emergent dynamics in large-scale, self-organizing systems (such as congestion patterns in traffic flow) remains a challenging task, and significant work needs to be performed to achieve this goal [1][2].

Some prior works have relied on data-driven methods to predict future behaviors or system dynamics of large-scale systems such as traffic flow [3][4], expression in genetic networks [5], reliability and failure prediction [6], and prediction of atmospheric phenomena [7], to name just a few. These methods typically rely on model-free approaches such as neural networks which “learn” the underlying model from historical data to make predictions about future system states. These approaches have their roots in computer science-related disciplines, such as computer vision and natural language processing [8], using collected data to provide deeper insights into image and speech patterns and predict future system states [9]. More recently, deep learning methods have experienced significant success in accurately predicting complex dynamics in large-scale multi-agent systems, such as predicting opponent’s moves in the game of Go [10][11].

However, the behavior learned by data-driven approaches is limited by the amount of historical data that is available and may not capture the entire range of traffic flow dynamics. As opposed to these ‘model-free’ approaches for

predicting future traffic flow states, many modeling approaches, such as agent-based models [12][13], auto-regressive moving-average (ARMA) models [14][15] etc. can also be used to perform real-time or faster-than-real-time simulations to achieve a similar end. The key advantage of model-based approaches over data-driven approaches is the knowledge of model fidelity, i.e. the range of scenarios within which a specific model can be used is typically known. Among agent-based modeling approaches, cellular automata (CA)-based models have been known to capture traffic dynamics quite well and have been widely used in the transportation research community [16].

In the presented work, the authors present a physics-based statistical mechanics model that has is closely related to the CA family of traffic flow models, but has the additional advantage that its parameters can be interpreted as physical quantities (e.g. interaction energy) [17]. The presented model is used to run simulations, create large training and test datasets not typically possible for traditional data-driven approaches, and subsequently examine the efficacy of deep learning methods in predicting future traffic flow states. The presented work uses Convolutional Neural Networks (CNNs), which offer advantages in terms of selecting good features, and Long Short-Term Memory (LSTM) Networks, which are proven to have the ability to learn sequential data [18][19]. The presented deep learning method and CNN-LSTM architecture identifies patterns of traffic flow in the CA-based statistical mechanics model in both time and space, with the CNN being used to identify spatial patterns, and LSTM being used to determine temporal patterns, and is able to predict future traffic states to a reasonable degree.

The remainder of the paper is organized as follows: Section II discusses prior literature in the field of deep learning and its applications for traffic flow forecasting. Section III discusses the major components of the presented work, including the CA-based statistical mechanics model of traffic flow, and the deep learning methods used to predict future traffic states via model-based algorithmically generated datasets that capture a broad range of traffic flow dynamics. Section IV summarizes the results and provides some perspectives on the upcoming future work.

2 Literature review

2.1 Traffic Flow Prediction

Traffic flow prediction plays a significant role in the development of Intelligent Transportation Systems, which relies on accurate traffic forecasting to support the control and management over a wide range of traffic conditions. Approaches would be changing according to desired outputs, among which state of traffic networks at some specific location in terms of vehicle density, average speed is most common. Extensively used for long term predictions, model-based approaches have been well developed for decades, including:

1. **parametric approaches** like time-series-based predictions [20], Kalman filtering [21][22], Gaussian Maximum Likelihood [23], Cell Transmission Model [24], shock-wave model [25], Cellular Automata [16], and
2. **non-parametric approaches** like fuzzy neural approach [26], sequential learning [27] and Bayesian networks [28].

Parametric approaches in traffic state prediction often aim to achieve accurate forecasts by incorporating road conditions such as network topology, speed limits, and traffic signals to varying degrees[24][29]. Among these approaches, model order reduction (MOR) methods like proper orthogonal decomposition (POD), dynamic mode decomposition (DMD), and reduced order modeling (ROM) have gained attention for capturing the spatiotemporal dynamics inherent in dynamic systems[30][31], offering alternative perspectives on state prediction. For example, Yu[32] demonstrated the efficacy of mode decomposition in characterizing temporally neighboring fragments of traffic flow via state transition matrices while maintaining satisfactory predictive performance. Similarly, research work[33] highlighted the suitability of Singular Value Decomposition for short-term traffic flow prediction, showing consistent results with the original data trends and offering insights into real-time traffic system characteristics for planning, control, and optimization. These studies underscore the potential of MOR approaches in enhancing the scalability and efficiency of traffic state prediction models, facilitating deployment in intelligent transportation systems (ITS)[34]. However, while these approaches perform well under regular traffic variations, they may yield significant errors during emergent scenarios. To tackle such challenges, non-parametric approaches have garnered increasing attention, leading to the development of numerous models and algorithms to meet the growing demands for accurate traffic flow information. Additionally, a growing trend focuses on reducing model complexity and uncovering inherent patterns within the traffic data, even with limited observations [35][36].

Nowadays, data-based short term traffic predictions have been widely applied in industry to complement the active management of the road network through constant updates and assessments of road conditions [37]. Apparently a shift to data-driven approaches is observable in recent research works as well. When traffic sensors were deployed on road

networks with high time resolutions, information about traffic systems from various perspectives were contained in the ‘big data’ produced by the sensors. This type of approach assumes the current traffic states would share certain patterns with historical databases. Challenges in how to achieve the transition from shallow correlation to deep correlations under the data have remained unsolved until the emergence of neural networks [38].

2.2 Applications of Deep Learning for Predicting Traffic Flow States

Data-driven approaches have been widely implemented in traffic prediction as mentioned above, aided by the advancement in computational power that allows processing of ever larger datasets. Correspondingly, recent research on traffic prediction uses parameter regression, statistical estimations and deep neural network to predict future states of a vehicle or traffic from historical data [38][39]. Among these prior works, Convolutional Neural Network (CNN) have proven to perform well with regards to predicting traffic flow and density across different scenarios by using time-space diagrams as inputs [4]. Compared with other neural networks, CNNs are better capable of extracting spatial features contained in images [18], and can perhaps be used to detect spatiotemporal patterns in traffic flows as well. In addition to learning spatial interactions between neighboring sites in a CA-based traffic flow model, it is also important to recognize patterns in temporal sequences of data, i.e. time series of traffic flow as observed from a single spatial location or site [3]. For this purpose, the deep learning research community typically utilizes Recurrent Neural Networks (RNNs), which identify the functional dependence of the current hidden state h_t at time step t on a combination of the hidden state at the previous time step h_{t-1} and the input at the current time step x_t . Thus, RNNs typically possess loops which allow information to be passed from one time step to the next [40]. A major drawback of RNNs is that the temporal range of contextual information is limited and the Back-Propagation through time does not work properly due to vanishing or exploding gradients. Consequently, recent works have begun to examine Long Short-Term Memory (LSTM) which has proven to be a more suitable approach when dealing with sequential data [41].

Similar to the application of RNNs in natural language processing, the sequential data of spatial distributions in cellular automata models are correlated with neighboring sequences. In CA-based models, traffic states are updated recursively from the previous time step, and evolve along the temporal axis, and correlate well with the traffic dynamics in real life. LSTM neural networks, which contain loops to automatically preserve historical sequence information in its model structure, are able to capture the features relevant to time series within longer time span than traditional RNN [42].

However, most prior work directed towards predicting future traffic states from historical data is performed for fixed traffic scenarios and time periods. While these approaches provide reasonable accuracy within the narrow scope of application by using historical data, they do so by sacrificing robustness to environmental disturbances. Several key issues prove to be a detriment to widespread adoption of these purely data-driven approaches. First, these approaches lack portability of the ‘learned’ behavior to different scenarios and prediction time windows. Second, the over reliance on historical data creates onerous data collection, storage and processing requirements, to capture even simple traffic flow patterns. Finally, these approaches disregard the rich trove of traffic flow models that have been built, examined, and validated by the transportation research community over the course of nearly a century. This paper seeks to remedy these issues by capturing the spatial interactions as well as temporal correlations in cellular automata-based statistical mechanics traffic flow model using deep neural networks, which combines the advantages of model-based and data-driven approaches to create a rich data set of known, calibrated and verifiable traffic flow dynamics which can be used to predict future states using machine learning methods in a wide range of traffic scenarios over nearly-arbitrary time windows.

3 Deep learning in traffic prediction

In contrast to prior works on prediction of traffic flow states which primarily rely on historical data, the authors propose to begin by incorporating traffic flow models into the deep learning methodology to generate vast training and test data sets that can be modified for arbitrary traffic scenarios. The ability to self-generate data through simulations also increases the likelihood of observing all possible traffic dynamics, including those that are not recorded in real-world data sets due to costs and observation limitations associated with data collection. The next section discusses the CA-based statistical mechanics traffic flow model which incorporates vehicle interaction physics, and is used to generate the training and test datasets for deep learning.

3.1 CA-based Statistical Mechanics Model of Traffic Flow

Traditionally, traffic flow is modeled at one of three spatial scales: microscopic models define dynamics of individual vehicles [16][43][44], macroscopic models describe traffic flow dynamics as a fluid [45][46], and mesoscopic models describe traffic at an intermediate scale as clusters [17][47], cells [24], or using position-velocity distributions [48]. To

generate training and test data for simulations, the choice of modeling approach is dictated by its ease of implementation and low computational overhead. Simulating traffic flow in discrete space and time, as in cellular automata based models provides these advantages. However, the parameters in CA-based traffic flow models do not have a clear physical interpretation, so the authors rely on a statistical mechanics modeling approach to simulate traffic flow. This approach has already been proven to faithfully replicate traffic flow characteristics [17]. Consequently, the **model is only briefly discussed below, and readers are directed to [17] for additional details.**

The CA-based statistical mechanics model draws inspiration from the Ising model, which is a prototypical model of a magnetic system and quite well known in the physics community. The Ising model of a magnetic system consists of atomic spins that can be in one of two states — ‘up’ spin (+1) and ‘down’ spin (-1), corresponding to the magnetic moments of dipoles. Similar to the one-dimensional Ising model, traffic flow on a single-lane closed ring road can be modeled using N cells with states $S_i \in \{1, 0\}$, where (1) denotes a site occupied by a vehicle and (0) denotes an empty site. In this model, site interactions extend beyond its nearest neighbor to a sequence of forward-looking neighborhood sites denoted by $\mathcal{N}(S_i)$, in accordance with the the driver’s response in a real traffic [17]:

$$\mathcal{N}(S_i) = \{S_j : d(S_i, S_j) < d_l, j < i\} \quad (1)$$

where $d(S_i, S_j)$ is the distance between sites S_i and S_j . The limit of site interactions is defined by the ‘look-ahead’ distance d_l , and is set to 5 in the simulations to indicate that vehicles can interact up to a distance of 5 sites or 25 m. The behavior of individual vehicles, i.e. the longitudinal vehicle dynamics are governed by the **Hamiltonian**, one of the most significant constructs in the statistical mechanics-inspired traffic model. The Hamiltonian is a measure of the energy of the traffic system, and is defined as follows:

$$H(S_i) = -BS_i - \sum_{s_j \in \mathcal{N}(S_i)} K_{ij} S_i S_j \quad (2)$$

where K_{ij} represents the interaction coefficient between sites S_i and S_j , and B represents the external field coefficient. To account for the relative strength of interaction between sites that are further away, the site interaction coefficient about K_{ij} varies with distance as follows:

$$K_{ij} = \frac{K_0}{(d(S_i, S_j))^2} \quad (3)$$

where K_0 is a constant, reflecting the base interaction strength. Detailed discussions about the choices made here, such as the functional form of K_{ij} can be found in [17].

With the fundamentals of the model outlined, the Hamiltonian of the CA-based statistical mechanics model is used to determine the transition probability rate of a vehicle moving from one site to another. Since the traffic system being simulated is a closed ring-road (to avoid complicated analyses required for on- or off-ramps), the total number of vehicles is conserved. Consequently, the traffic system is modeled with periodic boundary conditions. The vehicles move forward according to ‘spin exchange dynamics’, i.e. an occupied site can exchange its state with a vacant site immediately in front of it [49], transforming the state from $\sigma_t = \{S_1, S_2, \dots, S_{i-2}, 1, 0, S_{i+1}, \dots, S_N\}$ at time t to $\sigma_{t+1} = \{S_1, S_2, \dots, S_{i-2}, 0, 1, S_{i+1}, \dots, S_N\}$ at time $t + 1$. The ‘exchange’ occurs between sites S_{i-1} and S_i and represents the forward motion of an individual vehicle. The transition probability from one state to another is determined as $\min(\phi, 1)$, where:

$$\phi = -a_0 \exp(-\beta H) \quad (4)$$

where β is a constant related to the vehicular density and a_0 is a pre-exponential factor [17]. Monte Carlo simulations are performed by recursively updating the states according to the Metropolis algorithm as shown in **Algorithm 1**. In this algorithm, the closed ring-road traffic system states are randomly initialized to various spatial configurations at time 0, and exchanges between an occupied site and adjacent forward empty site occur according to the Hamiltonian or energy of the states prior and after the exchange. If the energy decreases as a result of the exchange, then the new configuration is accepted, otherwise it is not. The pseudo-code for the algorithm is included below.

Algorithm 1 Metropolis Algorithm in the simulations of traffic flow

Initial condition: Vehicles are randomly distributed along an N-site ring road with a given vehicle density

```

while  $t < T_{end}$  do
  for  $i = 1$  to  $N$  do
    if  $S_i = 1$  and  $S_{i+1} = 0$  then
      produce a random number  $p \sim U(0, 1)$ 
      calculate Hamiltonian  $H$  of site  $i$  :
      calculate transition probability  $\phi = \exp\{-\beta H\}$ 
      if  $p < \phi$  then
        exchange site states of  $S_i$  and  $S_{i+1}$ 
      end if
    end if
  end for
   $t \leftarrow t + 1$ 
end while

```

3.2 Dataset Generation for Neural Network Training

The CA-based statistical mechanics model of traffic flow was used to conduct Monte Carlo simulations and generate training and test data sets for a variety of traffic scenarios. One of these scenarios is shown in Figure 1: a 100-site traffic system which propagates at each time step along the horizontal axis for a total of 200 time steps, and in which vehicles are spatially distributed in the closed ring road along the vertical axis.

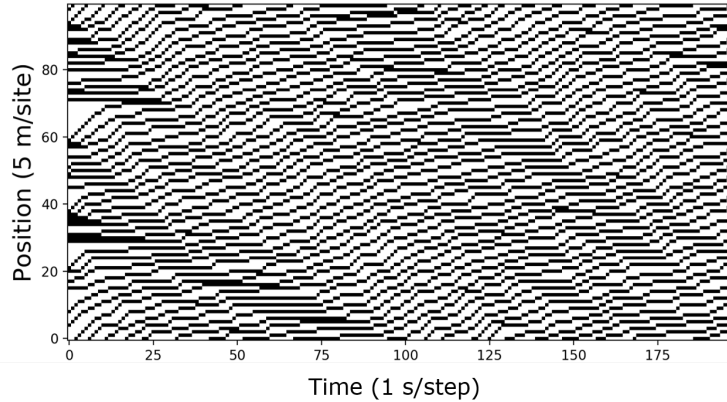


Figure 1: Time-space diagram of CA-based statistical mechanics model of traffic flow

Prior to predicting future traffic states using deep learning, we need create a dataset for training and evaluation as well. In learning theory, it is desirable that the training sets adhere to the true population probability distributions, which results in a more accurate prediction for the future states. While such balanced and accurate data is undoubtedly favored in the training of neural network, it is infeasible to generate a dataset covering all possible scenarios in any deep learning approach. Therefore, we have to devise methodologies to generate samples as a limited dataset, which is similar to the true population probability distribution.

From the analysis of **Hamiltonian** itself, interaction energy is the component directly influencing energy distributions of systems, while the other part of energy from external field would solely cause shifts in distributions. Hence, interaction energies in traffic systems with different sizes were compared to examine if any correlations existed among them. For systems with different number of sites, including 30, 60, 120, 240, 600, initial conditions were randomly sampled for 3200 times, to evaluate the interaction energy distributions and their relationship.

Clearly, Figure 2 reflects that the normalized energy distributions of periodic CA-based statistical mechanics models are similar to each other and scale-invariant. It means a high-quality dataset for a large traffic system could be sampled using the probability distribution function of a much smaller ring road traffic system. This is a **significant finding**, since the true probability distribution of systems with large sizes is much harder to acquire. Thus, the training and test dataset used in following sections on deep learning methods were obtained from a distribution derived from a

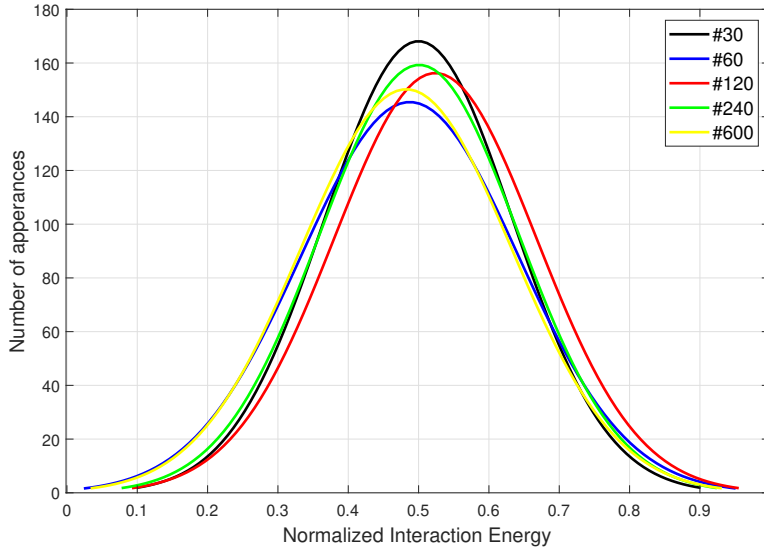


Figure 2: Normalized energy distributions of traffic systems with different spatial sizes

reduced-size system (with much fewer sites). The simulated samples generated for training and testing in the following section are based on simulations with fewer sites and shorter time duration. Specifically, the training and test datasets are constructed such that the configurations of 50 sites sampled from 0 – 30 time steps are assumed to be the inputs for the deep learning algorithm and the spatial distribution (i.e. the individual states of the 50 sites) at time step 31 is taken as the output. The next step involves using these data to train and test the deep learning neural network.

3.3 CNN-LSTM Neural Network

CNN-LSTM has demonstrated its significant predictive performance in Dimensional Sentiment Analysis [50], and Conv-LSTM has been used to generate good predictions in traffic flow [51]. At a specific time step, interactions between neighboring sites are recorded as features for the input state vector in spatial dimensions, which are assessed and identified by CNN layers. Similarly, at a specific spatial site but across several time steps, the distributions of CA site states are recorded as binary state sequences, which are identified via LSTM architecture. It is intuitive to think of the proposed deep learning architecture as a combination of two sub-models: the CNN model for feature extraction and LSTM model for interpreting the features across time steps. Based on this thought process, the deep learning neural network is constructed as shown in Figure 3.

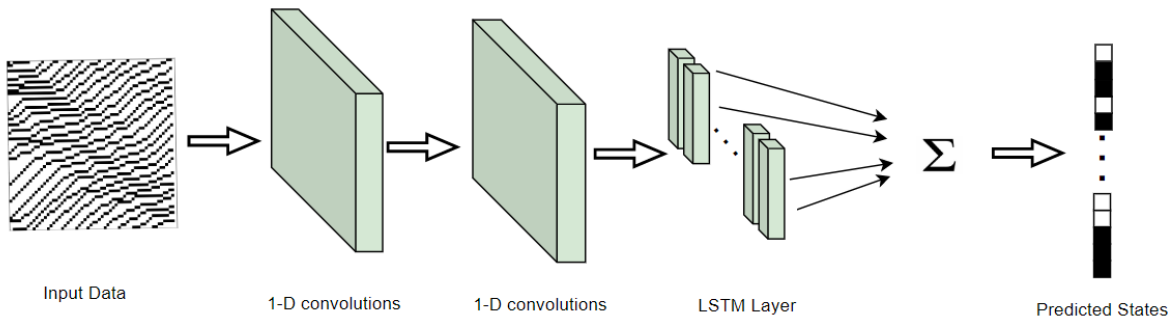


Figure 3: The framework of the CNN-LSTM model for traffic state prediction

The CNN submodel can be constructed using conventionally used deep learning structures. Realizing that a vehicle interacts with its neighboring sites in our CA-based statistical mechanics traffic model, two convolutional layers are connected locally after the initial fully connected layer. This architecture indicates that the output would be influenced only by its neighbors. Next, to avoid over-fitting of the trained models, a dropout layer is added with value 0.25 following the previous layer. During each time step, distributions of traffic states in space will be taken as a sequence by the neural network. Here, we added one LSTM layer to find the correlations between different adjacent sequences.

3.4 Assessment of the Neural Network Performance

The CNN-LSTM-based neural network has been introduced in previous section, and data collected during simulations were used for parameter training. Here samples from 30-second simulations were taken as training inputs, and state of system at 31st second as output. A total of 1000 such simulations were run to generate the dataset, with a split ratio of 0.2, i.e. with 80% of the data being used to train the neural network and 20% of the data being used to evaluate its performance. Since in our model, state of each site consists of two possible values, 1 and 0. `binary_crossentropy` was used to calculate the loss at each epoch update as follows:

$$H(q) = -\frac{1}{N} \sum_{i=1}^N (y_i \cdot \log(p(y_i)) + (1 - y_i) \cdot \log(1 - p(y_i))) + \alpha(n_{vehicle} - \sum_{i=1}^N y_i) \quad (5)$$

where y_i is the state label (either 1 or 0), and $p(y)$ is the predicted probability of state being 1. Here accuracy was defined based on the ratio of correct predictions in a sequence of traffic states. Convergence was guaranteed in the learning process with accuracy approaching 1.0 and loss proceeding towards zero, shown in Figure 4:

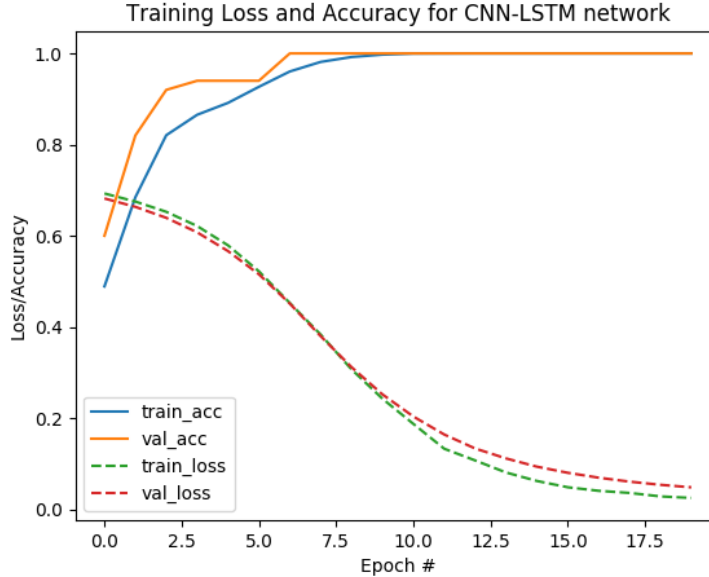


Figure 4: Loss and accuracy for traffic state prediction at one time step

3.5 Traffic Flow State Prediction

The CNN-LSTM based neural network was trained using 1000 images (corresponding to the 1000 simulations of the traffic flow model) with 50×30 pixels. Each image was sampled from energy based distribution and contained the traffic flow information for 50-site traffic systems over a duration of 30 seconds. The size of dataset is extremely small compared with the total number of possible traffic state configurations (which is $\approx 2^{14}$ covering all possible initial conditions), given traffic density is 0.5. To visualize the performance of the trained neural network, we compare it against the true data (i.e. the simulated traffic flow). A series of states were predicted iteratively using the past

consecutive 30 time steps, so that states predicted at each step would be added as the last vector of new inputs for future predictions. In other words, states between time intervals $1 \sim 30$, $2 \sim 31, \dots, 30 \sim 59$ were progressively taken as inputs and states at time $31, 32, \dots, 60$ were the corresponding outputs. Accordingly, spatial-temporal diagram was gradually expanded from 30 seconds to 60 seconds. Comparing the two plots in Figure 5, the left figure is the true plot of traffic flow with 60-second span and the right figure depicts the predicted states obtained using the trained neural networks when states of only first 30 seconds were given.

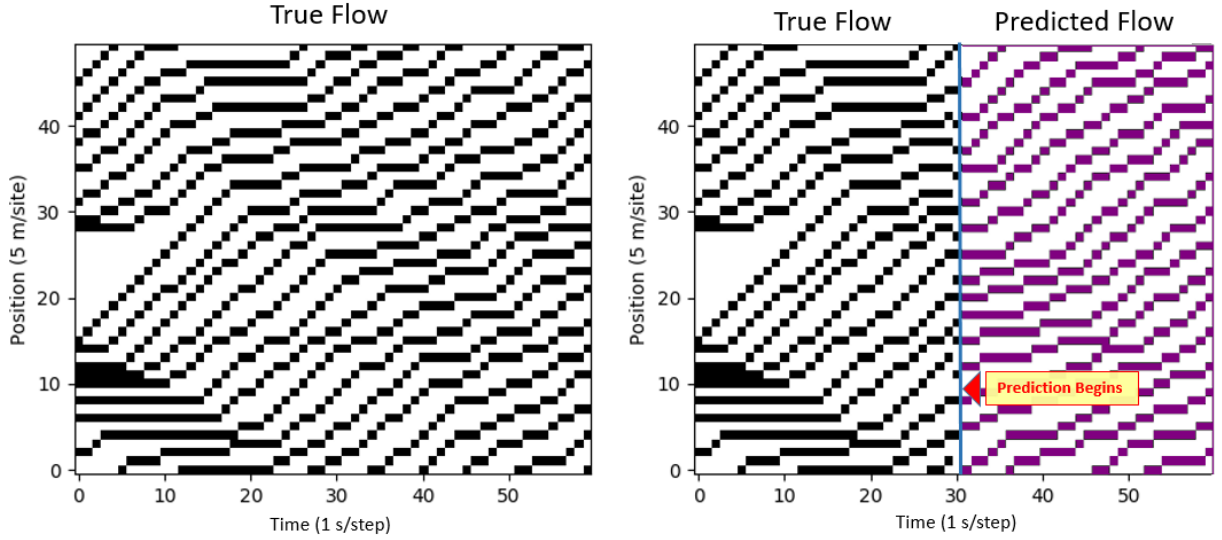


Figure 5: Comparisons of traffic flow between real simulations and CNN-LSTM based prediction

4 Results and conclusions

In this paper, deep neural networks were trained to forecast traffic flow using a CA-based statistical mechanics traffic flow model to capture a large dynamical space using a small dataset. Results from Monte Carlo simulations in Figure 2 showed that the normalized energy distributions are close to each other for cellular automata models despite their different sizes. Hence, a balanced, representative dataset could be generated for a large traffic system by sampling the distribution of a much smaller size system.

The CNN-LSTM architecture was used to capture the correlation both in spatial and temporal space. The test samples provide proof about the convergence as well as good accuracy in one step prediction. In this paper, we utilized the neural network to do flow prediction step by step as Markov process, and 30 iterations were conducted to get a time-space diagram. While the results seem to indicate some resemblance with simulated traffic flow, additional research needs to be performed to improve the accuracy of the neural network by using larger datasets for training, both in terms of the number of simulations and the size of the traffic system. Partial reasons for incorrect predictions in some sites are the trade-off among the complexity and accuracy. For example, a small dataset may be unable to train a complicated neural network while keeping a relatively high accuracy in prediction, since this typically requires networks with deep layers and more parameters. Additionally, the CNN-LSTM architecture also results in negative influence on performance due to error expansions in recursive predictions. Results in this paper provide new ideas on data sampling from the perspective of energy to guarantee high quality predictions. Moreover, it also provides proof that phenomena that can be modeled using statistical mechanics approaches may be learned from past data and make accurate predictions about the future.

5 Author Contribution Statement

The authors confirm contribution to the paper as follows: study conception and design: Z. Yang, K. Jerath; analysis and interpretation of results: Z. Yang, K. Jerath; draft manuscript preparation: Z. Yang, K. Jerath. All authors reviewed the results and approved the final version of the manuscript.

References

- [1] Rohilla Cosma Shalizi and Cristopher Moore. What is a macrostate?: Subjective observations and objective dynamics. *arXiv preprint cond-mat/0303625*, 2001.
- [2] Rohilla Cosma Shalizi, Lisa Kristina Shalizi, and Robert Haslinger. Quantifying self-organization with optimal predictors. *Physical review letters*, 93(11), sep 2004.
- [3] Zhongjian Lv, Jiajie Xu, Kai Zheng, Hongzhi Yin, Pengpeng Zhao, and Xiaofang Zhou. Lc-rnn: A deep learning model for traffic speed prediction. In *IJCAI*, pages 3470–3476, 2018.
- [4] Mohammadreza Khajeh Hosseini and Alireza Talebpour. Traffic prediction using time-space diagram: A convolutional neural network approach. *Transportation Research Record*, page 0361198119841291, 2019.
- [5] Marloes H Maathuis, Diego Colombo, Markus Kalisch, and Peter Bühlmann. Predicting causal effects in large-scale systems from observational data. *Nature Methods*, 7(4):247–248, apr 2010.
- [6] Bingpeng Zhu, Gang Wang, Xiaoguang Liu, Dianming Hu, Sheng Lin, and Jingwei Ma. Proactive drive failure prediction for large scale storage systems. In *IEEE Symposium on Mass Storage Systems and Technologies*, 2013.
- [7] J. G. Charney. ON A PHYSICAL BASIS FOR NUMERICAL PREDICTION OF LARGE-SCALE MOTIONS IN THE ATMOSPHERE. *Journal of Meteorology*, 6(6):372–385, 2002.
- [8] Li Deng, Geoffrey Hinton, and Brian Kingsbury. New types of deep neural network learning for speech recognition and related applications: An overview. In *2013 IEEE International Conference on Acoustics, Speech and Signal Processing*, pages 8599–8603. IEEE, 2013.
- [9] Ilya Sutskever, Oriol Vinyals, and Quoc V Le. Sequence to sequence learning with neural networks. In *Advances in neural information processing systems*, pages 3104–3112, 2014.
- [10] Yann LeCun, Yoshua Bengio, and Geoffrey Hinton. Deep learning. *nature*, 521(7553):436, 2015.
- [11] David Silver, Aja Huang, Chris J. Maddison, Arthur Guez, Laurent Sifre, George Van Den Driessche, Julian Schrittwieser, Ioannis Antonoglou, Veda Panneershelvam, Marc Lanctot, Sander Dieleman, Dominik Grewe, John Nham, Nal Kalchbrenner, Ilya Sutskever, Timothy Lillicrap, Madeleine Leach, Koray Kavukcuoglu, Thore Graepel, and Demis Hassabis. Mastering the game of Go with deep neural networks and tree search. *Nature*, 529(7587):484–489, jan 2016.
- [12] Jan D. Gehrke and Janusz Wojtusiak. Traffic prediction for agent route planning. In *Lecture Notes in Computer Science (including subseries Lecture Notes in Artificial Intelligence and Lecture Notes in Bioinformatics)*, volume 5103 LNCS, pages 692–701, 2008.
- [13] Yasushi Ando, Osamu Masutani, Hiroshi Sasaki, Hirotohi Iwasaki, Yoshiaki Fukazawa, and Shinichi Honiden. Pheromone model: Application to traffic congestion prediction. In *Lecture Notes in Computer Science (including subseries Lecture Notes in Artificial Intelligence and Lecture Notes in Bioinformatics)*, volume 3910 LNAI, pages 182–196, 2006.
- [14] Yiannis Kamarianakis, Wei Shen, and Laura Wynter. Real-time road traffic forecasting using regime-switching space-time models and adaptive LASSO. *Applied Stochastic Models in Business and Industry*, 28(4):297–315, jul 2012.
- [15] Wanli Min and Laura Wynter. Real-time road traffic prediction with spatio-temporal correlations. *Transportation Research Part C: Emerging Technologies*, 19(4):606–616, aug 2011.
- [16] Kai Nagel and Michael Schreckenberg. A cellular automaton model for freeway traffic. *Journal de physique I*, 2(12):2221–2229, 1992.
- [17] Kshitij Jerath, Asok Ray, Sean N Brennan, and Vikash V Gayah. Statistical mechanics-inspired framework for studying the effects of mixed traffic flows on highway congestion. In *2014 American Control Conference*, pages 5402–5407. IEEE, 2014.
- [18] Steve Lawrence, C Lee Giles, Ah Chung Tsoi, and Andrew D Back. Face recognition: A convolutional neural-network approach. *IEEE transactions on neural networks*, 8(1):98–113, 1997.

- [19] Haşim Sak, Andrew Senior, and Françoise Beaufays. Long short-term memory recurrent neural network architectures for large scale acoustic modeling. In *Fifteenth annual conference of the international speech communication association*, 2014.
- [20] Oliver B Downs, Craig H Chapman, and Alec Barker. Dynamic time series prediction of future traffic conditions, October 12 2010. US Patent 7,813,870.
- [21] Joe Whittaker, Simon Garside, and Karel Lindveld. Tracking and predicting a network traffic process. *International Journal of Forecasting*, 13(1):51–61, 1997.
- [22] Iwao Okutani and Yorgos J Stephanedes. Dynamic prediction of traffic volume through kalman filtering theory. *Transportation Research Part B: Methodological*, 18(1):1–11, 1984.
- [23] Wei-Hua Lin. A gaussian maximum likelihood formulation for short-term forecasting of traffic flow. In *ITSC 2001. 2001 IEEE Intelligent Transportation Systems. Proceedings (Cat. No. 01TH8585)*, pages 150–155. IEEE, 2001.
- [24] Carlos F Daganzo. The cell transmission model, part ii: network traffic. *Transportation Research Part B: Methodological*, 29(2):79–93, 1995.
- [25] Paul I Richards. Shock waves on the highway. *Operations research*, 4(1):42–51, 1956.
- [26] Hongbin Yin, S_C Wong, Jianmin Xu, and CK Wong. Urban traffic flow prediction using a fuzzy-neural approach. *Transportation Research Part C: Emerging Technologies*, 10(2):85–98, 2002.
- [27] Haibo Chen and Susan Grant-Muller. Use of sequential learning for short-term traffic flow forecasting. *Transportation Research Part C: Emerging Technologies*, 9(5):319–336, 2001.
- [28] Shiliang Sun, Changshui Zhang, and Guoqiang Yu. A bayesian network approach to traffic flow forecasting. *IEEE Transactions on intelligent transportation systems*, 7(1):124–132, 2006.
- [29] Stefan Lämmer and Dirk Helbing. Self-control of traffic lights and vehicle flows in urban road networks. *Journal of Statistical Mechanics: Theory and Experiment*, 2008(04):P04019, 2008.
- [30] Zhaohui Yang and Kshitij Jerath. Observability variation in emergent dynamics: A study using krylov subspace-based model order reduction. In *2020 American Control Conference (ACC)*, pages 3461–3466. IEEE, 2020.
- [31] Zhaohui Yang and Kshitij Jerath. Examining the observability of emergent behavior as a function of reduced model order. In *2018 annual American control conference (ACC)*, pages 6218–6223. IEEE, 2018.
- [32] Yadong Yu, Yong Zhang, Sean Qian, Shaofan Wang, Yongli Hu, and Baocai Yin. A low rank dynamic mode decomposition model for short-term traffic flow prediction. *IEEE Transactions on Intelligent Transportation Systems*, 22(10):6547–6560, 2020.
- [33] Derong Xie, Sihao Chen, Haotong Duan, Xinwei Li, Caotong Luo, Yuxuan Ji, and Huiming Duan. A novel grey prediction model based on tensor higher-order singular value decomposition and its application in short-term traffic flow. *Engineering Applications of Artificial Intelligence*, 126:107068, 2023.
- [34] Zhaohui Yang. *Macroscopic Observability of Emergent Behaviors in Multi-Scale Models of Traffic Flow*. PhD thesis, University of Massachusetts Lowell, 2022.
- [35] Zhaohui Yang and Kshitij Jerath. Multi-scale traffic flow modeling: A renormalization group approach. *arXiv preprint arXiv:2403.13779*, 2024.
- [36] Zhaohui Yang, Hossein Haeri, and Kshitij Jerath. Renormalization group approach to cellular automata-based multi-scale modeling of traffic flow. In *International Conference on Complex Systems*, pages 17–27. Springer, 2020.
- [37] Bei Pan, Ugur Demiryurek, and Cyrus Shahabi. Traffic prediction using real-world transportation data, March 15 2016. US Patent 9,286,793.
- [38] Yisheng Lv, Yanjie Duan, Wenwen Kang, Zhengxi Li, and Fei-Yue Wang. Traffic flow prediction with big data: a deep learning approach. *IEEE Transactions on Intelligent Transportation Systems*, 16(2):865–873, 2014.
- [39] Aude Hoeffligner, Ryan Herring, Pieter Abbeel, and Alexandre Bayen. Learning the dynamics of arterial traffic from probe data using a dynamic bayesian network. *IEEE Transactions on Intelligent Transportation Systems*, 13(4):1679–1693, 2012.
- [40] Tomáš Mikolov, Martin Karafiát, Lukáš Burget, Jan Černocký, and Sanjeev Khudanpur. Recurrent neural network based language model. In *Eleventh annual conference of the international speech communication association*, 2010.
- [41] Zheng Zhao, Weihai Chen, Xingming Wu, Peter CY Chen, and Jingmeng Liu. Lstm network: a deep learning approach for short-term traffic forecast. *IET Intelligent Transport Systems*, 11(2):68–75, 2017.

- [42] Sepp Hochreiter and Jürgen Schmidhuber. Long short-term memory. *Neural computation*, 9(8):1735–1780, 1997.
- [43] Denos C Gazis, Robert Herman, and Richard W Rothery. Nonlinear follow-the-leader models of traffic flow. *Operations research*, 9(4):545–567, 1961.
- [44] M Bando, K Hasebe, K Nakanishi, A Nakayama, A Shibata, and Y Sugiyama. Phenomenological Study of Dynamical Model of Traffic Flow. *J. Phys. I France*, 5:1389–1399, 1993.
- [45] Michael James Lighthill and Graham Whitham. On kinetic waves, ii . a theory of traffic flow on long crowded roads. 1955.
- [46] Carlos F. Daganzo. *Fundamentals of Transportation and Traffic Operations*. Emerald Group Publishing Limited, sep 2016.
- [47] Reinhart Kuhne, Ihor Lubashevsky, Reinhard Mahnke, and Jevgenijs Kaupush. Probabilistic Description of Traffic Breakdowns Caused by On-ramp Flow. *Physical review. E, Statistical, nonlinear, and soft matter physics*, 65(6 Pt 2), jun 2004.
- [48] I Prigogine and C F Andrews. A Boltzmann-like Approach for Traffic Flow. *Operations Research*, 8:789–797, 1957.
- [49] Timur Alperovich and Alexandros Sopasakis. Stochastic description of traffic flow. *Journal of Statistical Physics*, 133(6):1083–1105, 2008.
- [50] Jin Wang, Liang-Chih Yu, K Robert Lai, and Xuejie Zhang. Dimensional sentiment analysis using a regional cnn-lstm model. In *Proceedings of the 54th Annual Meeting of the Association for Computational Linguistics (Volume 2: Short Papers)*, pages 225–230, 2016.
- [51] Yipeng Liu, Haifeng Zheng, Xinxin Feng, and Zhonghui Chen. Short-term traffic flow prediction with conv-lstm. In *2017 9th International Conference on Wireless Communications and Signal Processing (WCSP)*, pages 1–6. IEEE, 2017.