

Collective excitations in competing phases in two and three dimensions

Joshua Althüser^{1,*} and Götz S. Uhrig^{1,†}

¹*Condensed Matter Theory, TU Dortmund University,
Otto-Hahn Straße 4, 44227 Dortmund, Germany*

(Dated: March 28, 2024)

We investigate the superconducting (SC), charge-density wave (CDW), and antiferromagnetic (AFM) phases in the extended Hubbard model at zero temperature and half-filling. We employ the iterated equations of motion approach to compute the two-particle Green's functions and their spectral densities. This renders a comprehensive analysis of the behavior of collective excitations possible as the model's parameters are tuned across phase transitions. We identify the well-known amplitude (Higgs) and phase (Anderson-Bogoliubov) modes within the superconducting phase and observe a similar excitation (cooperon) in the CDW phase which shifts towards zero energy as the system approaches the phase transition to the SC phase. In the CDW phase, close to the phase transition to the AFM phase, we find a collective mode, an exciton, that does not change significantly and another mode, a longitudinal magnon, that emerges from the two-particle continuum as the system approaches the phase transition to the AFM phase. It becomes identical with the former at the transition. In the AFM phase, their roles are reversed. Additionally, we find a transversal Goldstone magnon located at zero energy.

I. INTRODUCTION

The study of collective excitations is of great interest as it sheds light on the intricate dynamics of correlated electron systems, providing crucial insight into emergent material properties. We are in particular interested in the behavior of the collective excitations in the vicinity of phase transitions. Do they signal these transitions, for instance by softening? How does the competition of different phases manifest in the energies and weights of the collective excitations? These questions set the context of the present article.

On the theoretical side, we choose a paradigmatic, but simple model which displays competing phases. The Hubbard model has been employed in a plethora of previous studies and competing phases are established in its extensions. Early studies proved the existence of eigenstates of the Hubbard Hamiltonian that exhibit off-diagonal long-range order, encouraging the model's usage for the description of high-temperature superconductivity [1]. Shortly afterward, an exact $SO(4)$ symmetry was discovered, which induces a degeneracy of superconductivity (SC) and a charge-density wave (CDW) governed by an attractive on-site interaction [2]. This coexistence stems from the existence of a particle-hole transformation on bipartite lattices, that maps the attractive Hubbard model rigorously onto the repulsive one, exhibiting antiferromagnetism (AFM) [3]. The order parameters of the SC and CDW phases in the attractive model map to different spin expectation values in the repulsive one [4, 5].

Numerous studies investigated the phases and various quantities of the Hubbard model in equilibrium systems,

including additional interactions with and without doping [6–18]. Recent studies on the dynamics of the superconducting gap parameter examined quenches, yielding oscillations [19–23], and driven systems motivated by the goal to induce superconductivity [24–30].

In this paper, we restrict ourselves to the half-filled Hubbard model including an additional nearest neighbor, intersite interaction on the square and the simple cubic lattice at zero temperature. Specifically, we investigate competing phases, i.e., the behavior of various collective modes close to phase transitions between these phases. To this end, the case in two dimensions (2D) already displays a wide range of possible phases including CDW, AFM, s - and $d_{x^2-y^2}$ -wave superconductivity as well as phase-separated states [7, 31–37]. We extend the corresponding established phase diagrams to the simple cubic lattice in three dimensions (3D) where we find a qualitatively similar phase diagram for CDW, AFM, s -wave SC phases, and indications of phase separation.

First, we employ a mean-field approximation to the interaction terms to determine the phases. Second, we use the iterated equations of motion approach (iEoM) which has already seen success in the handling of interaction quenches [38–41] to compute the collective excitations. The basic idea is to start in the Heisenberg picture from a suitable operator basis which is extended upon commuting its operators with the Hamiltonian and including the appearing additional operators to the basis. Of course, a truncation is necessary for most practical applications, however, the approximation becomes better the more terms are included within the basis. The applicability of this method was compared successfully to the results of the density matrix formalism [42].

Moreover, we demonstrate an explicit way to compute various Green's functions by this approach. By extension, the corresponding spectral functions of the investigated systems can be computed and we discuss the signatures of collective excitations in the spectral functions.

* joshua.althueser@tu-dortmund.de

† goetz.uhrig@tu-dortmund.de

The most prominent examples in the SC phase are the well-known phase mode (Anderson-Bogoliubov) and the amplitude (Higgs) modes. The former occurs in neutral superfluids at zero energy and was found in a large number of studies [43–51] which we cannot list exhaustively here. We obtain this mode based on a microscopic description without long-range electromagnetic interactions. The inclusion of this kind of interaction would shift this mode towards the plasma frequency [44, 48, 52] which is, however, beyond the scope of the present paper. The amplitude mode, on the other hand, is located at the lower edge of the quasiparticle continuum. The corresponding energy is the energy required to break up a Cooper pair [46, 53–59]. This Higgs mode is not charged so that it does not couple to the electromagnetic fields.

This paper is organized as follows: In section II we introduce the model and its Hamiltonian as well as the employed mean-field theory for the ground state. We give a brief overview of the iterated equations of motion approach and derive a rigorous relation to Green's functions in section III. Next, we show and discuss results in section IV. Lastly, in section V, we summarize the results, draw the conclusions, and provide an outlook.

II. MODEL AND MEAN-FIELD THEORY

A. Model

In our study, we employ the extended Hubbard model at half-filling as it hosts the relevant phases and thereby provides direct access to the rich excitation spectra therein. Its Hamiltonian is given by

$$H = -t \sum_{\langle i,j \rangle, \sigma} \left(c_{i\sigma}^\dagger c_{j\sigma} + \text{h.c.} \right) + \mu \sum_{i,\sigma} n_{i\sigma} + U \sum_i n_{i\uparrow} n_{i\downarrow} + \frac{V}{2} \sum_{\langle i,j \rangle, \sigma} n_{i\sigma} n_{j\sigma}, \quad (1)$$

where $c_{i\sigma}^{(\dagger)}$ annihilates (creates) an electron with spin σ on lattice site i and $\langle i, j \rangle$ denotes the summation over nearest neighbor sites. The parameters are the hopping amplitude t , the onsite interaction U , the intersite interaction V , and the chemical potential μ . Applying a Fourier transform passing to k space yields the single-particle dispersion

$$\epsilon_0(\vec{k}) = -2t \sum_{\alpha=1}^D \cos(k_\alpha), \quad k_\alpha \in [-\pi, \pi], \quad (2)$$

with the system's dimension D and the dimensionless wave vector \vec{k} where we set the lattice constant to unity.

We investigate this model for various sets of parameters allowing us access to a variety of phases. The model exhibits antiferromagnetism for positive U and moderate values of V . At larger V , the intersite repulsion takes over and favors a charge-ordered phase, i.e., a CDW. In the

$U < 0$ region, the CDW occurs for any $V > 0$. Choosing $V = 0$ leads to a coexistence of s -wave superconductivity and said CDW [2], while moderate values of $V < 0$ yield an s -wave superconducting phase [7]. In this article, we explore the AFM-CDW as well as the CDW-SC phase transitions. For $U < 0$ and $V < 0$, signs of phase separation occur as one would expect.

B. Static mean-field theory

Next, we decouple the interaction terms according to Wick's theorem. We define short hands for the operators

$$n_{k\sigma} := c_{\vec{k}\sigma}^\dagger c_{\vec{k}\sigma} \quad f_k := c_{-\vec{k}\downarrow} c_{\vec{k}\uparrow} \quad (3a)$$

$$g_{k\sigma} := c_{\vec{k}\sigma}^\dagger c_{\vec{k}+\vec{Q}\sigma} \quad \eta_k := c_{-\vec{k}-\vec{Q}\downarrow} c_{\vec{k}\uparrow} \quad (3b)$$

where $\vec{Q} := (\pi, \pi)$ in 2D and $\vec{Q} := (\pi, \pi, \pi)$ in 3D defines the nesting vector for the CDW and AFM phases. We use the following abbreviations to write down the mean-field parameters

$$\Delta_{\text{CDW}} = \left(\frac{U}{2N} - \frac{zV}{N} \right) \sum_{\vec{k}\sigma} \langle g_{\vec{k}\sigma} \rangle \quad (4a)$$

$$\Delta_{\text{AFM}} = \frac{U}{2N} \sum_{\vec{k}} \left(\langle g_{k\uparrow} \rangle - \langle g_{\vec{k}\downarrow} \rangle \right), \quad (4b)$$

$$\Delta_{\text{SC}} = \frac{U}{N} \sum_{\vec{k}} \langle f_{\vec{k}} \rangle, \quad (4c)$$

$$\Delta_\eta = \frac{U}{N} \sum_{\vec{k}} \langle \eta_{\vec{k}} \rangle, \quad (4d)$$

$$\Delta_n = \frac{V}{N} \sum_{\vec{k}, \sigma} \sum_{\alpha=1}^D \cos k_\alpha \langle n_{\vec{k}\sigma} \rangle, \quad (4e)$$

where z denotes the coordination number of the lattice. The last parameter, Δ_n , renormalizes the hopping term according to

$$\epsilon(\vec{k}) := -(2 + \Delta_n) \sum_{\alpha=1}^D \cos(k_\alpha). \quad (5)$$

In total, we obtain the mean-field Hamiltonian in spinor representation as

$$H_{\text{MF}} = \sum_{\vec{k}} \Psi^\dagger(\vec{k}) h(\vec{k}) \Psi(\vec{k}), \quad (6)$$

with the spinors

$$\Psi^\dagger(\vec{k}) := \left(c_{\vec{k}\uparrow}^\dagger, c_{\vec{k}+\vec{Q}\uparrow}^\dagger, c_{-\vec{k}\downarrow}, c_{-\vec{k}-\vec{Q}\downarrow} \right) \quad (7)$$

and the matrix

$$h(\vec{k}) := \begin{pmatrix} \epsilon(\vec{k}) & \Delta_-^* & \Delta_{\text{SC}} & \Delta_\eta \\ \Delta_- & \epsilon(\vec{k} + \vec{Q}) & \Delta_\eta & \Delta_{\text{SC}} \\ \Delta_{\text{SC}}^* & \Delta_\eta^* & -\epsilon(-\vec{k}) & -\Delta_+ \\ \Delta_\eta^* & \Delta_{\text{SC}}^* & -\Delta_+^* & -\epsilon(-\vec{k} - \vec{Q}) \end{pmatrix}, \quad (8)$$

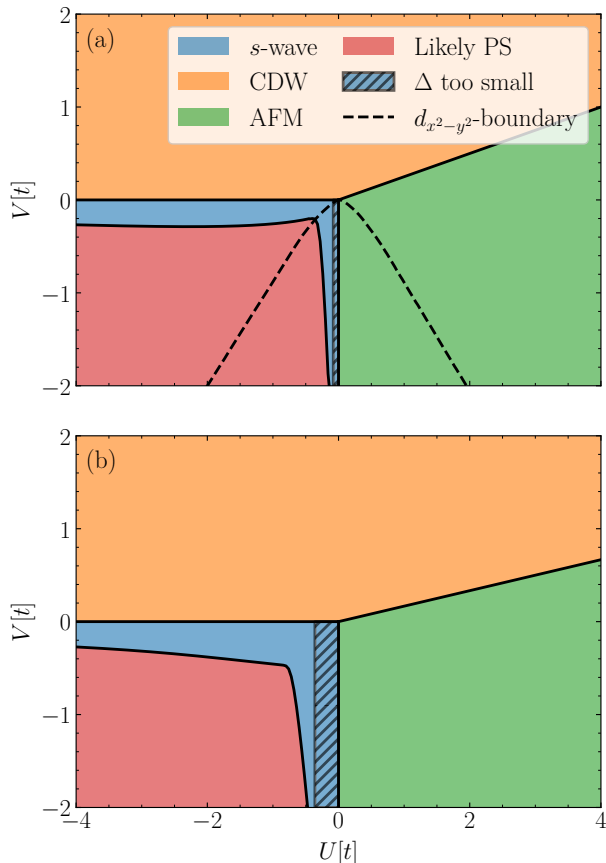


FIG. 1. The phase diagram obtained for the extended Hubbard model (1) on (a) a square lattice and (b) a simple cubic lattice using a mean-field approximation at $T = 0$. The CDW-AFM boundary lies at $U = zV$, where z is the coordination number. For $U < 0$ and $V = 0$, CDW and s -wave SC coexist. The boundary for the $d_{x^2-y^2}$ -wave SC (dashed line) for the square lattice is taken from Ref. [7] since it is not accessible within our formalism, see below. However, the red shading indicates the region in which the dynamical matrix \mathcal{M} in Eq. (14c), has negative eigenvalues indicating the instability of the assumed phase. In view of the attractive interactions, we expect a separation of phases [37]. Lastly, the striped area shows the region that we cannot access numerically because the gap values are too small for any tractable discretization. Yet an SC phase is expected.

where we defined $\Delta_{\pm} := \Delta_{\text{CDW}} \pm \Delta_{\text{AFM}}$.

We observe that the entire Hamiltonian and all expectation values in the considered phases only depend on

$$\hat{\gamma}(\vec{k}) := \frac{1}{D} \sum_{\alpha=1}^D \cos(k_{\alpha}), \quad (9)$$

i.e., for any operator \hat{O} the following relation holds

$$\langle \hat{O}_{\vec{k}} \rangle = \langle \hat{O}_{\vec{k}'} \rangle =: \langle \hat{O}(\gamma) \rangle, \quad (10)$$

if $\gamma = \hat{\gamma}(\vec{k}) = \hat{\gamma}(\vec{k}')$. While 2D systems of about 100×100 lattice sites can still be solved by evaluating

sums over wave vectors, computing solutions for large three-dimensional systems becomes impossible due to the $N = L^3$ scaling. This issue can be resolved by using the aforementioned fact and replacing the wave vector sums by energy integrals using the density of states (DOS) for γ defined by

$$\rho(\gamma) := \frac{1}{N} \sum_{\vec{k}} \delta(\gamma - \hat{\gamma}(\vec{k})). \quad (11)$$

As an example, we consider

$$\Delta_{\text{SC}} = \frac{U}{N} \int_{-1}^1 d\gamma \rho(\gamma) \langle f(\gamma) \rangle. \quad (12)$$

Henceforth, we use the exact DOS for the square and the simple cubic lattice provided in Ref. [60]. This allows us to access both 2D and 3D models on equal footing. We can compute any phase as long as it does not introduce another kind of wave vector dependence.

We solve the mean-field equations self-consistently. The γ integrals are approximated numerically using a tanh-sinh quadrature [61] terminating once $|1 - \int d\gamma \rho(\gamma)| < 10^{-13}$ is achieved and reusing the computed sampling points and weights. This method excels at dealing with the singularities in the DOS requiring merely a few hundred function evaluations to achieve the desired accuracy.

This procedure yields the ground state phase diagram at $T = 0$ shown in Fig. 1. The CDW-AFM boundary is located at $U = zV$, where z is the coordination number. This holds for both the square lattice ($z = 4$) and the simple cubic lattice ($z = 6$) and can be seen by comparing the prefactors in Eqs. (4a) and (4b): Crossing $U = zV$ changes which prefactor of the two order parameters is larger.

Note, that the $d_{x^2-y^2}$ -superconducting state, which has been confirmed for the square lattice [7, 35], cannot be described by our method because it would require to deal with expectation values which do not depend only on $\hat{\gamma}(\vec{k})$.

III. ITERATED EQUATIONS OF MOTION AND GREEN'S FUNCTIONS

So far we discussed the static mean-field equations that describe the ground state. These results are used to compute the quantities, namely the expectation values, necessary for the iterated equations of motion approach [38–41]. On this basis, we can describe two-particle quantities such as the various collective excitations of the system.

We start with an operator set \mathcal{B} that ideally is complete with respect to commutation with the Hamiltonian H , i.e., any commutator $[H, A]$ for any $A \in \mathcal{B}$ can be represented by linear combinations of operators in \mathcal{B} . Then, we can express any time-dependent operator in this set

by

$$A(t) = \sum_n a_n(t) A_n, \quad (13)$$

where the coefficients $c_j(t)$ capture the entire time dependence. Inserting this into the Heisenberg equation of motion and applying a sort of operator scalar product $(A_i|\cdot)$ on both sides of the equation yields

$$\frac{d}{dt} A(t) = \sum_n \frac{d}{dt} a_n(t) A_n = i \sum_n a_n(t) [H, A_n] \quad (14a)$$

$$\Rightarrow \sum_n \underbrace{(A_i|A_n)}_{:=\mathcal{N}_{in}} \frac{d}{dt} a_n(t) = i \sum_n \underbrace{(A_i|[H, A_n])}_{:=\mathcal{M}_{in}} a_n(t) \quad (14b)$$

$$\Rightarrow \mathcal{N} \frac{d}{dt} \vec{a}(t) = i \mathcal{M} \vec{a}(t). \quad (14c)$$

where $\vec{a} := (a_1, a_2, a_3, \dots)^\top$. The matrices \mathcal{N} and \mathcal{M} contain all the energetic and dynamic properties of the system. The former is referred to as norm matrix while the latter is called the dynamic matrix. The advantage is that one can now handle simple matrices rather than operators acting on an enormous Hilbert space. The dimension of these matrices depends on the number of operators in the set \mathcal{B} .

In practice, however, generic Hamiltonians do not allow for a complete operator set \mathcal{B} to exist because the commutations usually introduce terms which are not yet in \mathcal{B} , e.g., because they are of higher order. For instance, commuting a bilinear term with a quartic Hamiltonian yields quartic terms. Iterating the commutation yields hexatic ones and so on. One can include such additional terms and generically the results will improve the more terms are considered in \mathcal{B} . In practice, one has to restrict the operators to a suitable class of terms, thereby truncating certain terms. Here, we will restrict ourselves to bilinear operators to capture the leading effects of collective behavior.

Furthermore, we use the symplectic product as operator product

$$(A|B) := \langle [A^\dagger, B] \rangle, \quad (15)$$

where the expectation values are taken with respect to the assumed phase of the mean-field Hamiltonian (6). Note that this is not a proper scalar product since it is not positive semidefinite. For example, let us assume that for some operator A

$$(A|A) = \langle [A^\dagger, A] \rangle > 0, \quad (16a)$$

then

$$(A^\dagger|A^\dagger) = \langle [A, A^\dagger] \rangle = -(A|A) < 0. \quad (16b)$$

This does not pose a serious issue in our calculations but must be kept in mind. In particular, it implies that the

norm matrix is *not positive* as one might have expected. We emphasize, that the dynamical matrix \mathcal{M} is computed by commuting with the *full* Hubbard Hamiltonian (1) enabling us to capture collective behavior rather than using only the mean-field Hamiltonian (6) which captures the one-particle dynamics, but misses the two-body dynamics.

The dynamical matrix \mathcal{M} is positive semidefinite if the system is in thermal equilibrium. We derive this statement in App. A. We use this fact to further enhance our ground state phase diagram. If \mathcal{M} has even a single negative eigenvalue for a combination of parameters, we know that the assumed phase does not represent a true ground state. Physically, this means that there are ‘‘excitations’’ which in fact lower the energy. Thus, the assumed ground state is not the lowest state and therefore unstable. This happens for certain values $U < 0$ and $V < 0$, see the red shading in Fig. 1. For finite temperatures on the square lattice, a phase-separated state as well as the coexistence of a phase-separated state with *s*-wave superconductivity has been found in this region [37]. The phase boundary that we propose here agrees qualitatively well with the one found in the aforementioned reference. We expect a similar set of phases to be present on the simple cubic lattice.

While the existence of a negative eigenvalue of \mathcal{M} proves that the assumed phase is not in thermal equilibrium, the absence of negative eigenvalues does not imply absolute stability, but only local stability with respect to the considered operators. For example, we do not find any negative eigenvalues of \mathcal{M} in the $U > 0$, $V < 0$ region despite previous studies indicating $d_{x^2-y^2}$ -wave superconductivity [7, 35].

In order to treat the square and the simple cubic lattice on equal footing, we exploit (10) to define the operator set in γ space

$$A_\gamma := \frac{1}{\sqrt{N}} \sum_{\vec{k}} \delta(\gamma - \hat{\gamma}(\vec{k})) A_{\vec{k}}, \quad (17)$$

where $A_{\vec{k}}$ represents each type of operator defined in Eqs. (3a) or their Hermitian conjugates if the operators are not Hermitian themselves. Operators with different indices are treated separately, e.g., $n_{\gamma\uparrow}$ and $n_{\gamma\downarrow}$ are distinct operators in the studied set \mathcal{B} . Additionally, we consider an analogous expression for the operator

$$\tau_k := c_{k\uparrow}^\dagger c_{k\downarrow} \quad (18)$$

and its Hermitian conjugate. This will allow us to describe transversal magnons, i.e., perpendicular deviations from the staggered magnetization in the AFM phase.

For the numerical treatment, we have to discretize γ . Still, this allows us to obtain accurate results with drastically smaller matrices compared to an operator set based on a discretization of wave vectors. This is crucial for dealing with three-dimensional lattices. Practically, we choose $N_\gamma = 6000$ equally spaced sampling points. A detailed explanation of the numerics is provided in the

App. C. Computationally, our method is limited by the number of terms included in our operator set as well as by the value of N_γ . If the gap Δ_{tot} is of the same order of magnitude as the discretization $t\Delta\gamma$ the numerics become inaccurate. This manifests specifically if a spectral function has strong features at minute energies, e.g., the phase mode in the superconducting phase. In this case, the dynamical matrix \mathcal{M} spuriously displays negative eigenvalues that vanish if N_γ is increased so that $\Delta\gamma$ is sufficiently smaller than Δ_{tot} . This happens if the parameters are chosen from the striped region in Fig. 1. We observe that this issue only arises in the SC phase; nevertheless, we expect similar inaccuracies in the AFM region for small values of U .

In the next step, we rearrange these operators in a way reminiscent of the x and p operators of a harmonic oscillator

$$X_i := A_i + A_i^\dagger, \quad P_i := A_i - A_i^\dagger. \quad (19)$$

Then, the studied operator set is given by $\mathcal{B}_{XP} := \{X_i, \dots, P_i, \dots\}$. If some operators would be 0, e.g., P_i for any Hermitian A_i , or duplicate, e.g., certain X_i for g -type terms where $g_{k\sigma} = g_{k+Q\sigma}^\dagger$, we omit these redundant operators.

Due to this particular choice of operators, the matrices occurring in (14c) acquire a block structure

$$\mathcal{M} = \begin{pmatrix} \mathcal{K}_+ & \kappa \\ \kappa^\dagger & \mathcal{K}_- \end{pmatrix}, \quad \mathcal{N} = \begin{pmatrix} \Lambda_+ & \mathcal{L} \\ \mathcal{L}^\dagger & \Lambda_- \end{pmatrix}, \quad (20)$$

where the upper block refers to all X_i operators and the lower block to all P_i operators. Furthermore, due to symmetry, the relations $\text{Im}[\mathcal{K}_\pm] = \text{Re}[\kappa] = 0$ and $\text{Re}[\Lambda_\pm] = \text{Im}[\mathcal{L}] = 0$ hold. Since the mean-field Hamiltonian is real, all ensuing expectation values are real and we can conclude both matrices have large empty blocks with zero elements: $\kappa = 0$ and $\Lambda_\pm = 0$. This condition is fulfilled for all cases investigated in this article because the model displays inversion symmetry and time-reversal symmetry or at least the combination of both in the AFM phase.

To study the collective excitations quantitatively, we investigate various retarded Green's functions

$$G_{AB}^{\text{ret}}(t) = -i\langle [A(t), B] \rangle \Theta(t), \quad (21a)$$

where $\Theta(t)$ is the Heaviside function and their Fourier transforms

$$G_{AB}(z = \omega + i0^+) = -i \int_0^\infty e^{izt} \langle [A(t), B] \rangle dt. \quad (21b)$$

The choice of the symplectic operator product enables us to write down the matrix-valued Green's functions in terms of the introduced norm and dynamical matrix

$$\mathcal{G}(z = \omega + i0^+) = \mathcal{N} \frac{1}{-z\mathcal{N} - \mathcal{M}} \mathcal{N} \quad (22a)$$

$$:= -\mathcal{N} \mathcal{R}(z) \mathcal{N}, \quad (22b)$$

where we introduced the resolvent

$$\mathcal{R}(z) := \frac{1}{z\mathcal{N} + \mathcal{M}}. \quad (22c)$$

The entries of this matrix $\mathcal{G}(z)$ are the Fourier-transformed Green's functions given in (21b) with respect to the studied operators. For simplicity, we formulate the relation between the Green's functions and the matrices for the operators A_j . Eventually, we use the block representation resulting for the operators X_i and P_i . The matrix element (j, i) refers to

$$\mathcal{G}_{ji}(z = \omega + i0^+) = G_{A_j A_i^\dagger}(z) \quad (23a)$$

$$= -i \int_0^\infty \langle [A_j(t), A_i^\dagger(0)] \rangle e^{izt} dt. \quad (23b)$$

Performing the Fourier transformation yields

$$G_{A_j A_i^\dagger}(z) = i \int_0^\infty e^{izt} \langle [A_i^\dagger(0), A_j(t)] \rangle dt \quad (24a)$$

$$= i \int_0^\infty e^{izt} \langle [\sum_m a_{i,m}^*(0) A_m^\dagger, \sum_n a_{j,n}(t) A_n] \rangle dt \quad (24b)$$

$$= i \int_0^\infty \sum_{mn} e^{izt} a_{i,m}^*(0) \underbrace{\langle [A_m^\dagger, A_n] \rangle}_{\equiv \mathcal{N}_{mn}} a_{j,n}(t) dt \quad (24c)$$

$$= i \int_0^\infty e^{izt} \vec{a}_i^\dagger(0) \mathcal{N} \vec{a}_j(t) dt, \quad (24d)$$

where $\vec{a}_j(0)$ and $\vec{a}_i^\dagger(0)$ embody the initial conditions $A_j = \sum_n a_{j,n} A_n$ and $A_i^\dagger = \sum_n a_{i,n}^* A_n^\dagger$. Assuming that \mathcal{N} is invertible we solve the differential equation (14c)

$$\vec{a}_j(t) = \exp(i\mathcal{N}^{-1}\mathcal{M}t) \vec{a}_j(0). \quad (25)$$

Then, the final result reads

$$G_{A_j A_i^\dagger}(z) = i \int_0^\infty \vec{a}_i^\dagger(0) \mathcal{N} \exp(i(\mathcal{N}^{-1}\mathcal{M} + z)t) \vec{a}_j(0) dt \quad (26a)$$

$$= -\vec{a}_i^\dagger(0) \left[\mathcal{N} \frac{1}{\mathcal{N}^{-1}\mathcal{M} + z} \right] \vec{a}_j(0) \quad (26b)$$

$$= -\vec{a}_i^\dagger(0) [\mathcal{N} \mathcal{R}(z) \mathcal{N}] \vec{a}_j(0) \quad (26c)$$

with the resolvent $\mathcal{R}(z)$ from (22c). Obviously, the key task is computing the resolvent \mathcal{R} efficiently.

To this end, we exploit the matrix structure in (20) and assume that all matrix entries are real so that $\kappa_{ij} = \Lambda_{\pm,ij} = 0$ holds. Then, with $r_X(z) := \mathcal{R}|_{XX}$ denoting the upper left block of a matrix \mathcal{R} which refers to the

X -operators, we can calculate

$$r_X(z) = \frac{1}{\mathcal{M} + z\mathcal{N}} \Big|_{XX} \quad (27a)$$

$$= \left[\frac{1}{\mathcal{M}} - \frac{1}{\mathcal{M}} z\mathcal{N} \frac{1}{\mathcal{M}} + \frac{1}{\mathcal{M}} z\mathcal{N} \frac{1}{\mathcal{M}} z\mathcal{N} \frac{1}{\mathcal{M}} - \dots \right]_{XX} \quad (27b)$$

$$= \frac{1}{\mathcal{M}} \sum_{j=0}^{\infty} \left(-z\mathcal{N} \frac{1}{\mathcal{M}} \right)^j \Big|_{XX}. \quad (27c)$$

We can safely omit every second term of the sum since we want to obtain the upper left block of the matrix only and \mathcal{N} always swaps between the upper left and lower right block. Thus, we obtain

$$r_X(z) = \frac{1}{\mathcal{M}} \sum_{j=0}^{\infty} z^{2j} \left(\mathcal{N} \frac{1}{\mathcal{M}} \right)^{2j} \Big|_{XX} \quad (28a)$$

$$= \frac{1}{\mathcal{M} - z^2 \mathcal{N} \mathcal{M}^{-1} \mathcal{N}} \Big|_{XX} \quad (28b)$$

$$= \frac{1}{\mathcal{K}_+ - z^2 \mathcal{L} \mathcal{K}_-^{-1} \mathcal{L}^\dagger}. \quad (28c)$$

For brevity, we define $\check{N}_X := \mathcal{L} \mathcal{K}_-^{-1} \mathcal{L}^\dagger$. Since \mathcal{M} is positive semidefinite and block diagonal its blocks \mathcal{K}_\pm are positive semidefinite as well. Therefore, \check{N}_X is also positive semidefinite and Hermitian so that its square root can be defined. Then, the resolvent $r_X(z)$ can be expressed by

$$r_X(z) = -\check{N}_X^{-1/2} \frac{1}{z^2 - \check{N}_X^{-1/2} \mathcal{K}_+ \check{N}_X^{-1/2}} \check{N}_X^{-1/2}, \quad (29)$$

where the matrix $\check{M}_X := \check{N}_X^{-1/2} \mathcal{K}_+ \check{N}_X^{-1/2}$ is used; it is positive semidefinite and Hermitian by the previous arguments.

If \check{N}_X has a singular part, for instance, due to numerical inaccuracies or for particular operators, the inverse can be replaced by the Moore-Penrose pseudo-inverse. A possible way to compute this inverse is to diagonalize $\check{N}_X = \mathcal{V} \mathcal{D} \mathcal{V}^\dagger$ yielding a diagonal matrix \mathcal{D} and a unitary transformation matrix \mathcal{V} . Then, the pseudo-inverse can be defined by

$$\check{N}_X^{\text{MP}} := \mathcal{V} \mathcal{D}^{\text{MP}} \mathcal{V}^\dagger \quad (30)$$

with

$$(\mathcal{D}^{\text{MP}})_{ij} = \begin{cases} 1/\mathcal{D}_{ij} & \mathcal{D}_{ij} \neq 0 \\ 0 & \text{otherwise} \end{cases}. \quad (31)$$

Note that this definition recovers the standard inverse for invertible matrices.

The same calculation can be repeated by exchanging X with P , yielding the relation for the lower right block.

The relevant matrices turn out to be

$$\check{N}_P := \mathcal{L}^\dagger \mathcal{K}_+^{-1} \mathcal{L} \quad (32a)$$

$$\check{M}_P := \check{N}_P^{-1/2} \mathcal{K}_- \check{N}_P^{-1/2}. \quad (32b)$$

Summarizing, the Green's function is given by

$$G_{X_j, X_i}(z) = -\check{x}_j^\dagger(0) \mathcal{L}^\dagger r_X(z) \mathcal{L} \check{x}_i(0), \quad (33a)$$

$$G_{P_j, P_i}(z) = -\check{p}_j^\dagger(0) \mathcal{L} r_P(z) \mathcal{L}^\dagger \check{p}_i(0), \quad (33b)$$

where the vectors $x_j(0)$ and $x_i(0)$ describe the initial conditions for the operators X_j and X_i , respectively and $p_j(0)$ and $p_i(0)$ correspondingly for the operators P_j and P_i . The resolvent $r_X(z)$ is given in (29) and

$$r_P(z) = -\check{N}_P^{-1/2} \frac{1}{z^2 - \check{M}_P} \check{N}_P^{-1/2}. \quad (34)$$

The remaining task consists of finding the inverse $1/(z^2 - \check{M})$ for all z . This, however, can be achieved efficiently using a Lanczos tridiagonalization and a continued fraction expansion in terms of the Lanczos coefficients a_i and b_i [62, 63]. In the single-band case, the coefficients approach the limit

$$a_\infty = \frac{\omega_+ + \omega_-}{2} \quad \text{and} \quad b_\infty = \frac{\omega_+ - \omega_-}{4}, \quad (35)$$

where ω_\pm represents the upper and lower band edge, respectively [62]. The continued fraction is truncated at some depth when the coefficients a_i and b_i are sufficiently close to the limits (35). Then, the truncated continued fraction can be terminated by the square root terminator

$$T(\omega) = \frac{1}{2b_\infty^2} \left(\omega - a_\infty \mp \sqrt{(\omega - a_\infty)^2 - 4b_\infty^2} \right), \quad (36)$$

where the negative sign is to be chosen for $\omega - a_\infty > 2b_\infty$ and the positive sign for $\omega - a_\infty < -2b_\infty$. For $|\omega - a_\infty| < 2b_\infty$, the square root in (36) is replaced by $+i\sqrt{4b_\infty^2 - (\omega - a_\infty)^2}$.

Note that the coefficients start to deviate from the limits (35) as more and more Lanczos iterations are performed [63]. Therefore, we terminate the continued fraction with the aforementioned terminator when the pair of coefficients occurs in the fraction which deviates the least from a_∞ and b_∞ .

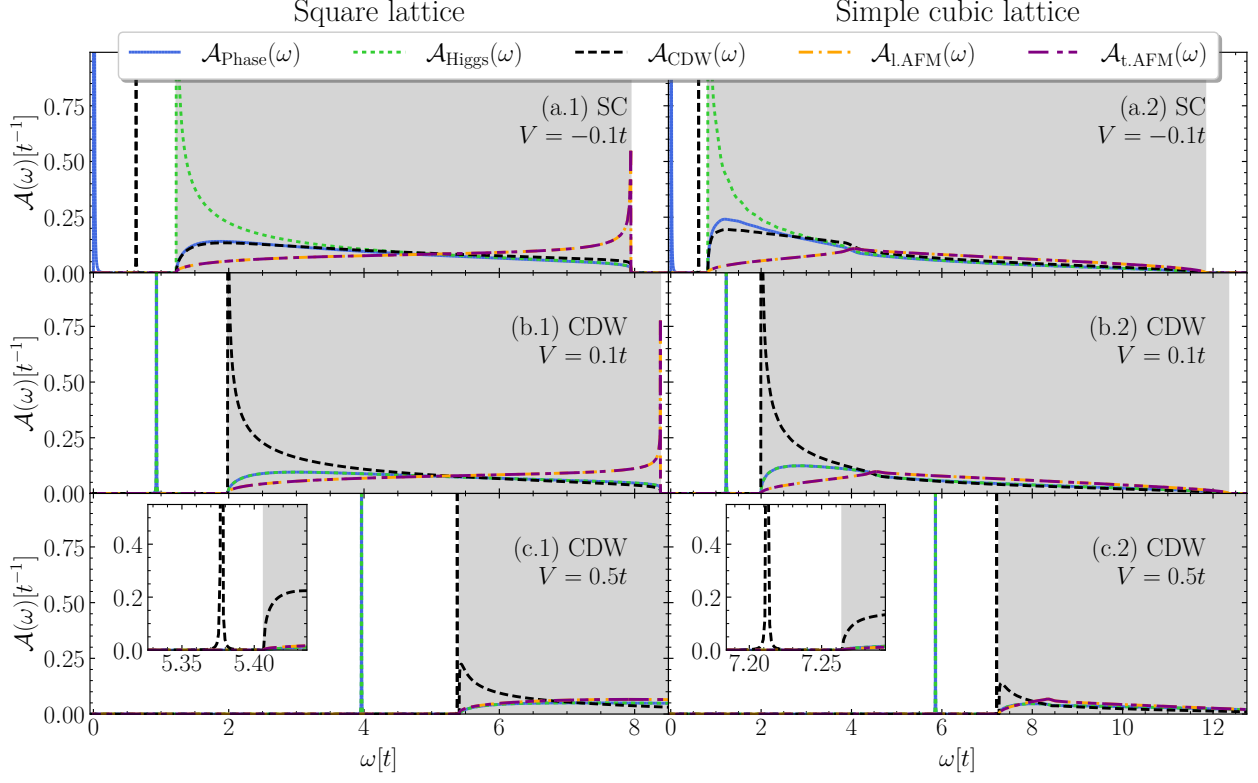


FIG. 2. Spectral functions of the operators listed in Eq. (37). The left column shows the results for the square lattice and the right column for the simple cubic lattice. The left edge of each plot is at $-0.05t$ in order to improve the visibility of the phase peak at zero frequency (\hbar is set to unity). The gray area marks the two-particle continuum. The parameters are set to $U = -2.5t$ and $N_\gamma = 6000$, while V is varied according to the legends. The panels show the spectral functions in the SC phase (a) and in the CDW phase, (b) and (c), respectively.

IV. RESULTS

We investigate four different diagonal Green's functions $G_{AA^\dagger}(\omega + i0^+)$ with

$$A_{\text{Higgs}} = \frac{1}{\sqrt{N}} \sum_{\vec{k}} (f_{\vec{k}} + f_{\vec{k}}^\dagger) = \int_{-1}^1 d\gamma (f_\gamma + f_\gamma^\dagger), \quad (37a)$$

$$A_{\text{Phase}} = \frac{i}{\sqrt{N}} \sum_{\vec{k}} (f_{\vec{k}} - f_{\vec{k}}^\dagger) = \int_{-1}^1 d\gamma (f_\gamma - f_\gamma^\dagger), \quad (37b)$$

$$A_{\text{CDW}} = \frac{1}{\sqrt{N}} \sum_{\vec{k}} (g_{\vec{k}\uparrow} + g_{\vec{k}\downarrow}) = \int_{-1}^1 d\gamma (g_{\gamma\uparrow} + g_{\gamma\downarrow}), \quad (37c)$$

$$A_{\text{l.AFM}} = \frac{1}{\sqrt{N}} \sum_{\vec{k}} (g_{\vec{k}\uparrow} - g_{\vec{k}\downarrow}) = \int_{-1}^1 d\gamma (g_{\gamma\uparrow} - g_{\gamma\downarrow}), \quad (37d)$$

$$A_{\text{t.AFM}} = \frac{1}{\sqrt{N}} \sum_{\vec{k}} (\tau_{\vec{k}} + \tau_{\vec{k}}^\dagger) = \int_{-1}^1 d\gamma (\tau_{\gamma\uparrow} + \tau_{\gamma\downarrow}), \quad (37e)$$

where N is the number of lattice sites in the system. Each of these operators generates a different kind of collective mode. The first operator excites the amplitude mode of the s -wave superconducting state while the second one excites the phase mode [51]. The remaining two operators induce the collective behavior of the CDW and AFM order, respectively. This means these Green's functions are the susceptibilities towards alternating local potential (CDW) or alternating magnetic field (AFM). Below, we refer to the Green's functions of these operators by $\mathcal{G}_\alpha(\omega) = G_{A_\alpha A_\alpha^\dagger}(\omega)$ with $\alpha \in \{\text{Higgs}, \text{Phase}, \text{CDW}, \text{l.AFM}, \text{t.AFM}\}$. Furthermore, we use SC when the Higgs and phase mode yield the same spectral function and AFM when longitudinal and transversal magnons yield the same spectral function.

The operators in (37) are Hermitian and of bosonic character. This means that all spectral functions are antisymmetric [64]. For this reason, we only show the part $\omega \geq 0$ in our plots. Additionally, we add a small positive imaginary part of $10^{-5}t$ to ω in order to plot the δ peaks as Lorentzians. We analyze the effect of different numbers of sampling points N_γ in App. D.

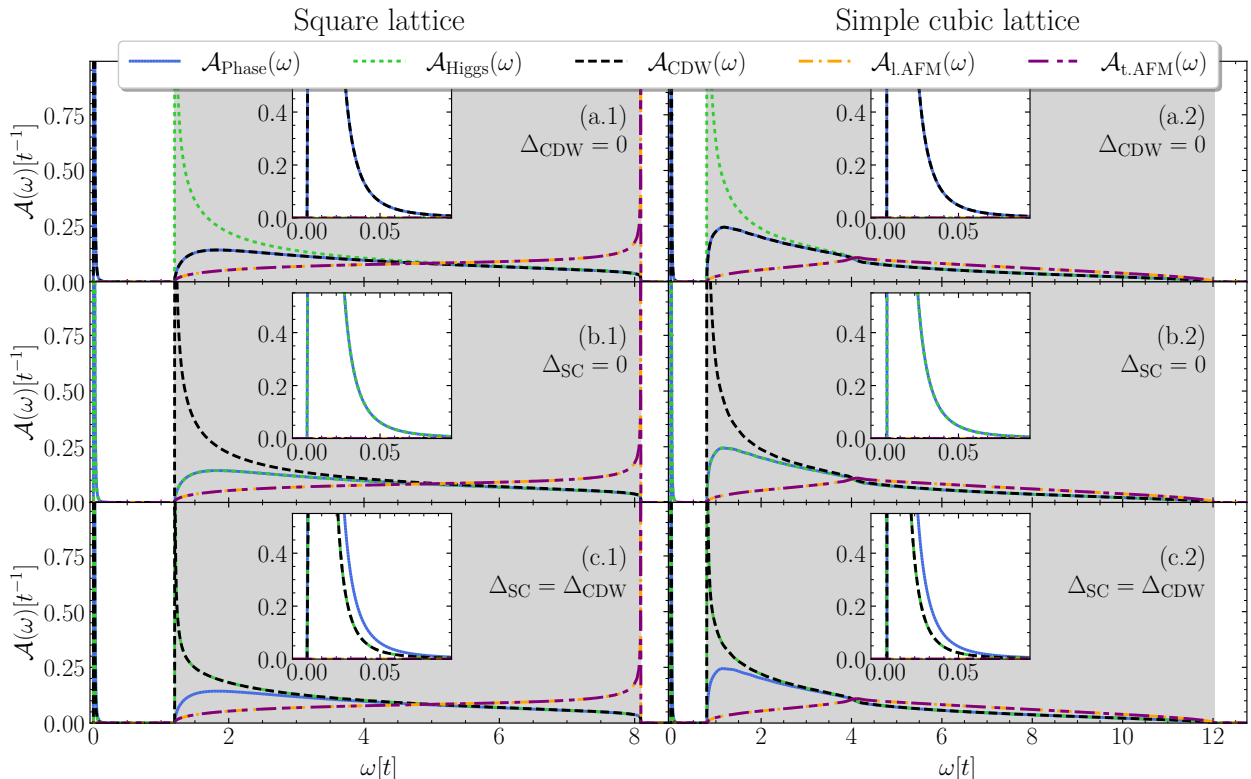


FIG. 3. Same as Fig. 2 except that $V = 0$, i.e., SC and CDW order can coexist due to the $SO(4)$ symmetry. Since the ratio of Δ_{SC} to Δ_{CDW} can be chosen arbitrarily, we show in (a) the spectral functions for $\Delta_{CDW} = 0$ and in (b) for $\Delta_{SC} = 0$ while we distribute the gap equally in (c).

A. Classification of the spectral functions

Let us describe the spectral functions $\mathcal{A}_\alpha(\omega) = -(1/\pi) \text{Im}[\mathcal{G}_\alpha(\omega + i0^+)]$ of the operators above in the various phases. Fig. 2 shows them at $U = -2.5t$ in the SC ($V = -0.1t$) and in the CDW ($V = 0.1t$ and $V = 0.5t$) phase.

There are a variety of different features. The results for the lattices in 2D and 3D are very similar and differ only quantitatively. In the SC phase, see Fig. 2(a), there is a sharp peak located at $\omega = 0$ in $\mathcal{A}_{\text{Phase}}(\omega)$ and a singularity in $\mathcal{A}_{\text{Higgs}}(\omega)$ located at $\omega = 2\Delta_{SC}$. We identify them with the well-known Anderson-Bogoliubov mode and Higgs mode, respectively, in superconductors [43–59]. The former must not have any weight because of the antisymmetry of the spectral function. The peak itself is located at zero energy because the model (1) describes a neutral superfluid without coupling of the phase of the order parameter to the electromagnetic fields. Therefore, this phase may be chosen arbitrarily, and changing it requires no energy which ultimately induces a Goldstone mode to exist [65, 66].

To characterize the occurring peaks that lie outside the two-particle continuum, we inspect the real part of the Green’s function. We plot it in the vicinity of the

peaks with a double logarithmic scale and fit the result linearly $y = ax + b$ to obtain its power-law behavior. The real part is related to the imaginary part via the Kramers-Kronig relations. Specifically, if the imaginary part is a δ distribution, the real part will be proportional to $1/\omega$, i.e., $a = -1$, and the peak has the weight $W_0 = \exp(b)$. Furthermore, an exponent of $a = -2$ corresponds to the derivative of the δ distribution, i.e., $\delta'(\omega)$. The fits themselves are given in App. B.

This analysis yields that the real part of $\mathcal{G}_{\text{Phase}}(\omega)$ near $\omega = 0$ behaves like $1/\omega^2$ showing that the peak in $\mathcal{A}_{\text{Phase}}(\omega)$ is the derivative of a δ distribution. The weight of such a peak is given by the integral $\int \delta'(\omega)d\omega = 0$ and thus vanishes in accordance with expectations.

The singularity in $\mathcal{A}_{\text{Higgs}}(\omega)$ behaves like $1/\sqrt{\omega - 2\Delta_{SC}}$. Previous studies on the dynamics of the order parameter found dephasing oscillations after a quench. These oscillations have the frequency $\Omega = 2\Delta_{SC}$ and fall off like $1/\sqrt{t}$ [19, 21, 52]. An inverse Fourier transform of $\mathcal{A}_{\text{Higgs}}(\omega)$ yields precisely this behavior, thereby corroborating our results.

In the CDW phase, see panels (b) and (c) of Fig. 2, both spectral functions $\mathcal{A}_{\text{Higgs}}(\omega)$ and $\mathcal{A}_{\text{Phase}}(\omega)$ become identical and display a δ peak below the two-particle continuum. In this case, both modes describe a cooperon,

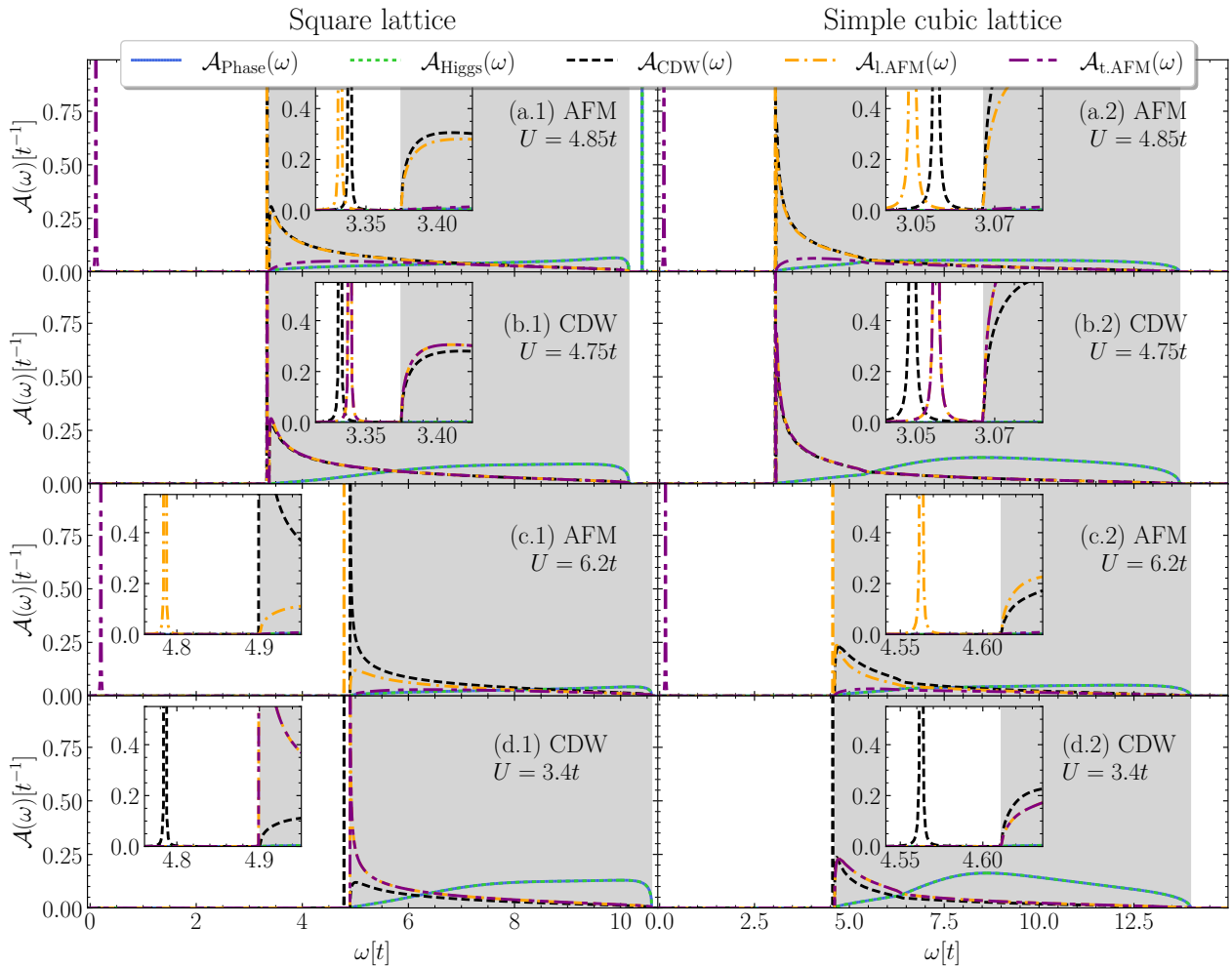


FIG. 4. Same as Fig. 2 except that we are focusing on the AFM-CDW phase transition. For the square lattice, we set $V = 1.2t$, and for the simple cubic lattice, $V = 0.8t$. This choice yields the phase transition at $U = 4.8t$ for both lattices. The panels (a) and (c) show the spectral functions in the AFM phase and the panels (b) and (d) in the CDW phase.

i.e., a bound state of two electrons or two holes. Following the Landau theory for continuous phase transitions, it is to be expected that both excitations show the same spectral behavior. If the free energy is expanded in powers of the order parameter

$$f(\Delta_{\text{SC}}) \approx r|\Delta_{\text{SC}}|^2 + \frac{u}{2}|\Delta_{\text{SC}}|^4, \quad (38)$$

with $u > 0$. For $r < 0$, the system is in the SC phase and Δ_{SC} is finite. Then it makes a difference if one excites *along* Δ_{SC} in the complex plane (Higgs mode) or *perpendicular* to it (phase mode). For $r > 0$, however, the order vanishes, $\Delta_{\text{SC}} = 0$, and no distinction between Higgs and phase mode can be made [67]. Both possible excitation processes have to overcome the same energy.

In the SC phase, $\mathcal{A}_{\text{CDW}}(\omega)$ features a δ peak below the continuum corresponding to the finite energy necessary to excite the electronic density modulation of CDW type. This mode corresponds to the creation of an exciton since

it results from a bilinear operator with creation and annihilation fermionic operator so that it represents a bound electron-hole pair. For moderate values of $V > 0$, i.e., in the CDW phase, see panel (b) at $V = 0.1t$, the CDW spectral function shows a singularity at $\omega = 2\Delta_{\text{CDW}}$. This mode moves out of the two-particle continuum upon increasing V and becomes a proper δ peak, see panel (c) of Fig. 2 at $V = 0.5t$.

The spectral functions $\mathcal{A}_{\text{t.AFM}}(\omega)$ and $\mathcal{A}_{\text{l.AFM}}(\omega)$ are identical and restricted to the continuum for both phases and both lattices. This can be understood by the same argument used for the identity of $\mathcal{A}_{\text{Phase}}(\omega)$ and $\mathcal{A}_{\text{Higgs}}(\omega)$ outside of the SC phase: If no AFM order is present, there is no distinction between a longitudinal and a transversal excitation. The same amount of energy is required to create any such excitation which is a magnon or paramagnon if there is no long-range AFM order. For the square lattice, there is a singularity lo-

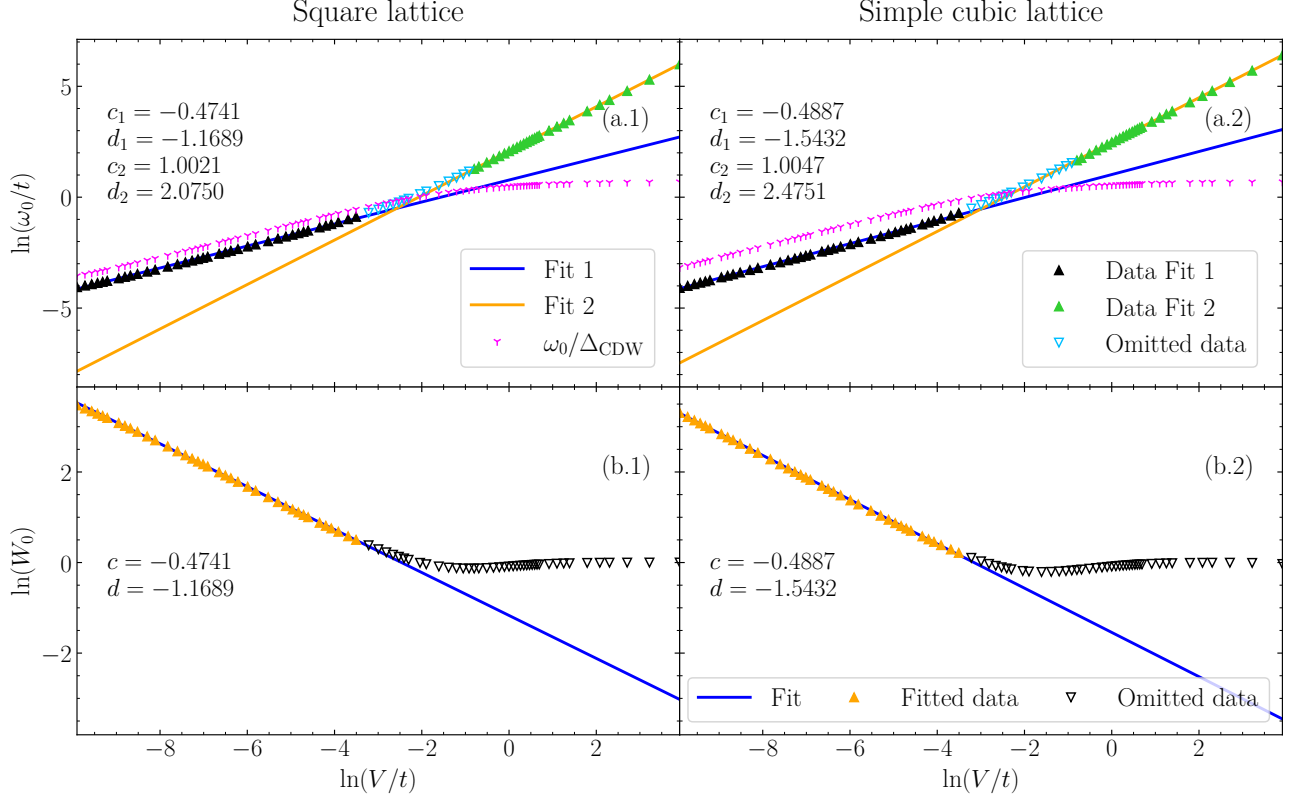


FIG. 5. The upper panels (a) show double logarithmic plots of the positions ω_0 of the peak in $\mathcal{A}_{\text{SC}}(\omega)$ in the CDW phase while the lower panels (b) show their respective weights W_0 . In the upper panels, the pink markers additionally show the peak position divided by the gap $\omega_0/\Delta_{\text{CDW}}$. The left column shows the results for the square lattice and the right column for the simple cubic lattice at $U = -2.5t$. The fits are linear in the double logarithmic plot, i.e., $y(V) = e^d V^c$, and the parameters are indicated in the panels.

cated at the upper edge of the two-particle continuum. But this does not occur in the 3D case. Including lifetime effects, sharp features at the upper edge of the continuum are expected to be smeared out anyway.

At $V = 0$, the SC and the CDW order can coexist due to the $\text{SO}(4)$ symmetry. In this phase, the mean-field single-particle energies are given by

$$E_{\pm} = \pm \sqrt{\epsilon^2 + |\Delta_{\text{CDW}}|^2 + |\Delta_{\text{SC}}|^2}. \quad (39)$$

This means that the proper order parameter is $\Delta_{\text{tot}} := \sqrt{|\Delta_{\text{CDW}}|^2 + |\Delta_{\text{SC}}|^2}$. Here, Δ_{CDW} and Δ_{SC} can change arbitrarily without affecting the system's energy as long as Δ_{tot} remains constant. This degeneracy of both phases is rigorously exact due to the $\text{SO}(4)$ symmetry [2].

In Fig. 3, we show the spectral functions for $U = -2.5t$ and $V = 0$. The different panels correspond to different choices for Δ_{CDW} and Δ_{SC} . First, in panel (a), we set $\Delta_{\text{CDW}} = 0$. This results in a purely superconducting phase with the same features as in Fig. 2(a). The peak in $\mathcal{A}_{\text{CDW}}(\omega)$ moves to $\omega = 0$ because it does not cost energy to enhance the CDW order parameter if it is compensated by a reduction of the SC order parameter.

In fact, $\mathcal{A}_{\text{CDW}}(\omega)$ and $\mathcal{A}_{\text{Phase}}(\omega)$ are identical since they are linked by the $\text{SO}(4)$ symmetry.

Second, panel (b) shows the spectral functions for $\Delta_{\text{SC}} = 0$, i.e., in a purely charge-ordered phase. Similar to before, there is not much change compared to Fig. 2(b). The spectral functions $\mathcal{A}_{\text{Higgs}}(\omega)$ and $\mathcal{A}_{\text{Phase}}(\omega)$ are still identical since no SC order is present. Both exhibit a sharp peak at $\omega = 0$ proportional to $\delta'(\omega)$ which reflects that an SC order can be introduced without energy cost if compensated by a reduction of the CDW order.

Last, we choose $\Delta_{\text{CDW}} = \Delta_{\text{SC}}$ in panel (c). For this specific ratio of Δ_{CDW} and Δ_{SC} , $\mathcal{A}_{\text{Higgs}}(\omega)$ and $\mathcal{A}_{\text{CDW}}(\omega)$ are identical. Choosing a different ratio yields qualitatively the same results, but the peaks differ in magnitude. Both spectral functions have a peak at $\omega = 0$ proportional to $\delta'(\omega)$ and a singularity at the lower edge of the two-particle continuum $\omega = 2\Delta_{\text{tot}}$. These singularities behave like $1/\sqrt{\omega - 2\Delta_{\text{tot}}}$. Varying the ratio of the two gap parameters allows one to switch between $\mathcal{A}_{\text{Higgs}}(\omega)$ and $\mathcal{A}_{\text{CDW}}(\omega)$ continuously.

We attribute the peak in the amplitude spectral functions at $\omega = 0$ to the freedom to vary the order parameters, i.e., diminishing one and increasing the other

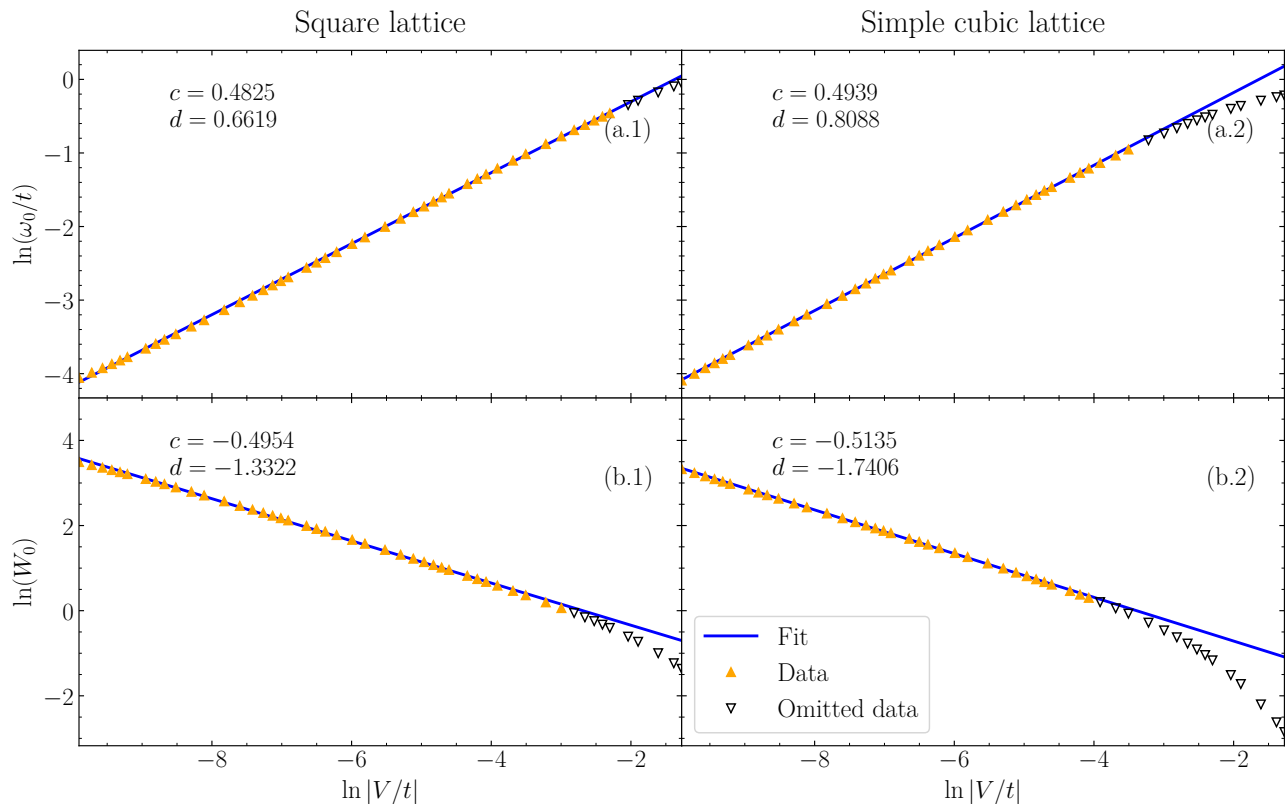


FIG. 6. Same as in Fig. 5, but for the peak in $\mathcal{A}_{\text{CDW}}(\omega)$ in the SC phase, i.e., for $V < 0$.

while keeping Δ_{tot} constant so that the system stays in its ground states. In the pure SC phase, we find this peak only in $\mathcal{A}_{\text{CDW}}(\omega)$. This can be understood as follows: The operator \mathcal{A}_{CDW} in (37) creates an exciton and thereby increases $|\Delta_{\text{CDW}}|$. This can be achieved without increasing the energy by lowering Δ_{SC} . However, the reversed argument is not true: Since Δ_{CDW} is already 0, creating another Cooper pair by virtue of $\mathcal{A}_{\text{Higgs}}$ always increases Δ_{tot} and thus requires a minimum energy of $2\Delta_{\text{tot}}$. The analogous argument holds for the pure CDW phase. If, however, both orders are present, the system can shift between them arbitrarily by creating either kind of excitation. Hence, in this case, we find a peak at $\omega = 0$ in both spectral functions.

The spectral function $\mathcal{A}_{\text{Phase}}(\omega)$ behaves as it does in the pure SC phase. It has only a peak at $\omega = 0$ that is associated with the freedom of choice of the phase of Δ_{SC} .

Finally, we investigate the same spectral functions close to the AFM-CDW phase transition as depicted in Fig. 4. We choose $V = 1.2t$ for the square lattice and $V = 0.8t$ for the simple cubic lattice so that the phase transition is located at $U = 4.8t$ in both cases. The panels (a) and (b) show the system close to the phase transition at $U = 4.8t \pm 0.05t$. Again, the SC-related spectral functions are identical in the CDW and the AFM phases

due to the absence of a finite SC order. Within the continuum, their weight is shifted towards the upper edge. On the square lattice only, there is a peak above the continuum. It is likely to be smeared out if lifetime effects were included. In the AFM phase, both $\mathcal{A}_{\text{I,AFM}}(\omega)$ and $\mathcal{A}_{\text{CDW}}(\omega)$ have a peak close to, but yet below, the two-particle continuum. The peak of the former is at a lower energy than the peak of the latter. In the CDW phase, this behavior is reversed, i.e., the peak of $\mathcal{A}_{\text{CDW}}(\omega)$ lies lower than the one in $\mathcal{A}_{\text{I,AFM}}(\omega)$. Analyzing the power-law behavior of the real part described above, see also App. B, we confirm that these peaks are δ peaks. Moving further away from the phase transition, here $U = 6.2t$ in panels (c) and $U = 3.4t$ in panels (d), the upper peak merges with the two-particle continuum while the lower one persists. We emphasize that the spectral function of the transverse magnon $\mathcal{A}_{\text{t,AFM}}(\omega)$ always displays a δ' peak at $\omega = 0$, independent of how far away the parameters are chosen from the phase transition. This is the expected behavior of a Goldstone boson.

B. SC-CDW transition

Having discussed the dominant peaks, we address their behavior when the system approaches the phase tran-

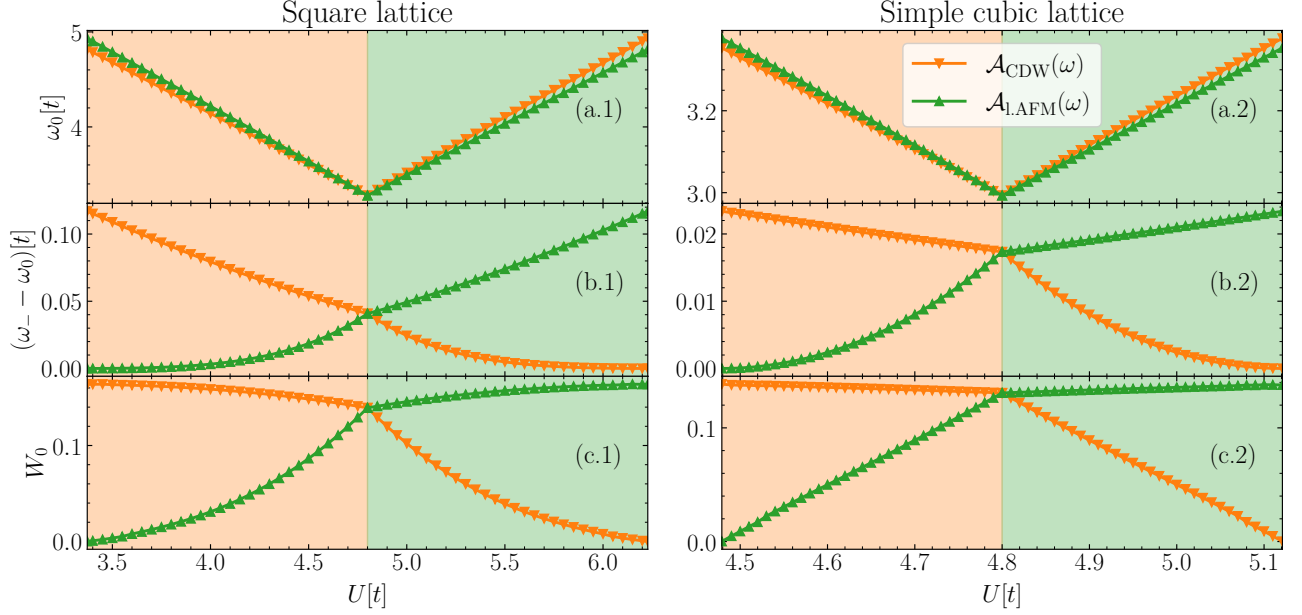


FIG. 7. The upper panels (a) show plots of the positions ω_0 of the peak in $\mathcal{A}_{\text{CDW}}(\omega)$ (orange lines) and $\mathcal{A}_{\text{I,AFM}}(\omega)$ (green lines) close to the corresponding phase transition at $U = 4.8t$. Again, we choose $V = 1.2t$ for the square lattice (left column) and $V = 0.8t$ for the simple cubic lattice (right column), respectively. The middle panels (b) depict the peak positions relative to the lower edge of the two-particle continuum ω_- , while the bottom panels (c) show the peak weights. The shadings indicate the phase in which the system is. Green represents AFM while orange represents CDW. Note the difference in the scales for the two lattices.

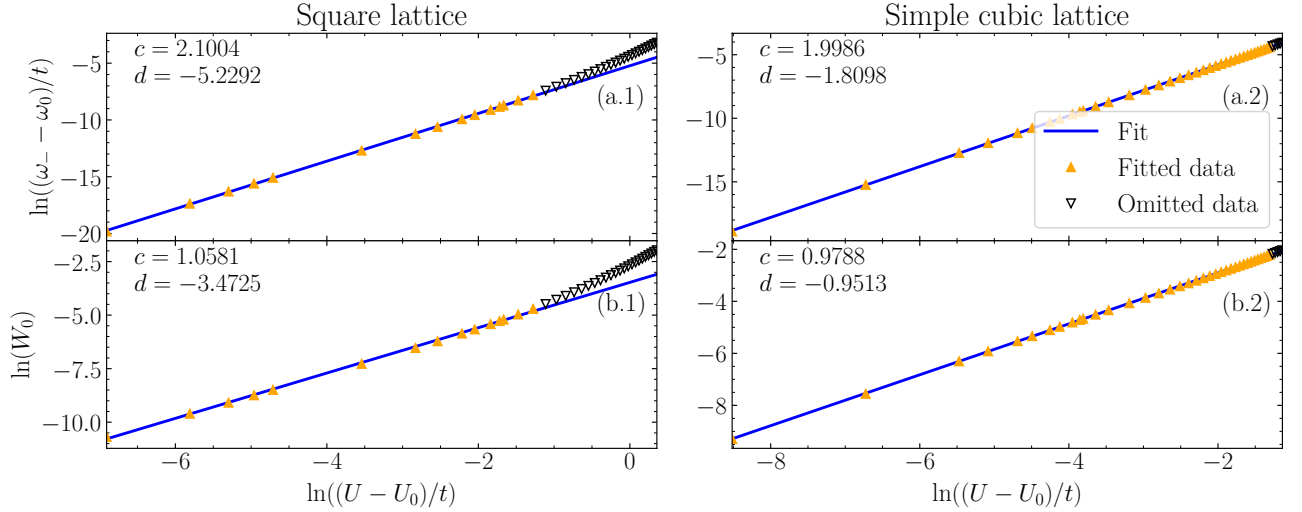


FIG. 8. The upper panels (a) show double logarithmic plots of the positions ω_0 of the peak in $\mathcal{A}_{\text{I,AFM}}(\omega)$ relative to the lower edge of the two-particle continuum ω_- . The lower panels (b) depict the respective weights W_0 . Again, we choose $V = 1.2t$ for the square lattice (left column) and $V = 0.8t$ for the simple cubic lattice (right column), respectively. The interaction U_0 denotes the highest value of U for which there is no peak below the two-particle continuum, i.e., for $U > U_0$ a peak occurs. For the square lattice, we find $U_0 \approx 3.372t$ and for the simple cubic lattice $U_0 \approx 4.479t$. The parameter range depicted here places the system within the CDW phase. The fits are of the same kind as in Fig. 5.

sition between the SC and CDW phase at $V = 0$ for $U = -2.5t$. First, we investigate the identical peak in $\mathcal{A}_{\text{Phase}}(\omega)$ and $\mathcal{A}_{\text{Higgs}}(\omega)$, respectively, in the CDW phase. The evolution of its position ω_0 and its weight W_0 as a function of V is depicted double logarithmically in Fig. 5. For $V \ll t$, the position increases with the square root of V . This behavior crosses over to a purely linear growth for large V . The gap position ω_0 relative to the gap Δ_{CDW} shows a plateau for large V while leaving the square root behavior for small values of V hardly altered. The peak's weight W_0 decreases like $1/\sqrt{V}$ for $V \ll t$, reaching a shallow minimum for intermediate value of V , and eventually saturating at a constant value.

Summarizing, we see that for $V \ll t$ the peak position follows $\omega_0 = \alpha\sqrt{V}$ and its weight $W_0 = \beta/\sqrt{V}$, where α and β are some constants. Thus, we conclude $W_0 = \beta/(\alpha\omega_0)$. Furthermore, we know that the spectral functions are antisymmetric, i.e., we find

$$\mathcal{A}_{\text{Phase}}(\omega \ll t) = W_0(\delta(\omega - \omega_0) - \delta(\omega + \omega_0)) \quad (40a)$$

$$= -\frac{2\beta}{\alpha} \frac{\delta(\omega + \omega_0) - \delta(\omega - \omega_0)}{2\omega_0}. \quad (40b)$$

Taking the limit $V \rightarrow 0$ corresponds to the limit $\omega_0 \rightarrow 0$, i.e., leading to a ratio tending to the derivative

$$\lim_{h \rightarrow 0} \frac{f(x+h) - f(x-h)}{2h} = f'(x). \quad (41)$$

Applying this to the spectral peak yields

$$\lim_{\omega_0 \rightarrow 0} \mathcal{A}_{\text{Phase}}(\omega \ll t) = -\frac{2\beta}{\alpha} \delta'(\omega), \quad (42)$$

confirming our previous analysis of the phase peak being proportional to $\delta'(\omega)$.

Next, we analyze the peak in $\mathcal{A}_{\text{CDW}}(\omega)$ occurring if the system is in the SC phase for $V < 0$. A plot of its position ω_0 and weight W_0 is given in Fig. 6. The upper panels (a) and (b) depict the peak position and weight, respectively. For $|V| \ll t$, the behavior of both of them is the same as for the previously discussed peak in $\mathcal{A}_{\text{SC}}(\omega)$ in the CDW phase. Increasing $|V|$, the increase of the peak position slows down while the weights start to drop rapidly. We cannot compute the Green's functions for even larger $|V|$ with $V < 0$ because the dynamical matrix \mathcal{M} acquires negative eigenvalues below $V \approx -0.28t$ (square lattice) or $V \approx -0.34t$ (simple cubic lattice). We recall that this indicates that the assumed phase, i.e., the SC phase is not stable. Therefore, we conclude that for sufficiently negative values of V , the superconducting phase is not the true ground state as indicated by the red shading in Fig. 1. Specifically, the region of the SC phase on the square lattice appears to be even smaller than shown by the $d_{x^2-y^2}$ data from Ref. [7]. Recently, there has been evidence for phase separation for negative values of V on the square lattice, at least at finite temperature [37]. Thus, we interpret the negative eigenvalues in the dynamical matrix as indicators of phase separation. Physically, a strong attractive interaction clearly favors

phase separation since the particles prefer to stay close together so it is highly plausible that they gather in one region of the sample while leaving the remainder essentially empty. In 3D, we observe negative eigenvalues in \mathcal{M} for strongly negative interactions as well. Thus, we expect that phase separation also occurs on this lattice.

C. AFM-CDW transition

Last, we investigate how the modes behave as the system passes from the CDW to the AFM phase. As in the previous subsection, we plot the occurring peaks in $\mathcal{A}_{\text{CDW}}(\omega)$ and $\mathcal{A}_{\text{I.AFM}}(\omega)$ in the respective phases in Fig. 7. On the right-hand side of each panel, i.e., for $U > zV$, the system is in the AFM phase (green shading); on the left-hand side, it is in the CDW phase (orange shading). Qualitatively, the peak in $\mathcal{A}_{\text{I.AFM}}(\omega)$ behaves exactly like the peak in $\mathcal{A}_{\text{CDW}}(\omega)$ if the phases are swapped. We attribute this behavior to the simplicity of our model and do not expect this behavior quantitatively generic.

Panel (a) shows the peak positions which shift essentially linearly upon varying U . It is noteworthy, that in the AFM phase the peak in $\mathcal{A}_{\text{I.AFM}}(\omega)$ lies energetically lower than the one in $\mathcal{A}_{\text{CDW}}(\omega)$. This is reversed if the system is in the CDW phase. We conclude that it is energetically more favorable to create an AFM excitation (magnon) than a CDW exciton if the system is in the AFM phase. In the CDW phase, the creation of the CDW exciton is energetically cheaper than the creation of a magnon.

Additionally, we plot the peak positions in panel (b) relative to the lower edge of the two-particle continuum. We see that the lower-lying peak, i.e., the peak corresponding to the phase in which the system is, shifts further away from the continuum as the system moves away from the phase boundary. The other peak, however, shifts closer to the continuum until it dives into it. At this point, the weight of the merging peak vanishes, see panels (c). This occurs around $U \approx 4.8t + 1.428t$ ($\mathcal{A}_{\text{CDW}}(\omega)$) and $U \approx 4.8t - 1.428t$ ($\mathcal{A}_{\text{I.AFM}}(\omega)$) for the square lattice and around $U \approx 4.8t + 0.321t$ ($\mathcal{A}_{\text{CDW}}(\omega)$) and $U \approx 4.8t - 0.321t$ ($\mathcal{A}_{\text{I.AFM}}(\omega)$) for the simple cubic lattice.

The weights of the peaks in $\mathcal{A}_{\text{I.AFM}}(\omega)$ in the AFM phase (the same applies to $\mathcal{A}_{\text{CDW}}(\omega)$ in the CDW phase) grow as the system moves away from the phase transition. The same applies to the peaks in $\mathcal{A}_{\text{CDW}}(\omega)$ in the CDW phase.

In Fig. 8, we revisit the data of panels (b) and (c) of the previous figure on a double logarithmic scale. We restrict the analysis to $\mathcal{A}_{\text{I.AFM}}(\omega)$ in the CDW phase as the swapped case of $\mathcal{A}_{\text{CDW}}(\omega)$ in the AFM phase shows the same behavior. We consider U relative to the value U_0 at which the peak in $\mathcal{A}_{\text{I.AFM}}(\omega)$ ceases to exist. This occurs at $U_0 = 3.372t$ on the square lattice and at $U_0 = 4.479t$ on the simple cubic lattice. The peak positions ω_0 in panels (a) behave quadratically as they merge with

the two-particle continuum, i.e., $\omega_0 \propto (U - U_0)^2$ while the weights W_0 in panel (b) decrease linearly, i.e., $W_0 \propto (U - U_0)$. This behavior is generic for the peaks of bound states merging with their continua at vanishing binding energy [68–70].

V. CONCLUSION

The objective of this article was to study collective excitations in competing phases. We wanted to understand how collective excitations behave in the vicinity of phase transitions and how they signal these transitions, for example by softening or by losing spectral weight. To this end, we developed a general and versatile formalism based on iterated equations of motion. We could show that the formalism reproduces all rigorously known properties such as the existence of Goldstone bosons in case of broken continuous symmetries and the absence thereof if the broken symmetry is discrete.

We conducted an analysis of the mean-field phase diagram of the extended Hubbard model in two (2D) and three dimensions (3D). The results in both dimensions are qualitatively very similar. Specifically, we studied the competing phases of s -wave superconducting order (SC), alternating charge density wave order (CDW), and Néel antiferromagnetism (AFM). Furthermore, we were able to identify regions in which our analysis is incomplete in the sense that the assumed phases turn out to be unstable, but it is not obvious which phases are the stable ones. Since we observed this phenomenon for strongly attractive interactions we conjecture that the instability indicates the occurrence of phase separation in 2D and 3D. For the square lattice, recent findings at finite temperature also pointed in this direction [37].

We developed a method to obtain Fourier-transformed Green's functions based on iterated equations of motion and analyzed the most relevant of them. We identified the signatures of collective excitations in the spectral functions $\mathcal{A}_{\text{Higgs}}(\omega)$, $\mathcal{A}_{\text{Phase}}(\omega)$, $\mathcal{A}_{\text{CDW}}(\omega)$, $\mathcal{A}_{\text{l.AFM}}(\omega)$, and $\mathcal{A}_{\text{t.AFM}}(\omega)$ which are designed to excite the Higgs mode, the phase mode, a staggered density mode, a longitudinal, and a transversal magnon, respectively. The focus was the analysis of their behavior as the system approaches and crosses phase transitions. In particular, we identified the peak and the singularity occurring in the first two spectral functions related to superconductivity to be the well-known amplitude and phase modes in neutral superconductors and thereby provided a technique to obtain them starting from a microscopic description. Outside an SC phase, both spectral functions are identical while in an SC phase, the phase mode is massless while the Higgs mode is at the lower edge of the continuum. So, the phase mode manifests as the derivative of the δ function at zero energy complying with the asymmetry of the spectral function.

We observed the behavior of the peak in the SC-related spectral functions corresponding to a cooperon in various

phases. It shifts towards zero energy and acquires more and more weight as the system moves from the CDW phase toward the SC phase. The peak's relative position to the two-particle continuum and its weight saturate as the system moves away from the phase transition. In the SC phase close to the CDW phase, the peak in $\mathcal{A}_{\text{CDW}}(\omega)$ is located at a finite energy and has finite weight. It must represent a bound state because it is located below the two-particle continuum. This state is induced by the application of an electron creation and an electron annihilation without effect of its spin content so that we interpret it as an $S = 0$ exciton. It behaves similarly to the SC-related peak in non-SC phases.

In the vicinity of the AFM-CDW phase transition, the spectral densities $\mathcal{A}_{\text{CDW}}(\omega)$ and $\mathcal{A}_{\text{l.AFM}}(\omega)$ feature a peak. The former is the aforementioned exciton while the latter is a longitudinal magnon. Of course, this can also be seen as an exciton being a bound state of an electron and a hole, yet with spin content $S = 1$ and $S^z = 0$. The longitudinal magnon lies at lower energy in the AFM phase than the CDW exciton. In the CDW phases, the two peaks swap their relative energy positions. Moving away from the phase transition, the higher-lying peak merges with the two-particle continuum. The peak position relative to the two-particle continuum approaches 0 quadratically in ΔU while its weight approaches 0 linearly with ΔU where ΔU measures the distance to the interaction where the merging takes place.

Furthermore, we found the exciton peak in $\mathcal{A}_{\text{CDW}}(\omega)$ also at large values of V in the CDW phase, evolving smoothly from the CDW-AFM phase transition. We assume that this peak is always located outside of the two-particle continuum, even for small values of V . In this case, however, it can lie very close to the continuum, so that we cannot resolve it due to the limited accuracy of our numerics. So it seems to appear as a singularity at 2Δ for small values of V .

In the AFM phase, the spectral functions $\mathcal{A}_{\text{l.AFM}}(\omega)$ and $\mathcal{A}_{\text{t.AFM}}(\omega)$ are distinct. While the longitudinal magnon continues to manifest as a peak at relatively high energies the transversal magnon appears as a peak at zero energy within our numerical accuracy. Due to the asymmetry of the spectral, its peak is the derivative of a δ function. It is an advantageous feature of the adopted approach that the Goldstone theorem is automatically fulfilled. Both, phase mode and transversal magnon are located at zero energy if the corresponding symmetry is broken, i.e., the $U(1)$ symmetry and the $O(3)$ symmetry, respectively.

Future directions of research comprise incorporating the investigation of possible phase-separated states. This would enable us to delve deeper into the negative V regime of the phase diagrams and to analyze its collective excitations. Anticipating the occurrence of regions of high and low density of electrons, a necessary prerequisite is to investigate doped systems.

Another intriguing extension is to extend the study from the Γ point to the full Brillouin zone. This implies

studying the same phases with operators at finite wave vectors beyond the nesting vector. Conceptually, this extension is straightforward. But it spoils the efficient approach to discretize the γ space since the dependence on two wave vectors will no longer allow us to reduce all wave vector dependence to a single dependence on γ .

Additionally, one can fathom including a coupling of the electronic system to the electromagnetic fields so that we no longer study a neutral, but a charged superconducting system. One would expect to capture the important shift of the phase mode to finite energies close to the plasma frequency as explained by the Anderson-Higgs mechanism.

Lastly, one could deal with multi-band systems with even richer phase diagrams and corresponding collective excitations.

ACKNOWLEDGMENTS

This research was partially funded by the MERCUR Kooperation in project KO-2021-0027. We acknowledge very helpful discussions with Anna Böhmer, Jörg Büne-mann, Ilya Eremin, Götz Seibold, Joachim Stolze, and Zhe Wang as well as with all members of our research group.

Appendix A: Semipositivity of the dynamical matrix

We argue that \mathcal{M} is positive semidefinite if the system is in thermal equilibrium. For any $\vec{x} \in \mathbb{C}^N$, we consider

$$\vec{x}^\dagger \mathcal{M} \vec{x} = \sum_{ij} x_i^* x_j \mathcal{M}_{ij} \quad (\text{A1a})$$

$$= \left\langle \left[\sum_i x_i^* A_i^\dagger, \left[H, \sum_j x_j A_j \right] \right] \right\rangle \quad (\text{A1b})$$

$$= \langle [B^\dagger, [H, B]] \rangle, \quad B := \sum_j x_j A_j. \quad (\text{A1c})$$

For \mathcal{M} to be positive semidefinite the expression above must not be negative. Exactly this property has been already proven in Refs. [71, 72] as the non-negativity of the double commutator.

Appendix B: Fits to the Green's functions

Here, we discuss fits to the real parts of various Green's functions in the different phases. All fits are linear of the type $y = ax + b$ in double logarithmic plots, i.e., a describes the exponent of the power-law behavior of the functions. An exemplary plot of the real part of $\mathcal{G}_{\text{Phase}}(\omega)$ in the SC phase is shown in panel (a) of Fig. 9. It behaves like $1/\omega^2$ indicating that the peak at $\omega = 0$ is the derivative of a δ distribution. The same kind of result is obtained for the transversal magnon in $\mathcal{A}_{\text{t.AFM}}(\omega)$ in

the AFM phase, as well as in $\mathcal{A}_{\text{Higgs}}(\omega)$ and $\mathcal{A}_{\text{CDW}}(\omega)$ in the coexistence phase.

The analogous analysis of the divergence at $\omega = 2\Delta$ found in $\mathcal{A}_{\text{Higgs}}(\omega)$ and $\mathcal{A}_{\text{CDW}}(\omega)$ at $V = 0$ reveals the power law $1/\sqrt{\omega}$.

Lastly, all other peaks below the two-particle continuum behave identically. The real part of them behaves like $1/\omega$ in close vicinity to the peak position. This indicates that the peaks are δ distributions. The peaks of $\mathcal{A}_{\text{L.AFM}}(\omega)$ and $\mathcal{A}_{\text{CDW}}(\omega)$ close to the phase transition are identical when swapped, i.e., $\mathcal{A}_{\text{L.AFM}}(\omega)$ in the CDW phase is the same as $\mathcal{A}_{\text{CDW}}(\omega)$ in the AFM phase. However, we do not believe that this identity is quantitatively generic.

Appendix C: Numerical treatment of the matrix elements in γ -space

We want to use operators such as (17) to span the considered operator set. Numerically, however, it is impossible to deal with matrices of infinite dimensions so a discretization is necessary. Additionally, we cannot use δ distributions as matrix elements. Therefore, we also discretize the δ distribution as follows. A mesh of equidistant sampling points is chosen for $\gamma \in [-1, 1]$. They are midpoints of intervals of length $\Delta\gamma$. Then, we define an approximate δ function by

$$h(\gamma) := \begin{cases} \frac{1}{\Delta\gamma} & |\gamma| < \frac{\Delta\gamma}{2} \\ 0 & \text{otherwise} \end{cases}. \quad (\text{C1})$$

Numerical integration amounts up to the finite sum over the sampling points and for the approximate δ function in particular reads

$$\int_{-1}^1 f(\tilde{\gamma}) h(\tilde{\gamma} - \gamma_j) d\tilde{\gamma} \approx \sum_i f(\gamma_i) h(\gamma_i - \gamma_j) \Delta\gamma = f(\gamma_j), \quad (\text{C2})$$

showing that $h(\gamma)$ mimics the continuous δ distribution on the discrete mesh. Note that the limit $\Delta\gamma \rightarrow 0$ reproduces the continuous case with the δ distribution.

We compute the matrix elements as

$$(A_i | A_j) = \frac{1}{N} \sum_{\vec{k}\vec{l}} h(\gamma_i - \hat{\gamma}(\vec{k})) h(\gamma_j - \hat{\gamma}(\vec{l})) (A_{\vec{k}} | A_{\vec{l}}). \quad (\text{C3})$$

Here, all expressions represent finite numbers so that they are suitable for numerical treatment. This procedure can also be applied to the matrix elements $(A_i | [H, A_j])$ of the dynamical matrix.

Additionally, we stress that expressions such as $(A_{\vec{k}} | A_{\vec{l}})$ or $(A_{\vec{k}} | [H, A_{\vec{l}}])$ can be reduced to sums proportional to γ_i or γ_j , respectively. Therefore, it is not necessary to implement any sort of computation in reciprocal space. As an example, let us consider $A_{\vec{k}} = f_{\vec{k}}^\dagger$ and

$$(f_{\vec{k}}^\dagger | f_{\vec{l}}^\dagger) = \delta_{\vec{k},\vec{l}} \langle 1 - n_{\vec{k}\uparrow} - n_{\vec{k}\downarrow} \rangle = \alpha(\vec{k}) \delta_{\vec{k},\vec{l}} \quad (\text{C4})$$

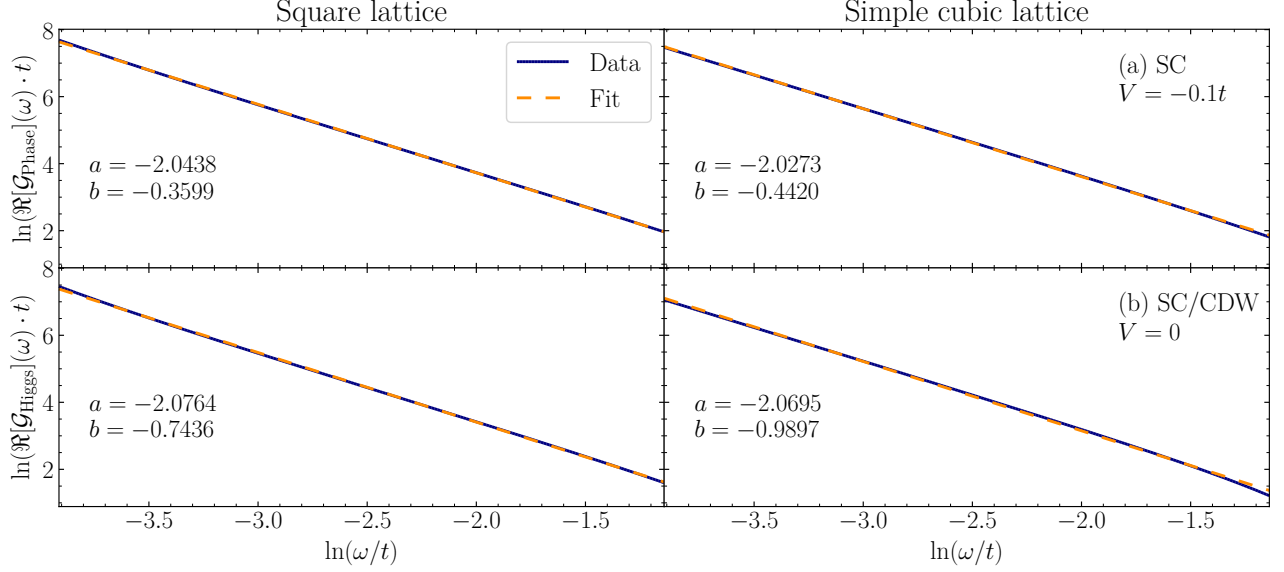


FIG. 9. The upper panel shows a log-log plot of the real part of $\mathcal{A}_{\text{Phase}}(\omega)$ in the SC phase at $U = -2.5t$ and $V = -0.1t$ as well as a linear fit to it. The lower panel shows the same plot for $\mathcal{A}_{\text{Higgs}}(\omega)$ in the coexistence phase at $V = 0$. The columns show the results for the square and the simple cubic lattice, respectively. The functions behave as $1/\omega^2$ indicating that the peaks in the spectral functions are derivatives of a δ distribution.

with $\alpha(\vec{k}) := 1 - \langle n_{\vec{k}\uparrow} + n_{\vec{k}\downarrow} \rangle$. Inserting this into Eq. (C3) yields

$$(A_i|A_j) = \frac{1}{N} \sum_{\vec{k}} \alpha(\vec{k}) h(\gamma_i - \hat{\gamma}(\vec{k})) h(\gamma_j - \hat{\gamma}(\vec{k})). \quad (\text{C5})$$

As stated in the main text, see Eq. (10), $\alpha(\vec{k})$ depends only on $\hat{\gamma}(\vec{k})$, hence we can pass from the wave vector integration to a γ integration and eventually to a γ sum

$$(A_i|A_j) = \int \rho(\gamma) h(\gamma_i - \gamma) h(\gamma_j - \gamma) \alpha(\gamma) d\gamma \quad (\text{C6a})$$

$$\approx \rho(\gamma_i) h(\gamma_j - \gamma_i) \alpha(\gamma_i) \quad (\text{C6b})$$

$$= \frac{\delta_{ij}}{\Delta\gamma} \rho(\gamma_i) \alpha(\gamma_i). \quad (\text{C6c})$$

Since $\Delta\gamma$ is a positive constant factor, it does not impact any of our matrix operations, i.e., we can shift it to the front of the expressions $\mathcal{M} \rightarrow \tilde{m}(\Delta\gamma)^2$ and $\mathcal{N} \rightarrow \tilde{n}(\Delta\gamma)^2$. This allows us to rewrite (26a) as

$$G_{AB^\dagger}(z) = -(\Delta\gamma)^2 \tilde{b}^\dagger(0) \left[\tilde{n} \frac{1}{\tilde{m} + z\tilde{n}} \tilde{n} \right] \tilde{a}(0) \quad (\text{C7})$$

for the general operators A and B and the initial conditions $A = \sum a_i A_i$ and $B = \sum b_i A_i$.

In order to provide an explicit example, let us compute $\mathcal{G}_{\text{Higgs}}(\omega)$ from (37). We order our operator set such that the operators $f_\gamma + f_\gamma^\dagger$ are the first ones in the set. Then, the initial conditions read

$$a_i = b_i = \begin{cases} 1 & 1 \leq i \leq N_\gamma \\ 0 & \text{otherwise} \end{cases}, \quad (\text{C8})$$

where N_γ is the number of sampling points. For the Green's function, this implies

$$\mathcal{G}_{\text{Higgs}}(z) = -(\Delta\gamma)^2 \sum_{i=1}^{N_\gamma} \sum_{j=1}^{N_\gamma} \left[\tilde{n} \frac{1}{\tilde{m} + z\tilde{n}} \tilde{n} \right]_{ij} \quad (\text{C9a})$$

$$\approx - \int d\gamma \int d\gamma' \left[\tilde{n} \frac{1}{\tilde{m} + z\tilde{n}} \tilde{n} \right] (\gamma, \gamma'). \quad (\text{C9b})$$

The first line is an approximation of the integral in the second line, as each matrix element corresponds to a specific value for γ .

Appendix D: Influence of the discretization

Most of the computed data barely depend on the number of sampling points N_γ . However, specific features at very small energies can be difficult to resolve properly, e.g., the peak in $\mathcal{A}_{\text{Phase}}(\omega)$ in the SC phase. We illustrate this effect in Fig. 10. Neglecting minor numerical scattering, the phase peak is properly located at $\omega = 0$ for the simple cubic lattice. On the square lattice, however, it follows a $\sqrt{1/N_\gamma}$ behavior, i.e., also approaching 0, but only in the limit $N_\gamma \rightarrow \infty$. This behavior can be observed for the other peaks at $\omega = 0$ as well. How strong this effect is, i.e., how large the deviation from 0 is depends on the spectral function as well as on the other parameters of the system, in particular its dimension.

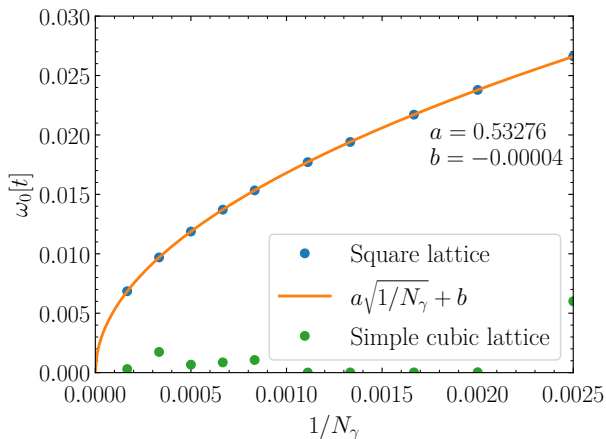


FIG. 10. Effect of the number of sampling points N_γ on the absolute position of the peak in $\mathcal{A}_{\text{Phase}}(\omega)$ for $U = -2.5t$ and $V = -0.1t$. On the simple cubic lattice, the peak already is located at $\omega = 0$ within numerical accuracy. On the square lattice, its position approaches 0 following $\sqrt{1/N_\gamma}$.

-
- [1] C. N. Yang, η pairing and off-diagonal long-range order in a Hubbard model, *Phys. Rev. Lett.* **63**, 2144 (1989).
- [2] C. N. Yang and S. Zhang, SO4 symmetry in a Hubbard model, *Modern Physics Letters B* **04**, 759 (1990).
- [3] J. E. Hirsch, Two-dimensional Hubbard model: Numerical simulation study, *Phys. Rev. B* **31**, 4403 (1985).
- [4] R. Žitko, Ž. Osolin, and P. Jeglič, Repulsive versus attractive Hubbard model: Transport properties and spin-lattice relaxation rate, *Phys. Rev. B* **91**, 155111 (2015).
- [5] E. H. Lieb, Two theorems on the Hubbard model, *Phys. Rev. Lett.* **62**, 1201 (1989).
- [6] R. Micnas, J. Ranninger, and S. Robaszkiewicz, An extended Hubbard model with inter-site attraction in two dimensions and high- T_c superconductivity, *Journal of Physics C: Solid State Physics* **21**, L145 (1988).
- [7] R. Micnas, J. Ranninger, S. Robaszkiewicz, and S. Tabor, Superconductivity in a narrow-band system with intersite electron pairing in two dimensions: A mean-field study, *Phys. Rev. B* **37**, 9410 (1988).
- [8] R. Micnas, J. Ranninger, and S. Robaszkiewicz, Superconductivity in a narrow-band system with intersite electron pairing in two dimensions. II. Effects of nearest-neighbor exchange and correlated hopping, *Phys. Rev. B* **39**, 11653 (1989).
- [9] M. Dzierzawa, Hartree-Fock theory of spiral magnetic order in the 2-d Hubbard model, *Zeitschrift für Physik B Condensed Matter* **86**, 49 (1992).
- [10] T. Kostyrko and R. Micnas, Collective modes of the extended Hubbard model with negative U and arbitrary electron density, *Phys. Rev. B* **46**, 11025 (1992).
- [11] A. B. Eriksson, T. Einarsson, and S. Östlund, Symmetries and mean-field phases of the extended Hubbard model, *Phys. Rev. B* **52**, 3662 (1995).
- [12] R. Staudt, M. Dzierzawa, and A. Muramatsu, Phase diagram of the three-dimensional Hubbard model at half filling, *The European Physical Journal B - Condensed Matter and Complex Systems* **17**, 411 (2000).
- [13] S. Onari, R. Arita, K. Kuroki, and H. Aoki, Phase diagram of the two-dimensional extended Hubbard model: Phase transitions between different pairing symmetries when charge and spin fluctuations coexist, *Phys. Rev. B* **70**, 094523 (2004).
- [14] A. Toschi, P. Barone, M. Capone, and C. Castellani, Pairing and superconductivity from weak to strong coupling in the attractive Hubbard model, *New Journal of Physics* **7**, 7 (2005).
- [15] J. Brackett, J. Newman, and T. N. De Silva, An effective mean field theory for the coexistence of antiferromagnetism and superconductivity: Applications to iron-based superconductors and cold Bose-Fermi atomic mixtures, *Physics Letters A* **380**, 3421 (2016).
- [16] J. Paki, H. Terletska, S. Isakov, and E. Gull, Charge order and antiferromagnetism in the extended Hubbard model, *Phys. Rev. B* **99**, 245146 (2019).
- [17] A. T. Rømer, T. A. Maier, A. Kreisel, I. Eremin, P. J. Hirschfeld, and B. M. Andersen, Pairing in the two-dimensional Hubbard model from weak to strong coupling, *Phys. Rev. Res.* **2**, 013108 (2020).
- [18] A. Sushcheyev and S. Wessel, Thermodynamics of the metal-insulator transition in the extended Hubbard model from determinantal quantum Monte Carlo, *Phys. Rev. B* **106**, 155121 (2022).
- [19] A. F. Volkov and S. M. Kogan, Collisionless relaxation of the energy gap in superconductors, *Zh. Eksp. Teor. Fiz.*, v. 65, no. 5, pp. 2038-2046 (1973).
- [20] E. A. Yuzbashyan, B. L. Altshuler, V. B. Kuznetsov, and V. Z. Enolskii, Nonequilibrium cooper pairing in the nonadiabatic regime, *Phys. Rev. B* **72**, 220503 (2005).
- [21] E. A. Yuzbashyan, O. Tsyplatyev, and B. L. Altshuler, Relaxation and Persistent Oscillations of the Order Pa-

- parameter in Fermionic Condensates, Phys. Rev. Lett. **96**, 097005 (2006).
- [22] R. A. Barankov and L. S. Levitov, Synchronization in the BCS Pairing Dynamics as a Critical Phenomenon, Phys. Rev. Lett. **96**, 230403 (2006).
- [23] T. Cui, M. Schütt, P. P. Orth, and R. M. Fernandes, Postquench gap dynamics of two-band superconductors, Phys. Rev. B **100**, 144513 (2019).
- [24] D. Nicoletti, E. Casandruc, Y. Laplace, V. Khanna, C. R. Hunt, S. Kaiser, S. S. Dhesi, G. D. Gu, J. P. Hill, and A. Cavalleri, Optically induced superconductivity in striped $\text{La}_{2-x}\text{Ba}_x\text{CuO}_4$ by polarization-selective excitation in the near infrared, Phys. Rev. B **90**, 100503 (2014).
- [25] H. Krull, D. Manske, G. S. Uhrig, and A. P. Schnyder, Signatures of nonadiabatic BCS state dynamics in pump-probe conductivity, Phys. Rev. B **90**, 014515 (2014).
- [26] A. Moor, P. A. Volkov, A. F. Volkov, and K. B. Efetov, Dynamics of order parameters near stationary states in superconductors with a charge-density wave, Phys. Rev. B **90**, 024511 (2014).
- [27] E. Casandruc, D. Nicoletti, S. Rajasekaran, Y. Laplace, V. Khanna, G. D. Gu, J. P. Hill, and A. Cavalleri, Wavelength-dependent optical enhancement of superconducting interlayer coupling in $\text{La}_{1.885}\text{Ba}_{0.115}\text{CuO}_4$, Phys. Rev. B **91**, 174502 (2015).
- [28] A. A. Patel and A. Eberlein, Light-induced enhancement of superconductivity via melting of competing bond-density wave order in underdoped cuprates, Phys. Rev. B **93**, 195139 (2016).
- [29] M. A. Sentef, A. Tokuno, A. Georges, and C. Kollath, Theory of Laser-Controlled Competing Superconducting and Charge Orders, Phys. Rev. Lett. **118**, 087002 (2017).
- [30] J. Bünnemann and G. Seibold, Charge and pairing dynamics in the attractive Hubbard model: Mode coupling and the validity of linear-response theory, Phys. Rev. B **96**, 245139 (2017).
- [31] H. Tsuchiura, Y. Tanaka, and Y. Ushijima, Stability of $s+i d$ -Wave Pairing State in the 2-D Extended Hubbard Model, Journal of the Physical Society of Japan **64**, 922 (1995).
- [32] W. P. Su and Y. Chen, Spin-density wave and superconductivity in an extended two-dimensional Hubbard model with nearest-neighbor attraction, Phys. Rev. B **64**, 172507 (2001).
- [33] W. P. Su, Phase separation and d -wave superconductivity in a two-dimensional extended Hubbard model with nearest-neighbor attractive interaction, Phys. Rev. B **69**, 012506 (2004).
- [34] K. Ha, R. Subok, R. Ilmyong, K. Cheongsong, and F. Yuling, Superconductivity enhanced by d -density wave: A weak-coupling theory, Physica B: Condensed Matter **406**, 1459 (2011).
- [35] W.-M. Huang, C.-Y. Lai, C. Shi, and S.-W. Tsai, Unconventional superconducting phases for the two-dimensional extended Hubbard model on a square lattice, Phys. Rev. B **88**, 054504 (2013).
- [36] M. Jiang, Enhancing d -wave superconductivity with nearest-neighbor attraction in the extended Hubbard model, Phys. Rev. B **105**, 024510 (2022).
- [37] E. Linnér, C. Dutreix, S. Biermann, and E. A. Stepanov, Coexistence of s -wave superconductivity and phase separation in the half-filled extended Hubbard model with attractive interactions, Phys. Rev. B **108**, 205156 (2023).
- [38] G. S. Uhrig, Interaction quenches of Fermi gases, Phys. Rev. A **80**, 061602 (2009).
- [39] S. A. Hamerla and G. S. Uhrig, Dynamical transition in interaction quenches of the one-dimensional Hubbard model, Phys. Rev. B **87**, 064304 (2013).
- [40] S. A. Hamerla and G. S. Uhrig, Interaction quenches in the two-dimensional fermionic Hubbard model, Phys. Rev. B **89**, 104301 (2014).
- [41] P. Bleicker and G. S. Uhrig, Strong quenches in the one-dimensional Fermi-Hubbard model, Phys. Rev. A **98**, 033602 (2018).
- [42] M. Kalthoff, F. Keim, H. Krull, and G. S. Uhrig, Comparison of the iterated equation of motion approach and the density matrix formalism for the quantum Rabi model, The European Physical Journal B **90**, 97 (2017).
- [43] N. N. Bogoljubov, On a new method in the theory of superconductivity, Il Nuovo Cimento (1955-1965) **7**, 794 (1958).
- [44] P. W. Anderson, Random-Phase Approximation in the Theory of Superconductivity, Phys. Rev. **112**, 1900 (1958).
- [45] G. Brieskorn, M. Dinter, and H. Schmidt, Dynamics of order parameter fluctuations in gapless superconductors below T_c , Solid State Communications **15**, 757 (1974).
- [46] A. Schmid and G. Schön, Linearized kinetic equations and relaxation processes of a superconductor near T_c , Journal of Low Temperature Physics **20**, 207 (1975).
- [47] E. Šimánek, Collective modes in superconductors near T_c , Physics Letters A **51**, 215 (1975).
- [48] G. Schön, *Propagating collective modes in superconductors* (PhD thesis, Universität Dortmund, Dortmund, 1976).
- [49] S. Maiti and P. J. Hirschfeld, Collective modes in superconductors with competing s - and d -wave interactions, Phys. Rev. B **92**, 094506 (2015).
- [50] Z. Sun, M. M. Fogler, D. N. Basov, and A. J. Millis, Collective modes and terahertz near-field response of superconductors, Phys. Rev. Res. **2**, 023413 (2020).
- [51] B. Fan, A. Samanta, and A. M. García-García, Characterization of collective excitations in weakly coupled disordered superconductors, Phys. Rev. B **105**, 094515 (2022).
- [52] I. O. Kulik, O. Entin-Wohlman, and R. Orbach, Pair susceptibility and mode propagation in superconductors: A microscopic approach, Journal of Low Temperature Physics **43**, 591 (1981).
- [53] C. M. Varma, Higgs Boson in Superconductors, Journal of Low Temperature Physics **126**, 901 (2002).
- [54] T. Cea and L. Benfatto, Nature and Raman signatures of the Higgs amplitude mode in the coexisting superconducting and charge-density-wave state, Phys. Rev. B **90**, 224515 (2014).
- [55] M.-A. Méasson, Y. Gallais, M. Cazayous, B. Clair, P. Rodière, L. Cario, and A. Sacuto, Amplitude Higgs mode in the $2H - \text{NbSe}_2$ superconductor, Phys. Rev. B **89**, 060503 (2014).
- [56] N. Tsuji and H. Aoki, Theory of Anderson pseudospin resonance with Higgs mode in superconductors, Phys. Rev. B **92**, 064508 (2015).
- [57] H. Krull, N. Bittner, G. S. Uhrig, D. Manske, and A. P. Schnyder, Coupling of Higgs and Leggett modes in non-equilibrium superconductors, Nature Communications **7**, 11921 (2016).

- [58] M. A. Müller, P. A. Volkov, I. Paul, and I. M. Eremin, Collective modes in pumped unconventional superconductors with competing ground states, *Phys. Rev. B* **100**, 140501 (2019).
- [59] L. Schwarz, B. Fauseweh, N. Tsuji, N. Cheng, N. Bitner, H. Krull, M. Berciu, G. S. Uhrig, A. P. Schnyder, S. Kaiser, and D. Manske, Classification and characterization of nonequilibrium Higgs modes in unconventional superconductors, *Nature Communications* **11**, 287 (2020).
- [60] T. Hanisch, G. S. Uhrig, and E. Müller-Hartmann, Lattice dependence of saturated ferromagnetism in the Hubbard model, *Phys. Rev. B* **56**, 13960 (1997).
- [61] H. Takahasi and M. Mori, Double Exponential Formulas for Numerical Integration, *Publ. Res. Inst. Math. Sci.* **9**, 721 (1973).
- [62] D. G. Pettifor and D. L. Weaire, eds., *The Recursion Method and Its Applications* (Springer, Berlin, Heidelberg, 1984).
- [63] V. S. Viswanath and G. Müller, *The Recursion Method* (Springer, Berlin, Heidelberg, 1994).
- [64] G. Rickayzen, *Green's Functions and Condensed Matter*, Materials Science Series (Academic Press, 1980).
- [65] J. Goldstone, Field theories with “Superconductor” solutions, *Il Nuovo Cimento* (1955-1965) **19**, 154 (1961).
- [66] P. W. Anderson, Plasmons, Gauge Invariance, and Mass, *Phys. Rev.* **130**, 439 (1963).
- [67] P. Coleman, Phase transitions and broken symmetry, in *Introduction to Many-Body Physics* (Cambridge University Press, 2015) pp. 357–415.
- [68] G. S. Uhrig and H. J. Schulz, Magnetic excitations spectrum of dimerized antiferromagnetic chains, *Phys. Rev. B* **54**, R9624 (1996).
- [69] G. S. Uhrig and H. J. Schulz, Erratum: “Magnetic excitations spectrum of dimerized antiferromagnetic chains”, *Phys. Rev. B* **58**, 2900(E) (1998).
- [70] M. E. Zhitomirsky and A. L. Chernyshev, Spontaneous magnon decays, *Rev. Mod. Phys.* **85**, 219 (2013).
- [71] N. D. Mermin and H. Wagner, Absence of Ferromagnetism or Antiferromagnetism in One- or Two-Dimensional Isotropic Heisenberg Models, *Phys. Rev. Lett.* **17**, 1133 (1966).
- [72] F. J. Dyson, E. H. Lieb, and B. Simon, Phase transitions in quantum spin systems with isotropic and non-isotropic interactions, *Journal of Statistical Physics* **18**, 335 (1978).