

A necessary condition for nonmonotonic dose response, with an application to a kinetic proofreading model – Extended version

Polly Y. Yu¹ and Eduardo Sontag²

Abstract

Steady state nonmonotonic (“biphasic”) dose responses are often observed in experimental biology, which raises the control-theoretic question of identifying which possible mechanisms might underlie such behaviors. It is well known that the presence of an incoherent feedforward loop (IFFL) in a network may give rise to a nonmonotonic response. It has been conjectured that this condition is also necessary, i.e. that a nonmonotonic response implies the existence of an IFFL. In this paper, we show that this conjecture is false, and in the process prove a weaker version: that either an IFFL must exist or both a positive feedback loop and a negative feedback loop must exist. Towards this aim, we give necessary and sufficient conditions for when minors of a symbolic matrix have mixed signs. Finally, we study in full generality when a model of immune T-cell activation could exhibit a steady state nonmonotonic dose response.

I. INTRODUCTION AND BACKGROUND

A dose response curve plots the steady state value of an output (the “response”) for a given input (the “dose”). A nonmonotonic, or biphasic, dose response curve is either bell-shaped or U-shaped, characterized by low (respectively high) responses at both low dosage and high dosage. Such curves are commonly observed in biology, including the activation of immune T-cells [1]. In this work, we study what mechanisms underlie steady state biphasic responses.

It is well-known that the presence of an incoherent feedforward loop (IFFL) can result in a steady state response that is nonmonotonic; see e.g., [2] or the references in [3]. Negative feedback loops (NFBLs) or IFFLs are necessary, as otherwise the theory of monotone systems implies that the steady state response (“input-to-state characteristic”) will be monotonic on input values [4], [5]. (In fact, for monotone systems, even transient responses at any given time also behave monotonically on input magnitude.)

It has been argued that IFFLs are also necessary. For example, in [1, main text & SI section “Negative feedback cannot produce a bell-shaped dose-response”], the authors stated that “models without an incoherent feed-forward loop but with negative feedback... cannot produce a bell-shaped dose-response.” That is, the authors conjectured that a biphasic response implies the existence of an IFFL. They justified this claim by performing a numerical search over network architectures, concluding in the statement that “examining these 274 networks showed that the basic mechanism underlying all compatible networks was KPL-IFF” (which is an IFFL from input to output). We show that this conjecture is false for general ODE systems by providing a counterexample. Furthermore we prove that a weaker version is true: either an IFFL must exist, or both a NFBL and a positive feedback loop (PFBL) must exist.

Towards this aim, we define the notions of *quasi-adaptation* (when the steady state response curve has a vanishing derivative), *biphasic response* (when the derivative changes sign), and finally *stable biphasic response* (where the relevant steady state curve is a stable branch). Quasi-adaptation and biphasic response are algebraic properties, in contrast to stable biphasic response, which is dynamical in nature. We also give necessary and

This work was partially supported by grants AFOSR FA9550-22-1-031, FA9550-21-1-0289, and NSF/DMS-2052455.

¹University of Illinois Urbana-Champaign pollyyu@illinois.edu

²Northeastern University e.sontag@northeastern.edu

sufficient conditions for when minors of a symbolic matrix have mixed signs, thereby giving necessary conditions for quasi-adaptation. Necessary conditions for stable biphasic response follow from monotone systems theory. The following implication diagrams summarize our results, where all the relevant terms will be defined rigorously.

$$\begin{array}{c}
 \text{Quasi-adaptive} \implies \text{IFFL}^1 \text{ or PFBL}^2 \\
 \uparrow \\
 \text{Biphasic} \\
 \uparrow \\
 \text{Stable biphasic} \implies \text{IFFL}^1 \text{ or NFBL}^3
 \end{array}$$

Finally, inspired by [1], we consider a model for T-cell activation that consists of two components: a kinetic proofreading network whereby antigens bind to T-cell receptors (TCRs), and a downstream network consisting solely of activation and inhibition (defined in Section IV). We show that in order for an output from the downstream network to exhibit stable biphasic response to antigen level, this network necessarily either contains an IFFL, or it contains both a PFBL and a NFBL.

A. Notations

The following notations are used throughout this paper.

- \mathbb{R}_{\geq}^n and $\mathbb{R}_{>}^n$ are sets of vectors with nonnegative and positive components respectively.
- \hat{e}_i is the i th orthonormal vector of Euclidean space.
- \hat{e}_{ij} is the matrix with a 1 in the (i, j) position, and 0 everywhere else.
- $\mathbf{J}(\gamma, \delta)$ is the submatrix of \mathbf{J} with rows indexed by γ and columns by δ ; \hat{i} refers to all indices except i . If $\gamma = \delta$, we write $\mathbf{J}(\gamma)$.
- $\mathbf{J}[\gamma, \delta] = \det \mathbf{J}(\gamma, \delta)$. We write $\mathbf{J}[\gamma]$ for $\mathbf{J}[\gamma, \gamma]$.
- $[n] = \{1, 2, \dots, n\}$.

In Section II, we work exclusively with a *signed symbolic matrix* \mathcal{J} , whose (i, j) entry is either a_{ij} , $-a_{ij}$, or 0, where a_{ij} is a variable. A polynomial, e.g., $\det \mathcal{J}$, is said to have *mixed signs* if it has both a positive and a negative term.

II. SIGNED SYMBOLIC MATRIX

Here, we give necessary and sufficient conditions for when a (principal or non-principal) minor of a signed symbolic matrix with negative diagonals

$$\mathcal{J} = \begin{pmatrix} - & * & \cdots & \cdots & * \\ * & - & * & \cdots & * \\ \vdots & & & \ddots & \vdots \\ * & \cdots & \cdots & * & - \end{pmatrix}$$

has mixed signs. Typically, \mathcal{J} comes from the Jacobian matrix $\mathbf{J}(\mathbf{x})$ of an ODE system $\dot{\mathbf{x}} = \mathbf{f}(\mathbf{x})$; in such cases, we assume $[\mathbf{J}(\mathbf{x})]_{ij} = \partial_j f_i(\mathbf{x})$ has constant sign for all \mathbf{x} .

¹An IFFL from the input x_1 to the output x_j , defined only when $j \neq 1$.

²When $j = 1$, a PFBL that is disjoint from the node x_1 . When $j \neq 1$, a PFBL that is vertex-disjoint from an input-output path.

³A NFBL that is reachable from the input x_1 and to the output x_j .

A. Graph of a signed symbolic matrix

Let \mathcal{J} be a $n \times n$ signed symbolic matrix with negative diagonals. It is associated to its **J-graph** G , a digraph with n nodes and signed edges in the typical sense: for any nodes i, j , there is a positive (resp. negative) edge from i to j if $[\mathcal{J}]_{ji} > 0$ (resp. $[\mathcal{J}]_{ji} < 0$); otherwise there is no edge from i to j . We denote such an edge as (i, j) . By assumption on \mathcal{J} , every node has a negative self-loop.

We recall some commonly used terms. A **walk** is a nonempty sequence of directed edges joining a sequence of vertices. A **path** is a simple walk, i.e., no repeating vertices possibly with the exception of the first and last node, in which case, it is a **cycle**. For a subset of edges E , its **sign** is $\text{sgn}(E) := \prod_{e \in E} \text{sgn}(e)$. A subset of nodes X is said to be **reachable from node** i (resp. **to node** j) if for each $x \in X$, there exists a walk from i to x (resp. from x to j). A subset of edges E is a **disjoint cycle cover** of G if each connected component is a cycle and E covers all the nodes of G . Note that cycles in a disjoint cycle cover are vertex-disjoint, and some cycles may be self-loops.

A **feedback loop** is a cycle C of length at least two, i.e., $|C| \geq 2$. It is **positive** (resp. **negative**) if $\text{sgn}(C) > 0$ (resp. $\text{sgn}(C) < 0$). A **feedforward loop from** i **to** j is a pair of paths $P_1 \neq P_2$ that originate from node i , and terminate at node $j \neq i$. It is **coherent** (resp. **incoherent**) if the signs of P_1, P_2 are the same (resp. opposite). For simplicity, we refer to the above as PFBL, NFBL, CFFL, and IFFL. With i as input, and $j \neq i$ as output, a path from i to j is an **input-output path** (I/O path).

Finally, by a subgraph of G , we mean a subset of edges and all vertices incident on them. Denote by $G(\hat{i}, \hat{j})$ the subgraph obtained by deleting all incoming edges to i and all outgoing edges from j . Where γ is a subset of nodes, by $G(\gamma)$ we mean the subgraph obtained by keeping only the nodes in γ and edges incident on those nodes. For example $G(\hat{1})$ is the subgraph obtained by deleting the node 1 along with any edges coming into or going out of 1.

B. Mixed signs in minors of a signed symbolic matrix

Consider a principal minor $\mathcal{J}[\gamma]$. Previous works on multiple steady states gave conditions for when $\mathcal{J}[\gamma]$ has mixed signs [6], [7].

Lemma II.1. *Let \mathcal{J} be a $n \times n$ signed symbolic matrix with negative diagonals, and G be its J-graph. For any $\gamma \subseteq [n]$, the polynomial $\mathcal{J}[\gamma]$ has mixed signs if and only if $G(\gamma)$ has a PFBL.*

Proof. Since the proof for $\gamma \subsetneq [n]$ is similar, we assume $\gamma = [n]$. By Leibniz formula, $\det \mathcal{J} = \sum_{\sigma \in S_n} T_\sigma$, where the monomial $T_\sigma := \text{sgn}(\sigma) \prod_{i=1}^n [\mathcal{J}]_{\sigma(i), i}$ is nonzero if and only if $[\mathcal{J}]_{\sigma(i), i} \neq 0$ for all i . Thus any nonzero term T_σ is in a one-to-one correspondence with a disjoint cycle cover E_σ . The monomials for different σ 's are algebraically independent, so $\det \mathcal{J}$ has mixed signs if and only if $\text{sgn}(T_\sigma) \text{sgn}(T_\eta) = -1$ for some $\sigma, \eta \in S_n$.

For any $T_\sigma \neq 0$, let $\sigma = \tau_1 \cdots \tau_p$ be its nontrivial cycle decomposition, and $\Theta := \{i : \sigma(i) = i\}$ its set of fixed points. Recall that $\text{sgn}(\sigma) = \prod_j \text{sgn}(\tau_j)$ and $\text{sgn}(\tau_j) = (-1)^{|\tau_j|+1}$. As $[\mathcal{J}]_{\sigma(i), i} \neq 0$ if and only if $(i, \sigma(i))$ is an edge in G , each τ_j corresponds to a FBL C_j in E_σ , and each $j \in \Theta$ corresponds to a self-loop. The sign of T_σ is given by

$$\text{sgn}(T_\sigma) = \left[\prod_{i \in \Theta} \text{sgn}([\mathcal{J}]_{i,i}) \right] \left[\prod_{j=1}^p (-1)^{|\tau_j|+1} \text{sgn}(C_j) \right] = (-1)^{n+p} \prod_{j=1}^p \text{sgn}(C_j),$$

which depends on the number of NFBL among the p feedback loops in E_σ . Thus $\text{sgn}(T_\sigma) = (-1)^n (-1)^{\#\text{PFBL in } E_\sigma}$.

The fact that every node has a self-loop implies that there is a term T_{id} with sign $(-1)^n$. Clearly the lack of PFBL implies that all terms have sign $(-1)^n$. Conversely, if there is at least one PFBL C , then C and self-loops on nodes not traversed by C together form a disjoint cycle cover, whose corresponding term has sign $(-1)^{n+1}$. \square

Lemma II.2. *Let \mathcal{J} be a $n \times n$ signed symbolic matrix with negative diagonals, and G be its J-graph. Designate i as input and j as output with $j \neq i$.*

- 1) *The non-principal minor $\mathcal{J}[\hat{i}, \hat{j}]$ is identically zero if and only if G has no I/O path.*
- 2) *Suppose G has an I/O path. Then $\mathcal{J}[\hat{i}, \hat{j}]$ has mixed signs if and only if either G has an IFFL from i to j , or G has a PFBL and an I/O path that are vertex-disjoint.*

Proof. Without loss of generality, let $i = 1$ and $j = n$, so

$$\mathcal{J}[\hat{1}, \hat{n}] = (-1)^{n-1} \det \left(\begin{array}{ccc|c} 0 & \cdots & 0 & 1 \\ \hline & & & 0 \\ & & \mathcal{J}(\hat{1}, \hat{n}) & \vdots \\ & & & 0 \end{array} \right).$$

Denote the above matrix by \mathcal{A} . Its J-graph H can be obtained from $G(\hat{1}, \hat{n})$ adding a positive edge from n to 1. By Leibniz formula, $\mathcal{J}[\hat{1}, \hat{n}] = (-1)^{n+1} \sum_{\sigma \in S_n} \text{sgn}(\sigma) [\mathcal{A}]_{\sigma(i), i}$, where we denote each term as T_σ . Clearly $T_\sigma \neq 0$ if and only if $\sigma(n) = 1$, in which case let $\sigma = \tau_1 \cdots \tau_p$ be its nontrivial cycle decomposition where $\tau_1(n) = 1$. Since any I/O path P in G is bijectively associated to the cycle $P \cup (n, 1)$ in H , we conclude that $\mathcal{J}[\hat{1}, \hat{n}] \neq 0$ if and only if an I/O path is present in G .

Now suppose G has an I/O path, and consider any $T_\sigma \neq 0$, which corresponds to a disjoint cycle cover \tilde{E}_σ of H . Then $E_\sigma := \tilde{E}_\sigma \setminus (n, 1)$ is a vertex-disjoint collection of cycles and an I/O path in $G(\hat{1}, \hat{n})$. Each $T_\sigma \neq 0$ is uniquely associated to such a E_σ . Clearly there is a one-to-one correspondence between self-loops in \tilde{E}_σ and those in E_σ ; between the cycles C_2, \dots, C_p in $G(\hat{1}, \hat{n})$ and H ; between C_1 and P . Because

$$\text{sgn}(T_\sigma) = (-1)^{n-1} \left[(-1)^{n+p} \text{sgn}(P) \prod_{j=2}^p \text{sgn}(C_j) \right],$$

we have $\text{sgn}(T_\sigma) = \text{sgn}(P)(-1)^{\#\text{PFBL in } E_\sigma}$.

To prove one direction of 2, suppose two I/O paths P, Q form an IFFL. Choosing P and self-loops on all nodes not visited by P gives a vertex-disjoint collection E_σ that covers all nodes. Similarly, let E_η be such a collection containing Q . As neither collection has any FBL at all, $\text{sgn}(T_\sigma) \text{sgn}(T_\eta) = \text{sgn}(P) \text{sgn}(Q) = -1$. If instead, suppose there is a PFBL C that is vertex-disjoint from the I/O path P . The subgraph E_ξ consisting of P, C and self-loops for all remaining nodes is associated to a nonzero term T_ξ . Moreover, $\text{sgn}(T_\sigma) \text{sgn}(T_\xi) = -1$.

For the other direction, suppose $\mathcal{J}[\hat{1}, \hat{n}]$ has mixed signs, say $T_\sigma T_\eta < 0$. Let E_σ, E_η be the corresponding subgraphs, where E_σ contains the I/O path P , and E_η contains Q . Either P and Q form an IFFL, or else $-1 = (-1)^{\#\text{PFBL in } E_\sigma + \#\text{PFBL in } E_\eta}$, so there is a PFBL C in either E_σ or E_η , disjoint from P or Q respectively. \square

III. STEADY STATE RESPONSE OF AN INPUT-OUTPUT SYSTEM

In this section, we consider the steady state response curves of input-output systems where the control u affects only one variable; without loss of generality, let it be x_1 .

Throughout this work, we consider the following input-output system with output $y = x_j$ for some j :

$$\dot{\mathbf{x}} = \mathbf{F}(\mathbf{x}, u) := \mathbf{f}(\mathbf{x}) + \hat{\mathbf{e}}_1 g(u), \quad (1)$$

where $\mathbf{f} : \mathbf{X} \subset \mathbb{R}^n \rightarrow \mathbb{R}^n$ is C^1 , $u \in J$ for some $J \subset \mathbb{R}$. We assume that for all $\mathbf{x} \in \mathbf{X}$, the entries in the Jacobian matrix $\frac{\partial \mathbf{f}}{\partial \mathbf{x}}$ have constant signs, and $\frac{\partial f_i}{\partial x_i} < 0$ for all i . We also assume $\partial_u g \neq 0$ is constant in sign. We denote a solution to (1) with initial state $\mathbf{x}(0)$ by $\phi(t, \mathbf{x}(0), u)$.

In addition, we assume

$$\forall u_0 \in J \exists \mathbf{x}_0 \in \mathbf{X} \text{ such that } \mathbf{F}(\mathbf{x}_0, u_0) = \mathbf{0}, \text{ and } \frac{\partial \mathbf{F}}{\partial \mathbf{x}}(\mathbf{x}_0, u_0) \text{ has full rank.} \quad (\text{A0})$$

Sometimes we make the stronger assumption:

$$\begin{aligned} \forall u_0 \in J \exists \mathbf{x}_0 \in \mathbf{X} \text{ such that } \mathbf{F}(\mathbf{x}_0, u_0) = \mathbf{0}, \frac{\partial \mathbf{F}}{\partial \mathbf{x}}(\mathbf{x}_0, u_0) \text{ is Hurwitz, and} \\ \exists \epsilon > 0: \forall u \in B_\epsilon(u_0) \forall \mathbf{x}(0) \in \mathbf{X} \exists \mathbf{x}^*(u) \in \mathbf{X}: \mathbf{F}(\mathbf{x}^*(u), u) = \mathbf{0} \text{ and } \phi(t, \mathbf{x}(0), u) \rightarrow \mathbf{x}^*(u). \end{aligned} \quad (\text{A1})$$

Assumption (A0) insures the existence of smooth curves of equilibria: by the Implicit Function Theorem (IFT), we know that for every u_0 and every \mathbf{x}_0 such that $\mathbf{F}(\mathbf{x}_0, u_0) = \mathbf{0}$, there is an $\epsilon > 0$ and a continuously differentiable steady state curve $\mathbf{x}^*(u)$ for $u \in B_\epsilon(u_0)$ with $\mathbf{x}^*(u_0) = \mathbf{x}_0$.

The set of assumptions in (A0) and (A1) are somewhat redundant. Clearly (A1) implies (A0), since a Hurwitz matrix has full rank. In addition, since eigenvalues depend continuously on matrix entries, the Hurwitz property implies that $\mathbf{x}^*(u)$, insured to exist by the IFT, has the property that $\mathbf{x}^*(u)$ is asymptotically stable for each u in a possibly smaller neighborhood of $B_\epsilon(u_0)$. Moreover, one could use a converse Lyapunov theorem to guarantee an invariant region for small variations in the nominal u_0 .

As is often done, we can depict the input and output of (1) on the J-graph of $\frac{\partial \mathbf{f}}{\partial \mathbf{x}}$, by adding an input edge and an output edge. This graph is the **J-graph of the input-output system** (1).

Intuitively, a nonmonotonic steady state response for x_j requires $\partial_u x_j^*$ to change sign. We define *quasi-adaptation* as when the derivative vanishes, a phenomenon also known as *infinitesimal homeostasis* [8].

Definition III.1. The input-output system (1) under assumption (A0) with output x_j is said to be **quasi-adaptive** if there exists $u_0 \in J$ such that $\partial_u x_j^*(u_0) = 0$. The system is said to exhibit **biphasic response** if there exist $u_1, u_2 \in J$ such that $[\partial_u x_j^*(u_1)][\partial_u x_j^*(u_2)] < 0$.

Quasi-adaptation and biphasic response are properties of a branch of steady states. There is no a priori assumption of uniqueness or stability. Example III.9 gives a system with two branches of steady states, where only the unstable branch is biphasic (Fig. 3(b)). For the purpose of applications, one is often interested in a stable biphasic branch.

Definition III.2. The system (1) under assumption (A1) with output x_j is said to exhibit **stable biphasic response** if $x_j^*(u)$ is biphasic and asymptotically stable.

A. Conditions for quasi-adaptation and biphasic response

We give necessary conditions for quasi-adaptation and biphasic response under assumption (A0). We treat separately the cases when the input and output are the same vs. distinct.

Lemma III.3. Consider the system (1) under assumption (A0) with output x_j . Let $\mathbf{x}^*(u)$ be a steady state curve defined for all $u \in J$, and $\mathbf{J}^* := \frac{\partial \mathbf{f}}{\partial \mathbf{x}}(\mathbf{x}^*(u))$. Then

$$\frac{\partial x_j^*}{\partial u} = (-1)^j \partial_u g \frac{\mathbf{J}^*[\hat{1}, \hat{j}]}{\det \mathbf{J}^*}. \quad (2)$$

Proof. Along the steady state curve, $\mathbf{0} = \mathbf{f}(\mathbf{x}^*) + \hat{\mathbf{e}}_1 g(u)$. Implicitly differentiating, $\mathbf{0} = \mathbf{J}^* \partial_u \mathbf{x}^* + \hat{\mathbf{e}}_1 \partial_u g$, which when solved using Cramer's rule gives the result. \square

Let \mathcal{J} be the signed symbolic matrix consistent with $\mathbf{J}(\mathbf{x}) = \frac{\partial \mathbf{f}}{\partial \mathbf{x}}$, i.e., $[\mathcal{J}]_{ij} > 0$ if and only if $\frac{\partial f_i}{\partial x_j} > 0$ and similarly for zero and negative entries. If $\mathcal{J}[\hat{1}, \hat{j}] \equiv 0$, then $\mathbf{J}(\mathbf{x})[\hat{1}, \hat{j}] = 0$ for all $\mathbf{x} \in \mathbf{X}$. For $\mathbf{J}(\mathbf{x})$ coming from (1), this implies that $x_j^*(u)$ is independent of u , i.e., x_j^* exhibits “perfect adaptation” (in control-theoretic terms, zero DC gain, or disturbance rejection of constant disturbances). Quasi-adaptation, thus biphasic response, implies $\mathcal{J}[\hat{1}, \hat{j}]$, if nontrivial, has mixed signs.

Lemma III.4. *Consider the system (1) under assumption (A0) with output x_j . Let \mathcal{J} be the signed symbolic matrix consistent with $\frac{\partial \mathbf{f}}{\partial \mathbf{x}}$. If the polynomial $\mathcal{J}[\hat{1}, \hat{j}]$ is not identically zero and it has no mixed signs, then the system cannot be quasi-adaptive, nor can it exhibit biphasic response.*

Proof. Under assumption (A0), $\partial_u x_j^*$ is nonsingular, so the denominator in the expression of $\partial_u x_j^*$ in (2) cannot be zero or change sign. Thus, quasi-adaptation occurs if and only if the numerator vanishes. Similarly, biphasic response requires the numerator to change sign, which by continuity of $\partial_u x_j^*$, necessarily means vanishing. Thus, quasi-adaptation and biphasic response both depend on the minor $\mathbf{J}^*[\hat{1}, \hat{j}]$ of the Jacobian matrix $\frac{\partial \mathbf{f}}{\partial \mathbf{x}}$. Because of the assumption on $\mathcal{J}[\hat{1}, \hat{j}]$, $\mathbf{J}^*[\hat{1}, \hat{j}]$ is either always positive or always negative. \square

We proved more than what we claimed in Lemma III.4: if $\mathcal{J}[\hat{1}, \hat{j}]$ is not identically zero and has no mixed signs, then as a function of \mathbf{x} , $\frac{\partial \mathbf{f}}{\partial \mathbf{x}}[\hat{1}, \hat{j}]$ can never vanish.

Theorem III.5. *Consider the system (1) under assumption (A0) with output x_1 , and let G be its J-graph. If G has no PFBL disjoint from the node x_1 , the system cannot be quasi-adaptive, nor can it exhibit biphasic response.*

Proof. Let \mathcal{J} be the signed symbolic matrix consistent with $\frac{\partial \mathbf{f}}{\partial \mathbf{x}}$. By Lemma III.4, it suffices to show that $\mathcal{J}[\hat{1}, \hat{1}] \neq 0$ and it has no mixed signs. Let \tilde{G} be the J-graph of $\frac{\partial \mathbf{f}}{\partial \mathbf{x}}$, and thus the J-graph of \mathcal{J} . By Lemma II.1, $\mathcal{J}[\hat{1}, \hat{1}]$ has no mixed if and only if $\tilde{G}(\hat{1})$ has no PFBL. This is equivalent to G having no PFBL that is disjoint from the input/output node x_1 , since \tilde{G} is G without the input/output edges. \square

Theorem III.6. *Consider the system (1) under assumption (A0) with output x_j with $j \neq 1$, and let G be its J-graph.*

- 1) *If G has no I/O path, then the steady state response $x_j^*(u)$ is independent of u .*
- 2) *Suppose G has an I/O path. If G neither has an IFFL from input to output, nor a PFBL that is vertex-disjoint from some I/O path, then the system cannot be quasi-adaptive, nor can it exhibit biphasic response.*

Proof. Without loss of generality, let x_n be the output. Let \mathcal{J} be the signed symbolic matrix consistent with $\mathbf{J}^* := \frac{\partial \mathbf{f}}{\partial \mathbf{x}}(\mathbf{x}^*(u))$, and let \tilde{G} be the J-graph of \mathcal{J} , obtained from G by deleting the input and output edges. If G has no I/O path, neither does \tilde{G} , so $\mathcal{J}[\hat{1}, \hat{n}] \equiv 0$ by Lemma II.2, hence $\mathbf{J}^*[\hat{1}, \hat{n}] = 0$ for all u . Claim 1 follows from Lemma III.3.

Suppose G has an I/O path, so $\mathcal{J}[\hat{1}, \hat{n}] \neq 0$. By Lemma III.4, it suffices to show that $\mathcal{J}[\hat{1}, \hat{n}]$ has no mixed signs. The subgraphs listed in 2 are in G if and only if they are in \tilde{G} , so by Lemma II.2, $\mathcal{J}[\hat{1}, \hat{n}]$ has no mixed signs. \square

Remark III.7. The classical adapting integral feedback and IFFL linear systems (see for example [9, Section 6.1]) do not fall under our results. For the integral feedback system, whose J-graph is shown in Fig. 1(a), there is no self-loop on x . The IFFL linear system, whose J-graph is in Fig. 1(b), is a system where u affects more than one variable.

We present counterexamples to the claim in [1] that an IFFL is necessary for stable biphasic response.



Fig. 1: Our theorems are silent on the (a) adapting integral feedback and (b) IFFL linear systems.

Example III.8. This example first appeared in [10]. Consider the system on \mathbb{R}_{\geq}^4 with control $u \in [0.4, 0.6]$ and output x_3 (and a different system with output x_4):

$$\begin{aligned}
 \dot{x}_1 &= -x_1 + f(x_2) \\
 \dot{x}_2 &= h(x_1) - x_2 + x_3 \\
 \dot{x}_3 &= h(x_2) - 2x_3 + u \\
 \dot{x}_4 &= x_3 - x_4,
 \end{aligned} \tag{3}$$

where $f(s) = e^{1-\sigma(s)}$, $h(s) = \frac{1}{2}e^{2(1-\sigma(s))}$, and

$$\sigma(s) = \begin{cases} 0.8 & 0 \leq s < 0.8 \\ s & 0.8 \leq s \leq 1.2 \\ 1.2 & 1.2 \leq s \end{cases} .$$

Both x_3 and x_4 exhibit stable biphasic response curves with $x_3^*(u) = x_4^*(u)$, as shown in Fig. 2(b). Moreover, its J-graph (Fig. 2(a)) has no IFFL. Whether the output is x_3 or x_4 , the PFBL between x_1 and x_2 and the NFBL between x_2 and x_3 are necessary for stable biphasic response. (Full detail can be found in Appendix B.)

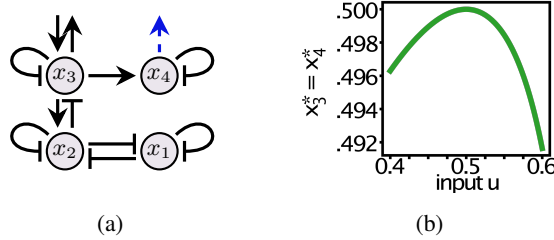


Fig. 2: (a) The J-graph of the system from Example III.8, with x_3 being the output of one, and x_4 the other (blue, dashed). (b) The system exhibits stable biphasic response in x_3 and x_4 . The PFBL between x_1 and x_2 and NFBL between x_2 and x_3 are necessary for the nonmonotonic response.

Example III.9. This example illustrates that Theorems III.5 and III.6 do not assume stability. Consider the following system on \mathbb{R}_{\geq}^4 :

$$\begin{aligned}
 \dot{x}_1 &= u - 2x_1 \\
 \dot{x}_2 &= x_1 + x_3 - 2x_2^2 + x_3^2/4 \\
 \dot{x}_3 &= -7x_3/4 + x_2^2 \\
 \dot{x}_4 &= x_1 + 3x_3/4 - x_4,
 \end{aligned} \tag{4}$$

with control $u \in [0, 12.5]$ and output x_4 . Its J-graph (Fig. 3(a)) does not have an IFFL. The system has two branches of steady states (Fig. 3(b)), one stable and the other unstable, which is not monotonic. Without the PFBL between x_2 and x_3 , this system cannot exhibit biphasic response. (Full detail can be found in Appendix C.)

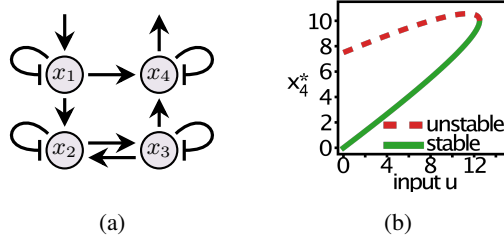


Fig. 3: (a) The J-graph of the system from Example III.9. (b) The system has two branches of steady states: a stable monotonic and an unstable nonmonotonic branch. The PFBL between x_2 and x_3 is necessary for biphasic response.

B. Conditions for stable biphasic response

The theory of monotone systems predicts that stable branches of steady states will be nondecreasing or nonincreasing depending on the net sign of the “input-output characteristic” of the system, while unstable branches may be decreasing or increasing, irrespective of the sign of the characteristic. These facts are well illustrated by the example of a genetic autoregulatory transcription network analyzed in [11]. In Fig. 3a of that paper, one can see four stable branches (drawn in solid blue lines) as well as four unstable branches of equilibria (drawn in dotted red lines); of the four unstable branches, three are decreasing functions of u .

To obtain necessary conditions for *stable* biphasic responses, we use Theorem 1 from [12], which concerns a system $\dot{x} = F(x, u(t))$, initially at steady state, with piecewise continuous input $u(t)$ that is monotonic in time. It states that if all walks (with no self-loops) from the input node u to the output node x_j have the same sign⁴, then $x_j(t)$ is monotonic in time. Moreover, suppose $u(t)$ is nondecreasing in time and $\partial_u g(u(t)) > 0$, then $x_j(t)$ is nondecreasing (resp. nonincreasing) if any I/O path P is positive (resp. negative). More precisely, at any $t \geq 0$, the sign of $\partial_t x_j(t)$ is either 0 or given by $\text{sgn}(\partial_t u) \text{sgn}(\partial_u g) \text{sgn}(P)$.

Theorem III.10. Consider the system (1) under assumption (A1), and let G be its J-graph. Let $x^*(u)$ be a stable branch of steady states.

- 1) Suppose x_1 is the output. If there is no NFBL in G that is reachable to and from the node x_1 , then $x_1^*(u)$ is monotonic.
- 2) Suppose x_j is the output with $j \neq 1$. If G neither has an IFFL from x_1 to x_j , nor a NFBL that is reachable from x_1 and to x_j , then $x_j^*(u)$ is monotonic.

Under the assumption stated above, the output cannot exhibit stable biphasic response.

Proof. We first show that the conditions listed in the theorem imply that any walk (with no self-loops) from x_1 to x_j has the same sign. Then by [12, Theorem 1], the solution $x_j(t)$ is monotonic in time. For the rest of this proof, by a walk, we mean a walk without traversing any self-loops.

(1) There are two oppositely signed walks from x_1 to x_1 if and only if there is a NFBL C in the strongly connected component of x_1 . If P_1 is a path from x_1 to node x_i in C and P_2 is a path from x_i to x_2 , then $P_1 \cup P_2$ and $P_1 \cup C \cup P_2$ are two oppositely signed walks from x_1 to x_1 .

(2) If G does not have an I/O path, then x_j^* cannot be biphasic by Theorem III.6, so suppose otherwise. Clearly an IFFL from x_1 to x_j constitutes two oppositely signed walks. A walk from x_1 to x_j that traverses a NFBL generates a different walk than with the NFBL omitted; these are two walks with opposite signs from x_1 to x_j .

⁴In [12], the control u is given its own node in the graph. In our context where u only affects x_1 , this is equivalent to adding a node for u and an edge (u, x_1) with sign $\text{sgn}(\partial_u g)$. Thus $x_j(t)$ is monotonic if all walks (with no self-loops) from x_1 to x_j have the same sign.

Therefore, under the hypotheses listed in 1 or 2, $x_j(t)$ is nondecreasing (resp. nonincreasing) if $\partial_u g > 0$ and $u(t)$ is non-decreasing⁵, and any walk from x_1 to x_j is positive (resp. negative) by [12, Theorem 1]. In what follows, we assume that any walk from u to x_j is positive; the other cases only require appropriate changes in signs and inequalities.

Finally, we show that $x_j(t)$ being monotonic in t implies $x_j^*(u)$ is monotonic in u . The system is $\dot{\mathbf{x}} = \mathbf{f}(\mathbf{x}) + \hat{\mathbf{e}}_1 g(u(t))$, where $u(t) = u_0 + \epsilon$ for a fixed $\epsilon > 0$ such that $u_0 + \epsilon \in J$. Suppose the system is initially at $\mathbf{x}^*(u_0)$; let $\mathbf{x}(t)$ be a solution, defined for all $t \geq 0$. Since $x_j(t)$ is monotonically nondecreasing, $x_j^*(u_0 + \epsilon) = \lim_{t \rightarrow \infty} x_j(t) \geq x_j^*(u_0)$, where the convergence to $x_j^*(u_0 + \epsilon)$ is guaranteed by assumption (A1). So the C^1 steady state curve must have nondecreasing derivative at u_0 . Since u_0 and ϵ are arbitrary, we conclude that $\partial_u x_j^*(u) \geq 0$ for all $u \in J$. \square

The implication diagram in the introduction is a corollary of Theorems III.5, III.6 and III.10.

Corollary III.11. *Consider the system (1) under assumption (A1). Necessary conditions for stable biphasic response are:*

- when x_1 is output, the existence of a PFBL disjoint from the node x_1 and a NFBL that is reachable to and from the node x_1 ;
- when x_j is output with $j \neq 1$, either (a) the existence of an IFFL from x_1 to x_j , or (b) the existence of a PFBL vertex-disjoint from some I/O path and a NFBL that is reachable from x_1 and to x_j .

IV. ALTERNATIVE FORMS OF CONTROL

The examples presented thus far involve the simplest form of control: $g(u) = u$. In the context of biochemistry, such a term with $u \geq 0$ might represent inflow or production of the species modelled by x_1 . However, other forms of controls occur naturally. For example, suppose x_1 represents the concentration of a protein X_1 in its *active* form, and its inactive form could be enzymatically activated by another species, e.g., see [1], [13]. Then the control would take the form $g(u, x_1) = u(T_1 - x_1)$, where u is proportional to the concentration of this other species, and T_1 is the total amount of X_1 in the system. Throughout this work, we assume the activation/inhibition reactions follow mass-action kinetics.

Definition IV.1. We say \mathbf{C} *activates* (resp. *inhibits*) \mathbf{X} to refer to the reactions $\mathbf{Z} \rightleftharpoons \mathbf{X}$ and $\mathbf{C} + \mathbf{Z} \rightarrow \mathbf{C} + \mathbf{X}$ (resp. $\mathbf{C} + \mathbf{X} \rightarrow \mathbf{C} + \mathbf{Z}$), along with the conservation law $z + x = T$, where \mathbf{Z} is the inactive form of \mathbf{X} .

We now consider a biochemical system involving species X_1, \dots, X_n . We assume each X_i has an active form (with concentration x_i) and an inactive form (with concentration z_i), and that X_1 is activated (or inhibited) by an external species \mathbf{C} . The other reactions allowed are X_i being activated or inhibited by other X_j 's in their active forms. For any $i \in [n]$, let

$$\begin{aligned} \Lambda_{\text{act}}^i &:= \{j \in [n] : X_j \text{ activates } X_i, j \neq i\}, \\ \Lambda_{\text{inh}}^i &:= \{j \in [n] : X_j \text{ inhibits } X_i, j \neq i\}, \end{aligned}$$

where $\Lambda_{\text{act}}^i \cap \Lambda_{\text{inh}}^i = \emptyset$. We are interested in the case when $\bigcup_{i=1}^n (\Lambda_{\text{act}}^i \cup \Lambda_{\text{inh}}^i) \neq \emptyset$. We called such a system with only activation and/or inhibition reactions an **activation-inhibition network**. See Appendix A for a concrete example.

Let $k_c > 0$ be a catalytic rate constant; if X_1 is activated by \mathbf{C} , let $\tilde{g}(C, x_1, z_1) = k_c C z_1$, or in the case of inhibition, $\tilde{g}(C, x_1, z_1) = -k_c C x_1$. Under mass-action kinetics, the dynamics of an activation-inhibition network

⁵If $\partial_t u \leq 0$ (or alternatively $\partial_u g < 0$), then the sign of $\dot{x}_j(t)$ is flipped.

where \mathbf{X}_1 is activated (or inhibited) by an external species \mathbf{C} is given by

$$\begin{aligned} -\dot{z}_1 &= \dot{x}_1 = k_{\text{on}}^1 z_1 - k_{\text{off}}^1 x_1 + \sum_{j \in \Lambda_{\text{act}}^1} k_{\text{cat}}^{1j} x_j z_1 - \sum_{j \in \Lambda_{\text{inh}}^1} k_{\text{cat}}^{1j} x_j x_1 + \tilde{g}(C, x_1, z_1) \\ -\dot{z}_i &= \dot{x}_i = k_{\text{on}}^i z_i - k_{\text{off}}^i x_i + \sum_{j \in \Lambda_{\text{act}}^i} k_{\text{cat}}^{ij} x_j z_i - \sum_{j \in \Lambda_{\text{inh}}^i} k_{\text{cat}}^{ij} x_j x_i, \quad \text{for } i \neq 1, \end{aligned}$$

where $k_{\text{on}}^i, k_{\text{off}}^i$, and $k_{\text{cat}}^{ij} > 0$ are constants. For each $i \in [n]$, there is a conservation law $x_i + z_i = T_i$ for some constant $T_i > 0$. Hence, we can eliminate the variables z_i . The resulting system $\dot{\mathbf{x}} = \mathbf{f}(\mathbf{x}) + \hat{\mathbf{e}}_1 g(C, x_1)$ is given by

$$\begin{aligned} \dot{x}_1 &= \left(k_{\text{on}}^1 + \sum_{j \in \Lambda_{\text{act}}^1} k_{\text{cat}}^{1j} x_j \right) (T_1 - x_1) - \left(k_{\text{off}}^1 + \sum_{j \in \Lambda_{\text{inh}}^1} k_{\text{cat}}^{1j} x_j \right) x_1 + g(C, x_1) \\ \dot{x}_i &= \left(k_{\text{on}}^i + \sum_{j \in \Lambda_{\text{act}}^i} k_{\text{cat}}^{ij} x_j \right) (T_i - x_i) - \left(k_{\text{off}}^i + \sum_{j \in \Lambda_{\text{inh}}^i} k_{\text{cat}}^{ij} x_j \right) x_i, \quad \text{for } i \neq 1, \end{aligned} \tag{5}$$

where $g(C, x_1) = k_c C (T_1 - x_1)$ in the case of activation, and $g(C, x_1) = -k_c C x_1$ in the case of inhibition.

We make two observations about (5). First, $0 \leq x_i \leq T_i$ for all i , because $\mathbb{R}_{\geq 0}^{2n}$ is forward-invariant for (\mathbf{x}, \mathbf{z}) , and $x_i + z_i = T_i$. Second, the system has no boundary steady state (i.e., either $x_i = 0$ or $x_i = T_i$). This follows because if $x_i = 0$, then $\dot{x}_i > 0$; if $x_i = T_i$, then $\dot{x}_i < 0$. For mass-action systems, the strictly positive orthant is forward-invariant [14, Lemma II.1]; therefore, we assume $0 < z_i, x_i < T_i$ for all i .

We can compute the Jacobian matrix \mathbf{J} of $\mathbf{f}(\mathbf{x})$ directly:

$$\begin{aligned} \frac{\partial f_i}{\partial x_i} &= -k_{\text{on}}^i - k_{\text{off}}^i - \sum_{j \in \Lambda_{\text{act}}^i \cup \Lambda_{\text{inh}}^i} k_{\text{cat}}^{ij} x_j, \\ \frac{\partial f_i}{\partial x_j} &= \begin{cases} k_{\text{cat}}^{ij} (T_i - x_i) & \text{if } j \in \Lambda_{\text{act}}^i, \\ -k_{\text{cat}}^{ij} x_i & \text{if } j \in \Lambda_{\text{inh}}^i, \\ 0 & \text{otherwise,} \end{cases} \quad \text{for } j \neq i. \end{aligned}$$

The diagonal entries of \mathbf{J} are negative. The off-diagonal (i, j) entry is positive if $j \in \Lambda_{\text{act}}^i$ since $T_i - x_i > 0$, and negative if $j \in \Lambda_{\text{inh}}^i$; $[\mathbf{J}]_{ij} \equiv 0$ if $j \notin \Lambda_{\text{act}}^i \cup \Lambda_{\text{inh}}^i$. In other words, \mathbf{J} is a signed matrix with negative diagonals. Note that when \mathbf{X}_1 is activated by \mathbf{C} , $\frac{\partial g}{\partial C} = k_c (T_1 - x_1) > 0$, and $\frac{\partial g}{\partial C} = -k_c x_1 < 0$ in the case of inhibition.

As a result of the signed structure of \mathbf{J} , its J-graph G is well-defined. Moreover, we can define the J-graph of the system (5) by adding an output edge from x_j and an input edge to x_1 , where the input edge is positive (resp. negative) if \mathbf{X}_1 is activated (resp. inhibited) by \mathbf{C} . The resulting graph is the familiar one in biology for activation/inhibition.

The system (5) has the same form as (1), but for a specialized control function g . Assuming (5) satisfies assumption (A0) and that C is at steady state, we can carry out the same analysis as in Lemma III.3, and obtain a formula for $\partial_C x_j^*$. Since $\mathbf{0} = \mathbf{f}(\mathbf{x}^*(C)) + \hat{\mathbf{e}}_1 g(C, x_1^*(C))$, $\mathbf{0} = \left[\frac{\partial \mathbf{f}}{\partial \mathbf{x}}(\mathbf{x}^*(C)) \right] \partial_C \mathbf{x}^* - \hat{\mathbf{e}}_1 k_c (x_1^* + C \partial_C x_1^* - \delta_{\text{act}} T_1)$, where $\delta_{\text{act}} = 1$ for activation, and 0 for inhibition. Therefore, in the case of activation,

$$\frac{\partial x_j^*}{\partial C} = (-1)^j k_c (T_1 - x_1^*) \frac{\mathbf{J}^*[\hat{1}, \hat{j}]}{\det(\mathbf{J}^* - \hat{\mathbf{e}}_{11} k_c C)},$$

and in the case of inhibition,

$$\frac{\partial x_j^*}{\partial C} = (-1)^{j+1} k_c x_1^* \frac{\mathbf{J}^*[\hat{1}, \hat{j}]}{\det(\mathbf{J}^* - \hat{\mathbf{e}}_{11} k_c C)},$$

where $\mathbf{J}^* := \frac{\partial \mathbf{f}}{\partial \mathbf{x}}(\mathbf{x}^*(C))$. Comparing these formulas with (2) indicates that the input edge's sign as defined corroborate with the interpretation of activation/inhibition.

Since $x_1^* \neq 0, T_1$ for any C , whether $\partial_C x_j^*$ vanishes or changes sign depends only on $\mathbf{J}^*[\hat{1}, \hat{j}]$. Our results in the previous section give necessary conditions for (stable) biphasic response of x_j to the steady state concentration of the external species C .

Corollary IV.2. *The necessary conditions for stable biphasic response stated in Corollary III.11 apply to the system (5) under assumption (A1).*

V. APPLICATION TO IMMUNE T-CELL ACTIVATION

In this section, we study in full generality a model of immune T-cell activation. Following [1], our model consists of two parts. The first is a network for kinetic proofreading (Fig. 4), whereby an antigen L binds to a T-cell receptor (TCR) R , and the resulting TCR complexes C_i can be at various stages of phosphorylation. The second half of the model is a downstream input-output system, where one or more of C_i 's act as input to the species X_1 . We give necessary conditions on the downstream network for when the output of this network could exhibit stable biphasic response.

In what follows, we let $L(t), R(t)$ denote the concentrations of L and R . Similarly, let $C_i(t)$ be the concentration of C_i , and $C_T(t) := \sum_{j=0}^N C_j(t)$. Where there is no ambiguity, we drop the explicit dependence on t . The kinetic proofreading system has two conservation laws: $L_T = L + C_T$ and $R_T = R + C_T$, with $L_T, R_T > 0$.

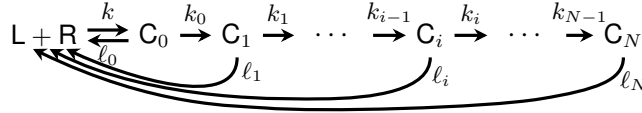


Fig. 4: Kinetic proofreading network.

Assume the kinetic proofreading network in Fig. 4 evolves according to mass-action kinetics: $\dot{\mathbf{z}} = \mathbf{F}(\mathbf{z}; L_T)$ where $\mathbf{z} = (L, R, C_0, \dots, C_N)^\top$. The form of $\mathbf{F}(\mathbf{z}; L_T)$ is shown in (D7) of Appendix D. This system has a globally attracting steady state within its stoichiometric compatibility class for any $L_T, R_T > 0$ [14]. The steady state response $C_i^*(L_T)$ is monotonically increasing; we derive in Appendix D.1 an analytical expression for the response: $C_i^* = A_i C_T^*$, where

$$C_T^* = \frac{L_T + R_T + \frac{A}{k}}{2} - \sqrt{\left(\frac{L_T + R_T + \frac{A}{k}}{2}\right)^2 - L_T R_T}, \quad (6)$$

and $A_i, A, k > 0$ are constants. Appendix D.2 contains a proof that $\frac{\partial C_i^*}{\partial L_T} > 0$ for all $L_T > 0$.

A. Stable biphasic response in immune T-cell activation

Inspired by [1], we consider a system where one or more of the TCR complexes C_i either all activate or all inhibit X_1 , and the species X_i could either activate or inhibit each other. The full system has the form

$$\begin{aligned} \dot{\mathbf{z}} &= \mathbf{F}(\mathbf{z}; L_T) \\ \dot{\mathbf{x}} &= \mathbf{f}(\mathbf{x}) + \hat{\mathbf{e}}_1 g(\mathbf{z}, x_1), \end{aligned} \quad (7)$$

where $\mathbf{f}(\mathbf{x})$ comes from an activation-inhibition network (e.g., see (5)), and $g(\mathbf{z}, x_1)$ is either $\sum_{i \in \Lambda} k_i C_i (T_1 - x_1)$ in the case of activation, or $-\sum_{i \in \Lambda} k_i C_i x_1$ in the case of inhibition, for some $\emptyset \neq \Lambda \subseteq \{0, 1, \dots, N\}$. We make

the same assumptions as before: the entries of $\frac{\partial \mathbf{f}}{\partial \mathbf{x}}$ are constant in sign, the diagonals are negative, and (7) satisfies (A1).

Theorem V.1. *Consider (7) with activation (respectively inhibition) of X_1 . Let $(\mathbf{z}^*(L_T), \mathbf{x}^*(L_T))$ be a stable branch of steady states for L_T in some interval $J \subset \mathbb{R}_>$. Let G be the J-graph of $\frac{\partial \mathbf{f}}{\partial \mathbf{x}}$. Suppose $x_j^*(L_T)$ is stable biphasic.*

- 1) *If $j = 1$, then G has a PFBL and a NFBL.*
- 2) *If $j \neq 1$, then G either has an IFFL, or it has a PFBL and a NFBL.*

Proof. Since $\mathbf{z}^*(L_T)$ is globally stable for any $L_T > 0$, we are interested only in the downstream system. Consider an alternative system $\dot{\mathbf{x}} = \mathbf{f}(\mathbf{x}) + \hat{\mathbf{e}}_1 g^*(C_T^*, x_1)$ where $g^*(C_T^*, x_1) = KC_T^*(T_1 - x_1)$ in the case of activation, and $-KC_T^*x_1$ in the case of inhibition, where $K := \sum_{i \in \Lambda} k_i A_i > 0$ and C_T^* is given by (6). The original ODEs for \mathbf{x} and this alternative system share $\mathbf{x}^*(L_T)$ as a stable branch of steady states. The alternative system is precisely of the form (5), but where the activating/inhibiting “species” C_T is at steady state. Applying Corollary IV.2 to this alternative system gives us the result we desire. \square

VI. DISCUSSION

We were initially motivated to provide a rigorous proof for the claim in [1]: that IFFL is necessary for what we now call stable biphasic response. Against this claim, we gave counterexamples (e.g., Example III.8), which were not among the 58’905 networks computationally explored in [1]. Instead we proved a weaker version: that either an IFFL must exist, or both a PFBL and a NFBL must exist.

Our results are phrased for systems with one control and one input variable, but as Theorem V.1 shows, there are easy extensions, such as when the different controls are all scalar multiples of a function. Furthermore, if a control u affects two or more variables, we can redefine u as a variable, and formally introduce a new control v , i.e., $x_0 := u$, $\dot{x}_0 = -x_0 + v$ where $x_0(0) = v$. Then our results hold for the extended system (x_0, \mathbf{x}) . Clearly in this case, the J-graph should include x_0 as a variable node. See Appendix E for details.

REFERENCES

- [1] M. Lever, H.-S. Lim, P. Kruger, J. Nguyen, N. Trendel, E. Abu-Shah, P. K. Maini, P. A. Van Der Merwe, and O. Dushek, “Architecture of a minimal signaling pathway explains the T-cell response to a 1 million-fold variation in antigen affinity and dose,” *Proceedings of the National Academy of Sciences*, vol. 113, no. 43, 2016.
- [2] D. Kim, Y.-K. Kwon, and K.-H. Cho, “The biphasic behavior of incoherent feed-forward loops in biomolecular regulatory networks,” *BioEssays*, vol. 30, no. 11-12, pp. 1204–1211, 2008.
- [3] E. D. Sontag, “Remarks on feedforward circuits, adaptation, and pulse memory,” *IET Systems Biology*, vol. 4, no. 1, pp. 39–51, 2010.
- [4] D. Angeli and E. Sontag, “Monotone control systems,” *IEEE Transactions on Automatic Control*, vol. 48, no. 10, pp. 1684–1698, 2003, Errata at <http://sontaglab.org/FTPDIR/angeli-sontag-monotone-TAC03-typos.txt>.
- [5] D. Angeli and E. D. Sontag, “Behavior of responses of monotone and sign-definite systems,” in *Mathematical System Theory - Festschrift in Honor of Uwe Helmke on the Occasion of His Sixtieth Birthday*, K. Hüper and J. Trumpf, Eds. CreateSpace, 2013, pp. 51–64.
- [6] M. Banaji, “Graph-theoretic conditions for injectivity of functions on rectangular domains,” *Journal of Mathematical Analysis and Applications*, vol. 370, no. 1, pp. 302–311, 2010.
- [7] C. Soulé, “Graphic requirements for multistationarity,” *Complexus*, vol. 1, no. 3, pp. 123–133, 2003.
- [8] M. Golubitsky and I. Stewart, “Homeostasis, singularities, and networks,” *Journal of Mathematical Biology*, vol. 74, no. 1-2, pp. 387–407, 2017.
- [9] O. Shoval, U. Alon, and E. Sontag, “Symmetry invariance for adapting biological systems,” *SIAM Journal on Applied Dynamical Systems*, vol. 10, no. 3, pp. 857–886, 2011.
- [10] E. D. Sontag, “Bell-shaped dose response for a system with no IFFLs,” *bioRxiv 2020.11.17.387605*, 2020. [Online]. Available: <https://www.biorxiv.org/content/early/2020/11/20/2020.11.17.387605>
- [11] G. Enciso and E. Sontag, “Monotone bifurcation graphs,” *Journal of Biological Dynamics*, vol. 2, pp. 121–139, 2008.

- [12] J. A. Ascensao, P. Datta, B. Hancioglu, E. Sontag, M. L. Gennaro, and O. A. Igoshin, “Non-monotonic response to monotonic stimulus: Regulation of glyoxylate shunt gene-expression dynamics in *Mycobacterium tuberculosis*,” *PLOS Computational Biology*, vol. 12, no. 2, p. e1004741, 2016.
- [13] V. Ramesh, T. Suwanmajo, and J. Krishnan, “Network regulation meets substrate modification chemistry,” *Journal of The Royal Society Interface*, vol. 20, no. 199, p. 20220510, 2023.
- [14] E. D. Sontag, “Structure and stability of certain chemical networks and applications to the kinetic proofreading model of T-cell receptor signal transduction,” *IEEE Transactions on Automatic Control*, vol. 46, no. 7, pp. 1028–1047, 2001.

APPENDIX

A. AN EXAMPLE OF ACTIVATION-INHIBITION NETWORK

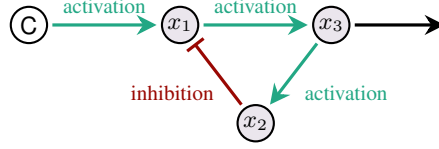
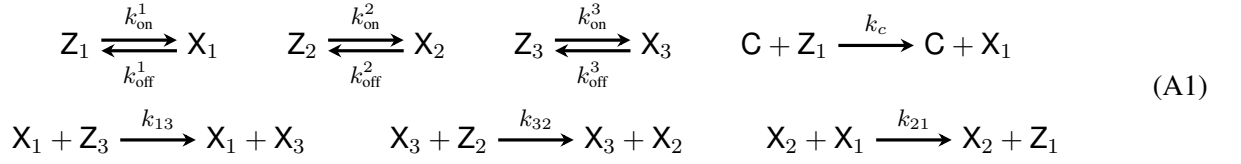


Fig. A1: An activation-inhibition network with 3 species and external species C.

We give a concrete example of an activation-inhibition network as described in Section IV. Consider the network given by the J-graph in Fig. A1. This represents the following reactions



where Z_i is the inactive form of X_i .

Under mass-action kinetics, the concentrations evolve according to

$$\begin{aligned}
 -\dot{z}_1 = \dot{x}_1 &= k_{\text{on}}^1 z_1 - k_{\text{off}}^1 x_1 - k_{21} x_1 x_2 + k_c C z_1 \\
 -\dot{z}_2 = \dot{x}_2 &= k_{\text{on}}^2 z_2 - k_{\text{off}}^2 x_2 + k_{32} x_3 z_2 \\
 -\dot{z}_3 = \dot{x}_3 &= k_{\text{on}}^3 z_3 - k_{\text{off}}^3 x_3 + k_{13} x_1 z_3.
 \end{aligned}$$

Since $z_i + x_i = T_i$ for some total concentration $T_i > 0$, we can eliminate z_i . The reduced system is

$$\begin{aligned}
 \dot{x}_1 &= k_{\text{on}}^1 (T_1 - x_1) - k_{\text{off}}^1 x_1 - k_{21} x_1 x_2 + k_c C (T_1 - x_1) \\
 \dot{x}_2 &= k_{\text{on}}^2 (T_2 - x_2) - k_{\text{off}}^2 x_2 + k_{32} x_3 (T_2 - x_2) \\
 \dot{x}_3 &= k_{\text{on}}^3 (T_3 - x_3) - k_{\text{off}}^3 x_3 + k_{13} x_1 (T_3 - x_3),
 \end{aligned}$$

where $0 < x_i < T_i$, since the positive orthant is forward-invariant under mass-action kinetics [1, Lemma II.1]. Its Jacobian matrix is

$$\mathbf{J} = \begin{pmatrix} -k_{\text{on}}^1 - k_{\text{off}}^1 - k_{21} x_2 - k_c C & -k_{21} x_1 & 0 \\ 0 & -k_{\text{on}}^2 - k_{\text{off}}^2 - k_{32} x_3 & k_{32} (T_2 - x_2) \\ k_{13} (T_3 - x_3) & 0 & -k_{\text{on}}^3 - k_{\text{off}}^3 - k_{13} x_1 \end{pmatrix}.$$

Since $(T_i - x_i) > 0$, the J-graph in Fig. A1 (without the colours and texts) can be interpreted as the J-graph of the reduced system.

B. DETAILS OF EXAMPLE III.8

This example first appeared in [2], which also contains its derivation.

A small technical issue is that the saturation σ in the system (3), while a (globally) Lipschitz function (insuring unique and everywhere defined solutions of the ODE) is not differentiable at those states for which either x_1 or x_2 equals exactly 0.8 or 1.2, which happens only for a set of measure zero. Thus the Jacobian is not well-defined at every state in the classical sense. However, it is well-defined in the sense of nonsmooth analysis, and in any event the signs of interactions reflect the increasing or decreasing influence of each variable on every other variable, and this can be defined with no need to take derivatives. The saturation function σ could be replaced by an approximating differentiable function, but use of σ makes calculations somewhat simpler.

Fig. B2 shows the steady state response curves for all variables, as well as the eigenvalues along the steady state curve, indicating asymptotic stability. Fig. B2(b) shows, in particular, the stable biphasic response of x_3 and x_4 . Global stability was indicated by simulations with random initial conditions.

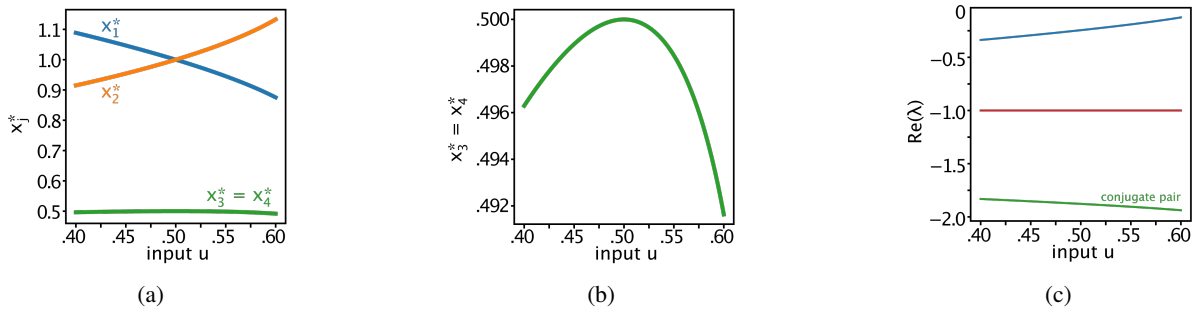


Fig. B2: (a) Steady state curves of Example III.8. (b) x_3, x_4 exhibit biphasic responses where $x_3^* = x_4^*$. (c) Real parts of eigenvalues at steady state, demonstrating that the steady state response is stable.

1) *Existence and uniqueness of steady state:* We show that for each $u \in [0.4, 0.6]$, there exists a unique positive steady state. For example, one can easily check that for $u_0 = 0.5$, the point $(1, 1, 0.5, 0.5)$ is a steady state for Example III.8. More generally, from $\dot{x}_4 = 0$, we know that $x_4 = x_3$ at steady state. From $\dot{x}_1 = 0$, we have

$$x_1 = e^{1-\sigma(x_2)}. \quad (\text{B2})$$

Solving $\dot{x}_3 = 0$ for x_3 , and using (B2) so that $(e^{1-\sigma(x_2)})^2 = x_1^2$, we obtain

$$x_3 = x_4 = \frac{x_1^2}{4} + \frac{u}{2}. \quad (\text{B3})$$

Finally, we set $\dot{x}_2 = 0$, substituting the above x_3 , to obtain an equation relating x_1 , x_2 , and u :

$$\frac{e^{2(1-\sigma(x_1))}}{2} - x_2 + \frac{u}{2} + \frac{x_1^2}{4} = 0.$$

This equation is equivalent to

$$u = U(x_1, x_2) := -\frac{x_1^2}{2} + 2x_2 - e^{2(1-\sigma(x_1))}. \quad (\text{B4})$$

Now we will show that, for each $u \in [0.4, 0.6]$, there is a unique solution (x_1, x_2) for $U(x_1, x_2) = u$, and moreover, $x_1 \in [0.8, 1.2]$ and $x_2 \in [0.8, 1.2]$, i.e., in the nonsaturation regime, case (1A) below. We do this by analyzing various cases.

Case 1: $0.8 \leq x_2 \leq 1.2$. In this case, (B2) gives $x_2 = 1 - \ln x_1$, so

$$U(x_1, x_2) = -\frac{x_1^2}{2} + 2 - 2 \ln x_1 - e^{2(1-\sigma(x_1))}. \quad (\text{B5})$$

For $0.8 \leq x_1 \leq 1.2$, the above expression is $U(x_1, 1 - \ln x_1) = -\frac{x_1^2}{2} + 2 - 2 \ln x_1 - e^{2(1-x_1)}$, a plot of which is shown in Fig. B3(a), middle, blue segment. This is a decreasing function on the interval $x_1 \in [0.8, 1.2]$. For each $u \in [0.4, 0.6]$, there exists a unique $x_1 \in [0.8, 1.2]$ solving (B4); see the shaded blue band in Fig. B3(a). This also returns $x_2 = 1 - \ln x_1$, and x_3, x_4 via (B3).

If instead, $x_1 < 0.8$, then $U(x_1, 1 - \ln x_1) = -\frac{x_1^2}{2} + 2 - 2 \ln x_1 - e^{0.4}$, which is decreasing on $x_1 \in [0, 0.8]$ with minimum value of $U \approx 0.63$ (Fig. B3(a), left, orange segment). Finally, if $x_1 > 1.2$, then $U(x_1, 1 - \ln x_1) = -\frac{x_1^2}{2} + 2 - 2 \ln x_1 - e^{-0.4}$, which is decreasing on $x_1 \in [1.2, \infty)$, with maximum value of $U \approx 0.245$ (Fig. B3(a), right, green segment). So (B4) has no corresponding solution for which $x_1 < 0.8$ or $x_1 > 1.2$.

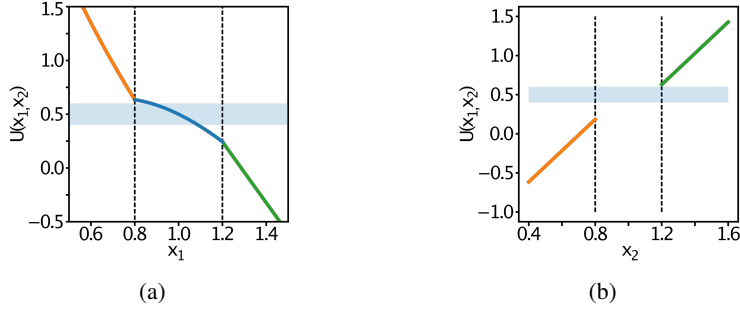


Fig. B3: Graph of (B4) in different cases. (a) $U(x_1, x_2)$ when $0.8 \leq x_2 \leq 1.2$ (case 1), as given by (B5). (b) $U(x_1, x_2)$ when $x_2 < 0.8$ (case 2) and when $x_2 > 1.2$ (case 3). Shaded region is the range $[0.4, 0.6]$ in which u lies. Solution to $u = U(x_1, x_2)$ exists only when $0.8 \leq x_1, x_2 \leq 1.2$.

Case 2: $x_2 < 0.8$. In this case, (B2) gives $x_1 = e^{0.2} \approx 1.22$, and $\sigma(x_1) = 1.2$. Then (B4) with

$$U(x_1, x_2) = -\frac{e^{0.4}}{2} + 2x_2 - e^{-0.4}$$

has no solution to (B4) for $0.4 \leq u \leq 0.6$ when $x_2 < 0.8$, since $U(x_1, x_2) < 0.19$ (Fig. B3(b), left, orange segment).

Case 3: $1.2 < x_2$. In this case, (B2) gives $x_1 = e^{-0.2} \approx 0.81$, and $\sigma(x_1) = x_1$. Then (B4) with

$$U(x_1, x_2) = -\frac{e^{-0.4}}{2} + 2x_2 - e^{2(1-e^{-0.2})}$$

has no solution to (B4) for $0.4 \leq u \leq 0.6$ when $x_2 > 1.2$, since $U(x_1, x_2) > 0.62$ (Fig. B3(b), right, green segment).

We conclude that steady states are unique, and occur only when $0.8 \leq x_1, x_2 \leq 1.2$, when neither variable is saturated. In this case, we solve (B4) numerically to get $x_1 = x_1^*(u)$ for each constant input u in the interval $[0.4, 0.6]$ and back substitute to obtain the remaining variables, obtaining the steady state curve $\mathbf{x}^*(u)$ in Fig. B2(a).

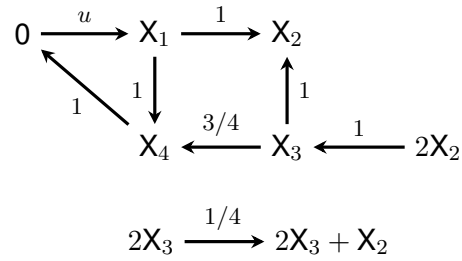
2) *Stability of steady state response curve:* It is not difficult to see that, along the steady state curve, the Jacobian matrix of (3) is

$$\mathbf{J} = \begin{pmatrix} -1 & -C & 0 & 0 \\ -e^{2(1-C)} & -1 & 1 & 0 \\ 0 & -C^2 & -2 & 0 \\ 0 & 0 & 0 & -1 \end{pmatrix},$$

where $C := e^{1-x_2^*} > 0$. Its J-graph is the one in Fig. 2(a). The real part of the eigenvalues of \mathbf{J} (Fig. B2(c)) is always negative, showing asymptotic stability. Simulations from random initial states indicate that the state $\mathbf{x}^*(u)$ for $u \in [0.4, 0.6]$ is globally asymptotically stable.

C. DETAILS OF EXAMPLE III.9

Example III.9 is generated by the reactions



which under mass-action kinetics, is governed by (4). Its Jacobian matrix is

$$\mathbf{J} = \begin{pmatrix} -2 & 0 & 0 & 0 \\ 1 & -4x_2 & 1 + x_3/2 & 0 \\ 0 & 2x_2 & -7/4 & 0 \\ 1 & 0 & 3/4 & -1 \end{pmatrix}.$$

We can solve for the nonnegative steady states, or check that

$$\begin{aligned}
 x_1^*(u) &= \frac{u}{2}, \\
 x_2^*(u) &= \frac{\sqrt{7}}{2} \sqrt{5 \pm \sqrt{25 - 2u}}, \\
 x_3^*(u) &= 5 \pm \sqrt{25 - 2u}, \\
 x_4^*(u) &= \frac{u}{2} + \frac{15}{4} \pm \frac{3}{4} \sqrt{25 - 2u}
 \end{aligned} \tag{C6}$$

are two branches of steady states.

Using Mathematica or other tools, we can compute the eigenvalues along the steady state curves. Fig. C4 are the plots of the eigenvalues.

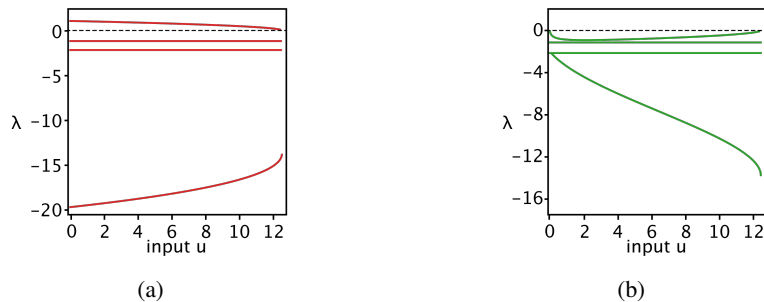


Fig. C4: Eigenvalues along the steady state curves (C6). (a) Corresponding to the unstable branch in Fig. 3, and (b) the stable branch.

1) *Derivation of steady state:* For completeness, we derive the expression (C6) for the steady state curve for the system (4). Substituting $x_1 = u/2$ from $\dot{x}_1 = 0$ and $x_2^2 = 7x_3/4$ from $\dot{x}_3 = 0$ into $\dot{x}_2 = 0$, we see that

$$\frac{u}{2} + x_3 - \frac{7}{2}x_3 + \frac{x_3^2}{4} = 0,$$

which we rescale and then solve using the quadratic formula

$$x_3 = \frac{10 \pm \sqrt{100 - 8u}}{2} = 5 \pm \sqrt{25 - 2u}.$$

Then

$$x_2 = \frac{\sqrt{7}}{2} \sqrt{5 \pm \sqrt{25 - 2u}}.$$

Finally from $\dot{x}_4 = 0$, we have

$$x_4 = \frac{u}{2} + \frac{15}{4} \pm \frac{3}{4} \sqrt{25 - 2u}.$$

2) *Expressions for the eigenvalues along steady state curve:* Plotted in Fig. C4(a) are the eigenvalues of the (unstable) branch $x_4^*(u) = \frac{3}{4} \left(\frac{2u}{3} + 5 + \sqrt{25 - 2u} \right)$:

$$\lambda_1 = -2$$

$$\lambda_2 = -1$$

$$\lambda_3 = \frac{1}{8} \left(-\sqrt{49 - 48\sqrt{7}\sqrt{5 + \sqrt{25 - 2u}} + 448(5 + \sqrt{25 - 2u}) + 32\sqrt{7}(5 + \sqrt{25 - 2u})^{3/2}} - 8\sqrt{7}\sqrt{5 + \sqrt{25 - 2u}} - 7 \right)$$

$$\lambda_4 = \frac{1}{8} \left(\sqrt{49 - 48\sqrt{7}\sqrt{5 + \sqrt{25 - 2u}} + 448(5 + \sqrt{25 - 2u}) + 32\sqrt{7}(5 + \sqrt{25 - 2u})^{3/2}} - 8\sqrt{7}\sqrt{5 + \sqrt{25 - 2u}} - 7 \right).$$

Plotted in Fig. C4(b) are the eigenvalues of the (stable) branch $x_4^*(u) = \frac{3}{4} \left(\frac{2u}{3} + 5 - \sqrt{25 - 2u} \right)$:

$$\lambda_1 = -2$$

$$\lambda_2 = -1$$

$$\lambda_3 = \frac{1}{8} \left(-\sqrt{49 - 48\sqrt{7}\sqrt{5 - \sqrt{25 - 2u}} + 448(5 - \sqrt{25 - 2u}) + 32\sqrt{7}(5 - \sqrt{25 - 2u})^{3/2}} - 8\sqrt{7}\sqrt{5 - \sqrt{25 - 2u}} - 7 \right)$$

$$\lambda_4 = \frac{1}{8} \left(\sqrt{49 - 48\sqrt{7}\sqrt{5 - \sqrt{25 - 2u}} + 448(5 - \sqrt{25 - 2u}) + 32\sqrt{7}(5 - \sqrt{25 - 2u})^{3/2}} - 8\sqrt{7}\sqrt{5 - \sqrt{25 - 2u}} - 7 \right).$$

These expressions were obtained using Mathematica.

D. DYNAMICS OF THE CORE KINETIC PROOFREADING NETWORK

Under mass-action kinetics, the system governing the dynamics of the core network (Fig. 4) is

$$\begin{aligned}
\frac{dL}{dt} &= -kLR + \ell_0 C_0 + \ell_1 C_1 + \cdots + \ell_N C_N \\
\frac{dR}{dt} &= -kLR + \ell_0 C_0 + \ell_1 C_1 + \cdots + \ell_N C_N \\
\frac{dC_0}{dt} &= kLR - (k_0 + \ell_0)C_0 \\
&\vdots \\
\frac{dC_i}{dt} &= k_{i-1}C_{i-1} - (k_i + \ell_i)C_i, \quad \text{for } i = 1, 2, \dots, N-1 \\
&\vdots \\
\frac{dC_N}{dt} &= k_{N-1}C_{N-1} - \ell_N C_N.
\end{aligned} \tag{D7}$$

Let $C_T := \sum_{i=0}^N C_i$, $L_T = L + C_T$, and $R_T = R + C_T$. Note that C_T , L , and R evolve in time, while L_T, R_T are constants indicating the total amount of ligands and receptors, whether in free form or bound form.

1) *Analytical expression for the steady states of TCR complexes:* We claimed in Section V that $C_i^* = A_i C_T^*$ and

$$C_T^* = \frac{L_T + R_T + \frac{A}{k}}{2} - \sqrt{\left(\frac{L_T + R_T + \frac{A}{k}}{2}\right)^2 - L_T R_T},$$

where the constants L_T, R_T, A, k are positive. We derive the above expression by following the idea in [3].

Suppose the system is at steady state. We drop the asterisk to simplify notation. We have

$$\begin{aligned}
C_{N-1} &= \frac{\ell_N}{k_{N-1}} C_N, \\
C_{i-1} &= \frac{k_i + \ell_i}{k_{i-1}} C_i, \quad \text{for } i = 2, \dots, N-1, \\
C_0 &= \frac{k_1 + \ell_1}{k_0} C_1, \\
kLR &= (\ell_0 + k_0)C_0 = \sum_{j=0}^N \ell_j C_j.
\end{aligned}$$

Note that the equations involving C_i can be calculated recursively:

$$\begin{aligned}
C_0 &= \frac{k_1 + \ell_1}{k_0} C_1, \quad C_1 = \frac{k_2 + \ell_2}{k_1} C_2, \quad \dots \\
\implies C_0 &= \frac{k_1 + \ell_1}{k_0} \frac{k_2 + \ell_2}{k_1} C_2, \quad \dots
\end{aligned}$$

resulting in the relations

$$\begin{aligned}
C_{N-1} &= \frac{\ell_N}{k_{N-1}} C_N, \\
C_i &= \frac{\ell_N \prod_{j=i+1}^{N-1} (k_j + \ell_j)}{\prod_{j=i}^{N-1} k_j} C_N, \quad \text{for } i = 1, 2, \dots, N-2
\end{aligned}$$

$$C_1 = \frac{\ell_N \prod_{j=2}^{N-1} (k_j + \ell_j)}{\prod_{j=1}^{N-1} k_j} C_N = \frac{(k_2 + \ell_2)(k_3 + \ell_3) \cdots (k_{N-1} + \ell_{N-1}) \ell_N}{k_1 k_2 \cdots k_{N-1}} C_N$$

$$C_0 = \frac{(k_1 + \ell_1)(k_2 + \ell_2) \cdots (k_{N-1} + \ell_{N-1}) \ell_N}{k_0 k_1 k_2 \cdots k_{N-1}} C_N.$$

For simplicity, we will denote the above as $C_i = a_i C_N$, where $a_i > 0$ is the appropriate product.

Now consider the definition of C_T , and substitute for $C_j = a_j C_N$:

$$C_T = C_0 + C_1 + \cdots + C_N = (a_0 + a_1 + \cdots + a_{N-1} + a_N) C_N,$$

where $a_N = 1$. This means that

$$C_N = \frac{1}{\sum_{j=0}^N a_j} C_T =: A_N C_T,$$

$$C_i = \frac{a_i}{\sum_{j=0}^N a_j} C_T =: A_i C_T, \quad \forall i = 0, 1, 2, \dots, N-1.$$

Next, we have the conservation laws $L_T = L + C_T$, and $R_T = R + C_T$, so

$$LR = (L_T - C_T)(R_T - C_T) = C_T^2 - C_T(L_T + R_T) + L_T R_T.$$

On one hand, from $\frac{dC_0}{dt} = 0$, we see that

$$kLR = (k_0 + \ell_0)C_0 = AC_T,$$

where $A = (k_0 + \ell_0)A_0$. On the other hand, this is equal to $k(C_T^2 - C_T(L_T + R_T) + L_T R_T)$. Thus,

$$C_T^2 - C_T(L_T + R_T + A/k) + L_T R_T = 0.$$

By the quadratic formula,

$$C_T = \frac{L_T + R_T + A/k}{2} - \sqrt{\left(\frac{L_T + R_T + A/k}{2}\right)^2 - L_T R_T}, \quad (\text{D8})$$

where the positive root is rejected, because $C_T \leq \min\{L_T, R_T\}$. This last claim follows from

$$\left(\frac{L_T + R_T + A/k}{2}\right)^2 - L_T R_T = \left(\frac{L_T + R_T}{2}\right)^2 - L_T R_T + \frac{A^2}{4k^2} + \frac{A(L_T + R_T)}{k} > 0$$

by the AM-GM inequality.

2) *Monotonic dependence on total antigen concentration at steady state:* To show that $\frac{\partial C_T}{\partial L_T} > 0$ for all $L_T > 0$, it suffices to show that the function $g(x) = x + a + b - \sqrt{(x + a + b)^2 - 4ax}$ has positive derivative for all $x > 0$. This is a simple calculation, as $g'(x) = 1 - \frac{(x+a+b)-2a}{\sqrt{(x+a+b)^2-4ax}}$. Thus, $g'(x) > 0$ if and only if

$$\begin{aligned} & \sqrt{(x+a+b)^2-4ax} > (x+a+b)-2a \\ \iff & (x+a+b)^2-4ax > (x-a+b)^2 \\ \iff & (x+b)^2+a^2+2a(x+b)-4ax > (x+b)^2+a^2-2a(x+b) \\ \iff & -2ax+2ab > -2ax-2ab, \end{aligned}$$

which is clearly true. Thus $\frac{\partial C_T}{\partial L_T} > 0$ holds.

E. SYSTEM WITH MULTIPLE INPUTS

Here we give in detail how to extend our results to a system with multiple inputs. We take an abstract system with 3 variables, in which 2 of them are influenced by u . Consider the system

$$\begin{aligned}\dot{x}_1 &= f_1(\mathbf{x}) + u \\ \dot{x}_2 &= f_2(\mathbf{x}) + u \\ \dot{x}_3 &= f_3(\mathbf{x}),\end{aligned}\tag{E9}$$

where we assume $\frac{\partial f_i}{\partial x_i} < 0$ for each i and every $\frac{\partial f_i}{\partial x_i}$ is constant in sign. We define an extended system by treating u as a variable x_0 , resulting in the system with control v :

$$\begin{aligned}\dot{x}_0 &= -x_0 + v, & x_0(0) &= v \\ \dot{x}_1 &= f_1(\mathbf{x}) + x_0 \\ \dot{x}_2 &= f_2(\mathbf{x}) + x_0 \\ \dot{x}_3 &= f_3(\mathbf{x}).\end{aligned}\tag{E10}$$

Then along a steady state curve $(x_0(v), \mathbf{x}^*(v))$, which we assume it exists, we can implicitly differentiate with respect to v and obtain

$$\begin{pmatrix} -1 \\ 0 \\ 0 \\ 0 \end{pmatrix} = \begin{pmatrix} -1 & 0 & 0 & 0 \\ 1 & \partial_1 f_1 & \partial_2 f_1 & \partial_3 f_1 \\ 1 & \partial_1 f_2 & \partial_2 f_2 & \partial_3 f_2 \\ 0 & \partial_1 f_3 & \partial_2 f_3 & \partial_3 f_3 \end{pmatrix} \begin{pmatrix} \partial_v x_0^* \\ \partial_v x_1^* \\ \partial_v x_2^* \\ \partial_v x_3^* \end{pmatrix}.$$

Let \mathbf{J} be the matrix above. Then Cramer's rule tells us that for $j = 1, 2, 3$,

$$\partial_v x_j^* = \frac{(-1)^{j+1} \mathbf{J}[\hat{1}, \widehat{j+1}]}{\det \mathbf{J}}.$$

Note that \mathbf{J} is *not* $\frac{\partial \mathbf{f}}{\partial \mathbf{x}}$, but contains it as a submatrix.

From (E10), clearly $x_0(t) = v$ for all $t \geq 0$. So for $j = 1, 2, 3$, the derivative of x_j^* with respect to v in (E10) is equal to the derivative of x_j^* with respect to u in (E9), where the values of u and v are chosen to be the same constant.

1) *An example with multiple inputs:* As a concrete example, consider the system with output z

$$\begin{aligned}\dot{x} &= -x + u \\ \dot{y} &= -y + u \\ \dot{z} &= -z + x - y^2 z.\end{aligned}\tag{E11}$$

The J-graph of this system is shown in Fig. E5(a), since its Jacobian matrix is

$$\begin{pmatrix} -1 & 0 & 0 \\ 0 & -1 & 0 \\ 1 & -2yz & -1 - y^2 \end{pmatrix}.$$

This system is stable biphasic in z ; see Fig. E5(b). At first sight, it seems as though our results are silent on this system; however, we can extend our results by treating u as a variable.

Consider the following system with control v instead:

$$\begin{aligned}
 \dot{x}_0 &= -x_0 + v, & x_0(0) &= v \\
 \dot{x} &= -x + x_0 \\
 \dot{y} &= -y + x_0 \\
 \dot{z} &= -z + x - y^2 z.
 \end{aligned}
 \tag{E12}$$

The J-graph of this extended input-output system is Fig. E5(c). Corollary III.11 applies; that $z^*(v)$, where $u = v$, is stable biphasic implies the existence of an IFFL, or both types of FBLs. Note the presence of an IFFL from x_0 (formally the control u) to the output z . Thus, to apply our results, we need to include in the J-graph a node for any control that influences more than one variable.

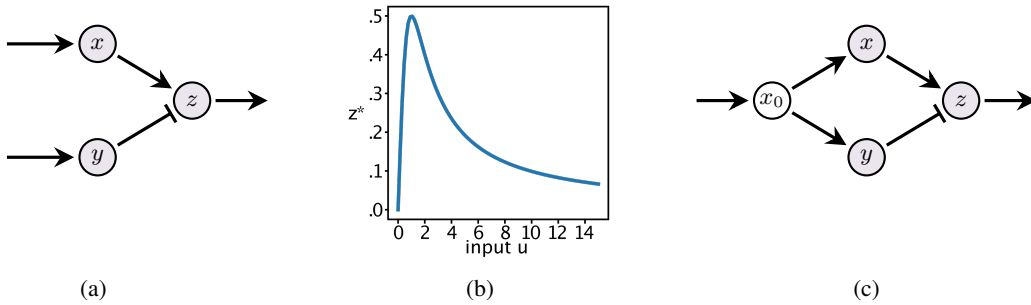


Fig. E5: (a) J-graph of the input-output system (E11) with multiple inputs. (b) Its steady state response $z^*(u)$ is nonmonotonic. (c) The J-graph of the extended input-output system (E12), where $x_0 = u$. It contains an IFFL, which is necessary for the biphasic response.

REFERENCES

- [1] E. D. Sontag, “Structure and stability of certain chemical networks and applications to the kinetic proofreading model of T-cell receptor signal transduction,” *IEEE Transactions on Automatic Control*, vol. 46, no. 7, pp. 1028–1047, 2001.
- [2] —, “Bell-shaped dose response for a system with no IFFLs,” *bioRxiv 2020.11.17.387605*, 2020. [Online]. Available: <https://www.biorxiv.org/content/early/2020/11/20/2020.11.17.387605>
- [3] M. Lever, H.-S. Lim, P. Kruger, J. Nguyen, N. Trendel, E. Abu-Shah, P. K. Maini, P. A. Van Der Merwe, and O. Dushek, “Architecture of a minimal signaling pathway explains the T-cell response to a 1 million-fold variation in antigen affinity and dose,” *Proceedings of the National Academy of Sciences*, vol. 113, no. 43, 2016.