

CONTEXTUALIZED MESSAGES BOOST GRAPH REPRESENTATIONS

Brian Godwin Lim

Nara Institute of Science and Technology

Galvin Brice Lim

De La Salle University

Renzo Roel Tan

Nara Institute of Science and Technology

Kyoto University

Ateneo de Manila University

Kazushi Ikeda

Nara Institute of Science and Technology

ABSTRACT

Graph neural networks (GNNs) have gained significant attention in recent years for their ability to process data that may be represented as graphs. This has prompted several studies to explore their representational capability based on the graph isomorphism task. These works inherently assume a countable node feature representation, potentially limiting their applicability. Interestingly, only a few study GNNs with uncountable node feature representation. In the paper, a novel perspective on the representational capability of GNNs is investigated across all levels—node-level, neighborhood-level, and graph-level—when the space of node feature representation is uncountable. More specifically, the strict injective and metric requirements are *softly* relaxed by employing a *pseudometric* distance on the space of input to create a *soft-injective* function such that distinct inputs may produce *similar* outputs if and only if the *pseudometric* deems the inputs to be sufficiently *similar* on some representation. As a consequence, a simple and computationally efficient *soft-isomorphic* relational graph convolution network (SIR-GCN) that emphasizes the contextualized transformation of neighborhood feature representations via *anisotropic* and *dynamic* message functions is proposed. A mathematical discussion on the relationship between SIR-GCN and widely used GNNs is then laid out to put the contribution into context, establishing SIR-GCN as a generalization of classical GNN methodologies. Experiments on synthetic and benchmark datasets then demonstrate the relative superiority of SIR-GCN, outperforming comparable models in node and graph property prediction tasks.

1 INTRODUCTION

Graph neural networks (GNNs) constitute a class of deep learning models designed to process data that may be represented as graphs. These models are well-suited for node, edge, and graph property prediction tasks across various domains including social networks, molecular graphs, and biological networks, among others (Dwivedi et al., 2023; Hu et al., 2020). GNNs predominantly follow the message-passing scheme wherein each node aggregates the feature representation of its neighbors and combines them to create an updated node feature representation (Gilmer et al., 2017; Xu et al., 2018a;b). This allows the model to encapsulate both the network structure and the broader node contexts. Moreover, a graph readout function is employed to pool the individual node feature representation and create a representation for the entire graph (Li et al., 2015; Murphy et al., 2019; Xu et al., 2018a; Ying et al., 2018).

Among the most widely used GNNs in literature include the graph convolution network (GCN) (Kipf & Welling, 2016), graph sample and aggregate (GraphSAGE) (Hamilton et al., 2017), graph attention network (GAT) (Brody et al., 2021; Veličković et al., 2017), and graph isomorphism network (GIN) (Xu et al., 2018a) which largely fall under the message-passing neural network (MPNN) (Gilmer et al., 2017) framework. These models have gained popularity due to their simplicity and remarkable performance across various applications (Dwivedi et al., 2023; Hsu et al., 2021; Hu et al., 2020; Jiang

et al., 2022; Kim & Ye, 2020; Liu et al., 2020). Improvements are also constantly being proposed to achieve state-of-the-art performance (Bodnar et al., 2021; Bouritsas et al., 2022; Ishiguro et al., 2019; Miao et al., 2022; Sun et al., 2020; Wang et al., 2019b; Ying et al., 2021).

Notably, these advances are mainly driven by heuristics and empirical results. Nonetheless, several studies have also begun exploring the representational capability of GNNs (Azizian & Lelarge, 2020; Bodnar et al., 2021; Böker et al., 2024; Corso et al., 2020; Garg et al., 2020; Sato et al., 2021). Most of these works analyzed GNNs in relation to the graph isomorphism task. Xu et al. (2018a) was among the first to lay the foundations for creating a maximally expressive GNN based on the Weisfeiler-Leman (WL) graph isomorphism test (Weisfeiler & Leman, 1968). Subsequent works build upon their results by considering extensions to the original 1-WL test. However, these results only hold with countable node feature representation which potentially limits their applicability. Meanwhile, Corso et al. (2020) proposed using multiple aggregators to create powerful GNNs when the space of node feature representation is uncountable. Interestingly, there has been no significant theoretical progress since this work.

This paper presents a novel perspective on the representational capability of GNNs when the space of node feature representation is uncountable. The key idea is to define a *pseudometric* distance on the space of input to create a *soft-injective* function such that distinct inputs may produce *similar* outputs if and only if the distance between the inputs is sufficiently small on some representation. This idea is investigated across all levels—node-level, neighborhood-level, and graph-level. From the theoretical results, a simple and computationally efficient *soft-isomorphic* relational graph convolution network (SIR-GCN) which emphasizes the contextualized transformation of neighborhood feature representations using *anisotropic* and *dynamic* message functions is proposed. The mathematical relationship between SIR-GCN and popular GNNs in literature is also presented to underscore the novelty and advantages of the proposed model. Experiments on synthetic and benchmark datasets in node and graph property prediction tasks then highlight the expressivity of SIR-GCN, positioning the proposed model as the best-performing MPNN instance.

2 GRAPH NEURAL NETWORKS

Let $\mathcal{G} = (\mathcal{V}_{\mathcal{G}}, \mathcal{E}_{\mathcal{G}})$ be a graph and $\mathcal{N}_{\mathcal{G}}(u) \subseteq \mathcal{V}_{\mathcal{G}}$ the set of nodes adjacent to node $u \in \mathcal{V}_{\mathcal{G}}$. The subscript \mathcal{G} will be omitted whenever the context is clear. Suppose \mathcal{H} is the space of node feature representation, henceforth feature, and $\mathbf{h}_u \in \mathcal{H}$ is the feature of node u . A GNN following the message-passing scheme can be expressed mathematically as

$$\begin{aligned} \mathbf{H}_u &= \{\{\mathbf{h}_v : v \in \mathcal{N}_{\mathcal{G}}(u)\}\} \\ \mathbf{a}_u &= \text{AGG}(\mathbf{H}_u) \\ \mathbf{h}_u^* &= \text{COMB}(\mathbf{h}_u, \mathbf{a}_u), \end{aligned} \tag{1}$$

where AGG and COMB are some aggregation and combination strategies, respectively, \mathbf{H}_u is the *multiset* (Xu et al., 2018a) of neighborhood features for node u , \mathbf{a}_u is the aggregated neighborhood features for node u , and \mathbf{h}_u^* is the updated feature for node u . Since AGG takes arbitrary-sized *multisets* of neighborhood features as input and transforms them into a single feature, it may be considered a hash function. Hence, aggregation and hash functions shall be used interchangeably throughout the paper.

Related works When \mathcal{H} is countable, Xu et al. (2018a) showed that there exists a function $f : \mathcal{H} \rightarrow \mathcal{S}$ such that the aggregation or hash function

$$F(\mathbf{H}) = \sum_{\mathbf{h} \in \mathbf{H}} f(\mathbf{h}) \tag{2}$$

is injective or unique for each *multiset* of neighborhood features \mathbf{H} of bounded size in the embedded feature space \mathcal{S} . This result forms the theoretical basis of GIN.

Meanwhile, the result above no longer holds when \mathcal{H} is uncountable. In this setting, Corso et al. (2020) proved that if \oplus comprises multiple aggregators (e.g., mean, standard deviation, max, and min), the hash function

$$M(\mathbf{H}) = \bigoplus_{\mathbf{h} \in \mathbf{H}} m(\mathbf{h}) \tag{3}$$

produces a unique output for every \mathbf{H} of bounded size. This finding provides the foundation for the principal neighborhood aggregation (PNA) (Corso et al., 2020). Notably, for this result to hold, the number of aggregators in \bigoplus must also scale with the size of the *multiset* of neighborhood features \mathbf{H} , which may be infeasible for large and dense graphs.

3 SOFT-INJECTIVE FUNCTIONS

While injective functions and metrics are necessary for tasks requiring strict isomorphism, many practical applications of GNNs often do not require such strict constraints. For instance, in node classification tasks, the model must produce identical outputs for some distinct nodes. Thus, this paper *softly* relaxes these constraints by employing *pseudometrics* and *soft-injective* functions.

Definition 1 (Pseudometric). *Let \mathcal{H} be a non-empty set. A function $d : \mathcal{H} \times \mathcal{H} \rightarrow \mathbb{R}_{\geq 0}$ is a pseudometric on \mathcal{H} if the following holds for all $\mathbf{h}^{(1)}, \mathbf{h}^{(2)}, \mathbf{h}^{(3)} \in \mathcal{H}$:*

- $d(\mathbf{h}^{(1)}, \mathbf{h}^{(1)}) = 0$;
- $d(\mathbf{h}^{(1)}, \mathbf{h}^{(2)}) = d(\mathbf{h}^{(2)}, \mathbf{h}^{(1)})$; and
- $d(\mathbf{h}^{(1)}, \mathbf{h}^{(3)}) \leq d(\mathbf{h}^{(1)}, \mathbf{h}^{(2)}) + d(\mathbf{h}^{(2)}, \mathbf{h}^{(3)})$.

Note that unlike a metric, $d(\mathbf{h}^{(1)}, \mathbf{h}^{(2)}) = 0 \not\Rightarrow \mathbf{h}^{(1)} = \mathbf{h}^{(2)}$ for a *pseudometric* d . The following assumption is then imposed on the *pseudometric* d , leveraging results from kernel theory.

Assumption 1. *Let $d : \mathcal{H} \times \mathcal{H} \rightarrow \mathbb{R}_{\geq 0}$ be a pseudometric on \mathcal{H} such that $-d^2$ is a conditionally positive definite kernel on \mathcal{H} .*

The Euclidean distance is an example of a *pseudometric* satisfying Assumption 1. A class of *pseudometrics* satisfying this assumption is provided below, see Berg et al. (1984) and Schölkopf (2000) for more.

Remark 1. *Consider the pseudometrics d_1 and d_2 on \mathcal{H} satisfying Assumption 1. For $a > 0$ and $0 < p < 1$, the pseudometrics $a \cdot d_1$, $\sqrt{d_1^2 + d_2^2}$, and d_1^p also satisfy Assumption 1.*

Assumption 1 thus offers considerable flexibility in the choice of *pseudometric* d . The following theorem then *softly* relaxes the injective and metric requirements in previous works.

Theorem 1. *Let \mathcal{H} be a non-empty set with a pseudometric $d : \mathcal{H} \times \mathcal{H} \rightarrow \mathbb{R}_{\geq 0}$ satisfying Assumption 1. There exists a feature map $g : \mathcal{H} \rightarrow \mathcal{S}$ such that for every $\mathbf{h}^{(1)}, \mathbf{h}^{(2)} \in \mathcal{H}$ and $\varepsilon_1 > \varepsilon_2 > 0$,*

$$\varepsilon_2 < \left\| g(\mathbf{h}^{(1)}) - g(\mathbf{h}^{(2)}) \right\| < \varepsilon_1 \iff \varepsilon_2 < d(\mathbf{h}^{(1)}, \mathbf{h}^{(2)}) < \varepsilon_1. \quad (4)$$

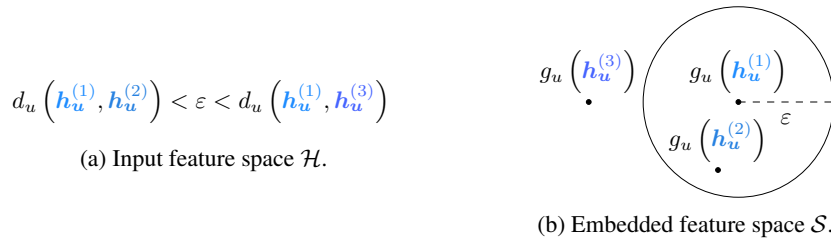


Figure 1: Pseudometric d_u and the corresponding feature map g_u .

Theorem 1 shows that, for each node $u \in \mathcal{V}$, given a *pseudometric* distance d_u that represents a *dissimilarity* function on \mathcal{H} , possibly encoded with prior knowledge, there exists a corresponding feature map g_u that maps distinct inputs $\mathbf{h}_u^{(1)}, \mathbf{h}_u^{(2)} \in \mathcal{H}$ close in the embedded feature space \mathcal{S} if and only if d_u determines $\mathbf{h}_u^{(1)}, \mathbf{h}_u^{(2)}$ to be sufficiently *similar* on some representation. The lower bound ε_2 asserts the ability of g_u to separate elements of \mathcal{H} in the embedded feature space \mathcal{S} while the

upper bound ε_1 ensures g_u maintains the relationship between elements of \mathcal{H} with respect to d_u . The feature map g_u may then be described as *soft-injective*.¹ Corollary 1 extends this result for *multisets*.

3.1 SOFT-ISOMORPHIC RELATIONAL GRAPH CONVOLUTION NETWORK

Corollary 1. *Let \mathcal{H} be a non-empty set with a pseudometric D on bounded, equinumerous multisets of \mathcal{H} defined as*

$$D^2(\mathbf{H}^{(1)}, \mathbf{H}^{(2)}) = \sum_{\substack{\mathbf{h} \in \mathbf{H}^{(1)} \\ \mathbf{h}' \in \mathbf{H}^{(2)}}} d^2(\mathbf{h}, \mathbf{h}') - \frac{1}{2} \sum_{\substack{\mathbf{h} \in \mathbf{H}^{(1)} \\ \mathbf{h}' \in \mathbf{H}^{(1)}}} d^2(\mathbf{h}, \mathbf{h}') - \frac{1}{2} \sum_{\substack{\mathbf{h} \in \mathbf{H}^{(2)} \\ \mathbf{h}' \in \mathbf{H}^{(2)}}} d^2(\mathbf{h}, \mathbf{h}') \quad (5)$$

for some pseudometric $d : \mathcal{H} \times \mathcal{H} \rightarrow \mathbb{R}_{\geq 0}$ satisfying Assumption 1 and bounded, equinumerous multisets $\mathbf{H}^{(1)}, \mathbf{H}^{(2)}$. There exists a feature map $g : \mathcal{H} \rightarrow \mathcal{S}$ such that for every $\mathbf{H}^{(1)}, \mathbf{H}^{(2)}$ and $\varepsilon_1 > \varepsilon_2 > 0$,

$$\varepsilon_2 < \|G(\mathbf{H}^{(1)}) - G(\mathbf{H}^{(2)})\| < \varepsilon_1 \iff \varepsilon_2 < D(\mathbf{H}^{(1)}, \mathbf{H}^{(2)}) < \varepsilon_1, \quad (6)$$

where

$$G(\mathbf{H}) = \sum_{\mathbf{h} \in \mathbf{H}} g(\mathbf{h}). \quad (7)$$

Similarly, Corollary 1 shows that, for each node $u \in \mathcal{V}$, given a *pseudometric* distance D_u on *multisets* of \mathcal{H} defined in Eqn. 5 with a corresponding *pseudometric* distance d_u on \mathcal{H} , there exists a corresponding feature map g_u and *soft-injective* hash function G_u defined in Eqn. 7 that produces *similar* outputs for distinct *multisets* of neighborhood features $\mathbf{H}_u^{(1)}, \mathbf{H}_u^{(2)}$ if and only if D_u deems $\mathbf{H}_u^{(1)}, \mathbf{H}_u^{(2)}$ to be sufficiently *similar* on some representation. Likewise, the lower and upper bounds guarantee the ability of G_u to separate equinumerous *multisets* of \mathcal{H} in the embedded feature space \mathcal{S} while maintaining the relationship with respect to D_u . In this setting, the feature map g_u may be interpreted as the message function (Gilmer et al., 2017) of the aggregation strategy that transforms the individual neighborhood features. Meanwhile, the *pseudometric* D_u corresponds to the kernel distance (Joshi et al., 2011) which intuitively represents the difference between the cross-distance and self-distance between two *multisets*.

Dynamic transformation To illustrate the role of *pseudometrics*, consider anomaly detection on node features representing zero-mean scores, with node u having two neighbors v_1 and v_2 . If d_u simply corresponds to the Euclidean distance, then the corresponding hash function G_u becomes linear as presented in Fig. 2a. The contour plot highlights collisions—instances where distinct inputs produce identical outputs (*i.e.*, the equivalence class $[\mathbf{H}]_D$)—between *dissimilar multisets* of neighborhood features, resulting in aggregated neighborhood features that are less useful for the task.

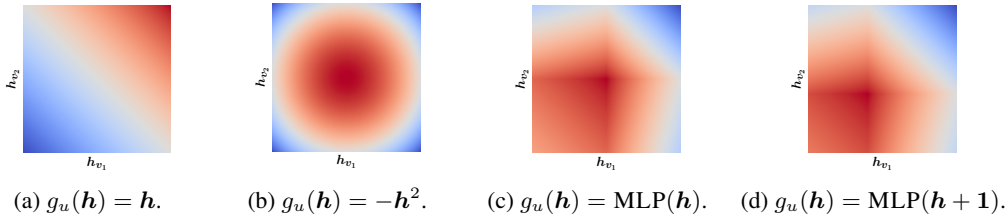


Figure 2: Hash functions G_u under different message functions g_u .

Nevertheless, other choices of *pseudometrics*, possibly incorporating prior knowledge, would correspond to more complex message functions g_u . This leads to non-trivial hash functions G_u and contour plots where only the regions determined by D_u to be *similar* may produce *similar* aggregated

¹The *pseudometric* d induces the equivalence class $[\mathbf{h}]_d := \{\mathbf{h}' \in \mathcal{H} : d(\mathbf{h}, \mathbf{h}') = 0\}$ with the quotient space $\mathcal{H}_d := \mathcal{H} / d = \{[\mathbf{h}]_d : \mathbf{h} \in \mathcal{H}\}$ such that d becomes metric and the corresponding feature map g becomes injective on \mathcal{H}_d (Schoenberg, 1938). Hence, g may be described as *soft-injective*.

neighborhood features, making collisions more informative and controlled. This also highlights the significance of *dynamic* (Brody et al., 2021) or non-linear message functions g_u in MPNNs.

As further illustration, if d_u instead corresponds to the Euclidean distance of the squared score, then the corresponding hash function G_u has the contour plot in Fig. 2b. The resulting hash collisions and equivalence classes then become more useful and meaningful for detecting anomalous scores.

Anisotropic messages It is also worth noting that Corollary 1 holds for each node $u \in \mathcal{V}$ independently. Hence, different nodes may correspond to different D_u , d_u , g_u , and G_u . For simplicity, especially in inductive learning contexts, consider a single *pseudometric* instead, defined as

$$D^2 \left(\mathbf{H}_u^{(1)}, \mathbf{H}_u^{(2)}; \mathbf{h}_u \right) = \sum_{\substack{\mathbf{h} \in \mathbf{H}_u^{(1)} \\ \mathbf{h}' \in \mathbf{H}_u^{(2)}}} d^2(\mathbf{h}, \mathbf{h}'; \mathbf{h}_u) - \frac{1}{2} \sum_{\substack{\mathbf{h} \in \mathbf{H}_u^{(1)} \\ \mathbf{h}' \in \mathbf{H}_u^{(1)}}} d^2(\mathbf{h}, \mathbf{h}'; \mathbf{h}_u) - \frac{1}{2} \sum_{\substack{\mathbf{h} \in \mathbf{H}_u^{(2)} \\ \mathbf{h}' \in \mathbf{H}_u^{(2)}}} d^2(\mathbf{h}, \mathbf{h}'; \mathbf{h}_u), \quad (8)$$

with a single hash function, defined as

$$G(\mathbf{H}_u; \mathbf{h}_u) = \sum_{\mathbf{h} \in \mathbf{H}_u} g(\mathbf{h}; \mathbf{h}_u), \quad (9)$$

for every node $u \in \mathcal{V}$. This approach makes D , d , g , and G *anisotropic* (Dwivedi et al., 2023) (i.e., a function of both the features of the query (center) node \mathbf{h}_u and key (neighboring) nodes $\mathbf{h} \in \mathbf{H}_u$). Moreover, contextualized on the features of the query node, D may still be interpreted as a *pseudometric* controlling hash collisions with a corresponding *soft-injective* hash function G .

Furthermore, the integration of \mathbf{h}_u also allows for the interpretation of g as a relational message function, guiding how features of the key nodes are to be embedded and transformed based on the features of the query node. Figs. 2c and 2d provide intuition for this idea where the introduction of a bias term, assuming a function of the features of the query node, shifts the contour plot to produce distinct aggregated neighborhood features $\mathbf{a}_u \neq \mathbf{a}_{u'}$ for nodes u and u' with identical neighborhood features $\mathbf{H}_u = \mathbf{H}_{u'}$, but distinct features $\mathbf{h}_u \neq \mathbf{h}_{u'}$. Nevertheless, one may also inject stochasticity into the node features to distinguish between nodes u and u' with identical features $\mathbf{h}_u = \mathbf{h}_{u'}$ and neighborhood features $\mathbf{H}_u = \mathbf{H}_{u'}$ with high probability (Sato et al., 2021) and to imitate having distinct D_u , d_u , g_u , and G_u for each node $u \in \mathcal{V}$.

Proposed model For a graph representation learning problem, one may directly model the *anisotropic* and *dynamic* relational message function g as a two-layer multi-layer perceptron (MLP), with implicitly learned *pseudometrics*, following the universal approximation theorem (Hornik et al., 1989) to obtain the *soft-isomorphic* relational graph convolution network (SIR-GCN)

$$\mathbf{h}_u^* = \sum_{v \in \mathcal{N}(u)} \mathbf{W}_R \sigma(\mathbf{W}_Q \mathbf{h}_u + \mathbf{W}_K \mathbf{h}_v), \quad (10)$$

where σ is a non-linear activation function, $\mathbf{W}_Q, \mathbf{W}_K \in \mathbb{R}^{d_{\text{hidden}} \times d_{\text{in}}}$, and $\mathbf{W}_R \in \mathbb{R}^{d_{\text{out}} \times d_{\text{hidden}}}$. Leveraging linearity, the model has a computational complexity of

$$\mathcal{O}(|\mathcal{V}| \times d_{\text{hidden}} \times d_{\text{in}} + |\mathcal{E}| \times d_{\text{hidden}} + |\mathcal{V}| \times d_{\text{out}} \times d_{\text{hidden}}) \quad (11)$$

with computational efficiency achieved by the application of only an activation function along edges, making it comparable to GAT. Nevertheless, σ may also be replaced with a deep MLP in practice if modeling g as a shallow two-layer MLP becomes infeasible.

In essence, the proposed SIR-GCN is a simple, interpretable, and computationally efficient instance of the MPNN framework. Moreover, in contrast to other MPNN instances in literature, the proposed model emphasizes the *anisotropic* and *dynamic* transformation of neighborhood features to obtain contextualized messages.

3.2 SOFT-ISOMORPHIC GRAPH READOUT FUNCTION

Corollary 1 also shows that, for each graph \mathcal{G} , given a *pseudometric* distance $d_{\mathcal{G}}$ on \mathcal{H} with a corresponding *pseudometric* distance $D_{\mathcal{G}}$ on *multisets* of \mathcal{H} defined in Eqn. 5, there exists a corresponding

feature map $r_{\mathcal{G}}$ and *soft-injective* graph readout function $R_{\mathcal{G}}$ defined in Eqn. 7. While this result holds for each graph \mathcal{G} independently, one may simply consider a single D , d , r , and R for every graph $\{\mathcal{G}_d\}_{d \in \mathcal{D}}$ under task \mathcal{D} . Nevertheless, the graph context and structure may also be integrated into D , d , r , and R , through a virtual super node (Gilmer et al., 2017) for instance, to imitate having distinct $D_{\mathcal{G}}$, $d_{\mathcal{G}}$, $r_{\mathcal{G}}$, and $R_{\mathcal{G}}$ for each graph \mathcal{G} and to further enhance its representational capability.

Similarly, for a graph representation learning problem, r may also be directly modeled as an MLP, with implicitly learned *pseudometrics*, to obtain the *soft-isomorphic* graph readout function

$$\mathbf{h}_{\mathcal{G}} = \sum_{v \in \mathcal{V}_{\mathcal{G}}} \text{MLP}_R(\mathbf{h}_v), \quad (12)$$

where MLP_R corresponds to r and $\mathbf{h}_{\mathcal{G}}$ is the graph-level feature of graph \mathcal{G} .

4 MATHEMATICAL DISCUSSION

The mathematical relationship of SIR-GCN with GCN, GraphSAGE, GAT, GIN, and PNA are presented in this section to highlight the novelty and contribution. While activation functions and MLPs applied after each GNN layer play a significant role in the overall performance, the discussions only focus on the message-passing operation that defines GNNs. The relationship between SIR-GCN and the 1-WL test is also presented to contextualize the representational capability of the former.

4.1 GCN AND GRAPHSAGE

It may be shown that Corollary 1 holds up to a constant scale. Hence, the mean aggregation and symmetric mean aggregation, by extension, may be used in place of the sum aggregation. If one sets σ as identity or $\text{PRELU}(\alpha = 1)$, $\mathbf{W}_Q = \mathbf{0}$, $\mathbf{W}_R \mathbf{W}_K = \mathbf{W}$, and $\tilde{\mathcal{N}}(u) = \mathcal{N}(u) \cup \{u\}$, one obtains

$$\mathbf{h}_u^* = \sum_{v \in \mathcal{N}(u)} \frac{1}{\sqrt{|\mathcal{N}(u)|} \sqrt{|\mathcal{N}(v)|}} \mathbf{W} \mathbf{h}_v \quad (13)$$

and

$$\mathbf{h}_u^* = \frac{1}{|\tilde{\mathcal{N}}(u)|} \sum_{v \in \tilde{\mathcal{N}}(u)} \mathbf{W} \mathbf{h}_v \quad (14)$$

which recovers GCN and GraphSAGE with mean aggregation, respectively. Moreover, the sum aggregation may also be replaced with the max aggregation, albeit without theoretical justification, to recover GraphSAGE with max pooling. Thus, GCN and GraphSAGE may be viewed as instances of SIR-GCN.² The difference lies in the *isotropic* (Dwivedi et al., 2023) nature (*i.e.*, a function of only the features of the key nodes) of GCN and GraphSAGE and the use of non-linearities only in the combination strategy.

4.2 GAT

Moreover, in Brody et al. (2021), the attention mechanism of GATv2 is modeled as an MLP given by

$$e_{u,v} = \mathbf{a}^\top \text{LEAKYRELU}(\mathbf{W}_Q \mathbf{h}_u + \mathbf{W}_K \mathbf{h}_v), \quad (15)$$

with the message from node v to node u proportional to $\exp(e_{u,v}) \cdot \mathbf{W} \mathbf{h}_v$. While the model is *anisotropic* in nature, messages are nevertheless only linearly transformed with node u only determining the degree of contribution through the scalar $e_{u,v}$. Meanwhile, SIR-GCN directly works with the unnormalized attention mechanism in Eqn. 15 and allows the features of the query node to *dynamically* transform messages. Specifically, if $\sigma = \text{LEAKYRELU}$ and $\mathbf{W}_R = \mathbf{A}$, one obtains

$$\mathbf{h}_u^* = \sum_{v \in \mathcal{N}(u)} \mathbf{A} \text{LEAKYRELU}(\mathbf{W}_Q \mathbf{h}_u + \mathbf{W}_K \mathbf{h}_v) \quad (16)$$

which shows Eqn. 15 becoming a contextualized message in the SIR-GCN model. Nevertheless, GAT and GATv2 may be recovered, up to a normalizing constant, with an appropriate choice of σ .

²GraphSAGE with LSTM aggregation is not included in this discussion.

4.3 GIN

Likewise, within the proposed SIR-GCN model, one may explicitly add a residual connection in the combination strategy to obtain

$$\mathbf{h}_u^* = \text{MLP}_{\text{Res}}(\mathbf{h}_u) + \sum_{v \in \mathcal{N}(u)} \mathbf{W}_R \sigma(\mathbf{W}_Q \mathbf{h}_u + \mathbf{W}_K \mathbf{h}_v), \quad (17)$$

where MLP_{Res} is a learnable residual network. If $\text{MLP}_{\text{Res}}(\mathbf{h}) = (1 + \epsilon) \cdot \mathbf{h}$, $\sigma = \text{PRELU}(\alpha = 1)$, $\mathbf{W}_Q = \mathbf{0}$, and $\mathbf{W}_R \mathbf{W}_K = \mathbf{I}$, then

$$\mathbf{h}_u^* = (1 + \epsilon) \cdot \mathbf{h}_u + \sum_{v \in \mathcal{N}(u)} \mathbf{h}_v \quad (18)$$

is equivalent to GIN. Hence, SIR-GCN with residual connection encompasses GIN.

4.4 PNA

Furthermore, while SIR-GCN and PNA approach the problem of uncountable node features differently, both models highlight the significance of *anisotropic* message functions considering both the features of the query and key nodes. The key difference lies with PNA using a *static* (Brody et al., 2021) or linear message function m which translates to

$$m(\mathbf{h}_v, \mathbf{h}_u) = \mathbf{W}_K \mathbf{h}_v + \mathbf{W}_Q \mathbf{h}_u = \mathbf{W}_K \mathbf{h}_v + \mathbf{b}_u. \quad (19)$$

As a result, the influence of the query node on the aggregated neighborhood features is limited. For instance, when using mean, max, or min aggregators, the influence of the query node u is restricted to the bias term \mathbf{b}_u . Moreover, with normalized moment aggregators, the bias term is effectively canceled out during the normalization process, further reducing the influence of the query node. Hence, PNA does not fully leverage its *anisotropic* nature, limiting its expressivity. In contrast, the *dynamic* nature of SIR-GCN allows for the non-linear embedding of the features of the query node \mathbf{h}_u within the aggregated neighborhood features, thereby fully leveraging its *anisotropic* nature.

4.5 1-WL TEST

Additionally, in terms of graph isomorphism representational capability, SIR-GCN is comparable to a modified 1-WL test. Suppose $w_u^{(l)}$ is the WL node label of node u at the l th WL-test iteration. The modified update equation is given by

$$w_u^{(l)} \leftarrow \text{hash} \left(\left\{ \left[w_v^{(l-1)}, w_u^{(l-1)} \right] : v \in \mathcal{N}(u) \right\} \right), \quad (20)$$

where the modification lies in concatenating the label of the center node with every element of the *multiset* before hashing. This modification, while negligible when \mathcal{H} is countable, becomes significant when \mathcal{H} is uncountable as noted in the previous section. Thus, SIR-GCN inherits the theoretical capabilities (and limitations) of the 1-WL test.

4.6 SIR-GCN

Overall, SIR-GCN offers flexibility in two key dimensions of GNNs: aggregation strategy and message transformation. Consequently, it generalizes four prominent GNNs in literature—GCN, GraphSAGE, GAT, and GIN—ensuring that it is at least as expressive as these models. Notably, SIR-GCN sets itself apart from other GNNs as the first MPNN instance to incorporate both *anisotropic* and *dynamic* (i.e., contextualized) messages within the MPNN framework, making it well-suited for heterophilous tasks (Bronstein et al., 2021) while remaining adaptable to homophilous tasks.

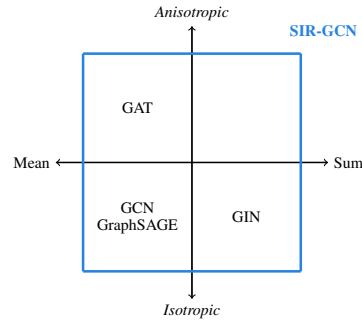


Figure 3: SIR-GCN encompasses GCN, GraphSAGE, GAT, and GIN.

In addition, SIR-GCN distinguishes itself from PNA by employing only a single aggregator that theoretically holds for graphs of arbitrary sizes, thus reducing computational complexity. Nevertheless, its expressivity is maintained through contextualized messages, allowing it to inherit the representational capability of the 1-WL test.

5 EXPERIMENTS

Experiments on synthetic and benchmark datasets in node and graph property prediction tasks are conducted to highlight the expressivity of SIR-GCN. To ensure fair evaluation, models not employing complex architectural design or manually crafted features using domain knowledge are used as primary comparisons.

5.1 SYNTHETIC DATASETS

DictionaryLookup DictionaryLookup (Brody et al., 2021) consists of bipartite graphs with $2n$ nodes— n *key* nodes each with an attribute and value and n *query* nodes each with an attribute. The task is to predict the value of *query* nodes by matching their attribute with the *key* nodes.

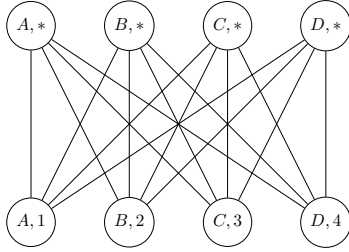


Figure 4: DictionaryLookup.

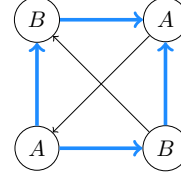


Figure 5: GraphHeterophily.

Table 1: Test accuracy on DictionaryLookup.

Model	$n = 10$	$n = 20$	$n = 30$	$n = 40$	$n = 50$
GCN	0.10 ± 0.00	0.05 ± 0.00	0.03 ± 0.00	0.03 ± 0.00	0.02 ± 0.00
GraphSAGE	0.10 ± 0.00	0.05 ± 0.00	0.03 ± 0.00	0.02 ± 0.00	0.02 ± 0.00
GATv2	0.99 ± 0.03	0.88 ± 0.18	0.74 ± 0.28	0.56 ± 0.37	0.60 ± 0.40
GIN	0.78 ± 0.07	0.29 ± 0.03	0.12 ± 0.03	0.03 ± 0.00	0.02 ± 0.01
PNA	1.00 ± 0.00	0.97 ± 0.02	0.86 ± 0.09	0.66 ± 0.09	0.50 ± 0.05
SIR-GCN	1.00 ± 0.00	1.00 ± 0.00	1.00 ± 0.00	1.00 ± 0.00	1.00 ± 0.00

Table 1 presents the mean and standard deviation of the test accuracy for SIR-GCN, GCN, GraphSAGE, GATv2, GIN, and PNA across different values of n . SIR-GCN and GATv2 achieve perfect accuracy attributed to their *anisotropic* and *dynamic* nature. However, it is observed that GATv2 suffers from performance degradation in some trials. Meanwhile, the other models fail to predict the value of *query* nodes even for the training graphs due to their *isotropic* and/or *static* nature. The results underscore the utility of a *dynamic* attentional or relational mechanism in capturing the relationship between the *query* and *key* nodes.

GraphHeterophily GraphHeterophily is an original synthetic dataset. It consists of random directed graphs with each node assigned one of c classes. The task is to count the number of directed edges connecting two nodes with distinct class labels within each graph.

Table 2 presents the mean and standard deviation of the test mean squared error (MSE) for SIR-GCN, GCN, GraphSAGE, GATv2, GIN, and PNA across different values of c . SIR-GCN achieves an MSE loss of nearly zero attributed to its *anisotropic* and *dynamic* nature and sum aggregation. In contrast, GCN, GraphSAGE, and GATv2 obtained large MSE losses due to their mean or max aggregation which fails to preserve the graph structure as noted by Xu et al. (2018a). Meanwhile, GIN and PNA successfully retain the graph structure but fail to learn the relationship between the labels of the query node and key nodes due to their *static* nature. The results illustrate the utility of *anisotropic* and *dynamic* models using sum aggregation even with countable node features.

Table 2: Test mean squared error on GraphHeterophily.

Model	$c = 2$	$c = 4$	$c = 6$	$c = 8$	$c = 10$
GCN	22749 \pm 1242	50807 \pm 2828	62633 \pm 3491	68965 \pm 3784	72986 \pm 4025
GraphSAGE	22962 \pm 1215	36854 \pm 2330	30552 \pm 1574	21886 \pm 1896	16529 \pm 1589
GATv2	22329 \pm 1307	44972 \pm 2834	49940 \pm 2942	50063 \pm 3407	49661 \pm 3488
GIN	39.620 \pm 2.060	37.193 \pm 1.382	34.649 \pm 1.502	32.424 \pm 1.841	30.091 \pm 1.429
PNA	172.15 \pm 97.82	224.83 \pm 85.80	249.99 \pm 108.56	251.49 \pm 98.84	195.72 \pm 36.65
SIR-GCN	0.001 \pm 0.000	0.004 \pm 0.005	1.495 \pm 4.428	0.038 \pm 0.068	0.089 \pm 0.134

5.2 BENCHMARK DATASETS

Benchmarking GNNs Benchmarking GNNs (Dwivedi et al., 2023) is a collection of benchmark datasets consisting of diverse mathematical and real-world graphs across various GNN tasks. In particular, the WikiCS, PATTERN, and CLUSTER datasets fall under node property prediction tasks while the MNIST, CIFAR10, and ZINC datasets fall under graph property prediction tasks. Furthermore, the WikiCS, MNIST, and CIFAR10 datasets have uncountable node features while the remaining datasets have countable node features. The performance metric for ZINC is the mean absolute error (MAE) while the performance metric of the remaining datasets is accuracy. Dwivedi et al. (2023) provides more information regarding the individual datasets.

Table 3: Test performance on Benchmarking GNNs.

Model	WikiCS (\uparrow)	PATTERN (\uparrow)	CLUSTER (\uparrow)	MNIST (\uparrow)	CIFAR10 (\uparrow)	ZINC (\downarrow)
MLP	59.45 \pm 2.33	50.52 \pm 0.00	20.97 \pm 0.00	95.34 \pm 0.14	56.34 \pm 0.18	0.706 \pm 0.006
GCN	77.47 \pm 0.85	85.50 \pm 0.05	47.83 \pm 1.51	90.12 \pm 0.15	54.14 \pm 0.39	0.416 \pm 0.006
GraphSAGE	74.77 \pm 0.95	50.52 \pm 0.00	50.45 \pm 0.15	97.31 \pm 0.10	65.77 \pm 0.31	0.468 \pm 0.003
GAT	76.91 \pm 0.82	75.82 \pm 1.82	57.73 \pm 0.32	95.54 \pm 0.21	64.22 \pm 0.46	0.475 \pm 0.007
GIN	75.86 \pm 0.58	85.59 \pm 0.01	58.38 \pm 0.24	96.49 \pm 0.25	55.26 \pm 1.53	0.387 \pm 0.015
GatedGCN	-	84.48 \pm 0.12	60.40 \pm 0.42	97.34 \pm 0.14	67.31 \pm 0.31	0.435 \pm 0.011
PNA	-	-	-	97.19 \pm 0.08	70.21 \pm 0.15	0.320 \pm 0.032
EGC-M	-	-	-	-	71.03 \pm 0.42	0.281 \pm 0.007
SIR-GCN	78.06 \pm 0.66	85.75 \pm 0.03	63.35 \pm 0.19	97.90 \pm 0.08	71.98 \pm 0.40	0.278 \pm 0.024

Table 3 presents the mean and standard deviation of the test performance for SIR-GCN and comparable GNN models across the six benchmarks where the experimental set-up follows that of Dwivedi et al. (2023) to ensure fair evaluation. The results show that SIR-GCN consistently outperforms popular GNNs in literature. Notably, SIR-GCN also outperforms both PNA (Corso et al., 2020) and efficient graph convolution (EGC-M) (Tailor et al., 2021) which use multiple aggregators. This highlights the significance of contextualized messages in enhancing the expressivity of GNNs, complementing the discussion in the previous section.

ogbn-arxiv ogbn-arxiv (Hu et al., 2020) is a benchmark dataset representing the citation network between all Computer Science (CS) arXiv papers indexed by Microsoft academic graph (Wang et al., 2020). Each node represents an arXiv paper and a directed edge represents a citation. The task is to classify each paper, based on its title and abstract, into the 40 subject areas of arXiv CS papers.

Table 4: Test accuracy on ogbn-arxiv.

Model	GIANT-XRT (Chien et al., 2021)	BoT (Wang et al., 2021)	C&S (Huang et al., 2020)	Others	Accuracy	Parameters
GATv2	✓				0.7415 \pm 0.0005	207,520
GraphSAGE	✓				0.7435 \pm 0.0014	546,344
SIR-GCN	✓				0.7525 \pm 0.0009	667,176
	✓	✓	✓		0.7574 \pm 0.0020	697,896
LGGNN	✓	✓	✓		0.7570 \pm 0.0018	1,161,640
RevGAT	✓			KD, DCN	0.7636 \pm 0.0013	1,304,912
AGDN	✓	✓		self-KD	0.7637 \pm 0.0011	1,309,760

Table 4 presents the mean and standard deviation of the test accuracy for SIR-GCN and other models in literature. The tricks used and the number of parameters are also presented for completeness. The results show that SIR-GCN, utilizing only a single GNN layer, outperforms comparable models in predicting the subject area of the papers. As expected, however, SIR-GCN fails to compete with complex frameworks utilizing more tricks such as the reversible GAT (RevGAT) (Li et al., 2021) and the adaptive graph diffusion network (AGDN) (Sun et al., 2020), both of which build upon GAT by employing grouped reversible residual connections and adaptive graph diffusion, respectively. Nevertheless, SIR-GCN achieves performance close to that of the complex GNN frameworks mentioned, showcasing an effective balance between complexity and expressivity.

ogbg-molhiv ogbg-molhiv (Hu et al., 2020) is another benchmark dataset where each graph represents a molecule with nodes representing atoms and edges representing chemical bonds. Node features contain information regarding the atom while edge features contain information regarding the chemical bond. The task is to predict whether or not the molecules inhibit HIV replication.

Table 5: Test ROC-AUC on ogbg-molhiv.

Model	GraphNorm (Cai et al., 2021)	VirtualNode (Gilmer et al., 2017)	Others	ROC-AUC	Parameters
GIN		✓	FLAG	0.7748 ± 0.0096	3,336,306
GIN	✓			0.7773 ± 0.0129	1,518,901
EGC-M				0.7818 ± 0.0153	317,265
GCN	✓			0.7883 ± 0.0100	526,201
PNA				0.7905 ± 0.0132	326,081
SIR-GCN	✓			0.7721 ± 0.0110	327,901
				0.7981 ± 0.0062	328,201
GSN				0.7799 ± 0.0100	3,338,701
GSAT				0.8067 ± 0.0950	249,602
CIN				0.8094 ± 0.0057	239,745

Table 5 presents the mean and standard deviation of the test area under the receiver operating characteristic curve (ROC-AUC) for SIR-GCN and other models in literature. The tricks used and the number of parameters are also presented for completeness. The results show that with only a single GNN layer, SIR-GCN outperforms comparable models in predicting molecules inhibiting HIV replication, highlighting its expressivity. Given the simplicity of SIR-GCN, it is expected to exhibit lower performance compared to complex models such as the graph stochastic attention (GSAT) (Miao et al., 2022), which builds upon PNA by leveraging the information bottleneck principle, and the cell isomorphism network (CIN) (Bodnar et al., 2021), which is a hierarchical message-passing framework utilizing the topological features of graphs. Despite its simple design, the expressivity of SIR-GCN is evident in its close performance to that of complex GNN frameworks.

6 CONCLUSION

In summary, the paper provides a novel perspective for creating a powerful GNN across all levels when the space of node features is uncountable. The central idea is to use *pseudometric* distances to create *soft-injective* functions such that distinct inputs may produce *similar* outputs if and only if the distance between inputs is sufficiently small on some representation. From the results, the SIR-GCN is proposed as the first MPNN instance to emphasize contextualized message transformation, setting it apart from other GNNs. Furthermore, the model is shown to generalize classical GNN methodologies. Despite its simple design, empirical results underscore SIR-GCN as the best-performing MPNN instance that effectively balances model complexity and expressivity. The paper thus contributes to GNN literature by theoretically and empirically demonstrating the necessity of both *anisotropic* and *dynamic* messages to enhance GNN expressivity. Future works may consider incorporating SIR-GCN into complex frameworks, such as grouped reversible residual connections (Li et al., 2021), adaptive graph diffusion (Sun et al., 2020), graph stochastic attention (Miao et al., 2022), and hierarchical message-passing (Bodnar et al., 2021), to address the limitations inherent in the MPNN framework and to develop more expressive GNN architectures.

ACKNOWLEDGMENTS

The work is supported by the Japan Society for the Promotion of Science through the Grants-in-Aid for Scientific Research Program (KAKENHI 18K19821 and 22K19833) and by Kyoto University and Toyota Motor Corporation through the joint project Advanced Mathematical Science for Mobility Society.

REFERENCES

- Waiss Azizian and Marc Lelarge. Expressive power of invariant and equivariant graph neural networks. *arXiv preprint arXiv:2006.15646*, 2020.
- Christian Berg, Jens Peter Reus Christensen, and Paul Ressel. *Harmonic analysis on semigroups: Theory of positive definite and related functions*, volume 100. Springer, 1984.
- Cristian Bodnar, Fabrizio Frasca, Nina Otter, Yuguang Wang, Pietro Lio, Guido F Montufar, and Michael Bronstein. Weisfeiler and Lehman go cellular: CW networks. *Advances in Neural Information Processing Systems*, 34:2625–2640, 2021.
- Jan Böker, Ron Levie, Ningyuan Huang, Soledad Villar, and Christopher Morris. Fine-grained expressivity of graph neural networks. *Advances in Neural Information Processing Systems*, 36, 2024.
- Giorgos Bouritsas, Fabrizio Frasca, Stefanos Zafeiriou, and Michael M Bronstein. Improving graph neural network expressivity via subgraph isomorphism counting. *IEEE Transactions on Pattern Analysis and Machine Intelligence*, 45(1):657–668, 2022.
- Shaked Brody, Uri Alon, and Eran Yahav. How attentive are graph attention networks? *arXiv preprint arXiv:2105.14491*, 2021.
- Michael M Bronstein, Joan Bruna, Taco Cohen, and Petar Veličković. Geometric deep learning: Grids, groups, graphs, geodesics, and gauges. *arXiv preprint arXiv:2104.13478*, 2021.
- Tianle Cai, Shengjie Luo, Keyulu Xu, Di He, Tie-yan Liu, and Liwei Wang. Graphnorm: A principled approach to accelerating graph neural network training. In *International Conference on Machine Learning*, pp. 1204–1215. PMLR, 2021.
- Eli Chien, Wei-Cheng Chang, Cho-Jui Hsieh, Hsiang-Fu Yu, Jiong Zhang, Olgica Milenkovic, and Inderjit S Dhillon. Node feature extraction by self-supervised multi-scale neighborhood prediction. *arXiv preprint arXiv:2111.00064*, 2021.
- Gabriele Corso, Luca Cavalleri, Dominique Beaini, Pietro Liò, and Petar Veličković. Principal neighbourhood aggregation for graph nets. *Advances in Neural Information Processing Systems*, 33:13260–13271, 2020.
- Vijay Prakash Dwivedi, Chaitanya K Joshi, Anh Tuan Luu, Thomas Laurent, Yoshua Bengio, and Xavier Bresson. Benchmarking graph neural networks. *Journal of Machine Learning Research*, 24 (43):1–48, 2023.
- Vikas Garg, Stefanie Jegelka, and Tommi Jaakkola. Generalization and representational limits of graph neural networks. In *International Conference on Machine Learning*, pp. 3419–3430. PMLR, 2020.
- Justin Gilmer, Samuel S Schoenholz, Patrick F Riley, Oriol Vinyals, and George E Dahl. Neural message passing for quantum chemistry. In *International Conference on Machine Learning*, pp. 1263–1272. PMLR, 2017.
- Will Hamilton, Zhitao Ying, and Jure Leskovec. Inductive representation learning on large graphs. *Advances in Neural Information Processing Systems*, 30, 2017.
- Kurt Hornik, Maxwell Stinchcombe, and Halbert White. Multilayer feedforward networks are universal approximators. *Neural Networks*, 2(5):359–366, 1989.

-
- Yi-Ling Hsu, Yu-Che Tsai, and Cheng-Te Li. FinGAT: Financial graph attention networks for recommending top-k profitable stocks. *IEEE Transactions on Knowledge and Data Engineering*, 35(1):469–481, 2021.
- Weihua Hu, Bowen Liu, Joseph Gomes, Marinka Zitnik, Percy Liang, Vijay Pande, and Jure Leskovec. Strategies for pre-training graph neural networks. *arXiv preprint arXiv:1905.12265*, 2019.
- Weihua Hu, Matthias Fey, Marinka Zitnik, Yuxiao Dong, Hongyu Ren, Bowen Liu, Michele Catasta, and Jure Leskovec. Open graph benchmark: Datasets for machine learning on graphs. *Advances in Neural Information Processing Systems*, 33:22118–22133, 2020.
- Qian Huang, Horace He, Abhay Singh, Ser-Nam Lim, and Austin R Benson. Combining label propagation and simple models out-performs graph neural networks. *arXiv preprint arXiv:2010.13993*, 2020.
- Katsuhiko Ishiguro, Shin-ichi Maeda, and Masanori Koyama. Graph warp module: An auxiliary module for boosting the power of graph neural networks in molecular graph analysis. *arXiv preprint arXiv:1902.01020*, 2019.
- Nan Jiang, Wen Jie, Jin Li, Ximeng Liu, and Di Jin. GATrust: A multi-aspect graph attention network model for trust assessment in OSNs. *IEEE Transactions on Knowledge and Data Engineering*, 2022.
- Sarang Joshi, Raj Varma Kommaraji, Jeff M Phillips, and Suresh Venkatasubramanian. Comparing distributions and shapes using the kernel distance. In *Proceedings of the Twenty-Seventh Annual Symposium on Computational Geometry*, pp. 47–56, 2011.
- Byung-Hoon Kim and Jong Chul Ye. Understanding graph isomorphism network for rs-fMRI functional connectivity analysis. *Frontiers in Neuroscience*, 14:630, 2020.
- Thomas N Kipf and Max Welling. Semi-supervised classification with graph convolutional networks. *arXiv preprint arXiv:1609.02907*, 2016.
- Guohao Li, Matthias Müller, Bernard Ghanem, and Vladlen Koltun. Training graph neural networks with 1000 layers. In *International Conference on Machine Learning*, pp. 6437–6449. PMLR, 2021.
- Yujia Li, Daniel Tarlow, Marc Brockschmidt, and Richard Zemel. Gated graph sequence neural networks. *arXiv preprint arXiv:1511.05493*, 2015.
- Jielun Liu, Ghim Ping Ong, and Xiqun Chen. GraphSAGE-based traffic speed forecasting for segment network with sparse data. *IEEE Transactions on Intelligent Transportation Systems*, 23(3):1755–1766, 2020.
- Ilya Loshchilov and Frank Hutter. Decoupled weight decay regularization. *arXiv preprint arXiv:1711.05101*, 2017.
- Siqi Miao, Mia Liu, and Pan Li. Interpretable and generalizable graph learning via stochastic attention mechanism. In *International Conference on Machine Learning*, pp. 15524–15543. PMLR, 2022.
- Ryan Murphy, Balasubramaniam Srinivasan, Vinayak Rao, and Bruno Ribeiro. Relational pooling for graph representations. In *International Conference on Machine Learning*, pp. 4663–4673. PMLR, 2019.
- Adam Paszke, Sam Gross, Francisco Massa, Adam Lerer, James Bradbury, Gregory Chanan, Trevor Killeen, Zeming Lin, Natalia Gimelshein, Luca Antiga, et al. Pytorch: An imperative style, high-performance deep learning library. *Advances in Neural Information Processing Systems*, 32, 2019.
- Ryoma Sato, Makoto Yamada, and Hisashi Kashima. Random features strengthen graph neural networks. In *Proceedings of the 2021 SIAM International Conference on Data Mining (SDM)*, pp. 333–341. SIAM, 2021.
- Isaac J Schoenberg. Metric spaces and positive definite functions. *Transactions of the American Mathematical Society*, 44(3):522–536, 1938.

-
- Bernhard Schölkopf. The kernel trick for distances. *Advances in Neural Information Processing Systems*, 13, 2000.
- Bharath K Sriperumbudur, Arthur Gretton, Kenji Fukumizu, Bernhard Schölkopf, and Gert RG Lanckriet. Hilbert space embeddings and metrics on probability measures. *The Journal of Machine Learning Research*, 11:1517–1561, 2010.
- Chuxiong Sun, Jie Hu, Hongming Gu, Jinpeng Chen, and Mingchuan Yang. Adaptive graph diffusion networks. *arXiv preprint arXiv:2012.15024*, 2020.
- Shyam A Tailor, Felix L Opolka, Pietro Lio, and Nicholas D Lane. Do we need anisotropic graph neural networks? *arXiv preprint arXiv:2104.01481*, 2021.
- Petar Veličković, Guillem Cucurull, Arantxa Casanova, Adriana Romero, Pietro Lio, and Yoshua Bengio. Graph attention networks. *arXiv preprint arXiv:1710.10903*, 2017.
- Petar Veličković, Rex Ying, Matilde Padovano, Raia Hadsell, and Charles Blundell. Neural execution of graph algorithms. *arXiv preprint arXiv:1910.10593*, 2019.
- Kuansan Wang, Zhihong Shen, Chiyuan Huang, Chieh-Han Wu, Yuxiao Dong, and Anshul Kanakia. Microsoft Academic Graph: When experts are not enough. *Quantitative Science Studies*, 1(1): 396–413, 02 2020. ISSN 2641-3337.
- Minjie Wang, Da Zheng, Zihao Ye, Quan Gan, Mufei Li, Xiang Song, Jinjing Zhou, Chao Ma, Lingfan Yu, Yu Gai, et al. Deep graph library: A graph-centric, highly-performant package for graph neural networks. *arXiv preprint arXiv:1909.01315*, 2019a.
- Xiao Wang, Houye Ji, Chuan Shi, Bai Wang, Yanfang Ye, Peng Cui, and Philip S Yu. Heterogeneous graph attention network. In *The World Wide Web Conference*, pp. 2022–2032, 2019b.
- Yangkun Wang, Jiarui Jin, Weinan Zhang, Yong Yu, Zheng Zhang, and David Wipf. Bag of tricks for node classification with graph neural networks. *arXiv preprint arXiv:2103.13355*, 2021.
- Boris Weisfeiler and Andrei Leman. The reduction of a graph to canonical form and the algebra which appears therein. *nti, Series*, 2(9):12–16, 1968.
- Keyulu Xu, Weihua Hu, Jure Leskovec, and Stefanie Jegelka. How powerful are graph neural networks? *arXiv preprint arXiv:1810.00826*, 2018a.
- Keyulu Xu, Chengtao Li, Yonglong Tian, Tomohiro Sonobe, Ken-ichi Kawarabayashi, and Stefanie Jegelka. Representation learning on graphs with jumping knowledge networks. In *International Conference on Machine Learning*, pp. 5453–5462. PMLR, 2018b.
- Chengxuan Ying, Tianle Cai, Shengjie Luo, Shuxin Zheng, Guolin Ke, Di He, Yanming Shen, and Tie-Yan Liu. Do transformers really perform badly for graph representation? *Advances in Neural Information Processing Systems*, 34:28877–28888, 2021.
- Zhitao Ying, Jiaxuan You, Christopher Morris, Xiang Ren, Will Hamilton, and Jure Leskovec. Hierarchical graph representation learning with differentiable pooling. *Advances in Neural Information Processing Systems*, 31, 2018.

A PROOFS

Definition 2 (Conditionally positive definite kernel (Schölkopf, 2000)). *Let \mathcal{H} be a non-empty set. A symmetric function $\tilde{k} : \mathcal{H} \times \mathcal{H} \rightarrow \mathbb{R}$ is a conditionally positive definite kernel on \mathcal{H} if for all $N \in \mathbb{N}$ and $\mathbf{h}^{(1)}, \mathbf{h}^{(2)}, \dots, \mathbf{h}^{(N)} \in \mathcal{H}$,*

$$\sum_{i=1}^N \sum_{j=1}^N c_i c_j \tilde{k}(\mathbf{h}^{(i)}, \mathbf{h}^{(j)}) \geq 0, \quad (21)$$

with $c_1, c_2, \dots, c_N \in \mathbb{R}$ and $\sum_{i=1}^N c_i = 0$.

Theorem 2 (Hilbert space representation of conditionally positive definite kernels (Berg et al., 1984; Schoenberg, 1938; Schölkopf, 2000)). *Let \mathcal{H} be a non-empty set and $\tilde{k} : \mathcal{H} \times \mathcal{H} \rightarrow \mathbb{R}$ a conditionally positive definite kernel on \mathcal{H} satisfying $\tilde{k}(\mathbf{h}, \mathbf{h}) = 0$ for all $\mathbf{h} \in \mathcal{H}$. There exists a Hilbert space \mathcal{S} of real-valued functions on \mathcal{H} and a feature map $g : \mathcal{H} \rightarrow \mathcal{S}$ such that for every $\mathbf{h}^{(1)}, \mathbf{h}^{(2)} \in \mathcal{H}$,*

$$\|g(\mathbf{h}^{(1)}) - g(\mathbf{h}^{(2)})\|^2 = -\tilde{k}(\mathbf{h}^{(1)}, \mathbf{h}^{(2)}). \quad (22)$$

Proof. See Schölkopf (2000). \square

Theorem 1. *Let \mathcal{H} be a non-empty set with a pseudometric $d : \mathcal{H} \times \mathcal{H} \rightarrow \mathbb{R}_{\geq 0}$ satisfying Assumption 1. There exists a feature map $g : \mathcal{H} \rightarrow \mathcal{S}$ such that for every $\mathbf{h}^{(1)}, \mathbf{h}^{(2)} \in \mathcal{H}$ and $\varepsilon_1 > \varepsilon_2 > 0$,*

$$\varepsilon_2 < \|g(\mathbf{h}^{(1)}) - g(\mathbf{h}^{(2)})\| < \varepsilon_1 \iff \varepsilon_2 < d(\mathbf{h}^{(1)}, \mathbf{h}^{(2)}) < \varepsilon_1. \quad (4)$$

Proof. Let $d : \mathcal{H} \times \mathcal{H} \rightarrow \mathbb{R}_{\geq 0}$ be a pseudometric. From Assumption 1 and Theorem 2, there exists a feature map $g : \mathcal{H} \rightarrow \mathcal{S}$ such that for every $\mathbf{h}^{(1)}, \mathbf{h}^{(2)} \in \mathcal{H}$,

$$\|g(\mathbf{h}^{(1)}) - g(\mathbf{h}^{(2)})\| = d(\mathbf{h}^{(1)}, \mathbf{h}^{(2)}). \quad (23)$$

Hence, for every $\varepsilon_1 > \varepsilon_2 > 0$,

$$\varepsilon_2 < \|g(\mathbf{h}^{(1)}) - g(\mathbf{h}^{(2)})\| < \varepsilon_1 \iff \varepsilon_2 < d(\mathbf{h}^{(1)}, \mathbf{h}^{(2)}) < \varepsilon_1. \quad (24)$$

\square

Theorem 3. *Suppose $\mathbf{h}^{(0)}, \mathbf{h}^{(1)}, \mathbf{h}^{(2)} \in \mathcal{H}$ and $\tilde{k} : \mathcal{H} \times \mathcal{H} \rightarrow \mathbb{R}$ is a symmetric function. Then*

$$k(\mathbf{h}^{(1)}, \mathbf{h}^{(2)}) = \frac{1}{2} \left[\tilde{k}(\mathbf{h}^{(1)}, \mathbf{h}^{(2)}) - \tilde{k}(\mathbf{h}^{(1)}, \mathbf{h}^{(0)}) - \tilde{k}(\mathbf{h}^{(0)}, \mathbf{h}^{(2)}) + \tilde{k}(\mathbf{h}^{(0)}, \mathbf{h}^{(0)}) \right] \quad (25)$$

is positive definite if and only if \tilde{k} is conditionally positive definite.

Proof. See Schölkopf (2000). \square

Corollary 1. *Let \mathcal{H} be a non-empty set with a pseudometric D on bounded, equinumerous multisets of \mathcal{H} defined as*

$$D^2(\mathbf{H}^{(1)}, \mathbf{H}^{(2)}) = \sum_{\substack{\mathbf{h} \in \mathbf{H}^{(1)} \\ \mathbf{h}' \in \mathbf{H}^{(2)}}} d^2(\mathbf{h}, \mathbf{h}') - \frac{1}{2} \sum_{\substack{\mathbf{h} \in \mathbf{H}^{(1)} \\ \mathbf{h}' \in \mathbf{H}^{(1)}}} d^2(\mathbf{h}, \mathbf{h}') - \frac{1}{2} \sum_{\substack{\mathbf{h} \in \mathbf{H}^{(2)} \\ \mathbf{h}' \in \mathbf{H}^{(2)}}} d^2(\mathbf{h}, \mathbf{h}') \quad (5)$$

for some pseudometric $d : \mathcal{H} \times \mathcal{H} \rightarrow \mathbb{R}_{\geq 0}$ satisfying Assumption 1 and bounded, equinumerous multisets $\mathbf{H}^{(1)}, \mathbf{H}^{(2)}$. There exists a feature map $g : \mathcal{H} \rightarrow \mathcal{S}$ such that for every $\mathbf{H}^{(1)}, \mathbf{H}^{(2)}$ and $\varepsilon_1 > \varepsilon_2 > 0$,

$$\varepsilon_2 < \|G(\mathbf{H}^{(1)}) - G(\mathbf{H}^{(2)})\| < \varepsilon_1 \iff \varepsilon_2 < D(\mathbf{H}^{(1)}, \mathbf{H}^{(2)}) < \varepsilon_1, \quad (6)$$

where

$$G(\mathbf{H}) = \sum_{\mathbf{h} \in \mathbf{H}} g(\mathbf{h}). \quad (7)$$

Proof. Let D be a pseudometric on bounded, equinumerous multisets of \mathcal{H} defined as

$$D^2(\mathbf{H}^{(1)}, \mathbf{H}^{(2)}) = \sum_{\substack{\mathbf{h} \in \mathbf{H}^{(1)} \\ \mathbf{h}' \in \mathbf{H}^{(2)}}} d^2(\mathbf{h}, \mathbf{h}') - \frac{1}{2} \sum_{\substack{\mathbf{h} \in \mathbf{H}^{(1)} \\ \mathbf{h}' \in \mathbf{H}^{(1)}}} d^2(\mathbf{h}, \mathbf{h}') - \frac{1}{2} \sum_{\substack{\mathbf{h} \in \mathbf{H}^{(2)} \\ \mathbf{h}' \in \mathbf{H}^{(2)}}} d^2(\mathbf{h}, \mathbf{h}') \quad (26)$$

for some pseudometric $d : \mathcal{H} \times \mathcal{H} \rightarrow \mathbb{R}_{\geq 0}$ and bounded, equinumerous multisets $\mathbf{H}^{(1)}, \mathbf{H}^{(2)}$. From Assumption 1 and Theorem 3, the pseudometric d has a corresponding positive definite

kernel $k : \mathcal{H} \times \mathcal{H} \rightarrow \mathbb{R}$. A simple algebraic manipulation and using the fact that $\mathbf{H}^{(1)}, \mathbf{H}^{(2)}$ are equinumerous results in

$$D^2(\mathbf{H}^{(1)}, \mathbf{H}^{(2)}) = \sum_{\substack{\mathbf{h} \in \mathbf{H}^{(1)} \\ \mathbf{h}' \in \mathbf{H}^{(1)}}} k(\mathbf{h}, \mathbf{h}') + \sum_{\substack{\mathbf{h} \in \mathbf{H}^{(2)} \\ \mathbf{h}' \in \mathbf{H}^{(2)}}} k(\mathbf{h}, \mathbf{h}') - 2 \sum_{\substack{\mathbf{h} \in \mathbf{H}^{(1)} \\ \mathbf{h}' \in \mathbf{H}^{(2)}}} k(\mathbf{h}, \mathbf{h}'). \quad (27)$$

Note that D is indeed a *pseudometric* since k is positive definite as noted by Joshi et al. (2011).³ By the reproducing property of k and the linearity of the inner product, it may be shown that

$$\left\| G(\mathbf{H}^{(1)}) - G(\mathbf{H}^{(2)}) \right\| = D(\mathbf{H}^{(1)}, \mathbf{H}^{(2)}), \quad (28)$$

where

$$G(\mathbf{H}) = \sum_{\mathbf{h} \in \mathbf{H}} g(\mathbf{h}) \quad (29)$$

and g is the corresponding feature map of the kernel k . Hence, for every $\varepsilon_1 > \varepsilon_2 > 0$,

$$\varepsilon_2 < \left\| G(\mathbf{H}^{(1)}) - G(\mathbf{H}^{(2)}) \right\| < \varepsilon_1 \iff \varepsilon_2 < D(\mathbf{H}^{(1)}, \mathbf{H}^{(2)}) < \varepsilon_1. \quad (30)$$

□

B EXPERIMENTAL SET-UP

All experiments are conducted on a single NVIDIA[®] Quadro RTX 6000 (24GB) card using the Deep Graph Library (Wang et al., 2019a) with PyTorch (Paszke et al., 2019) backend. For synthetic datasets, the reported results are obtained from the models at the final epoch across 10 trials with varying seed values. For benchmark datasets, the reported results are obtained from the models with the best validation loss across the 10 trials. The hyperparameters are chosen based on previous results and heuristics without extensive tuning. The codes to reproduce the results may be found at <https://github.com/briangodwinlim/SIR-GCN>.

B.1 SYNTHETIC DATASETS

DictionaryLookup Adopting Brody et al. (2021), the training dataset consists of 4,000 bipartite graphs, each containing $2n$ nodes with randomly assigned attributes and values, while the test dataset comprises 1,000 bipartite graphs with the same configuration. All models utilize a single GNN layer with $4n$ hidden units. A two-layer MLP is also used for GIN and σ of SIR-GCN while PNA uses the sum, max, and std aggregators. Model training is performed with the AdamW (Loshchilov & Hutter, 2017) optimizer for over 500 epochs with a batch size of 256 and a learning rate of 0.001 that decays by a factor of 0.5 with patience of 10 epochs based on the training loss.

GraphHeterophily The training dataset consists of 4,000 directed graphs, each containing a maximum of 50 nodes with randomly assigned labels from one of c classes, while the test dataset comprises 1,000 directed graphs with the same configuration. All models utilize a single GNN layer with $10c$ hidden units and sum pooling as the graph readout function. A feed-forward neural network is also used for GIN while PNA uses the sum, max, and std aggregators. Model training is performed with the AdamW (Loshchilov & Hutter, 2017) optimizer for over 500 epochs with a batch size of 256 and a learning rate of 0.001 that decays by a factor of 0.5 with patience of 10 epochs based on the training loss.

B.2 BENCHMARK DATASETS

Benchmarking GNNs The datasets are obtained from `dgl` with data splits (training, validation, test) following Dwivedi et al. (2023). In line with Dwivedi et al. (2023), all models utilize 4 GNN layers with batch normalization and residual connections while constrained with a parameter budget of 100,000. Regularization with weights in $\{1 \times 10^{-7}, 1 \times 10^{-6}, 1 \times 10^{-5}\}$ and dropouts with

³If k is also *integrally strictly positive definite* (Sriperumbudur et al., 2010), then the hash function G becomes injective and D becomes a metric.

rates in $\{0.1, 0.2, 0.3\}$ are also used to prevent overfitting. The mean, symmetric mean, and max aggregators are used since the sum aggregator is observed to not generalize well to unseen graphs as noted by Veličković et al. (2019). Additionally, sum pooling is used as the graph readout function for ZINC while mean pooling is used for MNIST and CIFAR10. Model training is performed with the AdamW (Loshchilov & Hutter, 2017) optimizer for over a maximum of 500 epochs with a batch size of 128, whenever applicable, and a learning rate of 0.001 that decays by a factor of 0.5 with patience of 10 epochs based on the training loss. The reported results for other models in Table 3 are obtained from Dwivedi et al. (2023), Corso et al. (2020), and Tailor et al. (2021).

ogbn-arxiv The dataset is obtained from `ogb` with data splits (training, validation, test) following Hu et al. (2020). The models utilize a single GNN layer with 256 hidden units, batch normalization, and residual connections. Regularization with weight 1×10^{-6} and dropouts with rates in increments of 0.1 are also used to prevent overfitting. The symmetric mean aggregator is used along with existing tricks in literature. Model training is performed with the AdamW (Loshchilov & Hutter, 2017) optimizer for over 500 epochs and a learning rate of 0.01 that decays by a factor of 0.5 with patience of 50 epochs based on the training loss. The reported results for other models in Table 4 are obtained from the OGB leaderboard accessible at <https://ogb.stanford.edu>.

ogbg-molhiv The dataset is obtained from `ogb` with data splits (training, validation, test) following Hu et al. (2020). The models utilize a single GNN layer, modified to leverage edge features as described in Appendix D, with 300 hidden units, batch/graph normalization, and residual connections. Regularization with weight 1×10^{-7} and dropouts with rates in $\{0.1, 0.4\}$ are also used to prevent overfitting. The sum aggregator is used for SIR-GCN aggregation while mean pooling is used as the graph readout function. Model training is performed with the AdamW (Loshchilov & Hutter, 2017) optimizer for over 200 epochs with a batch size of 128 and a learning rate of 0.001 that decays by a factor of 0.5 with patience of 20 epochs based on the training loss. The reported results for other models in Table 5 are obtained from the OGB leaderboard accessible at <https://ogb.stanford.edu>.

C MODEL RUN TIME

As an additional evaluation, the run time per epoch for each model in the synthetic datasets is presented in Tables 6 and 7. The results, when considered alongside Tables 1 and 2, illustrate that SIR-GCN achieves a balance between computational complexity and model expressivity. Notably, SIR-GCN is computationally less expensive than PNA while delivering superior performance. These results further underscore the practicality of the proposed model.

Table 6: Run time per epoch on DictionaryLookup.

Model	$n = 10$	$n = 20$	$n = 30$	$n = 40$	$n = 50$
GCN	$0.3526s \pm 0.0778s$	$0.4734s \pm 0.0468s$	$0.4777s \pm 0.0854s$	$0.5619s \pm 0.0518s$	$0.5520s \pm 0.0679s$
GraphSAGE	$0.4565s \pm 0.0873s$	$0.5264s \pm 0.0317s$	$0.5716s \pm 0.1132s$	$0.7742s \pm 0.0597s$	$0.9193s \pm 0.0473s$
GATv2	$0.3950s \pm 0.1017s$	$0.5276s \pm 0.0556s$	$0.6191s \pm 0.0879s$	$0.7472s \pm 0.0346s$	$1.0065s \pm 0.0280s$
GIN	$0.3696s \pm 0.0899s$	$0.4610s \pm 0.0459s$	$0.4670s \pm 0.0781s$	$0.5947s \pm 0.0548s$	$0.5194s \pm 0.0993s$
PNA	$0.8854s \pm 0.0412s$	$1.1913s \pm 0.1024s$	$1.4526s \pm 0.0684s$	$1.8793s \pm 0.0528s$	$2.8387s \pm 0.0603s$
SIR-GCN	$0.4687s \pm 0.0777s$	$0.6066s \pm 0.0398s$	$0.8053s \pm 0.0485s$	$1.1496s \pm 0.0427s$	$1.7031s \pm 0.0458s$

Table 7: Run time per epoch on GraphHeterophily.

Model	$c = 2$	$c = 4$	$c = 6$	$c = 8$	$c = 10$
GCN	$0.4243s \pm 0.0520s$	$0.3852s \pm 0.0517s$	$0.3868s \pm 0.0743s$	$0.4166s \pm 0.0551s$	$0.4177s \pm 0.0494s$
GraphSAGE	$0.4691s \pm 0.0400s$	$0.4790s \pm 0.0440s$	$0.4399s \pm 0.0629s$	$0.4501s \pm 0.0603s$	$0.4964s \pm 0.0601s$
GATv2	$0.4710s \pm 0.0978s$	$0.4941s \pm 0.0567s$	$0.4718s \pm 0.0361s$	$0.5514s \pm 0.0608s$	$0.5437s \pm 0.0724s$
GIN	$0.4085s \pm 0.0741s$	$0.3875s \pm 0.0627s$	$0.3855s \pm 0.0645s$	$0.4298s \pm 0.0566s$	$0.4329s \pm 0.0534s$
PNA	$2.2963s \pm 0.0413s$	$2.4238s \pm 0.0611s$	$2.4577s \pm 0.0533s$	$2.4741s \pm 0.0665s$	$2.5623s \pm 0.0425s$
SIR-GCN	$0.5338s \pm 0.0353s$	$0.5264s \pm 0.0737s$	$0.5635s \pm 0.0695s$	$0.5764s \pm 0.0401s$	$0.6230s \pm 0.0388s$

D SIR-GCN EXTENSIONS

Denote $\mathbf{h}_{u,v}$ as the feature of the edge connecting node v to node u . Following the intuition presented in Eqns. 8 and 9, SIR-GCN with residual connection may be modified to leverage edge features to obtain

$$\mathbf{h}_u^* = \text{MLP}_{\text{Res}}(\mathbf{h}_u) + \sum_{v \in \mathcal{N}(u)} \mathbf{W}_R \sigma(\mathbf{W}_Q \mathbf{h}_u + \mathbf{W}_E \mathbf{h}_{u,v} + \mathbf{W}_K \mathbf{h}_v), \quad (31)$$

where $\mathbf{W}_E \in \mathbb{R}^{d_{\text{hidden}} \times d_{\text{in}}}$. Consequently, this also increases the computational complexity of the model to

$$\mathcal{O}(|\mathcal{E}| \times d_{\text{hidden}} \times d_{\text{in}} + |\mathcal{V}| \times d_{\text{out}} \times d_{\text{hidden}} + |\mathcal{V}| \times \text{MLP}_{\text{Res}}), \quad (32)$$

with MLP_{Res} denoting the computational complexity of MLP_{Res} , which is comparable to PNA. Similarly, this extension may be viewed as a generalization of GIN with edge features (Hu et al., 2019).

Furthermore, one may inject inductive bias into the *pseudometrics* which may correspond to specifying the architecture type for the corresponding message function g . For instance, if node features are known to have a sequential relationship (e.g., stock (Hsu et al., 2021) and fMRI (Kim & Ye, 2020) data), g may then be aptly modeled using recurrent or convolutional networks.