

# PhD: A ChatGPT-Prompted Visual hallucination Evaluation Dataset

Jiazhen Liu<sup>1\*</sup>, Yuhan Fu<sup>1,2</sup>, Ruobing Xie<sup>2</sup>, Runquan Xie<sup>2</sup>,  
Xingwu Sun<sup>2</sup>, Fengzong Lian<sup>2</sup>, Zhanhui Kang<sup>2</sup>, and Xirong Li<sup>1†</sup>

<sup>1</sup> Key Lab of DEKE, Renmin University of China

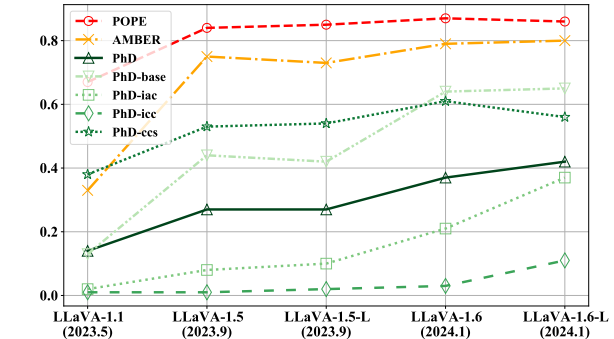
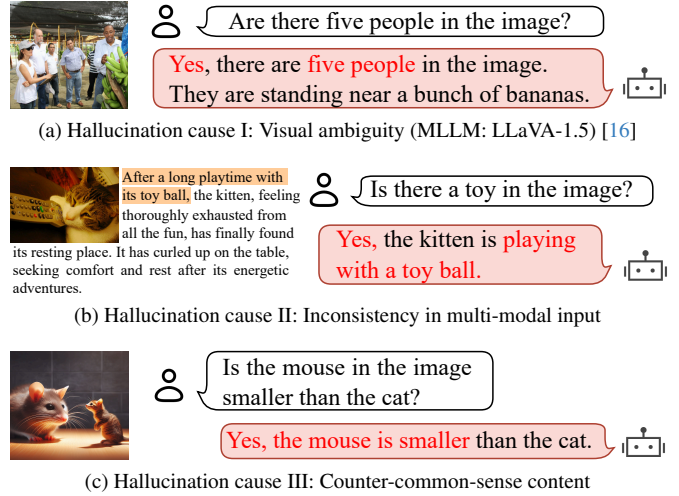
<sup>2</sup> Machine Learning Platform Department, Tencent

## Abstract

Multimodal Large Language Models (MLLMs) hallucinate, resulting in an emerging topic of visual hallucination evaluation (VHE). This paper contributes a ChatGPT-Prompted visual hallucination evaluation Dataset (PhD) for objective VHE at a large scale. The essence of VHE is to ask an MLLM questions about specific images to assess its susceptibility to hallucination. Depending on what to ask (objects, attributes, sentiment, etc.) and how the questions are asked, we structure PhD along two dimensions, i.e. task and mode. Five visual recognition tasks, ranging from low-level (object / attribute recognition) to middle-level (sentiment / position recognition and counting), are considered. Besides a normal visual QA mode, which we term PhD-base, PhD also asks questions with inaccurate context (PhD-iac) or with incorrect context (PhD-icc), or with AI-generated counter common sense images (PhD-ccs). We construct PhD by a ChatGPT-assisted semi-automated pipeline, encompassing four pivotal modules: task-specific hallucinatory item (hitem) selection, hitem-embedded question generation, inaccurate / incorrect context generation, and counter-common-sense (CCS) image generation. With over 14k daily images, 750 CCS images and 102k VQA triplets in total, PhD reveals considerable variability in MLLMs' performance across various modes and tasks, offering valuable insights into the nature of hallucination. As such, PhD stands as a potent tool not only for VHE but may also play a significant role in the refinement of MLLMs.

## 1. Introduction

Using a specific large language model (LLM) as its kernel, a multi-modal LLM (MLLM), exemplified by LLaVA [16], Qwen-VL [1] and MiniGPT-v2 [2] can now tackle a wide



(d) Performance curves of the LLaVA series on two public VHE datasets (POPE [13]) and AMBER [24]) and the proposed PhD dataset.

**Figure 1. Illustrations of three major causes of an MLLM's visual hallucination and its evaluation.** This paper contributes PhD, a large-scale binary VQA-based VHE benchmark. PhD is much larger and more challenging than its predecessors. More importantly, it has four modes that *explicitly* measure an MLLM's performance w.r.t. the three causes, i.e. PhD-base for cause I, PhD-iac and PhD-icc for cause II and PhD-ccs for cause III.

range of computer vision tasks in a unified visual-question-

\*Email: liujiazhen@ruc.edu.cn

†Corresponding author

answering (VQA) manner. As LLMs are known to hallucinate [12, 26, 30], it is not surprising that MLLMs have visual hallucination, generating fabricated interpretation of the given visual content, see Fig. 1. Considering the rapidly growing use of MLLMs in varied scenarios, a comprehensive visual hallucination evaluation (VHE) is crucial. This paper develops a new dataset for VHE.

VHE essentially involves posing a number of visual questions to an MLLM [6, 13]. A question of this kind shall include a hallucinatory item (**hitem**), in the form of a specific word or phrase, that induces the MLLM to generate a response discordant with the provided visual content. As the model typically has a strong visual recognition ability, *how to identify an appropriate hitem* and accordingly generate a proper question is nontrivial. Both the hitem and the question depend on the visual recognition task being considered. As shown in Tab. 1, **we target at objective VHE in the context of low-level (object / attribute) to middle-level (sentiment / position / counting) visual recognition tasks.** Such a target is chosen due to the following considerations. MLLMs generally work well for these tasks, so their erroneous responses can be largely attributed to their hallucinations instead of their incapability, *e.g.* asking a generic MLLM to read pathology images [9]. Meanwhile, a binary VQA based objective evaluation is more budget friendly and thus more suited for VHE at a large scale.

Vision tasks	Objective evaluation	Subjective evaluation
Low-/middle-level visual recognition	+ POPE [13]	+ FAITHSCORE [10] + HaELM [25] + M-HalDetect [7]
	+ AMBER [24]	
	+ CIEM [8]	
	+ NOPE [18]	
	+ PhD ( <i>this paper</i> )	
High-level visual reasoning	+ MMMU [28]	+ HallusionBench [6] + Bingo [3] + IllusionVQA [22]

Table 1. **Taxonomy of VHE benchmarks.** Our PhD benchmark performs an objective evaluation of MLLMs’ hallucinations when they address visual recognition tasks ranging from low-level, *i.e.* object / attribute recognition to middle-level, *i.e.* sentiment / positional recognition and counting.

Pioneered by POPE [13], good attempts exist in this line of research [8, 18, 24]. While these benchmarks are valuable for VHE, hitem selection is largely untouched. POPE selects its hitems fully based on label co-occurrence in training data, AMBER [24] relies on manual annotation, whilst hitem selection is not considered in NOPE [18] and CIEM [8], see Tab. 2. Hence, **there lacks an explicit link between hitem selection (and subsequent VQA triplets construction) and major causes of an MLLM’s visual hallucination.** As models rapidly evolve, the performance on these datasets quickly reaches saturation, see Fig. 1d.

Analyzing an MLLM’s typical dataflow of answering a visual question, we see three major causes of visual hallucination: I) visual ambiguity, II) inconsistency in multi-modal input and III) counter-common-sense (CCS) content, as illustrated in Fig. 1. Firstly, the MLLM extracts tokenized visual features from a given image using a ViT based encoder. As reported by recent studies [23, 29], the features tend to be high level, lacking sufficient details for fine-grained tasks such as *counting*. Secondly, the visual features, after vision-to-language adaptation, are mixed with the features of the associated textual prompt to form a multi-modal input to the LLM kernel. The LLM, pre-trained extensively on textual data, inevitably favors the textual part of the multi-modal input. Hence, when there is inconsistency between the visual and textual information, the former is more likely to be overruled. Lastly, at the decoding stage, the LLM might heavily rely on its internal (world) knowledge, ignoring the visual content especially when the content (showing *a mouse much larger than a cat*) contradicts the common sense. **Our new dataset is developed with a close link to the three causes.**

Dataset	Daily images	CCS images	Hitems	Contexts	VQA triplets	Tasks
POPE	500	✗	80	✗	3,000	Obj.
NOPE*	unknown	✗	unknown	✗	32,701	Obj.
CIEM*	4,929	✗	unknown	✗	72,941	Obj. / Attr. / Pos.
AMBER	1,004	✗	687	✗	14,216	Obj. / Attr. / Pos. / Count.
PhD	14,648	750	1,452	33,688	102,564	Obj. / Attr. / Pos. / Sent. / Count.

Table 2. **PhD versus its predecessors.** \* indicates private dataset.

The new dataset is constructed by adapting TDIUC, a popular multi-task VQA dataset [11], with a ChatGPT-assisted semi-automated pipeline, see Fig. 2. In particular, by prompting ChatGPT, we select diverse and visually challenging hitems in an *image-specific* and *task-specific* manner, with minimal human involvement primarily spent on verifying ChatGPT-generated results. The selected hitems are then automatically embedded into visual questions, inaccurate context, and incorrect context, all generated by instructing ChatGPT. Moreover, we expand the daily image set with counter common sense (CCS) images, obtained by prompting AIGC tools with ChatGPT-generated CCS descriptions, *e.g.* “*trees growing underwater*” and “*a car with square-shaped wheels*”. The dataset is dubbed as PhD (ChatGPT Prompted visual hallucination evaluation Dataset). Depending on what image (daily or CCS) is used and whether a specific context precedes a question, PhD supports four evaluation modes: PhD-base (questions about daily images w/o context), PhD-iac (PhD-base plus inaccurate context), PhD-icc (PhD-base plus incorrect context), and PhD-ccs (questions about CCS images). To sum up, our major contributions are as follows:

- We introduce PhD, a dataset with four evaluation modes

across five visual recognition tasks, developed with a close link to the three major causes of MLLM visual hallucination. Information on hallucinatory items (hitems) is provided per sample, enabling in-depth analytics to uncover the causes in more detail.

- We offer a ChatGPT-assisted semi-automatic pipeline for dataset construction, with minimal human involvement, primarily focused on verifying the generated results. With 14,648 daily images, 750 CCS images and 102,564 VQA triplets in total, *PhD* is the largest of its kind. *Dataset is provided in the supplement for peer review.*
- We conduct an extensive evaluation with 10 open-source MLLMs plus GPT-4o, showing the viability of *PhD* for VHE in varied manners including overall, mode-oriented, task-oriented, and model-wise zoom-in. The evaluation not only reveals inter-model performance divergence, but may also help developers of a specific MLLM to prioritize their efforts in refining the model.

## 2. Related Work

Due to the increasing importance of VHE, new benchmarks are being actively developed. Depending on what vision tasks they focus on and how their evaluation is executed, we categorize existing achievements along two dimensions, *i.e. task* and *evaluation*, see Tab. 1. Concerning the *task* dimension, low- and middle-level visual recognition tasks, ranging from object / attribute recognition to sentiment / positional recognition and counting, assess an MLLM’s basic visual skills. High-level visual reasoning is more knowledge-intensive, typically covering image-based math question solving, geography information understanding, meme interpretation, *etc.* [6]. As for the *evaluation* dimension, objective evaluation refers to objectively comparing the model’s output with ground truth, mostly in the form of Yes/No answers [8, 13, 24]. By contrast, subjective evaluation requires humans or LLMs to assess the model’s output [3, 6]. The proposed *PhD*, focusing on low-/middle-level visual recognition *and* objective evaluation, belongs to the second quadrant of the taxonomy. In what follows, we briefly review peer benchmarks, *i.e.* POPE [13], NOPE [18], CIEM [8] and AMBER [24], in this quadrant and clarify our novelty accordingly.

POPE is probably the first dataset to evaluate object hallucination [13]. Given a specific MS-COCO image with object labels [14], POPE selects an adversarial object frequently co-occurring with the current labels. A binary question is then formed by filling out a predefined template with the selected object. Such co-occurrence based hitem selection is not *image-specific* by definition. Trivial hitems might thus be picked up, *e.g.* “car” selected for an indoor image labeled with “person”, as the two objects often co-occur. Follow-ups such as NOPE [18] and CIEM [8] simply bypass hitem selection by asking an LLM to generate

questions conditioned on the image captions (also from MS-COCO) and pre-specified answers.

To select hitems in an image-specific manner, AMBER resorts to fully manual annotation [24]. Manual labeling is costly, while an annotator’s personal vocabulary is relatively limited. All this makes it difficult to scale up w.r.t. the amount of test images and the number of distinct hitems.

In comparison, the new dataset, constructed by a ChatGPT-assisted semi-automatic pipeline (Sec. 3), is much larger (Tab. 2) and more challenging (Fig. 1d).

## 3. Our Roadmap to PhD

As MLLMs perform visual recognition in a VQA manner, a VQA sample for VHE naturally depends on the visual recognition task in consideration. We depart from TDIUC [11], a large-scale VQA dataset w.r.t. five tasks including *object / attribute / sentiment / positional* recognition and *counting*. Note that the images in TDIUC are sourced from MS-COCO [14], which plausibly have been seen by MLLMs in their development stage. As such, our adoption of TDIUC makes *on-purpose* data leakage: an MLLM’s erroneous response w.r.t. a seen image can now be more safely attributed to its hallucination other than its incapability in visual recognition, say asking LLaVA to recognize glaucoma from color fundus photographs. We construct *PhD* by adapting the TDIUC annotations with a ChatGPT<sup>1</sup>-assisted semi-automated pipeline, see Fig. 2.

In order to compose a proper question that effectively makes an MLLM hallucinate about a given image, a hallucinatory item (hitem) has to be first identified in an *image-specific* and *task-specific* manner. Then, the hitem has to be smoothly embedded in the form of a specific word or phrase into the question. We describe task-specific hitem selection in Sec. 3.1, followed by hitem-embedded question generation in Sec. 3.2. Furthermore, in order to simulate inconsistency in the multi-modal input, we prepend to the question *inaccurate* or *incorrect* context, the generation of which is detailed in Sec. 3.3. Lastly, in order to explicitly create conflicts between the visual input and the internal (world) knowledge of the MLLM, we expand our image collection with auto-generated counter-common-sense (CCS) images (Sec. 3.4).

### 3.1. Task-specific Hitem Selection

Without loss of generality, we describe how a hitem is selected for color attribute recognition. Let us consider the image in Fig. 2a, showing a black motorcycle followed by a red bus. As no red motorcycle is present while the red color is prominent near the black motorcycle, the word red will be a good choice of hitem to challenge an MLLM.

<sup>1</sup>We use GPT-4o mini, released on 2024-05-13.




Figure 2. **Proposed semi-automatic pipeline for building the PhD dataset.** We use ChatGPT (GPT-4o mini) to generate hitem-embedded questions / contexts for daily images, and Doubao and DALL-E3 for generating counter common sense (CCS) images. Depending on what image (daily or CCS) is used and whether a specific context precedes a question, PhD supports four evaluation modes: **PhD-base**, i.e. questions about daily images w/o context, **PhD-iac**, i.e. PhD-base plus inaccurate context, **PhD-icc**, i.e. PhD-base plus incorrect context, and **PhD-ccs**, i.e. questions about CCS images. By adapting TDIUC annotations, PhD supports binary VQA w.r.t. five visual recognition tasks including *object / attribute / sentiment / positional* recognition and *counting*. With 20 mode-task combinations in total, PhD enables a comprehensive VHE. Best viewed digitally.

**Vocabulary Construction.** Started with a handful of manually specified colors such as red, green, and blue, we ask ChatGPT to expand the color vocabulary with instructions like “Please expand the input vocabulary as much as possible by adding common items found in daily life. Avoid any duplication”, obtaining a set of 35 different colors.

**Subject-Attribute Extraction.** The image is associated with a TDIUC question-answer pair as “what color is the motorcycle” and “black”. We use ChatGPT (with simple instructions) to extract with ease the subject (i.e. motorcycle) and its attribute (i.e. black) from the pair.

**Candidate Hitem Generation.** We obtain candidate hitems by excluding the ground-truth (GT) answer (and its synonyms if applicable) from the vocabulary.

**Visual-based Hitem Ranking.** Intuitively, a hitem shall be visually plausible in the given image. So for each candidate hitem, we compute its similarity to the image using a

pre-trained CLIP model [21]. In particular, the cosine similarity between the CLIP embeddings of hitem + subject (e.g. *green motorcycle*) and the image is adopted. Ranking the candidates by the CLIP similarity in descending order allows us to select the one visually closest to the image.

**Manual Inspection.** While the above process is generally stable to produce satisfying results, manual inspection is performed to ensure the correctness of hitem selection. Note that due to errors in the original TDIUC annotations, occasionally the true label might be “incorrectly” selected. In such a case, we simply discard the VQA sample.

With lightweight task-specific adaptation, the above hitem selection also works for other tasks. Overall, the joint use of ChatGPT and CLIP allows us to select 1,452 hitems that are more diverse and challenging than the 80 MS-COCO labels used in POPE and the 687 manually written items used in AMBER, see Tab. 2.



### 3.2. Hitem-embedded Question Generation

For a given subject (e.g. motorcycle) and a chosen hitem (e.g. red), generating a hitem-embedded question is trivial for ChatGPT. In particular, a No question is formed as “Is the motorcycle in the image red?”. Meanwhile, a Yes question is simultaneously generated using the GT as “Is the motorcycle in the image black?”. This ensures perfect Yes/No balance among the generated questions.

### 3.3. Inaccurate (Incorrect) Context Generation

When used as a document parser, an MLLM reading a specific image is often provided with the image’s surrounding text. Inconsistency between the image and the text is not uncommon. A news article containing a general claim of “red motorcycles frequently zip through the streets” does not necessarily have each of its illustrated pictures match with the claim. To simulate such a scenario, for a given image we generate specious text as *inaccurate* context and text contradicting the image as *incorrect* context, respectively. Next, we describe inaccurate context generation, as its incorrect counterpart can be generated in a similar yet simplified manner.

**Specious Text Generation.** Using the previously generated hitem-embedded question and the original MS-COCO captions as input, we instruct ChatGPT to generate specious text for a given image. By “specious”, we mean the text is inaccurate or noisy, rather than directly contradicting the image content. As such, our instruction reads partially as “Please generate the <specious text> for the given question. It should be one sentence. The <specious text> should answer the question, but it may not reflect the actual current status, thus making it specious.”. See the supplement.

**Text Composition.** ChatGPT is used to seamlessly merge the specious text with ground-truth captions, forming a longer context in which only a small portion (orange text in Fig. 2c) is mildly inconsistent with the image.

**Manual Inspection.** We perform a spot check. If the context quality is low, we discard the entire sample.

### 3.4. CCS Image Generation

We generate counter-common-sense (CCS) images by first generating CCS descriptions and then employing Text2Image tools to convert the descriptions to CCS images, see Fig. 2b.

**CCS Description Generation.** A number of manually written task-specific samples, see Tab. 3, are used as in-context learning samples for ChatGPT to generate more descriptions. The descriptions have to be visually expressible, so bad cases like “the more you eat, the thinner you get” are filtered out manually. For each CCS text, its common-sense (CS) counterpart is simultaneously generated by ChatGPT, by providing the learning samples in pair.

**Text2Image.** The generated CCS descriptions are used as prompts for AIGC tools (Doubao [5] and DALL-E3 [19]) to generate the corresponding CCS images. The quality of the generated images depends on various factors, making occasional failures inevitable. When this occurs, we attempt to refine the prompts or apply region-based inpainting. The sample will be discarded if the above attempts fail.

**Question Generation.** Per CCS description (e.g. A car with square wheels), we utilize ChatGPT to generate a Yes question (e.g. Does the car have square wheels?). Again, for balancing Yes/No questions, we generate a No question (e.g. Does the car have round wheels?) based on the CS description.

CCS description	Yes question	CS description	No question
<b>Task: Object recognition</b>			
<i>Manually written:</i>			
Ice blocks in volcanic lava	Are there ice blocks in volcanic lava?	Fire in volcanic lava	Is there fire in volcanic lava?
Grass in a tiger’s mouth	Is there grass in a tiger’s mouth?	Meat in the tiger’s mouth	Is there meat in the tiger’s mouth?
<i>ChatGPT generated:</i>			
Trees growing underwater	Are there trees growing underwater?	Coral growing underwater	Is there coral growing underwater?
Books in a swimming pool	Are there books in a swimming pool?	Water in a swimming pool	Is there water in a swimming pool?
Birds flying underwater	Are there birds flying underwater?	Birds flying in the sky	Are there birds flying in the sky?
Ice cream in a volcano	Is there ice cream in a volcano?	Lava in a volcano	Is there lava in a volcano?
Computers in a forest	Are there computers in a forest?	Animals in a forest	Are there animals in a forest?
<b>Task: Attribute recognition</b>			
<i>Manually written:</i>			
A car with square wheels	Does the car have square wheels?	A car with round wheels	Does the car have round wheels?
Blue apples on the tree	Are the apples on the tree blue?	Red apples on the tree.	Are the apples on the tree red?
<i>ChatGPT generated:</i>			
A green sky	Is the sky green?	A blue sky	Is the sky blue?
A bicycle with square wheels	Does the bicycle have square wheels?	A bicycle with round wheels	Does the bicycle have square wheels?
A tree made of metal	Is this tree made of metal?	A wooden tree	Is this tree a real wood tree?
A chocolate river	Is there chocolate flowing in the stream?	A water river	Is there water flowing in the stream?
A house made of candy	Is the house made of candy?	A house made of bricks	Is the house made of bricks?

Table 3. **Instances of descriptions used for generating CCS images and related questions.** With several manually written CCS / CS descriptions as instructions, we employ ChatGPT to generate many more instances. The questions are auto-converted from the descriptions by ChatGPT.

### 3.5. Dataset Overview and PhD Index

An overview of the PhD dataset is given in Tab. 4. Depending on what image (daily or CCS) is used and whether a specific context precedes a question, PhD supports four evaluation modes: PhD-base, i.e. questions about daily images w/o context, PhD-iac, i.e. PhD-base plus inaccurate context, PhD-icc, i.e. PhD-base plus incorrect context, and PhD-ccs, i.e. questions about CCS images. With 20 mode-task combinations in total, PhD supports a much more com-

prehensive VHE than its predecessors [13, 24].

	Tasks					Questions	
	Object	Attribute	Sentiment	Position	Counting	Yes	No
TDIUC samples used	6,271	4,324	2,095	2,841	3,387	–	–
Unique hitems	745	146	65	486	10	–	–
VQA samples in PhD-base	11,472	7,994	3,550	4,984	5,688	16,844	16,844
VQA samples in PhD-iac	11,472	7,994	3,550	4,984	5,688	16,844	16,844
VQA samples in PhD-icc	11,472	7,994	3,550	4,984	5,688	16,844	16,844
VQA samples in PhD-ccs	172	367	39	110	62	750	750

Table 4. Data statistics of the proposed PhD dataset.

To measure the performance of an MLLM on PhD, we compute its recall w.r.t. the Yes and No questions, respectively. We then calculate the harmonic mean of the two recalls, which we term **PhD Index**. A model simply saying Yes (or No) to all questions has a PhD Index of 0.

## 4. Evaluating MLLMs on PhD

### 4.1. Common Setup

**Choices of MLLMs.** For reproducible research, we focus on *open-source* MLLMs, compiling a list of 10 models as follows: LLaVA-1.1 [15], LLaVA-1.5 [16], LLaVA-1.5-L, LLaVA-1.6 [17], LLaVA-1.6-L, MiniGPT-v2 [2], Qwen-VL [1], mPLUG-Owl2 [27], InstructBLIP [4], and InstructBLIP-L. We report as an extra reference the performance of GPT-4o [20], a proprietary MLLM, on a random subset of 2k samples subject to our budget.

**Test Protocol.** For a fair comparison, per MLLM we use its designated prompt to wrap each test question. For instance, a question-specific prompt submitted to mPLUG-Owl2 will be in the form of “USER: <|image|>{question} ASSISTANT:”. We provide more prompts in the supplement. In addition, to help the models better handle PhD-iac and PhD-icc, we append to the test prompt an instruction as “*In case there is an inconsistency between the context and the image content, you should follow the image*”.

### 4.2. Using PhD for Overall VHE

An overall VHE as shown in Tab. 5 is useful for providing a big picture of which MLLM hallucinates the most (or the least). The leading open-source MLLMs are Qwen-VL (PhD Index: 0.488), followed by LLaVA-1.6-L (PhD Index: 0.423) and MiniGPT-v2 (PhD Index: 0.390). Since their vision encoders and LLMs vary, the results are insufficient to conclude which component is the most effective to mitigate hallucinations. That said, comparisons among the same model series remains meaningful. Consider the LLaVA series for instance. While one would normally expect that a larger LLM yields a better MLLM, as LLaVA-1.6-L vs LLaVA-1.6, the difference between LLaVA-1.5-L and LLaVA-1.5 is marginal (0.270 vs 0.265). In order to

analyze and consequently understand such a counterintuitive result, a *zoom-in* evaluation is required, yet missing in previous benchmarks such as POPE and AMBER.

Model	ViT	LLM	POPE	AMBER	PhD
InstructBLIP-L	-G/14	Vicuna-13B-1.1	–	–	0.278
InstructBLIP	-G/14	Vicuna-7B-1.1	–	–	0.305
MPlug-Owl2	-L/14	LLaMA-2-7B	–	–	0.320
MiniGPT-v2	-G/14	LLaMA-2-7B	–	–	0.390
Qwen-VL	-bigG/14	Qwen-7B	0.86	0.84	0.488
LLaVA-1.1	-L/14	Vicuna-7B-1.1	0.67	0.33	0.135
LLaVA-1.5	-L/14	Vicuna-7B-1.5	0.84	0.75	0.265
LLaVA-1.5-L	-L/14	Vicuna-13B-1.5	0.85	0.73	0.270
LLaVA-1.6	-L/14	Vicuna-7B-1.5	0.87	0.79	0.373
LLaVA-1.6-L	-L/14	Vicuna-13B-1.5	0.86	0.80	0.423
GPT-4o	–	–	0.88	0.87	0.812

Table 5. Overall VHE. Compared to the two public benchmarks (POPE and AMBER), PhD reveals a much larger performance gap between the cutting-edge GPT-4o and leading *open-source* MLLMs, *i.e.* Qwen-VL and LLaVA-1.6-L. Considering our computation resource, we run only Qwen-VL and the LLaVA series on POPE and AMBER.

One more advantage of PhD compared to its predecessors lies in its discrimination ability. The relatively small performance gap between GPT-4o and Qwen-VL as measured by POPE and AMBER might lead to an overly optimistic interpretation that the open-source alternatives are catching up with the proprietary model. In fact, a substantial gap remains, as revealed by PhD. Fig. 3 further illustrate the qualitative results, where GPT-4o exhibits fewer hallucinations in its response.

### 4.3. Using PhD for Mode-Oriented VHE

Fig. 4a illustrates mode-wise model performance. MLLMs working relatively well in the PhD-base mode tend to have stronger visual input. This is achieved either with larger visual encoders, as the cases of MiniGPT-v2, Qwen-VL and InstructBLIP using ViT-G/14 or ViT-bigG/14, or supporting higher image resolutions, see LLaVA-1.6 and LLaVA-1.6-L that accept a larger input of  $672 \times 672$  or  $1344 \times 336$ .

In contrast to the visual part, using a larger LLM does not necessarily lead to a better MLLM. As previously noted in Sec. 4.2, LLaVA-1.5-L with Vicuna-13B-1.5 has nearly the same PhD Index (0.270) as LLaVA-1.5 with Vicuna-7B-1.1 (0.265). We see from Fig. 4a that the larger LLM indeed improves the performance in PhD-iac (0.082→0.099), PhD-icc (0.011→0.019) and PhD-ccs (0.534→0.542), yet suffers loss in PhD-base (0.443→0.422). Similar results can be more evidently observed in the case of InstructBLIP-L vs. InstructBLIP (PhD-base Index: 0.535→0.324). Our conjecture is that although a larger LLM better understands user instructions, its successful use requires more targeted training for vision-language alignment.

Comparing the four modes, the performance of the open-





Image	Question	GT	Qwen-VL	LLaVA-1.6-L	MPlug-Owl2	GPT-4o
	Is the child displaying confidence in the image? <b>Mode:</b> PhD-base <b>Task:</b> Sentiment	No	Yes, the child appears confident as they ride the wave and enjoy the water activity.	Yes, the child in the image appears to be confidently riding a wave on a surfboard.	Yes, the child in the image is confidence. They are successfully riding the wave suggest that they are comfortable and confident.	Yes, the child appears confident, with a focused expression and steady grip on the board, showing comfort in the activity.
	Is the plate heart-shaped in the image? <b>Mode:</b> PhD-base <b>Task:</b> Attribute	No	Yes, the plate in the image is heart-shaped.	Yes, the plate in the image is heart-shaped.	Yes, the plate in the image is heart-shaped.	No, the plate is not heart-shaped. The plate is round, but the waffles on it are arranged in a heart pattern.
	Does the camel have one hump? <b>Mode:</b> PhD-ccs <b>Task:</b> Counting	Yes	No, the camel in the image has two humps.	Yes, the camel has a single hump on its back.	Yes, the camel has one hump.	Yes, the camel has one hump, indicating it is a dromedary camel.
	<i>Zebras are frequently seen grazing alongside their giraffe friends in the expansive grasslands, creating a lively and vibrant scene. The interaction among the various species adds charm to the majestic landscape. In case there is inconsistency between the context and the image content, you should follow the image.</i> Is there a zebra in the image? <b>Mode:</b> PhD-iac <b>Task:</b> Object	No	No, there is no zebra in the image. The image only features giraffes and other animals in the wild.	Yes, there is a zebra in the image. It is located in the background, grazing in the grassland along with other wildlife.	Yes, there is a zebra in the image, standing alongside the giraffes in the grassy field.	No, there are no zebras in the image. The image shows a group of giraffes standing in an open grassy area with some other animals grazing in the background.

Figure 3. **Qualitative results showing how an MLLM answers visual questions from PhD.** The correctness of an answer is automatically determined by matching its first word, either Yes or No, with the ground truth (GT).

source MLLMs on PhD-icc and PhD-iac is overall low, see Fig. 4a. The result suggests that when provided with a multi-modal input, the current models favor the textual part. Substituting a 13-B LLM for its 7-B counterpart helps tackling the inconsistency in the multi-modal input, see Fig. 5. However, a larger LLM might rely more on its internal knowledge for decoding, resulting in performance degeneration on PhD-base and PhD-ccs for which the image content shall carry more weights. In particular, PhD-ccs reveals a deeper and intrinsic challenge of VH: conflicts between the given image content and the model’s internal knowledge. Solving the challenge demands a more comprehensive approach that goes beyond isolated improvements on the visual or language components.

Among the open-source MLLMs, Qwen-VL achieves leading performance across all modes, owing to its joint use of a stronger visual encoder (ViT-bigG/14), a more powerful LLM (Qwen-7B, which outperforms Vicuna-13B-1.5<sup>2</sup>), and better training strategies (much larger high-quality training data and multi-stage alignment). Nevertheless, Qwen-VL remains inferior to GPT-4o, particularly in PhD-iac and PhD-icc, wherein inconsistency within the multi-modal input has to be properly addressed.

#### 4.4. Using PhD for Task-Oriented VHE

Fig. 4b presents task-oriented VHE results. In general, to what extent an MLLM hallucinates is largely correlated to the required level (low / middle / high) of a specific visual

recognition task, as demonstrated by the task-specific PhD Index. The object recognition task has the overall highest PhD Index, followed by attribute recognition, positional recognition, counting, and sentiment recognition. Due to the complexity and subtlety of emotions, e.g. tears can be associated with both happiness and sadness, even GPT-4o performs relatively worse in the sentiment task, as shown in the first line of Fig. 3.

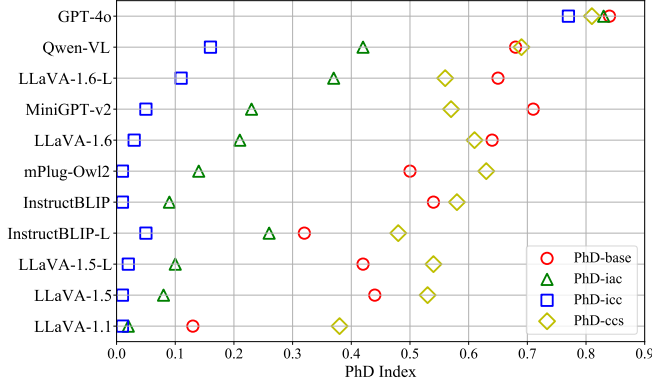
Our dataset naturally supports joint mode-task analytics per model, see Tab. 6. Being the leading open-source MLLM in this study, Qwen-VL is not good at sentiment recognition, with a low PhD Index of 0.088. The result highlights a strong need of enhancing its ability to interpret emotions based on image content. As for LLaVA-1.6-L, its relatively weaker ability to count suggests the need of enhancing its visual component to better capture visual details. The above zoom-in analytics enabled by PhD will be informative for developers of a specific MLLM to prioritize their efforts in refining the model.

#### 4.5. Analysis of MLLM Answer Tendency

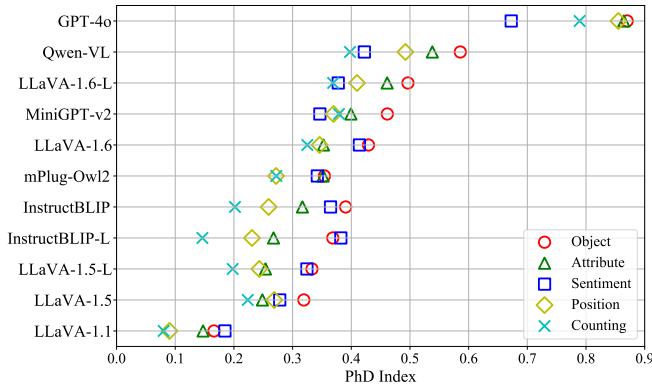
Recall that PhD utilizes binary yes-or-no questions for evaluation. While the yes and no questions are perfectly balanced by design, we observe that overall the open-source MLLMs tend to answer yes, with the say-yes rate ranging from 0.510 (Qwen-VL) to 0.811 (LLaVA-1.1) and an average value of 0.691. By contrast, GPT-4o has a clearly lower say-yes rate of 0.461.

Further, by ranking the models in terms of their PhD Index and say-yes rate, respectively, we calculate the

<sup>2</sup><https://rank.opencompass.org.cn/leaderboard-llm/?m=24-02>



(a) Mode-oriented VHE



(b) Task-oriented VHE

Figure 4. **PhD based VHE analytics:** (a) mode-oriented, showing how MLLMs perform per mode, and (b) task-oriented, showing how MLLMs perform per task.

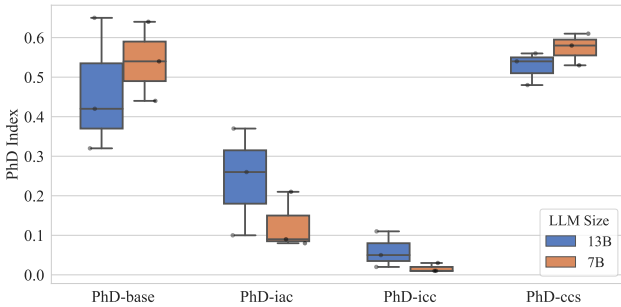


Figure 5. **Impact of LLM size (7B vs 13B) on LLaVA-1.5, LLaVA-1.6 and InstructBLIP.** MLLMs using a 13B LLM tend to be better than their counterparts using a 7B LLM on PhD-iac and PhD-icc, yet worse on PhD-base and PhD-ccs.

Spearman’s correlation between the two ranks. As shown in Fig. 6, the PhD Index and the say-yes rate have a strong negative correlation, with the correlation coefficient of -0.99. The result suggests that addressing VH requires balancing output tendencies, with a particular focus on en-

Task	PhD-base	PhD-iac	PhD-icc	PhD-ccs
<b>Qwen-VL</b>				
<i>Object</i>	0.784	0.631	0.253	0.675
<i>Attribute</i>	0.794	0.416	0.184	0.758
<i>Sentiment</i>	0.561	0.221	0.088	0.820
<i>Positional</i>	0.668	0.485	0.107	0.710
<i>Counting</i>	0.611	0.332	0.174	0.475
<b>LLaVA-1.6-L</b>				
<i>Object</i>	0.789	0.491	0.176	0.529
<i>Attribute</i>	0.658	0.407	0.145	0.634
<i>Sentiment</i>	0.615	0.243	0.111	0.543
<i>Positional</i>	0.608	0.384	0.084	0.564
<i>Counting</i>	0.586	0.309	0.056	0.526

Table 6. **Zoom-in analytics of specific models.**

hancing an MLLM’s ability to say no.

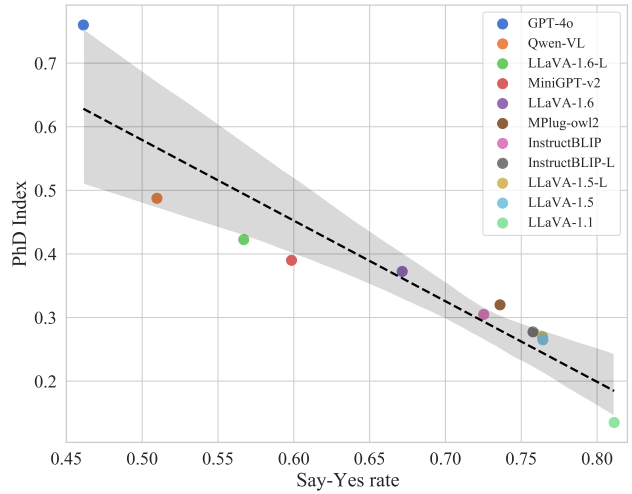


Figure 6. **Distribution of MLLMs in terms of their PhD Index and say-yes rate.** With Spearman’s correlation coefficient of -0.99, the two variables have a strong negative correlation.

## 5. Summary and Conclusions

For MLLM visual hallucination evaluation, we have introduced PhD, a large-scale benchmark developed with a close link to the three causes of visual hallucination, *i.e.* visual ambiguity, inconsistency in multi-modal input and counter-common-sense (CCS) content. We propose a ChatGPT-assisted semi-automated pipeline to construct the new dataset with well affordable manual cost. The pipeline allows us to construct diverse and visually challenging hallucinatory items (hitem) in an image-specific and task-specific manner. Extensive experiments with 10 open-source MLLMs and the proprietary GPT-4o support our conclusions as follows. Larger visual encoders and higher input resolutions are helpful to reduce hallucination



caused by visual ambiguity. The evaluation on PhD-iac and PhD-icc suggests the current models favor the textual part in the multi-modal input. Resolving the conflicts between the CCS content and the model’s internal knowledge demands a more comprehensive approach that is beyond isolated improvements on the visual or language components. Among the open-source MLLMs, Qwen-VL is the best, followed by LLaVA-1.6-L and MiniGPT-v2. While the existing benchmarks (POPE and AMBER) could lead to an overly optimistic expectation that the open-source alternatives are catching up with GPT-4o, a substantial performance gap remains, as revealed by PhD.

## References

- [1] Jinze Bai, Shuai Bai, Shusheng Yang, Shijie Wang, Sinan Tan, Peng Wang, Junyang Lin, Chang Zhou, and Jingren Zhou. Qwen-VL: A versatile vision-language model for understanding, localization, text reading, and beyond. *arXiv preprint arXiv:2308.12966*, 2023. 1, 6
- [2] Jun Chen, Deyao Zhu, Xiaoqian Shen, Xiang Li, Zechun Liu, Pengchuan Zhang, Raghuraman Krishnamoorthi, Vikas Chandra, Yunyang Xiong, and Mohamed Elhoseiny. MiniGPT-v2: Large language model as a unified interface for vision-language multi-task learning. *arXiv preprint arXiv:2310.09478*, 2023. 1, 6
- [3] Chenhang Cui, Yiyang Zhou, Xinyu Yang, Shirley Wu, Linjun Zhang, James Zou, and Huaxiu Yao. Holistic analysis of hallucination in GPT-4v(ision): Bias and interference challenges. *arXiv preprint arXiv:2311.03287*, 2023. 2, 3
- [4] Wenliang Dai, Junnan Li, DONGXU LI, Anthony Tiong, Junqi Zhao, Weisheng Wang, Boyang Li, Pascale N Fung, and Steven Hoi. InstructBLIP: Towards general-purpose vision-language models with instruction tuning. In *NeurIPS*, 2023. 6
- [5] Doubao Team. Doubao product, 2024. <https://www.volcengine.com/product/doubao>. 5
- [6] Tianrui Guan, Fuxiao Liu, Xiyang Wu, Ruiqi Xian, Zongxia Li, Xiaoyu Liu, Xijun Wang, Lichang Chen, Furong Huang, Yaser Yacoob, et al. HallusionBench: An advanced diagnostic suite for entangled language hallucination and visual illusion in large vision-language models. In *CVPR*, 2024. 2, 3
- [7] Anisha Gunjal, Jihan Yin, and Erhan Bas. Detecting and preventing hallucinations in large vision language models. In *AAAI*, 2024. 2
- [8] Hongyu Hu, Jiyuan Zhang, Minyi Zhao, and Zhenbang Sun. CIEM: Contrastive instruction evaluation method for better instruction tuning. In *NeurIPS Workshop on ITIF*, 2023. 2, 3
- [9] Yutao Hu, Tianbin Li, Quanfeng Lu, Wenqi Shao, Junjun He, Yu Qiao, and Ping Luo. OmniMedVQA: A new large-scale comprehensive evaluation benchmark for medical lvlm. In *CVPR*, 2024. 2
- [10] Liqiang Jing, Ruosen Li, Yunmo Chen, Mengzhao Jia, and Xinya Du. FAITHSCORE: Evaluating hallucinations in large vision-language models. In *EMNLP*, 2023. 2
- [11] Kushal Kafle and Christopher Kanan. An analysis of visual question answering algorithms. In *ICCV*, 2017. 2, 3
- [12] Junyi Li, Jie Chen, Ruiyang Ren, Xiaoxue Cheng, Xin Zhao, Jian-Yun Nie, and Ji-Rong Wen. The dawn after the dark: An empirical study on factuality hallucination in large language models. In *ACL*, 2024. 2
- [13] Yifan Li, Yifan Du, Kun Zhou, Jinpeng Wang, Wayne Xin Zhao, and Ji-Rong Wen. Evaluating object hallucination in large vision-language models. In *EMNLP*, 2023. 1, 2, 3, 6
- [14] Tsung-Yi Lin, Michael Maire, Serge Belongie, James Hays, Pietro Perona, Deva Ramanan, Piotr Dollár, and C Lawrence Zitnick. Microsoft COCO: Common objects in context. In *ECCV*, 2014. 3
- [15] Haotian Liu, Chunyuan Li, Qingyang Wu, and Yong Jae Lee. Visual instruction tuning. In *NeurIPS*, 2023. 6
- [16] Haotian Liu, Chunyuan Li, Yuheng Li, and Yong Jae Lee. Improved baselines with visual instruction tuning. In *CVPR*, 2024. 1, 6
- [17] Haotian Liu, Chunyuan Li, Yuheng Li, Bo Li, Yuanhan Zhang, Sheng Shen, and Yong Jae Lee. LLaVA-NeXT: Improved reasoning, OCR, and world knowledge, 2024. <https://llava-vl.github.io/blog/2024-01-30-llava-next/>. 6
- [18] Holy Lovenia, Wenliang Dai, Samuel Cahyawijaya, Ziwei Ji, and Pascale Fung. Negative object presence evaluation (NOPE) to measure object hallucination in vision-language models. In *ALVR*, 2024. 2, 3
- [19] OpenAI. Dall-E 3 system, 2023. <https://openai.com/index/dall-e-3/>. 5
- [20] OpenAI. Hello GPT-4o, 2024. Accessed: 2024-05-26. 6
- [21] Alec Radford, Jong Wook Kim, Chris Hallacy, Aditya Ramesh, Gabriel Goh, Sandhini Agarwal, Girish Sastry, Amanda Askell, Pamela Mishkin, Jack Clark, et al. Learning transferable visual models from natural language supervision. In *ICML*, 2021. 4
- [22] Haz Sameen Shahgir, Khondker Salman Sayeed, Abhik Bhattacharjee, Wasi Uddin Ahmad, Yue Dong, and Rifat Shahriyar. IllusionVQA: A challenging optical illusion dataset for vision language models. In *COLM*, 2024. 2
- [23] Shengbang Tong, Zhuang Liu, Yuexiang Zhai, Yi Ma, Yann LeCun, and Saining Xie. Eyes wide shut? exploring the visual shortcomings of multimodal llms. In *CVPR*, 2024. 2
- [24] Junyang Wang, Yuhang Wang, Guohai Xu, Jing Zhang, Yukai Gu, Haitao Jia, Ming Yan, Ji Zhang, and Jitao Sang. An LLM-free multi-dimensional benchmark for mllms hallucination evaluation. *arXiv preprint arXiv:2311.07397*, 2023. 1, 2, 3, 6
- [25] Junyang Wang, Yiyang Zhou, Guohai Xu, Pengcheng Shi, Chenlin Zhao, Haiyang Xu, Qinghao Ye, Ming Yan, Ji Zhang, Jihua Zhu, et al. Evaluation and analysis of hallucination in large vision-language models. *arXiv preprint arXiv:2308.15126*, 2023. 2
- [26] Ziwei Xu, Sanjay Jain, and Mohan Kankanhalli. Hallucination is inevitable: An innate limitation of large language models. *arXiv preprint arXiv:2401.11817*, 2024. 2
- [27] Qinghao Ye, Haiyang Xu, Jiabo Ye, Ming Yan, Anwen Hu, Haowei Liu, Qi Qian, Ji Zhang, Fei Huang, and Jingren

Zhou. mPLUG-Owl2: Revolutionizing multi-modal large language model with modality collaboration. In *CVPR*, 2024. 6

- [28] Xiang Yue, Yuansheng Ni, Kai Zhang, Tianyu Zheng, Ruoqi Liu, Ge Zhang, Samuel Stevens, Dongfu Jiang, Weiming Ren, Yuxuan Sun, Cong Wei, Botao Yu, Ruibin Yuan, Renliang Sun, Ming Yin, Boyuan Zheng, Zhenzhu Yang, Yibo Liu, Wenhao Huang, Huan Sun, Yu Su, and Wenhua Chen. MMMU: A massive multi-discipline multimodal understanding and reasoning benchmark for expert agi. In *CVPR*, 2024. 2
- [29] Le Zhang, Rabiul Awal, and Aishwarya Agrawal. Contrasting intra-modal and ranking cross-modal hard negatives to enhance visio-linguistic compositional understanding. In *CVPR*, 2024. 2
- [30] Yue Zhang, Yafu Li, Leyang Cui, Deng Cai, Lema Liu, Tingchen Fu, Xinting Huang, Enbo Zhao, Yu Zhang, Yulong Chen, et al. Siren’s song in the AI ocean: a survey on hallucination in large language models. *arXiv preprint arXiv:2309.01219*, 2023. 2