

# Formal Security Analysis of the AMD SEV-SNP Software Interface

Petar Paradžik, *University of Zagreb Faculty of Electrical Engineering and Computing*, petar.paradzik@fer.hr  
 Ante Derek, *University of Zagreb Faculty of Electrical Engineering and Computing*, ante.derek@fer.hr  
 Marko Horvat, *University of Zagreb Faculty of Science*, marko.horvat@math.hr

**Abstract**—AMD Secure Encrypted Virtualization technologies enable confidential computing by protecting virtual machines from highly privileged software such as hypervisors. In this work, we develop the first, comprehensive symbolic model of the software interface of the latest SEV iteration called SEV Secure Nested Paging (SEV-SNP). Our model covers remote attestation, key derivation, page swap and live migration. We analyze the security of the software interface of SEV-SNP and formally prove that most critical secrecy, authentication, attestation and freshness properties do indeed hold in the model. Furthermore, we find that the platform-agnostic nature of messages exchanged between SNP guests and the AMD Secure Processor firmware presents a potential weakness in the design. We show how this weakness leads to formal attacks on multiple security properties, including the partial compromise of attestation report integrity, and discuss possible impacts and mitigations.

**Index Terms**—trusted execution environments, formal security analysis, SEV-SNP, system verification

## I. INTRODUCTION

An increasing number of cloud providers are beginning to rely on trusted execution environments (TEEs) to ensure the safety of user data while it is being processed by applications and services on foreign platforms. TEEs are tamper-resistant environments intended to provide the confidentiality and integrity of user code and data in use, and isolate them from untrusted, yet highly privileged software such as operating system kernels and hypervisors. This makes TEEs suitable for processing secrets on remote devices and platforms such as public clouds. Modern TEEs also provide useful features such as remote attestation, a mechanism by which a remote party can obtain evidence that a particular process or virtual machine (VM) is running correctly with the expected configuration.

Hardware-based TEE solutions typically involve a security kernel executed on a main processor with security extensions, or on a coprocessor. The security kernel is a piece of software hardwired on a chip (ARM TrustZone [1]), or it comes in the form of microcode (Intel SGX [2]) or firmware (AMD SEV [3]) that resides in an isolated area within the processor, which is not directly accessible or modifiable by external code. The software implements an interface as an instruction set that can be used to establish a secure environment.

Multiple hardware vendors today offer competing TEE architectures with varying levels of granularity. Intel provides Software Guard Extensions (SGX) to isolate specific parts of applications (enclaves) and Trust Domain Extensions (TDX) to protect the entire software stack of a VM. Similarly, ARM offers TrustZone for isolating sensitive operations within a

device and Confidential Compute Architecture (CCA) for enhancing security in cloud and edge computing environments [4].

Historically, the first of the hardware-based TEE solutions from AMD was named Secure Virtualization (SEV) [3]. Developed in 2016, SEV was made available for the first generation of the AMD EPYC brand of x86-64 microprocessors, based on the Zen 1 microarchitecture codenamed Naples. SEV enhanced VM security through VM memory encryption and isolation. It also offered live VM migration and launch attestation features. The latter represented a rather limited form of remote attestation, allowing only the guest owner to attest the integrity of their guest VMs during the guest launch procedure.

A year later, AMD introduced SEV Encrypted State (SEV-ES) [5], making it available for the second generation of AMD EPYC microprocessors based on the Zen 2 microarchitecture codenamed Rome. SEV-ES encrypts and protects the integrity of CPU registers that store information about the VM runtime before handing over control to a hypervisor, thereby preventing the hypervisor from reading sensitive information of the guest as well as tampering with the control flow of the guest.

In this paper, we focus on AMD SEV Secure Nested Paging (SEV-SNP), which came out in 2020 and represents the latest iteration of the AMD SEV technologies. It is currently available for the third and fourth generation of the AMD EPYC microprocessors, based on Zen 3 and Zen 4 microarchitectures codenamed Milan and Genoa, respectively. With the added precaution of treating the hypervisor as fully untrusted, AMD SEV-SNP introduces memory integrity protection as well as other security and usability enhancements to the existing SEV and SEV-ES functionalities, including more flexibility of essential features such as live migration and enabling remote attestation for third parties. AMD SEV-SNP is used by popular cloud providers such as Microsoft Azure [6], AWS [7], and Google Cloud [8] to help provide Infrastructure as a Service.

There has been a substantial amount of analysis of the SEV technology from both academia and industry that, for the most part, focuses on its implementation. However, to the best of our knowledge, there is no work that formally analyzes the software interface of SEV-SNP.

AMD SEV-SNP is a complex system which supports a large number of guest policies and features, with most having multiple variants, and it uses an intricate key schedule. This makes it very difficult to ascertain whether an adversary could launch an interaction attack by using the interface in an unexpected way. The main research question that we would

like to answer in this work is the following:

*Can an adversary use the AMD SEV-SNP software interface to force the system into an undesirable state?*

In this work, we employ the TAMARIN PROVER (TAMARIN) protocol verification tool to meticulously model and analyze the software interface of AMD SEV-SNP. The model encompasses all key features and captures many subtle behaviors of SEV-SNP. We specify and analyze nearly a hundred properties and find several formal attacks. Specifically, our contributions are as follows:

- We develop a formal model of the AMD SEV-SNP software interface. The model is close to being fully comprehensive; it covers protected guest launch, remote attestation, key derivation, page swap and live migration. To the best of our knowledge, there exists no prior formal model of the SEV-SNP software interface.
- We give formal definitions of, and automated proofs for, critical secrecy, authentication, attestation, and freshness properties. We show that for the most part, AMD SEV-SNP software interface does indeed meet the desired security goals. This includes the proof of correct stream cipher usage.
- We show that the platform-agnostic nature of SNP-protected guest messages leads to formal attacks on several authentication and attestation properties, including the compromise of attestation report integrity.
- We discuss the challenges of fully mitigating the discovered weaknesses while preserving the seamless guest VM migration feature. Additionally, we show that the vague specification of migration agents is consistent with a scenario where a cloud provider may trick a third party into incorrectly believing that an SNP-protected guest is running on a platform with secure, up-to-date firmware, and suggest possible mitigations.

*Paper Outline.* We first give the necessary background related to AMD SEV-SNP and the TAMARIN tool in Section II. Next, we explain the minutiae of our formal model of AMD SEV-SNP in Section III. We provide the details of our analysis in Section IV and thoroughly discuss both the positive and negative results in Section V; we also suggest possible countermeasures. Finally, we give an overview of the related work in Section VI and conclude in Section VII.

## II. BACKGROUND

The core ideas behind SEV-SNP were outlined in a white paper published in January 2020 [9], and initially specified in April 2020. In June 2022, Linux 5.19-rc1 was released with partial SEV-SNP support [10], and in August 2023, AMD made the SEV-SNP Genoa firmware source code publicly available on GitHub [11]. The current revision of the specification was released in September 2023 [12].

SEV-SNP provides a novel application binary interface (ABI) intended for a hypervisor to bootstrap and manage virtual machines within a secure environment. It extends

SEV technologies by enhancing memory integrity protection, attestation, and virtualization capabilities. In particular, it

- tracks the owner of each page of memory;
- utilizes Trusted Computing Base (TCB) versioning to guarantee that guests run under up-to-date firmware;
- adds a versatile remote attestation mechanism where a third party may establish trust in a guest during runtime of the guest;
- supports generating guest key material from different sources;
- enhances the flexibility of live virtual machine migration by introducing an entity called a *Migration Agent*;
- provides several additional features such as secure nested virtualization.

SEV-SNP prevents a hypervisor from replacing VM memory with an old copy (*replay attack*) or mapping two different guest physical addresses to a single system physical address or DRAM page (*memory aliasing attack*). It does so by utilizing a data structure called Reverse Map Table (RMP) and a page validation mechanism to track page ownership and enforce proper page access control.

In previous SEV instances, a hypervisor was assumed not to be malicious, but potentially buggy. Like before, from the perspective of a single SNP-protected guest, other VMs—whether non-SNP (legacy) or SNP-protected—are also regarded as untrusted entities. However, unlike before, SEV-SNP treats the hypervisor as fully untrusted, capable of tampering with page tables, injecting arbitrary events, and providing false system information.

The TCB of SEV-SNP comprises the AMD System on Chip, which includes the AMD Security Processor (AMD-SP), and the software running on top of it, which currently comprises the microcode, bootloader, operating system, and the SNP firmware which implements the SNP ABI. Each TCB software component can be upgraded, and its security version numbers are included in the `TCB_VERSION` structure that is associated with each SNP VM image.

SEV-SNP introduces an interface that the SNP-protected guest may utilize to request services from the firmware during runtime. This enables the guest to obtain—via so-called *guest messages*—attestation reports and derived keys, for instance. These messages are encrypted and integrity protected by the Virtual Machine Platform Communication Key (`vmprck`). The firmware generates and installs this key into both the guest context that it maintains and the guest memory pages during the guest launch.

In SEV and SEV-ES, the attestation procedure was confined to the guest launch, limiting its use to a singular entity—the guest owner. SEV-SNP introduces a more versatile approach by replacing launch attestation with remote attestation, enabling any third party to acquire an attestation report and establish trust in a guest at any given moment.

The attestation report comprises various information about the guest, such as the guest policy, image digest (*measurement*), the platform (chip identifier) it operates on, and TCB version. It is signed using a private ECDSA P-384 key that is either a Versioned Chip Endorsement Key (`vcek`)—a machine-specific key derived from chip-unique secrets and a digest

of `TCB_VERSION`—or a Versioned Loaded Endorsement Key (`VLEK`), which is a cloud provider-specific key derived from a seed maintained by the AMD Key Derivation Service (KDS). The inclusion of the TCB version allows a third party to reject the signature if it originated from an unpatched AMD-SP.

In order to further demonstrate the authenticity of the attestation report signature, the `VCEK/VLEK` is verified against the AMD Signing Key (`ASK`), which is further verified against the AMD Root Key (`ARK`), both of which are 4096-bit RSA keys.

SEV-SNP introduces a robust key derivation mechanism. It enables an SNP-protected guest to instruct the firmware to derive a key rooted in either `VCEK`, `VLEK`, or a Virtual Machine Root Key (`VMRK`). Moreover, the guest has the option to request adding further data, such as its launch digest and TCB version, into the key derivation process. Such keys may be used for data sealing and other purposes.

Similar to previous SEV technologies, SEV-SNP offers an interface for secure swapping wherein the guest may be saved to disk and later resumed. The firmware ensures confidentiality and authenticity of the guest memory pages by utilizing an Offline Encryption Key (`OEK`). The swapping plays a crucial role in live migration.

Live migration is a mechanism by which guests may be seamlessly and securely transferred to another physical system, without having to shut themselves down first. Whereas in SEV and SEV-ES the firmware on the source machine was responsible for authenticating the firmware on the destination machine prior to guest context transfer, in SEV-SNP this task is facilitated by an entity called a Migration Agent.

A Migration Agent is an SNP-protected guest that is responsible for enforcing guest migration policies and providing the firmware with guest-unique secrets (`VMRK`). Whereas a single guest may be associated with at most one migration agent, a single migration agent may be associated with and manage multiple guests concurrently. This association is indicated in each attestation report. SEV-SNP does not specify the behavior of migration agents nor the manner by which the guest context is securely transferred over the network.

### Tamarin Prover

TAMARIN PROVER (TAMARIN) [13] is an automated symbolic verification tool for security protocols. It is based on multiset rewriting; more precisely, its semantics comprises a labeled transition system whose states are multisets of *facts*, and the transitions between them are specified by *rules* which prescribe the behavior of protocol participants and the adversary. Each rule has a *left-hand side* (facts that must be available in the current global state for the rule to execute), *actions* (labels which are logged in the trace and used to express the desired security properties), and a *right-hand side* (facts that will be added to the state).

The left-hand and right-hand side contain multisets of facts, each fact being either *linear* or *persistent* (the latter are prefixed with an exclamation point). Facts can be *produced* (when executing a rule with the fact on the right-hand side) and *consumed* (if it is both linear and on the left-hand side).

While there is no bound on the number of times a fact can be produced, linear facts model limited resources that can only be consumed as many times as they are produced, and persistent facts model unlimited resources, which (once produced) can be consumed any number of times.

*Fresh* variables, denoted by the prefix “~” (or suffix “:fresh”), indicate freshly generated names. They are suitable for modelling randomly generated values such as keys and thread identifiers. The built-in fact `Fr(·)` can be utilized to generate such names. *Public* variables, identified by the prefix “\$” (or suffix “:pub”), are used to represent publicly known names such as agent identities and group generators. Additionally, *temporal* variables, prefixed with “#”, signify timepoints.

The TAMARIN *builtins* include equational theories for Diffie-Hellman operations, (a)symmetric encryption, digital signatures, and hashing. The theory *natural-numbers* can be used to model monotonic counters. Additionally, TAMARIN supports user-defined function symbols and equational theories. For example, in our model, two ternary function symbols, `wrap` and `unwrap` are defined, along with the equation

$$1 \quad \text{unwrap}(\text{wrap}(\text{msg}, \text{nonce}, \text{key}), \text{nonce}, \text{key}) = \text{msg}$$

which models a symmetric cipher with a nonce as an initialization vector; incrementing the nonce is modelled by using the built-in *natural-numbers* theory.

Consider the following rule (taken from our SEV-SNP model and simplified) that enables an SNP-protected guest to request an attestation report.

```
1 [ StateGvm('RUNNING', $image, ~key, %nonce, ~ptr)
  , In(rd), Fr(~newPtr) ]
2 - [ ReportRequest($image, rd) ] →
3 [ Out(wrap(< 'MSG_REPORT_REQ', rd >, %nonce, key))
  , StateGvm('WAIT', $image, ~key, %nonce, ~newPtr) ]
```

The rule requires that a guest is in the `RUNNING` state before it can be executed: it consumes the linear fact `StateGvm('RUNNING', $image, ~key, %nonce, ~ptr)` from the global state, receives an arbitrary message `rd` (which will be included in the attestation report) from the network using the `In(·)` fact, and generates a new pointer `newPtr` to its updated state using the `Fr(·)` fact.

Subsequently, the guest constructs a plaintext, which is an ordered pair `<'MSG_REPORT_REQ', rd>` comprising the message tag and received data, encrypts it with a symmetric key using a `%nonce` and obtains the ciphertext `wrap(<'MSG_REPORT_REQ', rd>, key, %nonce)`, sends the ciphertext to the network using the `Out(·)` fact, and a new linear fact `StateGvm('WAIT', $image, ~key, %nonce, ~newPtr)` is produced. This fact can now be consumed by a rule wherein the guest receives the attestation report.

TAMARIN assumes a Dolev-Yao adversary who relays all messages between protocol participants. More precisely, the `KU` and `KD` facts represent the adversary knowledge and its ability to receive messages from the network and send messages to the network, respectively, by using `Out(x) → KD(x)` and `KU(x) → In(x)` communication rules (as with all actions, the `K` action is part of the TAMARIN property specification language and can be used to express that the ad-

versary necessarily knows the term it sends to the network). The adversary can try to deconstruct messages it received (constructing any keys needed) in order to gain knowledge of additional terms (e.g. decrypt a ciphertext with the help of the rule  $KD(\text{wrap}(x, y)), KU(y) \vdash \vdash KD(x)$ ) and then switch via  $KD(x) \vdash \vdash KU(x)$  to constructing new messages by applying cryptographic operations on known messages (e.g. applying a hash function can be done with the rule  $KU(x) \vdash \vdash KU(h(x))$ ).

The trace properties of a protocol encoded as a set of multiset-rewriting rules are specified as temporal first-order formulas (*lemmas*) over the rule labels. For example, the following secrecy property states that, for all SNP firmware threads (*fwId*), guest VM contexts (*gvmCtx*), VM Platform Communication Keys (*vmpck*), and timepoints *#i* and *#j*, if a thread with the identifier *fwId* generates *vmpck* and installs it in *gvmCtx* at some timepoint *#i*. and if the adversary knows *vmpck* at *#j*, then it necessarily holds that there exists some timepoint *#k* such that the adversary corrupted *vmpck* at *#k* and *#k* precedes *#j*:

```
1 lemma SecMaVmpckIsSecret:
2    $\forall$  fwId gvmCtx vmpck #i #j.
3     Install('MA', fwId, gvmCtx, vmpck)@i  $\wedge$  KU(vmpck)@j
4      $\Rightarrow \exists$  #k. Corrupt(vmpck)@k  $\wedge$  (#k < #j)
```

TAMARIN proves trace properties by *falsification*. In order to prove that a property is true, TAMARIN tries to find a counterexample execution—an alternating sequence of states and transitions that satisfies the negation of the property in question. If TAMARIN halts the analysis and succeeds, then the resulting execution represents an attack; if TAMARIN halts the analysis and fails, then it provides a proof of the property in the form of a tree. Lastly, TAMARIN may not terminate as verifying security properties is in general undecidable [14]. There are several ways to avoid non-termination and to improve verification time; we customize the ranking of proof goals by writing scripts called (*proof*) *oracles* and use supporting lemmas to prove other lemmas.

Finally, *restrictions* can be used to filter out traces that need not be considered during the security analysis or to enforce certain behavior such as verification of signatures or branching. One such restriction in our model states that every memory pointer can only be read before it is released.

```
1  $\forall$  ptr #i #j. Read(ptr)@i  $\wedge$  Free(ptr)@j  $\Rightarrow$  #i < #j
```

### III. FORMAL MODEL OF AMD SEV-SNP

Our goal is to model and analyze the software interface of AMD SEV-SNP. We aim to capture all of its principal features, including remote attestation, key derivation, page swapping and live migration, while ignoring the low-level details such as the memory encryption and RMP structure. We consider a powerful Dolev-Yao adversary that has full control over the communication network in an idealized cryptography setting. Before we delve into the intricacies of our model, we briefly explain the methodology we use.

We selected TAMARIN PROVER as widely accepted verification tool for security protocols which supports loops, branching and mutable global state. These features are essential to

properly model the behavior of SNP-protected guests, as they can be executed indefinitely, launched with different policies and suspended temporarily due to swapping.

To facilitate development, we use the `m4` general-purpose macro processor. This allows for efficient prototyping (e.g., by disabling certain precomputations) and provides the flexibility to extract multiple variants of the model. Some variants, such as the one obtained with the flag `-DIGNORE_ROOT_MD_ENTRY`, are intentionally not aligned with the specification; we use them *sanity checks*, i.e., to confirm the necessity of certain integrity checks.

Our model is based on the specification *SEV Secure Nested Paging Firmware ABI Specification*, revision 1.55, published in September 2023 [12]. AMD upstreamed SEV-SNP guest Linux support [15] and recently published the source code of the SEV-SNP Genoa firmware on GitHub [11]. In scenarios where the specification was not clear enough, we referred to the available implementations.

Although AMD has published in the SEV-SNP white paper [9] a set of security threats (properties) that it addresses, we do not consider them in our analysis. This is because they account for low-level behavior, such as memory aliasing, rather than the specific manner in which the interface is utilized. Since no security properties are defined in the specification either, we defined our own set of properties.

Although we believe that the formal attacks we have identified are consistent with both the specification and its implementation, we have not yet been able to execute them on actual hardware. This is due to the fact that, as of the time of writing, the SEV-SNP live migration feature is not fully supported in open-source tools like QEMU/KVM.

Our model, complete with proofs and documentation, is available on Gitlab [16].

#### A. Entities

The model can be roughly described in terms of five, somewhat simplified, interacting state machines. In particular, we have:

- a state machine that describes the behavior of the SNP-protected Guest (GVM) as depicted in Figure 2a;
- a state machine that describes the behavior of the Guest Owner (GO) as depicted in Figure 2b;
- a state machine that describes the behavior of the Migration Agent (MA) as depicted in Figure 4;
- state machines that describe the behavior of the SNP Firmware (FW): one that launches GVMs, and one that responds to GVM requests, as depicted in Figure 5 and Figure 6, respectively.

In our model, multiple entities can interact indefinitely, in an arbitrary order, with the SEV-SNP software interface. To support this interaction, we allow an unbounded execution of each *thread*, regardless of the program it executes (i.e., the entity it belongs to). For example, a single MA thread can manage, i.e. be associated with, an unbounded number of GVMs. If a thread is capable of executing multiple tasks, it

```

1 rule ChipCreate[color=colorKDS]:
2   let fwVcek = kdf('VCEK', cek, $fwTcbVersion)
3   fwPubVcek = pk(fwVcek)
4   data = <'VCEK', askId, $chipId, fwPubVcek>
5   cert = <data, sign(data, privAsk)>
6   in
7   [ !LTK('ASK', askId, privAsk), Fr(cek) ]
8   -[ Uniq(<'VCEK', $chipId>)
9     , ChipGenerateCek($chipId, cek)
10    , FwDeriveVcek($chipId, fwVcek) ]→
11   [ !LTK('VCEK', $chipId, fwVcek), CEK($chipId, cek)
12   , Out(cert) ]

```

Fig. 1: Platform initialization

can execute them in any order. For example, a GVM thread can execute any sequence of attestation report and key derivation requests. In some cases, the order in which calls are made may result in substantially different traces as they may update a shared state. For example, if the GVM gets swapped out immediately after it receives a derived key, its encrypted page (state) will contain the key.

### B. Key Distribution Service

The rules `KDSCreateARK` and `KDSCreateASK` model a part of the AMD Key Distribution Service (KDS). This includes the generation of the AMD Root Key, denoted as `privArk`, and the AMD Signing Key, denoted as `privAsk`. Each long-term key (including `privVcek` which is discussed next) is available via the fact `!LTK` and certified by the next key in the hierarchy, except for `privArk`, which represents the root of trust and is self-signed. For the purpose of producing and verifying digital signatures, we employ the built-in message theory signing, which exports function symbols `sign`, `verify`, `pk`, `true`; they are related by the equation `verify(sign(m,sk),m,pk(sk)) = true`.

We publish the certificate of each long-term key to the network using `Out` facts, and make the root certificate available to a guest owner (GO) via `!Cert(...)` fact. Furthermore, we allow the adversary to compromise the KDS and extract the keys using the `RevealARK` and `RevealASK` rules.

### C. Platform

We model the creation, initialization (`SNP_INIT`) and configuration (`SNP_CONFIG`) of the platform by using the `ChipCreate` and `PLCreate` rules. This former rule (Figure 1) binds a firmware to a specific chip, which is denoted by `chipId`: it uses a freshly generated, chip-unique, long-term secret `cek`, the value of a public variable `$fwTcbVersion` (the TCB version of the firmware image) and a key derivation function `kdf` to derive an attestation signing key, `privVcek`. We model side-channel attacks on its confidentiality with the help of the `ExtractCek` rule.

The latter rule creates a pair of associated migration agent images, and bind each to a particular platform.

Note that firmware updates (`DOWNLOAD_FIRMWARE`) are not supported; we represent all of `CurrentTcb`, `ReportedTcb` and `LaunchTcb` by `$fwTcbVersion`, whose value (once initialized) persists throughout the lifetime of a chip, and consequently the lifetime of `privVcek`.

The per-chip uniqueness of `privVcek` is enforced by applying the restriction `Unique`.

```

1 restriction Unique:
2 ∀ x #i #j. Uniq(x)@i ∧ Uniq(x)@j ⇒ #i = #j

```

It requires that the `Uniq` action shown above be injective, so the restriction ensures that every instance of the `PLCreate` rule yields a distinct `$chipId`.

The fact `!LTK('VCEK', ...)` may be used to start any number of FW threads, all running on the same chip; the details will be given in the Initialization subsection.

### D. Measurement

A guest image measurement (digest) is computed by the guest owner prior to image deployment and afterwards by the firmware during guest launch. In the latter case, the firmware constructs the measurement by initializing a load digest via an `SNP_LAUNCH_START` call and subsequently updating it with `SNP_LAUNCH_UPDATE` calls. Each update saves a hash of the `PAGE_INFO` structure, which transitively binds the contents of each individual page to the digest.

When `SNP_LAUNCH_FINISH` is called, assuming that `ID_BLOCK_EN` is set, the firmware checks whether the computed measurement matches the one specified by the guest owner; if it does not, the firmware refuses to launch a guest and returns `BAD_MEASUREMENT`.

Note the dual nature of a guest image as both a program, which is intended to be executed on a virtual machine, and data that can be measured. In order for us to directly model both the dynamic and static nature of the image, the modelling language would need to support metaprogramming features that would allow us to treat programs as data. To the best of our knowledge, none of the current security protocol verification tools offers such support.

We employ the following approach: to model an image as data, we use a public variable `$image`, and constants `'5XPYKIAFS060'` and `'3A9B8C7D1E2F'` to represent specific images assigned to a guest (GVM) and a migration agent (MA), respectively. To model an image as a program, we use a set of multiset-rewriting rules and prefix each rule belonging to the respective images with `GVM` and `MA`. By doing so we assign a predefined load digest to each image we consider (e.g., `h(<'VM_IMAGE', '5XPYKIAFS060' >)`).

Whenever a FW launches a GVM or MA, the behavior of the launched virtual machine is governed by a set of multiset-rewriting rules which is fixed in advance. While tampering with the images is not supported, we allow the adversary to compromise the secrets contained in certain images.

### E. Initialization

Upon startup and before initiating any primary guest launch, FW spawns a Migration Agent (MA) background thread capable of managing guests associated with it. The MA thread should be able to migrate only those guests associated with it during launch, where the association with a particular guest depends on the migration policy of that guest. However, because it is constantly running in the background, the MA

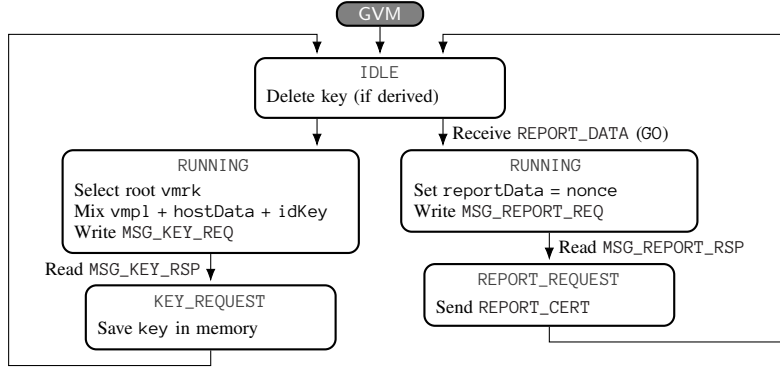


Fig. 2a: SNP-protected Guest State Machine

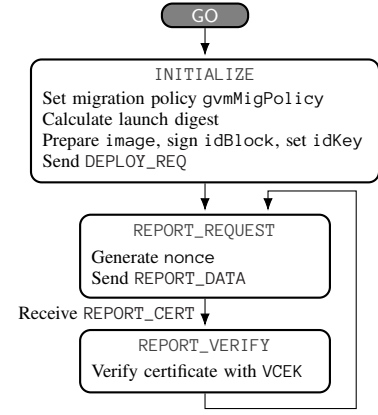


Fig. 2b: Guest Owner State Machine

thread may attempt to initiate migration of any guest at any time and potentially violate attestation report integrity if the guest migration policy is not properly enforced. We prove that such violations are not possible in our model (AttReportIntegrityMd).

By allowing a single MA thread to concurrently manage multiple guests, we address scenarios where the adversary may replay the MA thread messages to multiple guests associated with the thread. For instance, the adversary might be able to reuse the MSG\_VMRK\_REQ message and install the same Virtual Machine Root Key (vmrk) in more than one guest context, thus making each of the guests later derive the same key rooted in vmrk; protecting against such behavior is important because the derived key may be used e.g. for key sealing. We prove that the described behavior is not possible in our model (FreshKeyDerFromFwVmrkIsGvmUnique).

The FwLaunchMa rule, as shown in Figure 3, is an abstraction of all the SNP\_LAUNCH commands. It models the launch of an MA thread by FW. The MA thread context maCtx is initialized with several fresh values: a firmware thread identifier fwId, which uniquely identifies a FW thread; an attestation report identifier reportId, which binds an attestation report to a specific guest instance; a secret Virtual Machine Platform Communication Key vmprck and the corresponding message counter nonce, which are used to establish a secure communication channel between GVM and FW; and a pointer maStPtr to maCtx which is freshly generated upon each maCtx update.

The rule produces the state facts that establish a secure communication channel between FW and MA. More precisely, the persistent fact !StateFwMa(...) represents the part of the FW thread state relevant to launching guests and enforcing migration policies. It contains the MA thread context maCtx, which is read and updated during execution (e.g., to increment the message counter). Both that fact and the linear fact StateMa(...) include a state name (e.g., 'IDLE') as a parameter that is updated as the state machine is executed (cf. Figure 4). The rule also outputs a VMPCCK(...) fact, which enables the adversary to corrupt and extract the communication key.

#### F. Guest Launch

A simplified guest launch procedure is depicted in Figure 5. An SNP-protected guest (GVM) is launched using

```

1 rule FwLaunchMa:
2 let
3   nonce = %1
4   ma = <image, ~maId>
5   image = '3A9B8C7D1E2F'
6   ld = h(<'MA_IMAGE', image>)
7   maCtx = <ld, ~vmprck, %nonce, ~reportId, assocPl ...>
8   ...
9 in
10 [ Platform(plNum, chipId, fwVcek, ma, assocPl)
11   , Fr(~vmprck), Fr(~reportId), Fr(~fwId), Fr(~maStPtr) ]
12 -[...]→
13 [ !StateFwMa('RUNNING', ~maStPtr, maCtx,...)
14   , StateMa(~fwId, 'IDLE', ~vmprck, nonce, maId,...)
15   , VMPCCK(~fwId, ~maId, ~vmprck)... ]

```

Fig. 3: Migration Agent initialization and launch

the sequence of rules FwProvisionGvm, FwAssociateGvmMa and FwLaunchGvmAssocMa, or the sequence of rules FwProvisionGvm and FwLaunchGvmNoAssocMa, depending on whether migration is allowed or not (gvmMigPolicy). The launch procedure has similarities to that of MA; here we only emphasize the differences.

FW reads an image (\$image), an ID Block (idBlock), and an ID Authentication Information Structure (idAuth) from the guest owner (GO) using the FwProvisionGvm rule. An idBlock includes the migration policy (gvmMigPolicy) for the guest. An idAuth pair consists of an ID block signature (idBlockSig) and the public part of a GO-provided identity key (pubIdk), which is used to produce the signature. The FW validates the launch digest (as described in Section III-D) and ensures signature verification using the Eq(...) action fact and Equality restriction.

```

1 restriction Equality:
2 ∀ x y #i. Eq(x, y)@i ⇒ x = y

```

The FW installs in a guest context gvmCtx several (fresh) values, including: an Offline Encryption Key oek, which is used to encrypt contents of guest pages that have been swapped-out; a Virtual Machine Root Key vmrk, which the derived keys may be rooted in; a pointer gvmStPtr to a guest state which is freshly generated for each guest state machine transition; a platform-launch identifier pid which persists throughout the lifetime of a guest on a particular platform; and a session identifier sid

which is freshly generated upon each guest swap. Additionally, we use the variable `gvmIsMig` as a flag to indicate whether the guest has been migrated or not, and the variable `authTag` to store the authentication tag of the swapped-out guest state.

The specification mandates that the firmware rejects the pages donated by a hypervisor via an `SNP_GCTX_CREATE` call if they are not in the `Firmware` state. Given that a single MA thread may manage multiple GVMs concurrently, each MA message includes a guest context address to distinguish individual guests, as can be seen in the Figure 4. We link a guest context with an address `$gctxAddr` and ensure that it is not already assigned on the platform (`chipId`) by applying the `Unique` restriction; otherwise, the adversary can replay the `MSG_VMRK_REQ` guest message, prompting FW to install the same `vmrk` in multiple contexts.

The produced state facts `StateGvm(...)` and `StateFwGvm(...)` allow GVM to request remote attestation and key derivation services via a secure communication channel, and FW to provide these services (note that FW uses two separate state facts for execution: `StateFwGvm(...)` and `!StateFwMa(...)`). The two states are bound by FW, who simply installs the `reportId` of MA into the guest context as `maReportId`. Whenever FW receives a request from MA to manage a guest, FW checks whether the `reportId` in the MA context matches the `maReportId` in the GVM context and refuses to service the request otherwise. The check is performed by the rule `FwLaunchGvmAssocMa`, wherein FW receives the `vmrk` request from the MA and finalizes the guest launch procedure.

### G. Guest messages

SNP-protected guests can utilize the `SNP_GUEST_REQUEST` command to securely communicate with the AMD-SP firmware. All exchanged messages are tagged, encrypted and integrity-protected using AES-256-GCM with the Virtual Machine Platform Communication Key (`vmppck`) that is injected into guest pages through the `SNP_LAUNCH_UPDATE` call. Guests, whether primary or migration agents, employ messages for tasks like obtaining attestation reports, deriving keys, and managing migration.

We use the built-in `natural-numbers` theory in TAMARIN to represent nonces. The theory features the constant `1:nat` and an associative-commutative union operator `+`, which suffice to model nonces via monotonically increasing counters.

GVM and MA each maintain their own message counter (`msgCount`), while FW maintains two separate message counters—one for GVM and MA each. They are initialized to `1:nat` and incremented upon each successful message receipt (as in, e.g., `FwLaunchGvmAssocMa`).

### H. Guest Context

FW threads use `!StateFwMa(...)` state facts to store contexts of MA threads for the purpose of guest management. In addition, each FW thread may spawn any number of `StateFwGvm(...)` state facts used to store the contexts of GVM threads, which enables the provision of services to guests.

Note that we represent each guest management state by a persistent fact; otherwise, if we use a linear fact, then in a rule

which involves reading the state, such as `FwProvisionGvm`, the same fact must appear on both sides of the rule (if the rule needed to update the state instead, the fact on the right-hand side would contain the updated values). This results in non-termination when inductively proving some true statements, such as `SupNoKeyNonceReuseMA`, where TAMARIN perpetually loops over the `FwProvisionGvm` rule in an unsuccessful effort to apply the induction hypothesis.

However, using a persistent fact makes it harder to update guest management states (although a new version of the fact can be added to the global state, the old version can never be removed). Updates are required, for example, to increment a message counter when FW services the `MSG_VMRK_REQ` request via the `FwLaunchGvmAssocMa` rule. We can fortunately employ a trick used for this purpose by Cremers et al. [17]: we generate a fresh value that serves as a pointer to the persistent fact, i.e. the memory represented by the fact, which can then be read via `Read(...)` actions and released via `Free(...)` actions. We can then simply allocate new memory by generating a new persistent fact and a fresh pointer to it.

To ensure that memory is always read before it is released and that it cannot be released more than once, we use the respective two restrictions.

```

1 restriction FreedMemoryCannotBeRead:
2  $\forall \text{ptr } \#i \ \#j. \text{Read}(\text{ptr})@i \wedge \text{Free}(\text{ptr})@j \Rightarrow \#i < \#j$ 
3
4 restriction MemoryCanBeFreedOnlyOnce:
5  $\forall \text{ptr } \#i \ \#j. \text{Free}(\text{ptr})@i \wedge \text{Free}(\text{ptr})@j \Rightarrow \#i = \#j$ 

```

### I. Remote Attestation

Each GVM may send any number of attestation report requests (`MSG_REPORT_REQ` messages) to FW via the `GVMRequestsReport` rule, regardless of whether the guest is migrated or not. Each request includes the `reportData` field—an arbitrary value provided by the GVM and uninterpreted by the FW. The GO utilizes it to ensure attestation report freshness. This is shown in Figure 2a and Figure 2b.

While the specification accommodates guests with an option to select either `VCEK` or `VLEK` as a report signing key, we only ever use `VCEK` for that purpose (i.e., `privVcek` in the model).

FW assembles an attestation report, as illustrated in Figure 6, by utilizing the `FWGeneratesReport` rule. The report comprises various information from the guest context including a chip identifier (`chipId`), a migration policy (`gvmMigPolicy`), and a report identifier (`reportId`). An attestation report is always signed with `privVcek` and forwarded by GVM to the public network, where it is available for inspection by GO.

### J. Key Derivation

GVM may also ask FW to derive and provide a key by sending the `MSG_KEY_REQ` guest message, as depicted in Figure 2a, using the `GVMRequestsKey` rule. The keys are derived by applying the ternary function symbol `kdf` to a root key and additional data. This is also shown in Figure 6.

The root key is the `vmrk` of MA or FW, depending on whether GVM is associated with MA or not.



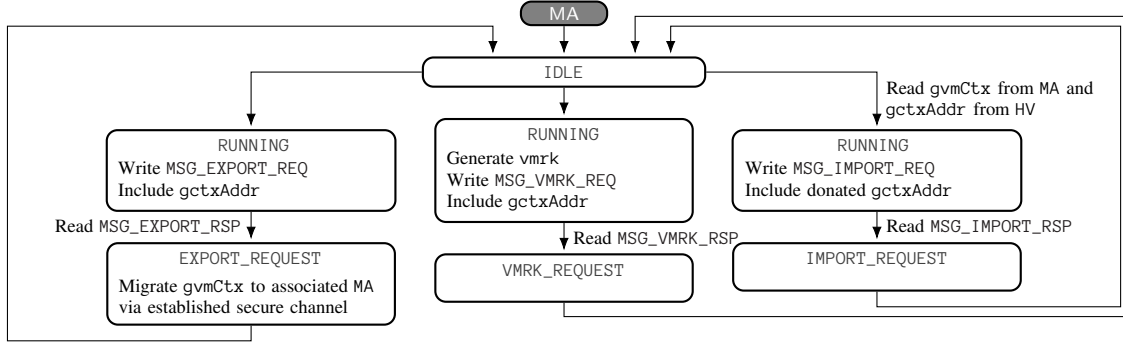


Fig. 4: Migration Agent State Machine

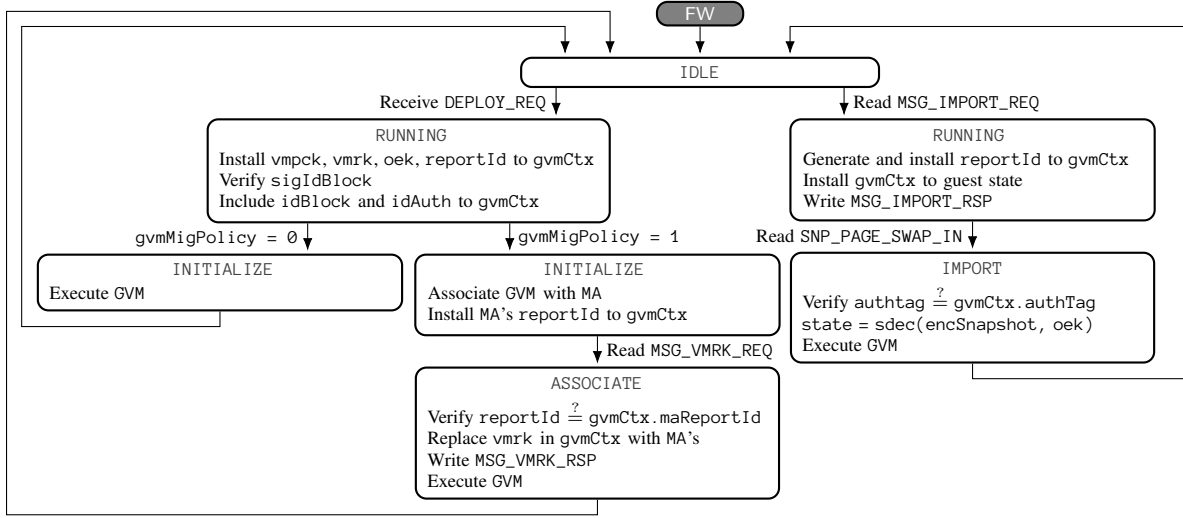


Fig. 5: AMD Security Processor Firmware State Machine (guest launch)

The acquired key is deleted by GVM before the subsequent request. However, the adversary can gain knowledge of the  $oek$ -encrypted key if it swaps out GVM while it is still in the IDLE state. In fact, the confidentiality of a derived key depends on the confidentiality of five different keys as we will see later.

#### K. Page Swap

The model incorporates a swapping mechanism where an adversary may use `SNP_PAGE_SWAP_OUT` and `SNP_PAGE_SWAP_IN` commands to swap out and swap in GVM any number of times. The corresponding state machine is visualized in Figure 6. We do not explicitly model memory pages of guests or VM Encryption Keys ( $VEK$ ) used to encrypt them. Instead, we represent GVM memory through `StateGvm(...)` state facts, and we model decryption and encryption with  $VEK$  through the consumption and production of the `StateGvm(...)` state facts. FW utilizes four rules `FwSwapOutGvm(BM)` and `FwSwapInGvm(BM)` to swap out and swap in GVM; employing two almost identical pairs of rules for each purpose (BM stands for Before Migration) facilitates our modelling of the migration procedure.

We abstract away from the details of stream cipher encryption with the  $oek$ . Instead, we use the built-in theory `symmetric-encryption` which defines two binary function symbols `senc` and `sdec` related by the equation  $sdec(senc(m, k), k) = m$ . Moreover, we introduce an irreducible

binary function symbol `mac` for the purpose of producing authentication tags.

During the swap-out process, FW encrypts the contents of the GVM state with  $oek$  to obtain the encrypted snapshot (`gvmEncSnapshot`) of guest's memory, which it subsequently uses to calculate the authentication tag `authTag`. While both `gvmEncSnapshot` and `authTag` are then transmitted over the network, `authTag` is saved in the GVM context. Additionally, `StateGvm(...)` and `StateFwGvm(...)` state facts are parameterized with a fresh session identifier `~sid` to facilitate backward search.

Conversely, during the swap-in process, FW first receives `gvmEncSnapshot` and `authTag` from the network. It then decrypts the GVM state contents with  $oek$  and verifies `authTag` by comparing it against the saved one using the `Equality` restriction. If the check succeeds, the GVM thread may continue its execution afterwards. We can demonstrate (as described in Section IV-A) that ignoring this check leads to a rollback attack where the same key and nonce get reused.

For termination reasons, we prohibit the FW from swapping out the same GVM state more than once. Each GVM transition generates a fresh pointer, denoted as `gvmStPtr`, which uniquely identifies a particular state. To ensure that the state is swapped out at most once, we enforce the following restriction:



```

1 restriction MemoryCanBeSwappedOnlyOnce:
2    $\forall k1\ k2\ guest1\ guest2\ state1\ state2\ pointer\ \#i\ \#j.$ 
3      $Swap(k1, guest1, state1, pointer)@i \wedge$ 
4      $Swap(k2, guest2, state2, pointer)@j \Rightarrow \#i = \#j$ 

```

We do not consider this to be a limitation since, in our model, the adversary gains no advantage by obtaining the same ciphertext multiple times.

For performance reasons, we also prohibit swapping out GVM while it is in the `RUNNING` state by employing the following restriction:

```

1 restriction GuestStateDuringASwap:
2    $\forall kind\ guest\ state\ pointer\ \#i.$ 
3      $Swap(kind, guest, state, pointer)@i \Rightarrow state = 'IDLE'$ 
4      $\vee state = 'KEY\_REQ' \vee state = 'REPORT\_REQ'$ 

```

We also do not regard this as a limitation since a GVM `IDLE` state, which may be swapped out, differs from a `RUNNING` state only in the deletion of a derived key (modelled by replacing the key with the `kdf('NULL', 'NULL', 'NULL')` fact).

#### L. Live Migration

SEV-SNP offers several methods for migrating SNP-protected guests, depending on whether the assistance of a migration agent or a guest is utilized. In our model, we permit at most two migrations and do not consider guest-assisted migration.

The MA state machine is depicted in Figure 4. The MA thread is tasked with providing a `vmrk` during the launch and migrating guests to other platforms. Each migratable GVM, as indicated by the `gvmMigPolicy` flag, is assigned to a single MA on a particular platform. Conversely, a single MA thread can manage an arbitrary number of primary guests. MA itself is not migratable.

As mandated by the specification, GVM is swapped out prior to migration using the `FwSwapOutGvmBM` rule. Migration is then initiated by MA, which sends the `MSG_EXPORT_REQ` guest message to FW. Upon receipt of the message via the `FwExportGvm` rule, the FW verifies whether the MA thread is assigned to the specific guest by comparing `reportId` in the context of the MA thread with `maReportId` in the context of GVM. Assuming they are equal, FW responds by transmitting the guest context via `MSG_EXPORT_RSP` guest message. The exported context encompasses all GVM data except for `maReportId`, which will be replaced with the `reportId` value of MA on the destination machine.

The specification indicates that the context is sent to a migration agent on the destination machine through a secure channel. However, unlike in previous SEV instances, the specific mechanism by which this transmission is achieved is outside the scope of the specification.

In our model, we assume that each MA thread on the source machine (source MA), denoted by `maId`, is capable of establishing a secure communication channel with an MA thread on the destination machine (target MA). This communication channel is modeled via two rules, `ComChannelOut` and `ComChannelIn`.

Upon receiving the GVM context from the source MA, the target MA initiates the import procedure by sending the `MSG_IMPORT_REQ` guest message to the target FW. Subsequently,

the FW utilizes the `FwImportGvm` rule to add the guest context to the `StateFwGvm(...)` state fact and update it with a freshly generated `reportId`. Additionally, the FW establishes the association between MA and GVM by incorporating the `reportId` value of the MA into the guest context as `maReportId`. Following this, GVM is swapped in using the `FwSwapInGvmAM` rule and launched afterward.

#### M. Secure Channel

Migration agents employ `ComChannelOut` and `ComChannelIn` rules, illustrated in Figure 7, to enable the secure transfer of guest contexts between platforms. This process involves using `ComChan__(...)` state facts to link `OutChan(...)` and `InChan(...)` state facts, for the purpose of sending and receiving a guest context. This use of state facts ensures that the adversary can neither modify nor learn messages that are sent over the channel. Furthermore, the use of linear facts ensures that the messages sent cannot be replayed at a later point in time.

The `-DENABLE_REPLAY_OVER_COMM` flag selects a model variant that permits message replay over the channel. In this model, a persistent fact `!ComChan__(...)` is used instead of a linear fact `ComChan__(...)`. We demonstrate how the adversary may exploit this to its advantage and compromise `vmvck` by utilizing the `ExeAttackReplayOverCommChan` executable lemma.

#### N. Adversarial Model

In accordance with the AMD SEV-SNP threat model, we assume that the adversary has control over a hypervisor and a cloud provider and is able to launch an arbitrary number of SNP-protected VMs, issue ABI commands in any order, spy on the communication outputs, and tamper with the communication inputs. Moreover, the adversary may corrupt both the SNP firmware and guests, and extract keys from repeated keystreams. The Dolev-Yao adversary of TAMARIN has most of these functionalities built in by default; we only had to manually enable the last two behaviors.

We introduce various `Extract` (such as the one in Figure 8) and `Reveal` rules that disclose, respectively, secrets generated during launch and long-term keys to the adversary. For instance, the adversary may use the `ExtractVmpck` rule to corrupt either GVM or MA and extract `vmvck`.

We allow the compromise of any key generated during launch, excluding a specific finite set of keys bound to a particular thread identifier (e.g., `gvmId`). Due to the swapping and migration mechanisms, the confidentiality of a given key may rely on that of other keys, thereby introducing additional potential attack vectors.

Similarly, the adversary may employ the `ExtractCek` rule to extract `cek` from FW, which it might be able to do in practice by using side-channel attacks. It can also reveal the AMD Root Key `privArk` and the AMD Signing Key `privAsk`.

The Galois/Counter mode stream cipher is extensively utilized within AMD SEV-SNP. However, considering the fact that the guest state may be swapped and the guest context migrated, it is not clear whether this cipher is always correctly employed. We allow the adversary to recover the plaintext

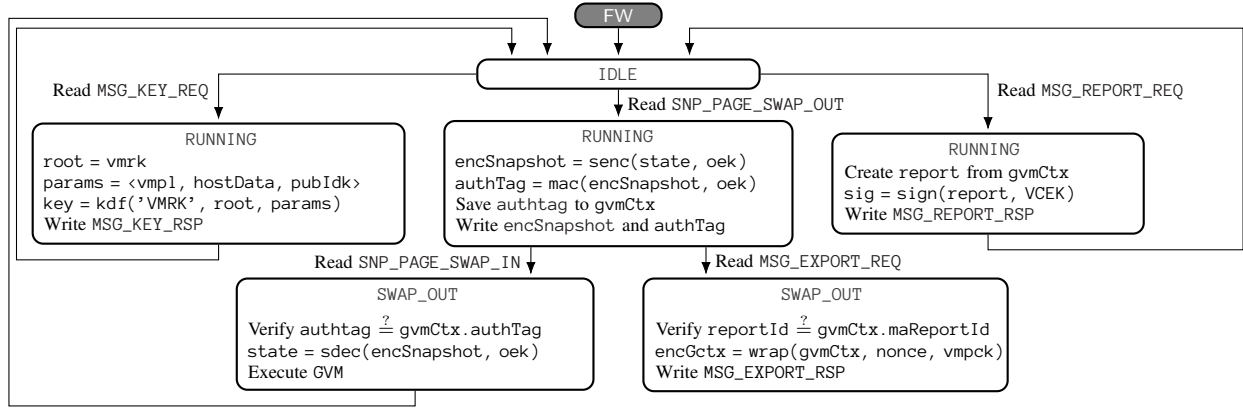


Fig. 6: AMD Security Processor Firmware State Machine (guest management)

```

1 rule ComChannelOut:
2   [ OutChan(~A, ~B, m) ]
3   -[ ComChanOut(~A, ~B, m) ] ->
4   [ ComChan__(~A, ~B, m) ]

1 rule ComChannelIn:
2   [ ComChan__(~A, ~B, m) ]
3   -[ ComChanIn(~A, ~B, m) ] ->
4   [ InChan(~A, ~B, m) ]

```

Fig. 7: Secure communication channel establishment

```

1 rule ExtractVmpck:
2   [ VMPCK(fwId, gvmId, key) ]
3   -[ CorruptVmpck(key), ... ] ->
4   [ Out(key) ]

```

Fig. 8: VM Platform Communication Key compromise

from one of two distinct guest messages, both encrypted with the same key and the same nonce.

Note that we exclusively model the stream cipher for guest messages, even though it is also employed for guest pages in SEV-SNP.

#### O. Summary

Our model includes 43 rewrite rules specified in 1,100 lines of code (LoC) without comments. It has several constraints:

- two migrations per guest are permitted;
- the stream cipher is only employed for guest messages;
- firmware updates are not supported;
- key derivation always utilizes the VM Root Key;
- we do not model the Versioned Loaded Endorsement Key.

```

1 rule MsgRevealFromKeyNonceReuse:
2   let encM1 = wrap(m1, nonce, key)
3   encM2 = wrap(m2, nonce, key)
4   in
5   [ In(< encM1, encM2 >) ]
6   -[ Neq(m1, m2)
7     , ReuseNonceKey(nonce, key) ] ->
8   [ Out(m1) ]

```

Fig. 9: Extracting messages from repeated keystreams

## IV. ANALYSIS

We classify the specified properties, also referred to as lemmas, into seven distinct groups: *source*, *executability*, *supporting*, *secrecy*, *authentication*, *attestation*, and *freshness* lemmas. The corresponding counts of lemmas and the analysis time for each group are outlined in Table I.

### A. Executability Lemmas

Executability lemmas claim the existence of traces of a particular form and are identified with the “exists-trace” keyword. The use of this keyword instructs TAMARIN to mark the lemma as true if there exists at least one execution which satisfies the underlying formula. This search for a particular trace is in contrast with the security lemmas, which must hold for all possible executions.

We use executability lemmas in two ways. First, we establish the functional correctness of our model by verifying them. Namely, these lemmas encompass a range of potential behaviors within the model. For instance, the `ExeMAManagesTwoGVMS` lemma specifies that a single MA thread can be associated with two GVMS. In each such lemma we limit the number of rule instances and prohibit any key compromise to reduce search time.

Second, we prove the existence of attacks in seemingly vulnerable model variants. The rationale behind this is to verify whether certain checks and assumptions are indeed necessary for security properties to hold. Specifically, we employ the `m4` flags `-DIGNORE_ROOT_MD_ENTRY` and `-DENABLE_REPLAY_OVER_COMM`, respectively, to disable `authTag` verification during swap in and to enable replaying messages via `CommChan` rules. Both lead to attacks where the same key and nonce get reused. We leverage the `ExeAttack` lemmas, such as `ExeAttackSwapInRollbackBM`, to demonstrate this.

### B. Supporting Lemmas

Due to the complexity of our model, including loops which tend to make unbounded verification challenging, proving most of the security properties directly is not feasible. Therefore, we employ supporting lemmas to

- provide entry points for loops;

- enforce termination;
- improve verification time.

We allow loops to execute an unbounded number of times; this models for instance the perpetual servicing of GVM requests by FW and may lead to non-termination of backward search. We can remedy this by proving that each loop has an entry point, and we do so through inductive reasoning. See for instance the supporting lemma `SupFWInitializesGCTX`.

We also leverage supporting lemmas to prove other supporting and secrecy lemmas. For instance, we may prove certain invariants that hold for every loop iteration. An example of such a property is the lemma `SupGVMMessageCounterMustBeEven`, which states that the GVM message counter always has an even value. We utilize proof oracles to guide the TAMARIN proof procedure in a direction where such lemmas can be applied.

Most of the supporting lemmas are used to prove the following lemma which states that honest agents will never reuse a nonce with the same encryption key (i.e., `vmprk`):

```
1 lemma SupNoMsgRevealFromNonceReuse:
2   ∀ nonce key #i. ReuseNonceKey(nonce, key)@i
3   ⇒ ∃ #j. KU(key)@j ∧ #j < #i
```

The difficulty arises as TAMARIN considers all possible traces wherein two distinct messages are encrypted with the same `vmprk` using the same nonce. Moreover, the ability to swap a guest any number of times further complicates matters. The `SupNoMsgRevealFromNonceReuse` lemma is necessary to prove most of the secrecy lemmas.

The fresh variable `pid` is used to enforce that `StateFwGvm` and `StateGvm` fact symbols have *injective instances* [18]. Our analysis relies on the capability of TAMARIN to underapproximate a set of such symbols. For instance, the following lemma can be proven only if we assume that `StateGvm` has injective instances:

```
1 lemma SupNoGVMHandlingAfterSwapOut:
2   ¬ (∃ pid #i #j #k ...
3     FwActivateGuest(pid)@i
4     ∧ FwDeactivateGuest(pid, ...)@j
5     ∧ FwHandleGvm(..., pid, ...)@k
6     ∧ (#i < #j)
7     ∧ (#j < #k))
```

This lemma states that no guest request handling is possible after the guest has been swapped out, prior to export. Most of the subsequent supporting lemmas, including the previously mentioned `SupNoMsgRevealFromNonceReuse`, depend on this property.

### C. Secrecy Lemmas

We verify the perfect forward secrecy of each key that we use within the model, including long-term, generated, and derived keys. In all security properties, we permit the adversary to corrupt dishonest agents, and to take advantage of key and nonce reuse of any agent.

We specify security properties depending on whether the guest is migratable or not. This approach enables us to verify certain properties in the presence of a more powerful adversary. For instance, when analyzing the secrecy of `oek`, we consider two lemmas: `SecGvmOekIsSecret` and

`SecGvmOekIsSecretMd`. These lemmas correspond to scenarios where the association with an MA is allowed or disallowed, respectively. The lemmas differ in that the latter allows the adversary to corrupt even the MA thread that is running in the background on the same platform.

Key secrecy is usually contingent on several other keys. Take, for instance, Lemma 1a, which specifies the secrecy of the key derived from the `vmrk` of MA. With this property, we consider the scenario wherein the `vmrk` is generated by the MA thread `maId` and installed by the FW thread `fwId` within the context of the GVM thread `gvmId`. If we assume that the adversary knows the key derived from `vmrk`, then it must necessarily be the case that either `vmrk`, `vmprk` or `oek` of `gvmId` is corrupted, or one of the associated MAs is corrupted.

Here, the secrecy of the key critically depends on the secrecy of five other keys. To illustrate this, consider the various way in which key could potentially be compromised.

First, if the adversary corrupts the `vmrk`, it can clearly construct the key independently. Second, the adversary can obtain the key by compromising the `vmprk` of the GVM thread and decrypting the guest message `MSG_KEY_RSP`. Third, the adversary can swap out the state of the GVM thread and acquire either the `vmprk` or key directly (assuming it has not been deleted and the adversary possesses the corresponding `oek`). Finally, corrupting the MA thread on either the source or destination platform lets the adversary obtain `vmrk` from a `MSG_EXPORT_REQ` or `MSG_IMPORT_REQ` guest message, respectively.

Note that most of the specified secrecy properties can additionally be viewed as supporting lemmas, because they facilitate the verification of authentication, attestation, freshness, and other secrecy lemmas.

### D. Authentication Lemmas

We utilize authentication lemmas to verify whether the firmware and guest, with the latter being either GVM or MA, agree on the messages exchanged. Specifically, we are interested in whether the messages received by the guest, running on a particular platform, indeed originate from the firmware on that same platform, and vice-versa.

Take for instance Lemma 1b, which specifies agreement on the guest message `MSG_REPORT_REQ`. It considers a GVM thread with the thread identifier `gvmId`, launched by a FW thread with the thread identifier `fwId`, under a policy that permits migration. Here, we want to verify whether the attestation report request the FW obtains was indeed issued by the GVM after launch, assuming both honest agents are uncompromised.

### E. Attestation Lemmas

The attestation lemmas specify authenticity and integrity properties of attestation reports. Both kinds of property consider the scenario where GO verifies an attestation report using the signing key that apparently belongs to a particular chip. The authenticity properties then affirm the existence of a FW thread, operating on that chip, which previously generated the same report. In contrast, the integrity properties are concerned with the state of the guest bound to that report, asserting that the guest is indeed running on the designated platform, with

```

1 lemma SecKeyDerFromMaVmrkIsSecret:
2   ∀ gctxAddr gvmId key info params fwId vmpck maId1 maId2
3     vmrk #i #j #k #l.
4     AssociateMigrationAgent(maId1, maId2)@i
5   ∧ MaGenerateVmrk(maId, fwId, gctxAddr, vmrk)@j
6   ∧ FwInstallMaVmrk(fwId, vmpck, maId, gvmId,
7     gctxAddr, vmrk)@k
8   ∧ key = kdf(info, vmrk, params)
9   ∧ KU(key)@l
10 ⇒ ( ∃ #m. (#m < #l) ∧ CorruptVmrk(vmrk)@m )
11   ∨ ( ∃ #m. (#m < #l) ∧ CorruptVmpck(vmpck)@m )
12   ∨ ( ∃ #m. (#m < #l) ∧ CorruptImageOek(gvmId)@m )
13   ∨ ( ∃ #m. (#m < #l) ∧ CorruptImageVmpck(maId1)@m )
14   ∨ ( ∃ #m. (#m < #l) ∧ CorruptImageVmpck(maId2)@m )

```

Lemma 1a: Secrecy of a vmrk-derived key

```

1 lemma AuthFwGvmAgreeMsgAttest:
2   ∀ isMig gvmId chipId fwId vmpck
3     maId1 maId2 msg #i #j #k.
4     AssociateMigrationAgent(maId1, maId2)@i
5   ∧ FwAssociateMaGvm(gvmId, maId1)@j
6   ∧ FwReceiveGvmRequest('FW_GENERATE_REPORT', isMig,
7     chipId, fwId, gvmId, vmpck, msg)@k
8   ⇒ ( ∃ #l. (#l < #k)
9     ∧ GvmIssueRequest('GVM_REPORT_REQUEST', isMig,
10       gvmId, chipId, fwId, msg)@l )
11   ∨ ( ∃ #l. (#l < #k) ∧ CorruptVmpck(vmpck)@l )
12   ∨ ( ∃ #l. (#l < #k) ∧ CorruptImageOek(gvmId)@l )
13   ∨ ( ∃ #l. (#l < #k) ∧ CorruptImageVmpck(maId1)@l )
14   ∨ ( ∃ #l. (#l < #k) ∧ CorruptImageVmpck(maId2)@l )

```

Lemma 1b: Agreement on the MSG\_REPORT\_REQ guest message

the correct policy and configuration. Lemma 2 is an example of such a property.

### F. Freshness Lemmas

The freshness lemmas comprise several *uniqueness* lemmas. In particular, these lemmas allow us to determine whether two separate GVM threads can acquire the same derived key, whether GO can verify outdated certificates, or if the launch procedure can be manipulated to enforce FW to install the same vmrk into multiple guests.

As we mentioned previously, guests have the option, via MSG\_KEY\_REQ, to choose the root key—VCEK, VLEK, or vmrk—and provide additional data for key derivation. Opting for vmrk as the root key should ensure that each guest instance will obtain a different key; see lemma FreshKeyDerFromFwVmrkIsGvmUnique. We note here, however, that it is not possible for a guest to provide a random sequence of bytes to be included in SEV-SNP key derivation (so unlike in Intel SGX, key wear-out protection is not supported).

## V. RESULTS AND DISCUSSION

We analyzed a total of 114 properties, including 42 security properties. The summary of the results is presented in Table I. All but five security properties were successfully verified.

The analysis of the model was conducted using Debian 11, running on an AMD EPYC 7713 processor, equipped with 16 cores and 32 threads, with a 2.0GHz base clock. The system was complemented by 256GB of memory. We employed TAMARIN version 1.10.0 (commit hash `cb62c305`) for the analysis.

All of the specified properties were automatically analyzed in about 6 hours, as detailed in Table I. In this section, we discuss the results in detail, including the potential impact and mitigations for the discovered weaknesses. These findings were disclosed to AMD.

### A. Positive Results

On a positive note, all secrecy and freshness properties, and the majority of authentication and attestation properties, have been successfully proven. Hence, our results show that the SEV-SNP software interface does indeed provide almost all the

```

1 lemma AttReportStrongIntegrity:
2   ∀ gold goImage privIdk report image policy reportData
3     ld digestIdk pubIdk reportId maReportId chipId fwId
4     hostData maId1 maId2 vmpck imageId gvmId fwLaunchTcb
5     fwCurrentTcb askId arkId ltk #i #j #k #l.
6     AssociateMigrationAgent(maId1, maId2)@i
7   ∧ FwInstallVmpck('GVM', fwId, gvmId, vmpck)@j
8   ∧ FwAssociateMaGvm(gvmId, maId1)@o
9   ∧ FwBindReportIdGvm(vmpck, reportId)@p
10  ∧ GoReportVerify(goImage, goId, privIdk, report, ltk)@l
11  ∧ ltk = <arkId, askId>
12  ∧ report = <imageId, policy, reportData, ld,
13    digestIdk, reportId, maReportId, chipId, gvmId,
14    fwLaunchTcb, fwCurrentTcb>
15  ∧ policy = 'ENABLE_MIGRATION'
16  ∧ digestIdk = h(<'ID_KEY', pubIdk>)
17  ∧ pubIdk = pk(privIdk)
18  ∧ ld = h(<'VM_IMAGE', image >)
19  ⇒ ∃ isMig vmpck gvmId gvmMsgCount #m.
20    (#m < #l)
21    ∧ GvmReportReq(chipId, fwId, imageId, gvmId, vmpck,
22      gvmMsgCount:nat, reportData, isMig)@m
23  ∨ ( ∃ #m. (#m < #l) ∧ CorruptLtk('ARK', arkId)@m )
24  ∨ ( ∃ #m. (#m < #l) ∧ CorruptLtk('ASK', askId)@m )
25  ∨ ( ∃ #m. (#m < #l) ∧ CorruptLtk('CEK', chipId)@m )
26  ∨ ( ∃ #m. (#m < #l) ∧ CorruptVmpck(vmpck)@m )
27  ∨ ( ∃ #m. (#m < #l) ∧ CorruptImageOek(gvmId)@m )
28  ∨ ( ∃ #m. (#m < #l) ∧ CorruptImageVmpck(maId1)@m )
29  ∨ ( ∃ #m. (#m < #l) ∧ CorruptImageVmpck(maId2)@m )

```

Lemma 2: Strong integrity of attestation report

desired security guarantees, while exhibiting some potential drawbacks discussed in the following subsections.

The positive results hold in a very general setting with an unbounded number of platforms, VMs, guest owners and sessions. Furthermore, they hold assuming an adversary capable of corrupting arbitrary agents. The verification was enabled by supporting lemmas and proof strategies based on the oracle rankings. Both of them were utilized to either enforce termination or decrease verification time. Finally, many security properties were specified in a very granular manner, which was instrumental in proving other security properties.

A substantial amount of work went into proving the lemma FreshNoMsgRevealFromNonceReuse; the majority of the supporting lemmas were specifically leveraged for this purpose. This is mainly because we allow the GVM state to be swapped out and swapped in an unbounded number of times. Consequently, we had to prove that the FW and GVM message

PROPERTIES	DESCRIPTION	#	LEMMA	MODEL	STEPS	RUNTIME (MIN)	#LOC
<b>Source</b>	Mitigating partial deconstructions.	1	Types	✓	938	1	40
<b>Executability</b>	Functional correctness.	13	Exe*	✓	-	18	1360
<b>Supporting</b>	Enforce termination and improve verification time	58	Sup*	✓	-	304	2600
<b>Secrecy</b>	Secrecy of long-term keys and session keys. For example, the secrecy of guest VMPCK, with the migration-enabled (MA_EN=1) policy (SecGvmVmpckIsSecret).	13	SecMaVmpckIsSecret	✓	6427	107	1000
			SecGvmOekIsSecretMd	✓	1621		
			SecGvmOekIsSecret	✓	3455		
			SecGvmVmpckIsSecretMd	✓	1625		
			SecGvmVmpckIsSecret	✓	4436		
			SecMaVmrkIsSecret	✓	3418		
			SecFwVmrkIsSecret	✓	1619		
			SecKeyDerFromMaVmrkIsSecret	✓	12833		
			SecKeyDerFromFwVmrkIsSecret	✓	691		
			SecArkIsSecret	✓	2155		
			SecAskIsSecret	✓	2164		
			SecCekIsSecret	✓	2156		
			SecVcekIsSecret	✓	302		
<b>Authentication</b>	Authenticity of guest messages, exchanged between SNP-protected guest/migration agent and SNP firmware. These, for instance, specify that a message received by the firmware necessarily originated at the associated guest that was, at the time, executing on the same platform.	18	AuthFwGvmAgreeMsgAttestMd	✓	52	22	1600
			AuthFwGvmWeakAgreeMsgAttest	✓	282		
			AuthFwGvmAgreeMsgAttest	✗	27		
			AuthFwGvmAgreeMsgKeyDerMd	✓	47		
			AuthFwGvmWeakAgreeMsgKeyDer	✓	282		
			AuthFwGvmAgreeMsgKeyDer	✗	27		
			AuthGvmFwAgreeMsgAttestMd	✓	129		
			AuthGvmFwWeakAgreeMsgAttest	✓	56		
			AuthGvmFwAgreeMsgAttest	✗	29		
			AuthGvmFwAgreeMsgKeyDerMd	✓	129		
			AuthGvmFwWeakAgreeMsgKeyDer	✓	56		
			AuthGvmFwAgreeMsgKeyDer	✗	29		
			AuthFwMaAgreeMsgVmrk	✓	7		
			AuthFwMaAgreeMsgExport	✓	5		
			AuthFwMaAgreeMsgImport	✓	5		
			AuthMaFwAgreeMsgVmrk	✓	6		
			AuthMaFwAgreeMsgExport	✓	10		
			AuthMaFwAgreeMsgImport	✓	6		
<b>Freshness</b>	Uniqueness of certain events. For instance, whether each message of guest employs a fresh counter (FreshNoMsgRevealFromNonceReuse).	138	FreshNoMsgRevealFromNonceReuse	✓	4096	138	480
			FreshMaVmrkInstallIsUnique	✓	20		
			FreshAttReportFreshness	✓	10		
			FreshKeyDerFromFwVmrkIsGvmUnique	✓	177		
			FreshKeyDerFromMaVmrkIsGvmUnique	✓	17825		
<b>Attestation</b>	Attestation report integrity and authenticity. For instance, if an attestation report states that a guest with a certain configuration is executing on a particular platform, then this must indeed be true for that guest.	6	AttReportAuthenticityMd	✓	505	47	900
			AttReportAuthenticity	✓	16		
			AttReportIntegrityMd	✓	554		
			AttReportWeakIntegrity	✓	2028		
			AttReportStrongIntegrity	✗	52		
			AttBackAndForthMig	✗	71		
Σ		114				365	7845

TABLE I: A summary of the analyzed properties. All properties are automatically verified (✓) or falsified (✗). We leverage oracle rankings based on the "smart" heuristic, with supporting lemmas, for proof guidance. The suffix "Md" indicates that a guest was launched with the migration-disabled policy. STEPS denote proof length. The final lemma holds if the —DENFORCE\_MIGRATION\_POLICY flag is enabled.

counters are synchronised with each swap operation, i.e., they are either equal or the FW counter exceeds the GVM counter by two. The corresponding lemmas are prefixed with SupFWAndGVMsgCountersAreInSync.

### B. Platform Confusion Attacks

We identified five *formal attacks* in our model; four on authentication properties and one on an attestation property. In all the attacks, the platform-agnostic nature of guest messages, along with the migration feature, is used by the adversary to guide the system into a state we believe is undesirable.

The core issue is that guest messages lack binding to a specific platform. We believe that this is a design decision made to facilitate the seamless migration of guests. However, this allows guest messages sent from one platform to be received on another, although it seems reasonable to expect, e.g., that guests only accept messages sent by the firmware on the same platform.

We would like to emphasize that we have not attempted to launch these attacks in practice—this would require the development of a malicious hypervisor and a kernel driver for SNP-protected guests, both of which support AMD SEV-SNP live migration. Note that no such open-source hypervisor

exists (e.g., AMD has still not added support for migration of SNP-protected guests to their QEMU fork [19]).

Similarly, we do not claim that these attacks have a direct impact on security of the deployed systems, but we do discuss potential impact as well as mitigation strategies in the following section. Finally, we note that we did not anticipate these properties to fail—they were discovered purely by formal analysis.

In the four authentication attacks, a message originating on one platform is accepted on a different platform. The four attacks are brought about by all possible combinations of the following two binary parameters: (1) where the message originated (at FW and is intended for GVM, at GVM and is intended for FW) and (2) the type of request being sent or responded to (attestation report request, key derivation request). Note that minor variants exist; for example, the GVM can be migrated before or after the FW processes the request.

The steps to reproduce the attacks wherein the GVM sends a request on one platform, and the adversary forwards it to the FW on another platform can be seen in Figure 10. The FW on the destination platform incorrectly believes that the GVM sent the message while it was executing on the destination platform, whereas in reality the GVM was executing on the source platform at the time. Because the request could have been for either an attestation report or for key derivation, the described attack shows that neither of the `AuthFwGvmAgreeMsgAttest` (see Lemma 1b) and `AuthFwGvmAgreeMsgKeyDer` properties holds. In both cases there is no agreement on the value of `chipId`. As a technical sidenote, to find an attack trace faster in the final model, we added several preconditions to the lemmas that restricted the set of considered traces.

In the remaining two authentication attacks, the FW sends a response to the corresponding guest request, and the adversary migrates the GVM to another platform (where the GVM is resumed and waits for a response) before forwarding the response to the GVM.

However, if the adversary now forwards the response from the FW on the source platform to the GVM, the GVM will accept it. The described attack falsifies the `AuthGvmFwAgreeMsgAttest` and `AuthGvmFwAgreeMsgKeyDer` properties.

Similarly, in the attack on the violated attestation property, the attestation report that the GO verifies was not generated on the platform where the GVM requested the attestation report. Instead, it was generated on the platform that the GVM was migrated to. As a consequence, `AttReportStrongIntegrity` (see Lemma 2) is falsified because `chipId` can differ from the anticipated value. The corresponding trace is shown in Figure 10.

When considering changes to the model that would completely prevent the platform confusion attacks, we decided against changes that appear to translate poorly to practice. In particular, we have considered to make the guest messages platform-specific by employing a fresh `VMPCR` after every migration. While this change to the model would address the failing formal properties, we are reluctant to recommend it as a practical solution. Namely, it would require modifications to guest pages upon each guest import, and it is unclear to us how to do this while preserving seamless migration, i.e., without having to reboot the guest.

In spite of that, we show that the scope of discovered formal attacks is limited by stating *weak* versions of all failing lemmas and proving that they all hold. Using the attestation integrity property as an example, the weak variant says that if a GO verifies the attestation report, then it must have been requested by a GVM running *on some platform*—the `chipId` value in the attestation report does not have to match the `chipId` value of the platform where the GVM was running at the time of the request. Weaker variants of authentication properties are similarly defined.

### C. Back-and-forth migration attack

The formal attacks in the previous section show that if a guest is configured to allow migration, the `CHIP_ID` and `COMMITTED_TCB` values in the verified attestation report do not need to correspond to the platform where the guest was running, at or near the time it requested the attestation. Hence, a malicious cloud provider may execute the described attacks and successfully deceive a guest owner into believing that a guest is executing critical functionality on an up-to-date platform when, in reality, it is not.

As a matter of fact, the issue just described persists independently of the discovered platform confusion attacks. Even if we addressed the attacks somehow, a malicious cloud provider might still be able to migrate a guest just before the guest requests an attestation report. Specifically, the cloud provider could run the guest on a vulnerable platform, but obtain attestation reports by briefly migrating the guest to the secure platform, thus creating an illusion that the guest is consistently managed by secure, up-to-date firmware.

The property that is violated, `AttNoBackAndForthAttack`, considers the guest’s execution history. It states that not only was the guest executing on a platform whose firmware TCB version matches the version in the attestation report, but also that every previous guest launch occurred on firmware with the same TCB version. If the version in the attestation report reflects an up-to-date firmware image, a third party can be confident that the guest has consistently operated on a secure platform.

Although in practice we want to ensure that the TCB version never “decreases” across platforms, here for simplicity we focus on maintaining version equality. To automatically find an attack trace, we utilize the `AttBackAndForthMigAttack` lemma.

The most direct mitigation for the above issues, including the just described *back-and-forth migration attack*, is to enforce a TCB policy and other migration policies in the migration agent. In fact, the SEV-SNP firmware ABI specification [12] already states the following:

*The MA is responsible for supplying the `VMRK` during the launch process and for enforcing the guest migration policy.*

However, it does not give any details on what the migration policy might be. Hence, we propose that the SEV-SNP ABI specification be updated to:

- make explicit the migration policy that a compliant migration agent should enforce, and

- clarify the (lack of) guarantees on the `CHIP_ID` and `COMMITTED_TCB` values in the verified attestation report when migration is enabled, and their dependence on the migration agent behavior.

The `-DENFORCE_MIGRATION_POLICY` flag enables the policy in our model. It adds a simple equality check to ensure that the firmware images on both the source and destination platforms have the same TCB version.

#### D. Post-analysis insights and lessons learned

After performing the formal analysis of SEV-SNP, several key insights and lessons emerged.

*There is a tension between the simplicity of the SEV-SNP software interface and the security guarantees of the system whose critical components are underspecified.*

While SEV-SNP is richer in terms of both usability features and security guarantees compared to both previous iterations, namely SEV and SEV-ES, the software interface of SEV-SNP is also more streamlined in some ways. First, the launch procedure has been simplified as the launch protocol no longer exists. Second, the mechanism of migration is now outsourced to a new entity called a Migration Agent. Third, the key schedule is simpler as there are fewer key dependencies. This includes the absence of, for instance, the `TIK`, `TEK`, `KEK` and `KIK`. Fourth, no Diffie-Hellman operations, which are typically costly to analyze, are necessitated by the specification.

Although these changes make the SEV-SNP software interface more amenable to formal analysis, the added simplicity is a double-edged sword. Critical parts of the system, such as the migration agent, are left underspecified. Our formal analysis demonstrates that it is essential to have clear guidelines for building migration agents, or a canonical migration agent implementation, so as to ensure critical security properties.

*There is a tension between the ability to easily and transparently migrate an SNP-secured guest and the guarantees provided by the attestation protocol to the relying party.*

Many cloud workloads of today support live migration without perceived downtime. However, our formal analysis shows that the platform-identifying data in the attestation reports cannot be trusted in all circumstances. It would be beneficial if the attestation report included information about a set of platforms on which the guest can execute. The guest owner does not need to know or care on which particular machine it is currently executing because that information may become deprecated soon (e.g., as soon as the guest migrates to another machine).

*Multiset rewriting and the Tamarin prover are suitable tools for the formal analysis of complex software interfaces; however, SEV-SNP pushes the boundaries of these methods, requiring further theoretical advancements to enable routine, full-fidelity analysis of such systems.*

While the final, fully automated formal analysis can be conducted in eight hours, this is the result of much effort to specify the supporting lemmas, implement the proof-guiding oracles and to simplify the model without sacrificing fidelity. We believe theoretical advancements in the area of automated verification that would enable the compositionality and reuse

of components and proofs would be immensely practical for the analysis of similar systems. For example, a significant effort was dedicated to verifying the freshness of nonces used in the GCM encryption, where the supporting scaffolding substantially increased the overall complexity of the analysis.

We envision a compositional approach that would allow for the analysis of a simplified version of the system, once nonce reuse has been ruled out definitively. However, no automated tools support such reasoning at the moment.

*The novel software interface differs too significantly from that of SEV(-ES) to allow the results to be carried over.*

As a matter of fact, even reusing parts of our model to analyze the security of the SEV and SEV-ES software interfaces is currently infeasible. Namely, the described differences are simply too vast; for instance, the guest messages, which our analysis focuses on, were not supported previously. However, we believe our model is sufficiently modular to be easily extended and used to analyze additional aspects of the SEV-SNP software interface, even within an unbounded number of migrations. In addition, it provides a useful reference for any similar modelling and verification endeavor, especially when the tools used are based on multiset rewriting.

## VI. RELATED WORK

There is a vast body of literature devoted to AMD SEV technologies in general. However, to the best of our knowledge, there has been no attempt to build a symbolic model and analyze the security of SEV-SNP, including its ABI. Apart from a work by Antonino et al. [20] that considers SGX and pre-SNP SEV software interface to propose and formally verify a flexible remote attestation protocol, most of the existing SEV research focuses on its implementation. Although we find this line of work orthogonal to ours, here we provide a short overview.

Attacks on SEV and SEV-ES exploit nested page tables [21], external interfaces such as `virtio` devices [22] and direct memory access [23], the signature verification mechanism of the AMD-SP OS [24], the lack of memory integrity protection [25], TLB entries [26], block permutation-agnostic measurements of VM images [27], guest address space identifiers [28], and the power-reporting interface [29]. Attacks on SEV-SNP target `#VC` [30] and `0x80` interrupts [31], use software-based fault injection [32, 33], and rely on ciphertext side channels [34, 35]. Additionally, Google has identified multiple issues with SEV-SNP firmware [36].

Other works have used formal techniques to reason about the interfaces of other trusted execution environments [37, 38, 39, 40, 41, 42] and trusted platform modules (TPMs) [43, 44]. Notably, attestation schemes have received a lot of attention: Intel SGX Data Center Attestation Primitives [45] and TDX [46], ARM CCA [47], and ECC-based [48] and TPM 2.0-based [48] Direct Anonymous Attestation schemes. Moreover, CCA is the first VM-based TEE architecture with a formally verified firmware [4].

## VII. CONCLUSION

In this paper, we developed the first, comprehensive formal model of the AMD SEV-SNP software interface. The model



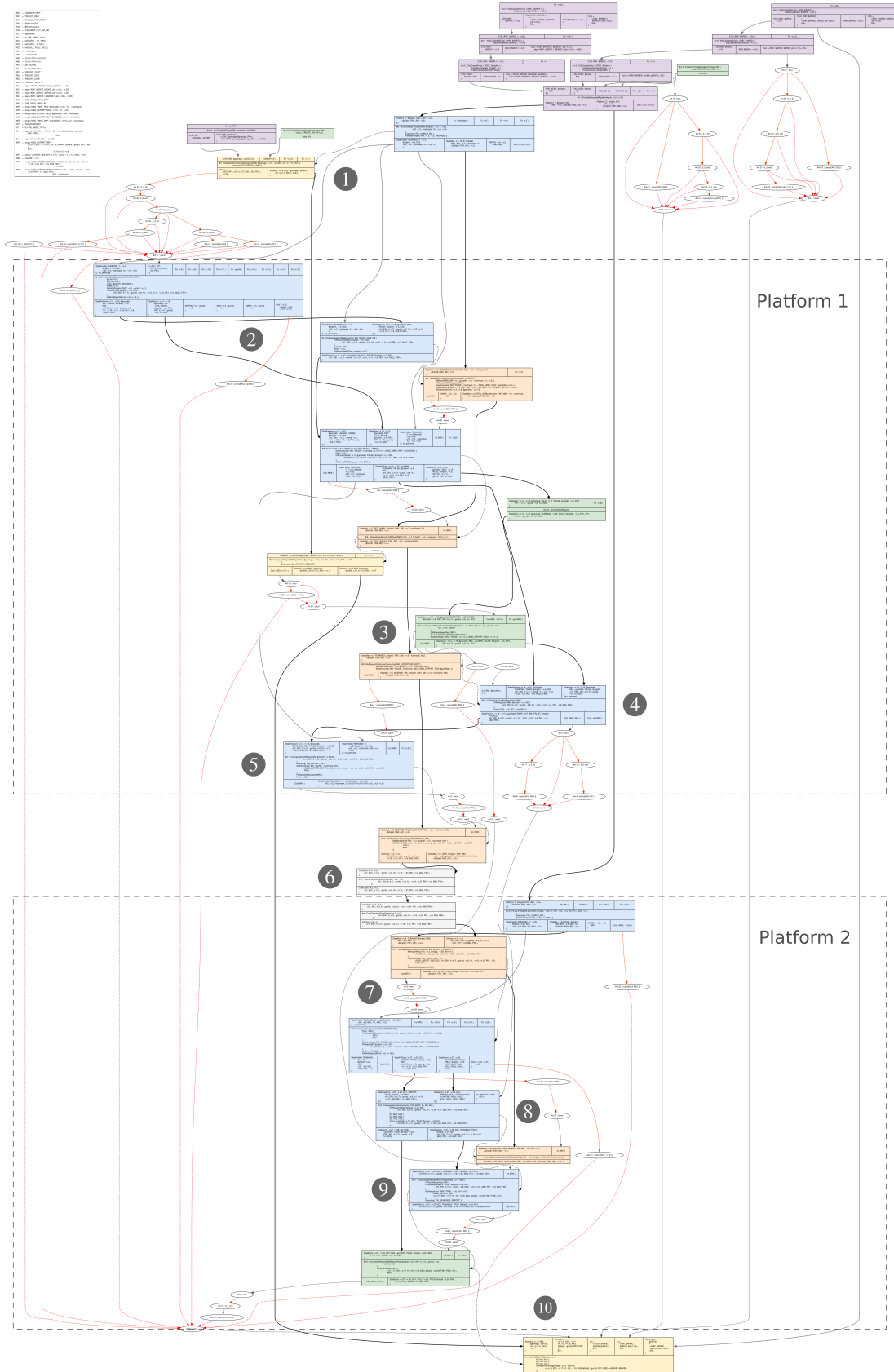


Fig. 10: An attack trace for the AttReportStrongIntegrity lemma: ① GO deploys a guest image and policy; ② FW launches guest on the first platform; ③ GVM requests an attestation report (MSG\_REPORT\_REQ); ④ FW immediately swaps out the guest; ⑤ FW exports the guest context; ⑥ MA transfers the guest context to MA' on the second platform; ⑦ FW' imports the guest context; ⑧ FW' swaps in the guest; ⑨ FW' receives MSG\_REPORT\_REQ from ③, and issues an attestation report; ⑩ GO verifies the report. In the end, GO erroneously believes that the attestation report was requested on the second platform (where it was generated), whereas the GVM was executing on the first platform at that time.

covers the guest launch, remote attestation, key derivation, page swap and live migration features. We produced automated formal proofs for the most important secrecy, authenticity, attestation, and freshness properties, including the proof of correct stream cipher usage.

While most of the relevant security properties were successfully verified, our analysis shows that several authentication and attestation properties do not hold when SNP-protected guests are launched with migration-enabled policies due to a lack of platform binding in guest messages. Despite identifying these formal attacks, there is still work to be done; most pressing are a practical confirmation of the attacks, establishing the severity of their consequences and, if there are any, designing and implementing mitigations that preserve seamless migration.

#### ACKNOWLEDGMENTS

This work has been supported by the European Union through the European Regional Development Fund, under the grant KK.01.1.1.01.0009 (DATACROSS), and the project AutoDataLog, a cooperation between the Faculty of Science and AVL-AST d.o.o. Croatia. We would also like to thank University Computing Center of Zagreb (SRCE) for providing us with the computing resources.

#### REFERENCES

- [1] “Building a Secure System using TrustZone Technology,” white paper, <https://documentation.service.arm.com/static/5f212796500e883ab8e74531>, ARM Limited, 2005.
- [2] “Overview on Signing and Whitelisting for Intel® Software Guard Extension (Intel® SGX) Enclaves,” white paper, <https://www.intel.com/content/dam/develop/external/us/en/documents/overview-signing-whitelisting-intel-sgx-enclaves.pdf>, Intel Corporation, 2018.
- [3] “Secure Encrypted Virtualization API Version 0.24 (Revision 3.24),” technical preview, [https://www.amd.com/content/dam/amd/en/documents/epyc-technical-docs/programmer-references/55766\\_SEV-KM\\_API\\_Specification.pdf](https://www.amd.com/content/dam/amd/en/documents/epyc-technical-docs/programmer-references/55766_SEV-KM_API_Specification.pdf), Advanced Micro Devices, Inc., 2020.
- [4] X. Li, X. Li, C. Dall, R. Gu, J. Nieh, Y. Sait, and G. Stockwell, “Design and verification of the arm confidential compute architecture,” in *16th USENIX Symposium on Operating Systems Design and Implementation (OSDI 22)*. Carlsbad, CA: USENIX Association, Jul. 2022, pp. 465–484.
- [5] D. Kaplan, “Protecting VM Register State With SEV-ES,” white paper, <https://www.amd.com/content/dam/amd/en/documents/epyc-business-docs/white-papers/Protecting-VM-Register-State-with-SEV-ES.pdf>, 2017.
- [6] “Azure Confidential VM options,” <https://learn.microsoft.com/en-us/azure/confidential-computing/virtual-machine-solutions>, Microsoft Corporation.
- [7] “User guide for Linux Instances: AMD SEV-SNP,” <https://docs.aws.amazon.com/AWSEC2/latest/UserGuide/sev-snp.html>, Amazon.com, Inc.
- [8] “Oh SNP! VMs get even more confidential,” <https://cloud.google.com/blog/products/identity-security/rsa-snp-vm-more-confidential>, Google LLC.
- [9] “Strengthening VM isolation with integrity protection and more,” white paper, <https://www.amd.com/system/files/TechDocs/56860.pdf>, Advanced Micro Devices, Inc., 2020.
- [10] Linus Torvalds, “Linux 5.19-rc1,” [https://lore.kernel.org/lkml/CAHk==wgZt-YDSKfdyES2p6A\\_KJoG8DwQ0mb9CeS8jZYp+0Y2Rw@mail.gmail.com/T/#u](https://lore.kernel.org/lkml/CAHk==wgZt-YDSKfdyES2p6A_KJoG8DwQ0mb9CeS8jZYp+0Y2Rw@mail.gmail.com/T/#u), 2022.
- [11] “AMD-ASPFW,” <https://github.com/amd/AMD-ASPFW>, 2023.
- [12] “SEV Secure Nested Paging Firmware ABI Specification (Revision 1.55),” <https://www.amd.com/en/support/tech-docs/sev-secure-nested-paging-firmware-abi-specification>, Advanced Micro Devices, Inc., Sep. 2023.
- [13] S. Meier, B. Schmidt, C. Cremers, and D. Basin, “The TAMARIN prover for the symbolic analysis of security protocols,” in *Computer Aided Verification: 25th International Conference, CAV 2013, Saint Petersburg, Russia, July 13–19, 2013. Proceedings 25*. Springer, 2013, pp. 696–701.
- [14] J. Mitchell, A. Scedrov, N. Durgin, and P. Lincoln, “Undecidability of bounded security protocols,” in *Workshop on formal methods and security protocols*. Citeseer, 1999.
- [15] AMDESE, “sev-guest,” <https://github.com/AMDESE/linux>, 2024.
- [16] P. Paradzik, A. Derek, and M. Horvat, “Formal Security Analysis of the AMD SEV-SNP Software Interface,” <https://gitlab.com/sev-snp-abi-security-analysis/sev-snp-abi-security-analysis>, 2024.
- [17] C. Cremers, B. Kiesl, and N. Medinger, “A formal analysis of IEEE 802.11’s WPA2: Countering the cracks caused by cracking the counters,” in *29th USENIX Security Symposium (USENIX Security 20)*. USENIX Association, Aug. 2020, pp. 1–17.
- [18] *Tamarin-Prover Manual*, <https://tamarin-prover.com/manual/develop/te/x/tamarin-manual.pdf>, The Tamarin Team.
- [19] “QEMU source code,” <https://github.com/qemu/qemu/blob/7e3b6d8063f245d27eccc5aabe624b5785f2a77/target/i386/sev.c#L1121>, QEMU team.
- [20] P. Antonino, A. Derek, and W. A. Woloszyn, “Flexible Remote Attestation of Pre-SNP SEV VMs Using SGX Enclaves,” *IEEE Access*, vol. 11, pp. 90 839–90 856, Aug. 2023.
- [21] M. Morbitzer, M. Huber, J. Horsch, and S. Wessel, “Severed: Subverting amd’s virtual machine encryption,” in *Proceedings of the 11th European Workshop on Systems Security*, ser. EuroSec’18. New York, NY, USA: Association for Computing Machinery, 2018.
- [22] M. Radev and M. Morbitzer, “Exploiting interfaces of secure encrypted virtual machines,” in *Reversing and Offensive-Oriented Trends Symposium*, ser. ROOTS’20. New York, NY, USA: Association for Computing Machinery, 2021, p. 1–12.
- [23] M. Li, Y. Zhang, Z. Lin, and Y. Solihin, “Exploiting unprotected I/O operations in AMD’s secure encrypted virtualization,” in *28th USENIX Security Symposium (USENIX Security 19)*. Santa Clara, CA: USENIX Association, Aug. 2019, pp. 1257–1272.
- [24] R. Bühren, C. Werling, and J.-P. Seifert, “Insecure until proven updated: Analyzing amd sev’s remote attestation,” in *Proceedings of the 2019 ACM SIGSAC Conference on Computer and Communications Security*, ser. CCS ’19. New York, NY, USA: Association for Computing Machinery, 2019, p. 1087–1099.
- [25] L. Wilke, J. Wichelmann, M. Morbitzer, and T. Eisenbarth, “Severity: No security without integrity : Breaking integrity-free memory encryption with minimal assumptions,” *2020 IEEE Symposium on Security and Privacy (SP)*, pp. 1483–1496, 2020.
- [26] M. Li, Y. Zhang, H. Wang, K. Li, and Y. Cheng, “TLB Poisoning Attacks on AMD Secure Encrypted Virtualization,” in *Annual Computer Security Applications Conference*, ser. ACSAC ’21. New York, NY, USA: Association for Computing Machinery, Dec. 2021, p. 609–619.
- [27] L. Wilke, J. Wichelmann, F. Sieck, and T. Eisenbarth, “undeserved trust: Exploiting permutation-agnostic remote attestation,” in *2021 IEEE Security and Privacy Workshops (SPW)*, 2021, pp. 456–466.
- [28] M. Li, Y. Zhang, and Z. Lin, “CrossLine: Breaking “Security-by-Crash” Based Memory Isolation in AMD SEV,” in *Proceedings of the 2021 ACM SIGSAC Conference on Computer and Communications Security*, ser. CCS ’21. New York, NY, USA: Association for Computing Machinery, Nov. 2021, p. 2937–2950.
- [29] W. Wang, M. Li, Y. Zhang, and Z. Lin, “Pwrleak: Exploiting power reporting interface for side-channel attacks on amd sev,” in *Detection of Intrusions and Malware, and Vulnerability Assessment: 20th International Conference, DIMVA 2023, Hamburg, Germany, July 12–14, 2023, Proceedings*. Berlin, Heidelberg: Springer-Verlag, 2023, p. 46–66.
- [30] B. Schlüter, S. Sridhara, A. Bertschi, and S. Shinde, “WESEE: Using Malicious #VC Interrupts to Break AMD SEV-SNP,” in *2024 IEEE Symposium on Security and Privacy (SP)*. Los Alamitos, CA, USA: IEEE Computer Society, may 2024, pp. 238–238.
- [31] B. Schlüter, S. Sridhara, M. Kuhne, A. Bertschi, and S. Shinde, “Heckler: Breaking confidential vms with malicious interrupts,” in *33rd USENIX Security Symposium (USENIX Security 24)*, 2024.
- [32] R. Bühren, H.-N. Jacob, T. Krachenfels, and J.-P. Seifert, “One glitch to rule them all: Fault injection attacks against amd’s secure encrypted virtualization,” in *Proceedings of the 2021 ACM SIGSAC Conference on Computer and Communications Security*, ser. CCS ’21. New York, NY, USA: Association for Computing Machinery, Nov. 2021, p. 2875–2889.
- [33] R. Zhang, L. Gerlach, D. Weber, L. Hetterich, Y. Lü, A. Kogler, and M. Schwarz, “CacheWarp: Software-based fault injection using selective state reset,” in *33rd USENIX Security Symposium (USENIX Security 24)*, 2024.

- [34] M. Li, Y. Zhang, H. Wang, K. Li, and Y. Cheng, “CIPHERLEAKS: Breaking Constant-time Cryptography on AMD SEV via the Ciphertext Side Channel,” in *30th USENIX Security Symposium (USENIX Security 21)*. USENIX Association, Aug. 2021, pp. 717–732.
- [35] M. Li, L. Wilke, J. Wichelmann, T. Eisenbarth, R. Teodorescu, and Y. Zhang, “A Systematic Look at Ciphertext Side Channels on AMD SEV-SNP,” in *2022 IEEE Symposium on Security and Privacy (SP)*, Jul. 2022, pp. 337–351.
- [36] “AMD Secure Processor for Confidential Computing: Security Review,” technical Report, <https://googleprojectzero.blogspot.com/2022/05/release-of-technical-report-into-amd.html>, Google Project Zero and Google Cloud Security, 2022.
- [37] Xu, Shiwei and Zhao, Yizhi and Ren, Zhengwei and Wu, Lingjuan and Tong, Yan and Zhang, Huanguo, “A Symbolic Model for Systematically Analyzing TEE-Based Protocols,” in *Information and Communications Security*, Meng, Weizhi and Gollmann, Dieter and Jensen, Christian D. and Zhou, Jianying, Ed. Cham: Springer International Publishing, 2020, pp. 126–144.
- [38] R. Sinha, S. Rajamani, S. Seshia, and K. Vaswani, “Moat: Verifying confidentiality of enclave programs,” in *Proceedings of the 22nd ACM SIGSAC Conference on Computer and Communications Security*, ser. CCS ’15. New York, NY, USA: Association for Computing Machinery, 2015, p. 1169–1184.
- [39] M. K. Jangid, G. Chen, Y. Zhang, and Z. Lin, “Towards formal verification of state continuity for enclave programs,” in *30th USENIX Security Symposium (USENIX Security 21)*. USENIX Association, Aug. 2021, pp. 573–590.
- [40] C. Jacomme, S. Kremer, and G. Scerri, “Symbolic models for isolated execution environments,” in *2017 IEEE European Symposium on Security and Privacy (EuroS&P)*, Jul. 2017, pp. 530–545.
- [41] P. Subramanyan, R. Sinha, I. Lebedev, S. Devadas, and S. A. Seshia, “A formal foundation for secure remote execution of enclaves,” in *Proceedings of the 2017 ACM SIGSAC Conference on Computer and Communications Security*, ser. CCS ’17. New York, NY, USA: Association for Computing Machinery, 2017, p. 2435–2450.
- [42] E. Lanckriet, M. Busi, and D. Devriese, “ $\pi_{ra}$ : A  $\pi$ -calculus for verifying protocols that use remote attestation,” in *2023 IEEE 36th Computer Security Foundations Symposium (CSF)*. Los Alamitos, CA, USA: IEEE Computer Society, Jul. 2023, pp. 537–551.
- [43] S. Delaune, S. Kremer, M. D. Ryan, and G. Steel, “A formal analysis of authentication in the tpm,” in *Formal Aspects of Security and Trust*, P. Degano, S. Etalle, and J. Guttman, Eds. Berlin, Heidelberg: Springer Berlin Heidelberg, 2011, pp. 111–125.
- [44] J. Shao, Y. Qin, D. Feng, and W. Wang, “Formal analysis of enhanced authorization in the tpm 2.0,” in *Proceedings of the 10th ACM Symposium on Information, Computer and Communications Security*, ser. ASIA CCS ’15. New York, NY, USA: Association for Computing Machinery, 2015, p. 273–284.
- [45] M. U. Sardar, R. Fagheh, and C. Fetzter, “Formal Foundations for Intel SGX Data Center Attestation Primitives,” in *Formal Methods and Software Engineering*, S.-W. Lin, Z. Hou, and B. Mahony, Eds. Cham: Springer International Publishing, 2020, pp. 268–283.
- [46] M. U. Sardar, S. Musaev, and C. Fetzter, “Demystifying attestation in intel trust domain extensions via formal verification,” *IEEE Access*, vol. 9, pp. 83 067–83 079, 2021.
- [47] M. U. Sardar, T. Fossati, S. Frost, and S. Xiong, “Formal specification and verification of architecturally-defined attestation mechanisms in arm cca and intel tdx,” *IEEE Access*, vol. 12, pp. 361–381, 2024.
- [48] S. Wesemeyer, C. J. Newton, H. Treharne, L. Chen, R. Sasse, and J. Whitefield, “Formal analysis and implementation of a tpm 2.0-based direct anonymous attestation scheme,” in *Proceedings of the 15th ACM Asia Conference on Computer and Communications Security*, ser. ASIA CCS ’20. New York, NY, USA: Association for Computing Machinery, 2020, p. 784–798.
- [49] J. Whitefield, L. Chen, R. Sasse, S. Schneider, H. Treharne, and S. Wesemeyer, “A symbolic analysis of ecc-based direct anonymous attestation,” in *2019 IEEE European Symposium on Security and Privacy (EuroS&P)*, 2019, pp. 127–141.



**Petar Paradžik** received an MSc in Computer Science and Mathematics from the Department of Mathematics, Faculty of Science, University of Zagreb. He is currently a PhD student and teaching assistant at the Faculty of Electrical Engineering and Computing in Zagreb. His research interests include formal methods, automated verification, and applied cryptography.



**Ante Derek** (Member, IEEE) is currently an Associate Professor with the Faculty of Electrical Engineering and Computing, University of Zagreb. He participates in a number of national and EU-funded projects in the area of computer security. His research interests include the area of applying formal methods to problems in computer security, privacy, and cryptography.



**Marko Horvat** received a DPhil in Computer Science from the University of Oxford, UK. He is currently working as Assistant Professor at the Department of Mathematics, Faculty of Science, University of Zagreb, Croatia. His research interests range from formal verification of security protocols to computable analysis and topology.