

CLOSURE: Fast Quantification of Pose Uncertainty Sets

Yihuai Gao^{*†}, Yukai Tang^{*‡}, Han Qi[§] and Heng Yang[§]

[†]Stanford University, yihuai@stanford.edu

[‡]Tsinghua University, tangyk20@mails.tsinghua.edu.cn

[§]Harvard University, {hqi, hankyang}@g.harvard.edu

Abstract—We investigate uncertainty quantification of 6D pose estimation from keypoint measurements. Assuming *unknown-but-bounded* measurement noises, a *pose uncertainty set* (PURSE) is a subset of $\text{SE}(3)$ that contains all possible 6D poses compatible with the measurements. Despite being simple to formulate and its ability to embed uncertainty, the PURSE is difficult to manipulate and interpret due to the many abstract nonconvex polynomial constraints defining it. An appealing simplification of PURSE—motivated by the bounded state estimation error assumption in robust control—is to find its *minimum enclosing geodesic ball* (MEGB), *i.e.*, a point pose estimation with minimum worst-case error bound. We contribute (i) a dynamical system perspective, and (ii) a fast algorithm to *inner* approximate the MEGB. Particularly, we show the PURSE corresponds to the feasible set of a constrained dynamical system, and this perspective allows us to design an algorithm to densely sample the *boundary* of the PURSE through strategic random walks that are efficiently parallelizable on a GPU. We then use the miniball algorithm by Gärtner (1999) to compute the MEGB of PURSE samples, leading to an *inner* approximation of the true MEGB. Our algorithm is named CLOSURE (*en*Closing *ba*LL *fr*Om *pur*Se *bo*UndaRy *sample*s) and it enables computing a *certificate of approximation tightness* by calculating the *relative ratio* between the size of the inner approximation and the size of the outer approximation GRCC from Tang, Lasserre, and Yang (2023). Running on a single RTX 3090 GPU, CLOSURE achieves the relative ratio of 92.8% on the LM-O object pose estimation dataset and 91.4% on the 3DMatch point cloud registration dataset with the average runtime < 0.2 second. Obtaining comparable worst-case error bound but $398\times$ and $833\times$ faster than the outer approximation GRCC, CLOSURE enables uncertainty quantification of 6D pose estimation to be implemented in real-time robot perception applications.

I. INTRODUCTION

6D pose estimation (*i.e.*, a 3D rotation and a 3D translation) from images and point clouds is a longstanding problem in robotics and vision and finds extensive applications in localization and mapping [44], robotic manipulation [21], virtual and augmented reality [49], and autonomous driving [43].

A popular paradigm for pose estimation is to first detect salient *keypoints* in the sensor data—often done using deep neural networks [18, 54, 39, 38]—and then leverage the *maximum likelihood estimation* (MLE) framework to estimate the optimal pose that best fits the keypoint measurements. Formally, let $x = (R, t) \in \text{SO}(3) \times \mathbb{R}^3 := \text{SE}(3)$ be the unknown pose to be estimated, one first extracts N keypoints $y_i \in \mathcal{Y}, i = 1, \dots, N$ from the raw sensor data and assume

$$g(x, y_i) = \epsilon_i, \quad i = 1, \dots, N, \quad (1)$$

^{*} equal contribution.

where $g : \text{SE}(3) \times \mathcal{Y} \rightarrow \mathbb{R}^m$ is a known residual function that measures the discrepancy between keypoint y_i and pose x . When y_i is a perfect (*i.e.*, noise-free) measurement, g evaluates to zero; when y_i is noisy, $\epsilon_i \in \mathbb{R}^m$ describes the measurement noise in neural network predictions. We give two instantiations of (1) that will be the focus of this paper.

Example 1 (Object Pose Estimation [52, 29]). Let $y_i = (z_i, Z_i) \in \mathbb{R}^2 \times \mathbb{R}^3$ be a pair of matched 2D image keypoint and 3D object keypoint. The function

$$g(x, y_i) = z_i - \Pi(RZ_i + t) \quad (2)$$

describes the reprojection error of the 3D keypoint Z_i , where $\Pi(\cdot)$ is the camera projection function.¹

Example 2 (Point Cloud Registration [53, 18]). Let $y_i = (a_i, b_i) \in \mathbb{R}^3 \times \mathbb{R}^3$ be a pair of matched 3D keypoints in the source and target point clouds, respectively. The function

$$g(x, y_i) = b_i - (Ra_i + t) \quad (3)$$

describes the Euclidean distance between the keypoints.

Given the detected keypoints $\{y_i\}_{i=1}^N$, one then formulates

$$\min_{x \in \text{SE}(3)} \sum_{i=1}^N \rho(g(x, z_i)), \quad (4)$$

whose solution provides an estimate of the unknown pose x . For example, when the noise ϵ_i is assumed to follow a standard Gaussian distribution, then choosing $\rho(g(x, z_i)) = \|g(x, z_i)\|^2$ makes the solution of (4) to be the maximum likelihood estimator. In practice, there are often keypoint measurements that do not follow (1) and lead to very large ϵ_i , commonly known as an *outlier*. To regain robustness to outliers, ρ in (4) is modified to be a *robust loss* [27, 9] and the optimization (4) is referred to as *M-estimation* (*i.e.*, MLE-like estimation).

Uncertainty Quantification. Despite the many algorithmic advances in solving (4) [13, 3, 15], *e.g.*, with certifiable global optimality guarantees [51], we argue there are two fundamental issues with the M-estimation framework. First, the starting assumption that ϵ_i follows a Gaussian-like distribution (up to the removal of outliers) is not justified. For example, [46] shows noises generated by neural network keypoint detections in Example 1 fail almost all statistical multivariate normality tests [30], regardless of whether outliers are removed. We

¹ $\Pi : \mathbb{R}^3 \rightarrow \mathbb{R}^2, \Pi(v) = [v_1/v_3, v_2/v_3]^\top$.

reinforce this empirical observation in Supplementary Material and provide similar results showing real noises in keypoint matches of Example 2 also deviate far from a Gaussian distribution. Second, the solution of (4) provides a *single point estimate* that usually comes with no *uncertainty quantification*, which is crucial when the pose (state) estimations need to be used for downstream decision-making [20, 16]. Though it is possible to use the inverse of Fisher Information at the optimal solution to approximate the uncertainty, such approximation (i) again builds on the assumption that ϵ_i is Gaussian, and (ii) is known to underestimate the true uncertainty [45]. Recent works [40, 53, 14] provided uncertainty estimation for a few robot perception problems. However, the uncertainty either depends on uncheckable assumptions and cannot be computed [40, 53], or build on machinery that only applies to estimators based on expensive semidefinite relaxations [51].

Set-Membership Estimation with Noise Calibration. An alternative (albeit less popular) estimation framework that this paper advocates for the purpose of practical and rigorous uncertainty quantification is that of *set-membership estimation* (SME), widely known in control theory for system identification [36, 35, 48]. Instead of placing distributional assumptions on the measurement noise ϵ_i in (1), SME assumes the noise is *unknown but bounded*, i.e.,

$$\sqrt{\epsilon_i^T \Lambda_i \epsilon_i} =: \|\epsilon_i\|_{\Lambda_i} \leq \beta_i, \quad i = 1, \dots, N \quad (5)$$

for positive definite matrices $\Lambda_i \in \mathbb{S}_{++}^d$ and positive noise bounds $\beta_i > 0$. With this assumption, and invoking (1), a *Pose Uncertainty SEt* (PURSE) can be formulated as [52]

$$S = \{x \in \text{SE}(3) \mid \|g(x, y_i)\|_{\Lambda_i} \leq \beta_i, i = 1, \dots, N\}, \quad (\text{PURSE})$$

i.e., the set of all possible poses that are compatible with the measurements y_i and the assumption (5). The careful reader may ask “*why should we trust the unknown-but-bounded noise assumption (5) in SME more than the Gaussian-like noise assumption in MLE?*” The answer is that recent statistical tools for distribution-free uncertainty calibration [41], e.g., *conformal prediction* [2], enables rigorous estimation of Λ_i and β_i from a calibration dataset. For instance, [52] demonstrated how to calibrate noises generated by a pretrained neural network for Example 1, and in Supplementary Material we show how to calibrate neural network detection noises for Example 2 using conformal prediction. In fact within robotics, the SME framework has recently also gained popularity in simultaneous localization and mapping (SLAM) for guaranteed error analysis [22, 37]. However, the SLAM literature used *interval analysis* to bound the estimation error of 2D poses, while in this paper we focus on uncertainty quantification of 3D rotations and translations.

Computational Challenges. Although SME provides a natural description of uncertainty and its unknown-but-bounded noise assumption can be made practical by modern uncertainty calibration tools, it does bring computational challenges because the (PURSE) is an abstract subset of $\text{SE}(3)$ defined by many nonconvex constraints (more precisely, polynomial

inequalities [52]). This makes PURSE difficult to be manipulated, e.g., draw samples, visualize and interpret, extract a point estimate, compute volume, to name a few. Therefore, it is desirable to simplify the (PURSE). Motivated by the common practice in robust perception-based control [20, 28, 19] that assumes the state estimation has bounded error, it is appropriate to simplify PURSE as a point estimate together with a *worst-case error bound*, i.e., an *enclosing geodesic ball*² centered at the point estimate.³ Since it is desired to find an enclosing geodesic ball with *minimum conservatism*, we wish to compute the *minimum enclosing geodesic ball* (MEGB), i.e., the smallest geodesic ball that encloses the original PURSE (to be formulated precisely in Section II). Towards this goal, [52] proposed an algorithm to compute the worst-case error bound for any point estimate, and [46] showed how to compute a hierarchy of enclosing geodesic balls (with decreasing sizes) that asymptotically converge to the MEGB. There are, however, two shortcomings in [52, 46]. First, both works provide *outer* approximations of the MEGB and it is unclear how conservative they are (e.g., how much larger are these approximations compared to the true MEGB). Second, they rely on semidefinite relaxations for the outer approximation, which are too expensive to be practical for real-time robotics applications (see Section V).

Contributions. We contribute an algorithm that quantifies the uncertainty of PURSE in real time for both Examples 1-2. The key perspective is that, *algebraically*, (PURSE) is defined by unstructured nonconvex constraints, but *geometrically*, (PURSE) corresponds to precisely the feasible sets of certain constrained dynamical systems. This observation leads to a natural algorithm: we first generate random samples in (PURSE) as initial states of the dynamical system, and then perturb the dynamical system properly until it reaches the *boundary* of the feasible set. Effectively, this algorithm aims to densely sample the boundary of PURSE by *strategic random walks*, which lends itself to fast parallelization. Using the samples on the PURSE boundary, we run the fast *miniball* algorithm by Gärtner [24] to return a geodesic ball enclosing the samples. We name our algorithm *enClosing baLl frOm purSe boUndaRy samPLes* (CLOSURE). This geodesic ball in turn becomes an *inner* approximation of the MEGB. By comparing the *relative ratio* between the size of the inner approximation computed by CLOSURE and the size of the outer approximation computed by [46], we obtain a *certificate of tightness* for the approximation. We test CLOSURE on the LM-O dataset [11] for Example 1 and the 3DMatch dataset [56] for Example 2 and demonstrate that (i) with an average runtime of 0.1879 second, CLOSURE computes inner approximations with average relative ratio 92.8% for Example 1 and (ii) with an average runtime of 0.1774 second, CLOSURE computes inner approximations with average relative ratio 91.4% for Example 2; both using a single NVIDIA RTX 3090 GPU.

²Since $\text{SE}(3)$ is a Riemannian manifold, we use the term “geodesic”.

³Given an enclosing geodesic ball, one can draw samples from PURSE and estimate its volume by performing rejection sampling.

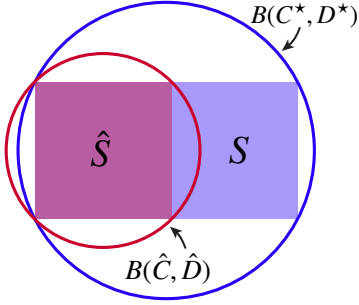


Fig. 1. MEGB $B(C^*, D^*)$ of a simple rectangle S and MEGB $B(\hat{C}, \hat{D})$ of the subset $\hat{S} \subset S$. Note that $\hat{D} < D^*$ but $B(\hat{C}, \hat{D}) \not\subset B(C^*, D^*)$.

This means CLOSURE is 398 \times and 833 \times faster than the outer approximation algorithm in [46], respectively, making it feasible in real-time robot perception systems.

Paper Organization. We formalize the notion of MEGB and discuss high-level outer and inner approximation strategies in Section II. We then focus on the inner approximation: in Section III we show how PURSE corresponds to the feasible sets of constrained dynamical systems and in Section IV we detail the CLOSURE algorithm. We provide experimental results in Section V and conclude in Section VI.

II. MINIMUM ENCLOSING GEODESIC BALL

Given the uncertainty set S defined in (PURSE), denote $S_R \subseteq \text{SO}(3)$, $S_t \subseteq \mathbb{R}^3$ as the projection of S onto $\text{SO}(3)$ and \mathbb{R}^3 , respectively. Consider the optimization problems

$$\min_{C \in \text{SO}(3)} \max_{R \in S_R} \text{dist}_{\text{SO}(3)}(C, R) \quad (6)$$

and

$$\min_{c \in \mathbb{R}^3} \max_{t \in S_t} \text{dist}_{\mathbb{R}^3}(c, t) \quad (7)$$

where $\text{dist}_{\text{SO}(3)}(C, R) := \arccos((\text{tr}(C^T R) - 1)/2)$ and $\text{dist}_{\mathbb{R}^3}(c, t) := \|c - t\|$ denote the geodesic distance metrics in $\text{SO}(3)$ and \mathbb{R}^3 , respectively. Let C^* (resp. D^*) and c^* (resp. d^*) be the optimizer (resp. optimum) of (6) and (7), then the minimum enclosing geodesic ball (MEGB) of S_R is

$$B_{\text{SO}(3)}(C^*, D^*) = \{R \in \text{SO}(3) \mid \text{dist}_{\text{SO}(3)}(R, C^*) \leq D^*\}, \quad (8)$$

and the MEGB of S_t is

$$B_{\mathbb{R}^3}(c^*, d^*) = \{t \in \mathbb{R}^3 \mid \text{dist}_{\mathbb{R}^3}(t, c^*) \leq d^*\}. \quad (9)$$

By the minimax nature of problems (6)-(7), we have

$$S_R \subseteq B_{\text{SO}(3)}(C^*, D^*), \quad S_t \subseteq B_{\mathbb{R}^3}(c^*, d^*),$$

i.e., the geodesic balls enclose the original uncertainty sets. See Fig. 1 for an illustration of the MEGB for a 2D rectangle. The center $(C^*, c^*) \in \text{SE}(3)$ is the best point estimate achieving minimum worst-case error bounds of (D^*, d^*) . We choose to separate the MEGB for $\text{SO}(3)$ and \mathbb{R}^3 because their distance metrics have different units, i.e., degrees and meters. A classical result in Riemannian geometry [1] states the MEGB exists and is unique under mild conditions. However, solving the minimax optimizations (6)(7) is known to be intractable [4]. We review several algorithmic choices for solving (6)(7).

Geodesic Gradient Descent. A general recipe leveraging the geodesic convexity of $f(C) := \max_{R \in S_R} \text{dist}_{\text{SO}(3)}(C, R)$ in C can be constructed as follows: start with an initial rotation $C^{(0)}$; then at each iteration (a) find the rotation R in S_R that attains the maximum distance to the current iterate $C^{(k)}$, and (b) move along the geodesic from $C^{(k)}$ to R by a portion of $\gamma \in (0, 1)$, which is equivalent to performing (sub-)gradient descent on $f(C)$. Due to geodesic convexity of $f(C)$, this algorithm is guaranteed to converge with well-known complexity analysis [57]. However, computing the maximum distance from S_R to $C^{(k)}$ in step (a) boils down to solving a nonconvex optimization and is in general not implementable. In Supplementary Material we attempt this algorithm with step (a) implemented by the semidefinite relaxation proposed in [52] and show that it does converge but is impractical due to the excessive runtime (near one hour).

Since exactly solving (6)(7) using gradient descent is impractical, we turn to approximation algorithms.

Outer Approximation. [46] proposed an algorithm that produces a hierarchy of enclosing geodesic balls that asymptotically converge to the MEGB from above. This algorithm, however, has two drawbacks. First, the convergence is not detectable and therefore it is unclear how conservative is the computed enclosing geodesic ball compared to the true MEGB. Second, this algorithm is also built upon semidefinite relaxations and it is too slow to be practical (see Section V).

We focus on inner approximations in this paper.

Inner Approximation. If in addition to the outer approximation provided by [46], one can produce an inner approximation of the MEGB, then by comparing the relative ratio between the sizes of the inner and outer approximations, a certificate of approximation tightness can be obtained. The next result provides a straightforward way to compute inner approximations.

Proposition 3 (Inner Approximation of MEGB). *Let $\hat{S}_R \subseteq S_R$ and $\hat{S}_t \subseteq S_t$ be nonempty subsets. Consider the optimizations*

$$\min_{C \in \text{SO}(3)} \max_{R \in \hat{S}_R} \text{dist}_{\text{SO}(3)}(C, R) \quad (10)$$

and

$$\min_{c \in \mathbb{R}^3} \max_{t \in \hat{S}_t} \text{dist}_{\mathbb{R}^3}(c, t), \quad (11)$$

and denote their optimizers (resp. optima) to be \hat{C} (resp. \hat{D}) and \hat{c} (resp. \hat{d}). Then $B_{\text{SO}(3)}(\hat{C}, \hat{D})$ is no greater than the MEGB (8) and $B_{\mathbb{R}^3}(\hat{c}, \hat{d})$ is no greater than the MEGB (9), i.e.,

$$\hat{D} \leq D^*, \quad \hat{d} \leq d^*. \quad (12)$$

Proof: In (6) and (10), for any $C \in \text{SO}(3)$ denote

$$\begin{aligned} f(C) &:= \max_{R \in S_R} \text{dist}_{\text{SO}(3)}(C, R), \\ \hat{f}(C) &:= \max_{R \in \hat{S}_R} \text{dist}_{\text{SO}(3)}(C, R). \end{aligned}$$

Since $\hat{S}_R \subseteq S_R$, we have

$$f(C) \geq \hat{f}(C), \quad \forall C \in \text{SO}(3).$$

Therefore,

$$\min_{C \in \text{SO}(3)} f(C) = D^* \geq \hat{D} = \min_{C \in \text{SO}(3)} \hat{f}(C).$$

The proof for $\hat{c} \leq c^*$ is similar. ■

Proposition 3 states that, given any nonempty subsets of the original PURSE S_R and S_t , solving the minimax problems (10)-(11) leads to valid inner approximations. We remark that here the word “inner” is abused in the sense that we can only guarantee the MEGB of \hat{S}_R (resp. \hat{S}_t) is *smaller* than, but *not enclosed by*, the MEGB of the original PURSE S_R (resp. S_t). Fig. 1 gives such a counterexample. Nevertheless, we chose to use “inner” approximation to parallel the “outer” approximation in previous works. To make Proposition 3 useful, we need to strategically choose the subsets \hat{S}_R and \hat{S}_t such that (i) the minimax problems are easier to solve, and (ii) the inner approximations are as tight (large) as possible. Requirement (i) is easy to satisfy if we choose the subsets as *discrete samples*, i.e., we approximate the original PURSE as a point cloud of poses. In this case, the minimax problems can be solved exactly and efficiently [24], which we will further explain in Section IV. To satisfy requirement (ii), we leverage the intuition that the MEGB must touch the PURSE at a finite number of *contact points* [50, 34, 26] that lie on the boundary of the PURSE ∂S_R and ∂S_t . Therefore, if we can densely sample ∂S_R and ∂S_t , then there is high probability that the contact points will be included and the inner approximation will be close to the true MEGB. For example, the MEGB of the rectangle in Fig. 1 is exactly the same as the MEGB of the discrete point cloud containing four corners of the rectangle. Therefore, finding good samples on the boundary of the PURSE is crucial to compute tight inner approximations of the MEGB.

However, the (PURSE) is defined by abstract constraints and there exists no general algorithms that can sample its boundary, i.e., points at which some of the inequalities become equalities. In the next section, we will show that, despite being algebraically unstructured, the PURSE has simple geometrical structures that can be exploited to sample its boundary.

III. A DYNAMICAL SYSTEM PERSPECTIVE

Plugging the g functions in (2) and (3) to the definition of (PURSE), we explicitly write down the PURSE for Example 1

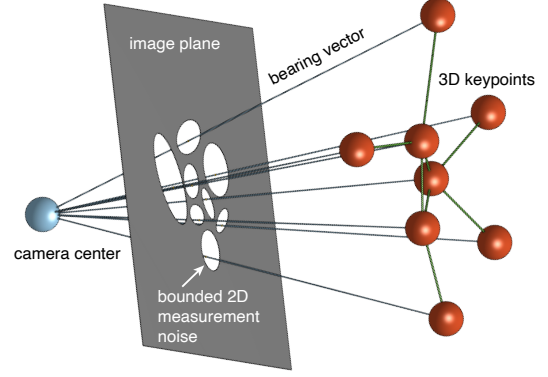
$$S = \{(R, t) \mid \|z_i - \Pi(RZ_i + t)\|_{\Lambda_i} \leq \beta_i, \forall i\}, \quad (\text{PURSE2D3D})$$

and for Example 2

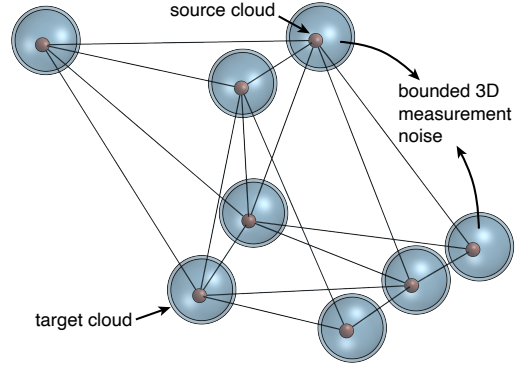
$$S = \{(R, t) \mid \|b_i - Ra_i - t\|_{\Lambda_i} \leq \beta_i, \forall i\}. \quad (\text{PURSE3D3D})$$

Although the constraints are complicated in (R, t) , they actually define quite simple geometric sets [55].

PURSE2D3D. Each constraint in (PURSE2D3D) asks $\Pi(RZ_i + t)$ –the reprojection of Z_i – to lie inside an ellipse on the image plane. Fig. 2(a) depicts the geometric constraints: the line from the camera center to each 3D keypoint, i.e., the bearing vector, needs to pass through the ellipse of bounded measurement noise. This is precisely a constrained mechanical system where there is (i) a prismatic joint between each 3D



(a) Constrained dynamical system for (PURSE2D3D).



(b) Constrained dynamical system for (PURSE3D3D).

Fig. 2. Constrained dynamical systems whose feasible sets correspond to (a) (PURSE2D3D) for Example 1 and (b) (PURSE3D3D) for Example 2.

keypoint and each bearing vector, and (ii) a spherical joint between each bearing vector and the camera center. The N 3D keypoints form a rigid body (as shown by the connected links in Fig. 2(a)) that can move in 3D space subject to the bearing vectors not passing the 2D ellipses.

PURSE3D3D. Each constraint in (PURSE3D3D) enforces $Ra_i + b_i$ –the rigid transformation of a_i – to lie inside an ellipsoid centered at b_i . Fig. 2(b) depicts the geometric constraints: each of the ellipsoid forms a shell in 3D space, and the rigid body formed by 3D points $\{a_i\}_{i=1}^N$ (again shown by the connected links) can freely move in 3D space subject to not escaping the ellipsoidal shells.

This geometric perspective shows if one can simulate the constrained dynamical systems in Fig. 2, e.g., under random disturbances, then everytime the dynamical system “hits” the boundary of the ellipses or shells, we obtain a pose sample on the boundary of PURSE. However, to the best of our knowledge, there does not exist an off-the-self simulator for constrained dynamical systems as the dynamics of these systems are described by *differential algebraic equations* that are much harder to solve than ordinary differential equations [32, 12]. Nevertheless, in the next section we show we can customize a simulator that basically simulates the rigid bodies as if there are no constraints until constraint violation happens.

Algorithm 1: CLOSURE Overview

```

1 Input: a pose uncertainty set (PURSE)  $S$ ; RANSAG
  trial number  $N_{\text{RANSAG}}$ ; simulation parameters  $\mathcal{P}$ ;
2 Output: miniball center pose  $s^* \in \text{SE}(3)$ ; radius of
  rotation miniball  $\hat{D}$ ; radius of translation miniball  $\hat{d}$ 
3  $S_0 \leftarrow \text{RANSAG}(S, N_{\text{RANSAG}})$ ;
4  $\partial \hat{S}_R \leftarrow \text{sample\_rotation\_boundary}(S_0, S, \mathcal{P})$ ;
5  $\partial \hat{S}_t \leftarrow \text{sample\_translation\_boundary}(S_0, S, \mathcal{P})$ ;
6  $R^*, \hat{D} \leftarrow \text{minimum\_enclosing\_geodesic\_ball}(\partial \hat{S}_R)$ ;
7  $t^*, \hat{d} \leftarrow \text{minimum\_enclosing\_ball}(\partial \hat{S}_t)$ ;
8 return:  $s^* \leftarrow (R^*, t^*), \hat{D}, \hat{d}$ 

```

IV. THE CLOSURE ALGORITHM

The CLOSURE algorithm contains three steps, which is overviewed in Algorithm 1.

Step I: Initialize Starting Poses. Given a (PURSE) S , we first sample a set of initial poses S_0 from S using an algorithm proposed in [52] called *random sample averaging* (RANSAG). The basic idea of RANSAG is to leverage the well-established *minimal solvers* [31] to quickly generate candidate poses and check if they belong to PURSE.

- **Example 1:** In each RANSAG trial, we randomly select 3 constraints (*i.e.*, 3 ellipses in Fig. 2(a)) and find a 2D point in each constraint. We then apply the perspective-3-point (P3P) minimal solver [23] to obtain a candidate pose s . We add s into the set S_0 if s satisfies (PURSE2D3D).
- **Example 2:** In each RANSAG trial, we randomly select 3 pairs of corresponding points, and apply Arun’s Method [6] to compute a candidate pose s . We put s into S_0 if s satisfies (PURSE3D3D).

Step II: Strategic Random Walk. In this step, we sample poses that are close to the boundary of the PURSE, ∂S , starting from the initial samples $S_0 \subset S$ by Step I. The basic idea is to add random perturbations to every pose in S_0 until they hit the boundary of the PURSE and violate the defining constraints. We engineer several techniques to make this idea more efficient.

- **Walk away from the center.** We first find the average rotation \bar{R} and average translation \bar{t} of S_0 (line 3-4). For each pose (R_0, t_0) in S_0 , we initialize N_W walks with randomized angular or center velocities while pointing outwards \bar{R} and \bar{t} , which explicitly encourages the samples to move away from the center and explore the boundary. To be exact, when sampling the rotation boundary ∂S_R , suppose (u, θ) is the axis-angle representation of the relative rotation between R_0 and \bar{R} , we initialize the angular velocity ω as $\omega = \omega_0(u + \tilde{u})$, where ω_0 is angular velocity magnitude and $\tilde{u} \in \mathbb{R}^3$ is a random unit vector. Similarly, when sampling the translation boundary ∂S_t , we initialize the center velocity v as $v = v_0((t_0 - \bar{t})/\|t_0 - \bar{t}\| + \tilde{v})$, where $\tilde{v} \in \mathbb{R}^3$ is a random unit vector. However, in Example 1, S_t in the camera projection direction appears significantly longer than the other two directions as shown in Fig. 3(a). To

Algorithm 2: ∂S_R sampler

```

1 Input: initial poses  $S_0 \subset \text{SE}(3)$ ; PURSE  $S$ ; base
  angular velocity magnitude  $\omega_0$ ; time step decay factor
   $\gamma$ ; translation perturbation scale  $t_p$ ; random walk trial
  number  $N_W$ ; iteration number  $N_I$ ; perturbation
  number  $N_P$ ; optimal perturbation number  $N_P^*$ ; time
  step scaling number  $N_T$ ;
2 Output: sampled boundary poses  $\partial \hat{S}_R \subset \text{SO}(3)$  as an
  inner approximation of  $\partial S_R$ ;
3  $\bar{R} \leftarrow \text{proj}_{\text{SO}(3)}(\sum_{(R_j, *) \in S_0} R_j)$ ;
4  $\bar{t} \leftarrow \frac{1}{|S_0|} \sum_{(*, t_j) \in S_0} t_j$ ;
5  $\partial \hat{S}_R \leftarrow \emptyset$ ;
6 for  $(R_0, t_0) \in S_0$  do
7   for  $n \leftarrow 1$  to  $N_W$  do
8      $\omega \leftarrow \text{init\_angular\_velocity}(R_0, \bar{R}, \omega_0)$ ;
9      $R^* \leftarrow R_0, t^* \leftarrow t_0$ ;
10    % Iterate  $N_I$  times so that the evolved pose
    gets close to  $\partial S_R$ 
11    for  $i \leftarrow 1$  to  $N_I$  do
12      % Randomize  $N_P$  translation perturbations
      for  $j \leftarrow 1$  to  $N_P$  do
13         $t_j \leftarrow t^* + \text{perturbation}(t_p)$ ;
14         $d_j \leftarrow \text{dist}(R^*, t_j, \partial S)$ ;
15      end
16      % Pick out  $N_P^*$  perturbations that drag the
      pose away from  $\partial S$ 
17       $\{j_k\}_{k=1}^{N_P^*} \leftarrow \text{top\_k\_indices}(\{d_j\}_{j=1}^{N_P}, N_P^*)$ ;
18      for  $k \leftarrow 1$  to  $N_P^*$  do
19        for  $m \leftarrow 1$  to  $N_T$  do
20           $\Delta T \leftarrow \gamma^{m-1}$ ;
21           $R_{km} \leftarrow \text{update\_rotation}(R^*, \omega,$ 
22             $\Delta T)$ ;
23           $I_{km} \leftarrow \text{in\_purse}(R_{km}, t_{j_k})$ ;
24        end
25      end
26      % Find the optimal pose that is still in  $S$ 
      and has the maximum rotation movement
27       $m_0 \leftarrow \min \{m \mid \exists k \text{ s.t. } I_{km} = 1\}$ ;
28       $k_0 \leftarrow \{k \mid I_{km_0} = 1\}$ ;
29       $R^* \leftarrow R_{k_0 m_0}$ ;
30       $t^* \leftarrow t_{k_0 m_0}$ ;
31    end
32     $\partial \hat{S}_R \leftarrow \partial \hat{S}_R \cup R^*$ ;
33  end
34 return:  $\partial \hat{S}_R$ 

```

balance the geometrical singularity, we apply additional normalization to the translation velocity according to the PCA analysis of S_0 .

- $\partial S \neq \partial S_R \times \partial S_t$. A vanilla walking strategy is to perform N_I iterations of rigid body movement with a variety of perturbations and step sizes (reflected in the time step lengths) so that the evolved poses can get close enough to ∂S . However, recall that our starting goal is

Algorithm 3: ∂S_R parallel sampler

```
1 Input: initial poses  $S_0 \subset \text{SE}(3)$ ; PURSE  $S$ ; base
   angular velocity magnitude  $\omega_0$ ; time step decay factor
    $\gamma$ ; translation perturbation scale  $t_p$ ; random walk trial
   number  $N_W$ ; iteration number  $N_I$ ; perturbation
   number  $N_P$ ; optimal perturbation number  $N_P^*$ ; time
   step scaling number  $N_T$ ;
2 Output: sampled boundary poses  $\partial \hat{S}_R \subset \text{SO}(3)$  as an
   inner approximation of  $\partial S_R$ ;
3  $\omega \leftarrow \text{init\_angular\_velocity}(S_0, \omega_0, N_W)$ ;
4  $v \leftarrow \text{init\_center\_velocity}(S_0, v_0, N_W)$ ;
5  $(R^*, t^*) \leftarrow \text{repeat}(S_0, N_W)$ ;
6  $\Delta T \leftarrow (1, \beta, \beta^2, \dots, \beta^{N_T-1})$ ;
7 for  $i \leftarrow 1$  to  $N_I$  do
8    $R \leftarrow \text{repeat}(R^*, N_P)$ ;
9    $t \leftarrow \text{repeat}(t^*, N_P) + \text{perturbation}(t_p, |S_0|N_W N_P)$ ;
10   $d \leftarrow \text{dist}(R, t, \partial S)$ ;
11   $j \leftarrow \text{top\_k\_indices}(d, N_P^*)$ ;
12   $\tilde{t} \leftarrow \text{repeat}(t_{[j]}, N_T)$ ;
13   $\tilde{R} \leftarrow \text{update\_rotation}(\text{repeat}(R^*, N_P^*), \omega, \Delta T)$ ;
14   $I \leftarrow \text{in\_purse}(\tilde{R}, \tilde{t})$ ;
15   $R^*, t^* \leftarrow \text{find\_farthest\_rotation}(\tilde{R}, \tilde{t}, I)$ ;
16 end
17 return:  $\partial \hat{S}_R \leftarrow R^*$ 
```

to sample ∂S_R and ∂S_t , not ∂S . One may think that $\partial S = \partial S_R \times \partial S_t$, but this is in general *not true*. In fact, $\partial S_R = \partial(S|_{\text{SO}(3)}) \subset (\partial S)|_{\text{SO}(3)}$ and $\partial S_t = \partial(S|_{\mathbb{R}^3}) \subset (\partial S)|_{\mathbb{R}^3}$. In words, the boundary of S_R (resp. S_t) is a subset of the boundary of S projected onto $\text{SO}(3)$ (resp. \mathbb{R}^3). This means even if $(R, t) \in \partial S$, it is not guaranteed that $R \in \partial S_R$ and $t \in \partial S_t$. Please refer to Supplementary Material for an intuitive example. With this observation in mind, we sample ∂S_R and ∂S_t separately. The ∂S_R sampler is shown in Algorithm 2, and the ∂S_t sampler is similar and presented in Supplementary Material for brevity.

When sampling ∂S_R (resp. ∂S_t), we fix the angular velocity ω (resp. center velocity v) and add random perturbations to center translation (resp. rotation). In each iteration step, we first find top N_P^* perturbations out of N_P that *drags the pose away from ∂S , i.e., maximizing the distance to ∂S* . The distance between a pose $(R, t) \in \text{SE}(3)$ and ∂S is defined heuristically as

$$\text{dist}(R, t, \partial S) = \min_i (\beta_i - \|g_i((R, t), y_i)\|_{\Lambda_i}), \quad (13)$$

where g_i is the estimation error defined in (2) or (3). Then we apply different step scales γ^{m-1} , $m = 1, \dots, N_T$ to the pose after each perturbation. Among all the $N_P^* N_T$ poses, we find the one that is still in S and has the maximum rotation (resp. translation) movement to update the optimal pose (R^*, t^*) . Finally, after N_I iterations, we add the optimal pose to $\partial \hat{S}_R$. In this way, we can sample $|S_0|N_W$ poses that are close enough to ∂S_R (resp. ∂S_t) from different approaching directions. Algorithm 2

summarizes the strategic random walk that samples ∂S_R .

- **Parallelization.** To improve the sampling speed, we implement Algorithm 2 with parallel programming using CuPy,⁴ presented in Algorithm 3. We notice that (R^*, t^*) is the only variable that is updated consecutively in each iteration, while all the other loops are independent and can be executed in parallel. Specifically, there are $|S_0|N_W$ walks in total with different initial velocities. In each iteration, the N_P perturbations can be applied to the optimal poses in parallel, from which we can find N_P^* optimal perturbations that maximize the distance to ∂S according to (13). Next, we apply all N_T time step scales in a roll and broadcast to N_P^* optimal perturbations for object movement simulation. At the end of each iteration, we update the optimal poses (R^*, t^*) with the farthest movements. With in-depth analysis of the sampling algorithm, the steps with heaviest computation are 10 and 14. In these steps, $|S_0|N_W N_P$ and $|S_0|N_W N_P^* N_T$ poses⁵ are checked, while checking each pose requires to calculate (PURSE2D3D) or (PURSE3D3D). Executing these steps in parallel significantly reduces the time cost compared with CPU based implementation.

Step III: Miniball. In this step, after acquiring a set of rotations $\partial \hat{S}_R$ and translations $\partial \hat{S}_t$ close to ∂S_R and ∂S_t respectively, we calculate the MEGB of $\partial \hat{S}_R$ and $\partial \hat{S}_t$. The *miniball* algorithm⁶ introduced in [24] provides a fast implementation that can exactly compute the MEGB of a point cloud in Euclidean space. This means we can directly apply it to solve (11) and compute $B_{\mathbb{R}^3}(\hat{c}, \hat{d})$ because $\partial \hat{S}_t \subset \mathbb{R}^3$ lives in an Euclidean space. However, we cannot directly apply miniball to $\partial \hat{S}_R$ because it lives in $\text{SO}(3)$. Fortunately, [46, Proposition A12, A13] points out, under mild conditions, computing the MEGB of a set on $\text{SO}(3)$ is equivalent to computing the MEGB of the corresponding set on the space of unit quaternions, which in turn is equivalent to simply treating the unit quaternions as points in \mathbb{R}^4 . Therefore, we can apply the same algorithm after embedding the rotations in \mathbb{R}^4 and solve (10) to compute $B_{\text{SO}(3)}(\hat{C}, \hat{D})$. Thanks to the efficiency of the miniball algorithm, the runtime of this step is negligible compared to RANSAG and the strategic random walk.

In summary, the CLOSURE algorithm takes the PURSE as input, and outputs $B_{\text{SO}(3)}(\hat{C}, \hat{D})$ and $B_{\mathbb{R}^3}(\hat{c}, \hat{d})$, serving as inner approximations of the true MEGB. By taking advantage of efficient GPU parallel computing, CLOSURE can be executed around 0.2 seconds with satisfying performance and is suitable for real-time applications.

V. EXPERIMENTS

We test CLOSURE on two real datasets, the LM-O dataset [11] for object pose estimation (Example 1) and the 3DMatch dataset [56] for point cloud registration (Example 2). Since

⁴<https://cupy.dev/>, a python interface for NVIDIA CUDA library.

⁵In a typical case, $|S_0| \approx 100$, $N_W = 2$, $N_P = 150$, $N_P^* = 10$, $N_T = 15$, thus $|S_0|N_W N_P = |S_0|N_W N_P^* N_T \approx 3 \times 10^4$.

⁶<https://people.inf.ethz.ch/gaertner/subdir/software/miniball.html>

CLOSURE takes in the (PURSE) description, we briefly describe how we process the datasets to obtain PURSE descriptions.

- **LM-O dataset.** The LM-O test dataset contains 1214 images each capturing 8 different objects on a table and the goal here to estimate the 6D pose of each object while quantifying uncertainty. We leverage the pretrained semantic keypoint detector [38] to detect 2D semantic keypoints $\{z_i\}_{i=1}^N$ of each object that are matched to the manually labeled 3D keypoints $\{Z_i\}_{i=1}^N$ (N is around 10). To calibrate the uncertainty of the 2D keypoint detections, we follow the conformal prediction approach in [52], which produces descriptions of pose uncertainty in the form of (PURSE2D3D).
- **3DMatch dataset.** The 3DMatch test dataset includes 1623 pairs of point clouds and the goal here is to estimate the 6D rigid transformation between each pair of clouds while quantifying uncertainty. We leverage the pretrained DGR network [18] that detects salient keypoint matches $\{a_i, b_i\}_{i=1}^K$ between each pair of clouds. To calibrate the uncertainty of the keypoint matches, we design a similar conformal prediction procedure as [52] with 400 pairs in the calibration dataset. The details of the conformal prediction design are presented in Supplementary Material. After conformal prediction, pose uncertainty is given in the form of (PURSE3D3D) with $N = 50$.

A. Effectiveness of the Boundary Sampler

A key idea in CLOSURE is that it tries to apply strategic random walks to sample the boundary of the PURSE. Here we investigate how effective is this boundary sampling strategy on two examples. To do so, we compare CLOSURE with pure RANSAG, *i.e.*, sampling inside PURSE without any motivation to sample the boundary. We choose one example in the LM-O dataset and one example in 3DMatch dataset. We compare a more accurate parameter set of CLOSURE++ with pure RANSAG for 100000 trials, both running around 1 second. Fig. 3 plots the sampling results of the two algorithms. We use the stereographic projection to visualize the rotation samples (*i.e.*, we convert rotations to unit quaternions and use stereographic projection to represent unit quaternions on a 3D sphere). We can clearly see that the samples from CLOSURE++ are more spread-out than those from RANSAG only. For this reason, the geodesic balls enclosing the CLOSURE++ samples are larger than the geodesic balls enclosing the RANSAG samples.

B. Certificate of Approximation Tightness

We then perform a large-scale experiment of uncertainty quantification on all the test samples of LM-O and 3DMatch (excluding the calibration samples), where we compare the performance of CLOSURE with other baseline algorithms. Our algorithm CLOSURE runs on a single CPU with a RTX 3090 GPU, while the other baselines run on a workstations with 128 x AMD Ryzen Threadripper PRO 5995WX 64-Cores CPUs. Specifically, RANSAG and RANSAG+fmincon run with MATLAB Parallel Computing Toolbox.

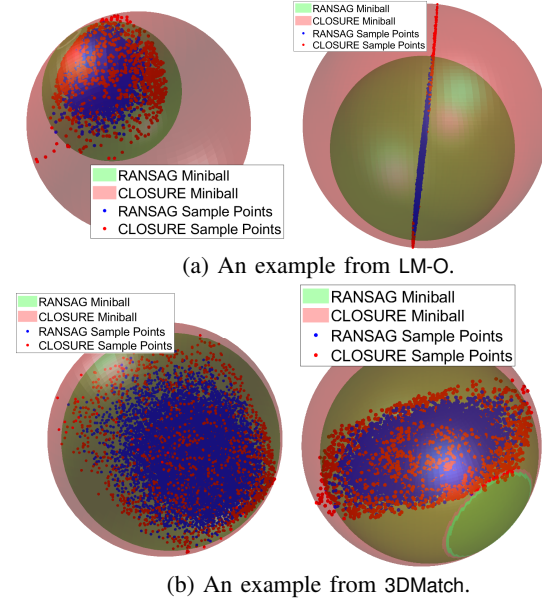


Fig. 3. Effectiveness of PURSE boundary sampler on (a) an example from LM-O, and (b) an example from 3DMatch. Left: rotation, Right: translation.

1) LM-O: We implement two versions of CLOSURE

- **CLOSURE:** the default CLOSURE algorithm with parameters $N_{\text{RANSAG}} = 1500$, $\omega_0 = 1$, $v_0 = 2$, $\gamma = 0.5$, $R_p = 0.2$, $t_p = 0.1$, $N_W = 2$, $N_I = 5$, $N_p = 150$, $N_T = 15$.
- **CLOSURE++:** the more accurate algorithm with parameters $N_{\text{RANSAG}} = 1500$, $\omega_0 = 1$, $v_0 = 2$, $\gamma = 0.5$, $R_p = 0.2$, $t_p = 0.1$, $N_W = 10$, $N_I = 10$, $N_p = 150$, $N_T = 15$.

We implement the following baselines

- **RANSAG:** pure RANSAG sampling with the miniball algorithm. We choose the number of pure RANSAG trials so that its runtime is roughly one second on the workstation with parallel workers.
- **RANSAG+fmincon:** to encourage the RANSAG initial samples to walk to the boundary of PURSE, we explicitly solve an optimization problem

$$\text{Problem}(i) = \max_{(R,t) \in S} \|z_i - \Pi(RZ_i + t)\|_{\Lambda_i} \quad (14)$$

where z_i is the detected 2D key point, Z_i is the 3D key point, and maximizing the objective explicitly pushes the rigid body system in Fig. 2(a) to hit the boundary of the i -th ellipse. The algorithm proceeds as in Algorithm 4, and we solve the optimization problems using Matlab function `fmincon` with parallel workers.

- **GRCC:** the algorithm from [46] that computes an outer approximation of the MEGB of PURSE with relaxation order $\kappa = 2$ for translation and $\kappa = 3$ for rotation. It provides an outer approximation of the MEGB (*i.e.*, \bar{D} and \bar{d}), which is used to calculate η_R and η_t for other methods.

We investigate the runtime of these five algorithms, and more importantly, study how tight the inner and outer approximations of the MEGB are. Specifically, GRCC is the only algorithm that produces upper bounds on the size of the true

Algorithm 4: RANSAG+fmincon

1 **Input:** Calibration dataset \mathcal{D} , a pose uncertainty set (PURSE) S ; RANSAG trial number N_{RANSAG} ; key point search index set \mathcal{I} ;

2 **Output:** sampled boundary poses $\partial\hat{S} \subset \text{SE}(3)$ in PURSE; center pose $s^* \in \text{SE}(3)$; radius of minimum enclosing geodesic ball \hat{D} ; radius of minimum enclosing ball \hat{d}

3 $S_0 \leftarrow \text{RANSAG}(S, N_{\text{RANSAG}})$;

4 $\partial\hat{S} \leftarrow S_0$;

5 **for** $i \in \mathcal{I}$ **do**

6 **for** $(R_0, t_0) \in S_0$ **do**

7 $(R, t) \leftarrow \text{fmincon}(\text{Problem}(i), \text{init}:(R_0, t_0))$;

8 **if** $(R, t) \in S$ **then**

9 $\partial\hat{S} \leftarrow \partial\hat{S} \cup \{(R, t)\}$;

10 **end**

11 **end**

12 **end**

13 $R^*, \hat{D} \leftarrow$

$\text{minimum_enclosing_geodesic_ball}((\partial\hat{S})|_{\text{SO}(3)})$;

14 $t^*, \hat{d} \leftarrow \text{minimum_enclosing_ball}((\partial\hat{S})|_{\mathbb{R}^3})$;

15 **return:** $\partial\hat{S}, s^* \leftarrow (R^*, t^*), \hat{D}, \hat{d}$

MEGB. Let \bar{D} and \bar{d} be the radii of the enclosing geodesic balls produced by GRCC on $\text{SO}(3)$ and \mathbb{R}^3 , respectively. The other four algorithms all produce lower bounds on the size of the true MEGB. Let \hat{D} and \hat{d} be the radii of the geodesic balls produced by these inner approximation algorithms. Define the *relative ratios*

$$\eta_R := \frac{\hat{D}}{\bar{D}} \leq 1, \quad \eta_t := \frac{\hat{d}}{\bar{d}} \leq 1. \quad (15)$$

Clearly, $\eta_R = 1$ (resp. $\eta_t = 1$) certifies that the true MEGB has been found, and the closer η_R, η_t are w.r.t 1 the tighter the inner approximations are. Therefore, η_R, η_t produce certificates of approximation tightness.

Results. Table I summarizes the average runtime and the relative rotation and translation ratios. We observe that (i) CLOSURE runs below 0.2 seconds on average and attains $\eta_R > 0.92, \eta_t > 0.97$, making it the method of choice for real-time uncertainty quantification; (ii) with more runtime budget, CLOSURE++ runs below 1 second but boosts the relative ratios to almost 1; (iii) RANSAG, without the strategic random walks to sample the boundary, runs slower with worse relative ratios, again showing the value of the PURSE boundary sampler. (iv) RANSAG+fmincon attains the best η_R but the worst η_t , showing that the translation uncertainty set is more difficult to sample for an optimization-based approach; (v) the GRCC algorithm, despite being the only algorithm that can produce outer approximations, is too slow for real-time applications. We believe the results in Table I show that CLOSURE and CLOSURE++ can be real-time alternatives of the GRCC because the amount of underestimation of the uncertainty is very minor.

2) 3DMatch: We implement two versions of CLOSURE

- CLOSURE: $N_{\text{RANSAG}} = 1500, \omega_0 = 0.5, v_0 = 0, \gamma = 0.5, R_p = 0, t_p = 0.1, N_W = 2, N_I = 5, N_p = 150,$

TABLE I
PERFORMANCE OF 5 METHODS ON LM-O (EXAMPLE 1)

	avg runtime (seconds)	avg η_R	avg η_t
CLOSURE	0.1879	0.9280	0.9781
CLOSURE++	0.7563	0.9660	0.9918
RANSAG	1.8368	0.8916	0.8791
RANSAG+fmincon	6.1095	0.9726	0.8119
GRCC	74.9724	\	\

$N_T = 15$.

- CLOSURE++: $N_{\text{RANSAG}} = 1500, \omega_0 = 0.5, v_0 = 0, \gamma = 0.5, R_p = 0, t_p = 0.1, N_W = 20, N_I = 10, N_p = 150, N_T = 15$

We implement the same RANSAG and GRCC baselines as in the LM-O case. We choose to not compare with RANSAG+fmincon due to its excessive runtime. We then investigate the runtime of these algorithms as well as the certificates of approximation tightness as defined in (15).

Results. Table II summarizes the average runtime and the relative rotation and translation ratios. We observe that (i) CLOSURE runs below 0.2 seconds on average and attains $\eta_R > 0.91, \eta_t > 0.93$, which benefits real-time uncertainty quantification. (ii) CLOSURE++ consumes more time but achieves the most accurate relative ratios. (iii) RANSAG runs slow and has the worst relative ratios. (iv) GRCC is too slow for real-time applications.

TABLE II
PERFORMANCE OF 4 METHODS ON 3DMatch (EXAMPLE 2)

	avg runtime (seconds)	avg η_R	avg η_t
CLOSURE	0.1774	0.9140	0.9364
CLOSURE++	1.3362	0.9318	0.9563
RANSAG	1.2820	0.8480	0.8689
GRCC	147.8408	\	\

C. Time Decomposition

We analyze the time decomposition of CLOSURE. Our algorithm consists of three steps as described in Section IV: (1) RANSAG sampling, (2) strategic random walk, (3) miniball. The result of the time decomposition in Example 1 and Example 2 are shown in Table III. We see that for CLOSURE, the time of the RANSAG sampling is comparable to that of strategic random walk, and the miniball time is negligible.

TABLE III
TIME DECOMPOSITION OF CLOSURE AND CLOSURE++.

	RANSAG	Random walk	Miniball
Example 1 CLOSURE	0.0900	0.0915	0.0064
Example 1 CLOSURE++	0.0869	0.6235	0.0459
Example 2 CLOSURE	0.0883	0.0838	0.0053
Example 2 CLOSURE++	0.0874	1.1997	0.0491

D. Ablation: Sensitivity to Parameters

We study how the parameters of CLOSURE impact its efficiency, *i.e.*, how the performance (in terms of relative ratios) and runtime changes with the input parameter set. We present the results for sampling the rotation boundary ∂S_R of (PURSE3D3D) and refer the interested reader to Supplementary Material for more results.

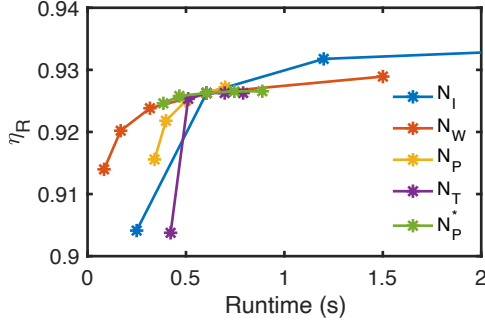


Fig. 4. The ratio-runtime curve of different parameters. $N_I \in \{2, 5, 10, 20\}$, $N_W \in \{2, 5, 10, 20, 50\}$, $N_P \in \{20, 50, 100, 150, 200\}$, $N_T \in \{5, 10, 15, 20, 25\}$, $N_P^* \in \{2, 5, 10, 15, 20\}$

Specifically, though a large parameter set is available to tune, the parameters that have the largest impact on the efficiency of CLOSURE are iteration step number N_I and number of the parallel workers N_W, N_T, N_P, N_P^* . We initialize the parameter set with $N_I = 5, N_W = 20, N_T = 15, N_P = 150, N_P^* = 10, \omega = 0.5, \beta = 0.5, t_p = 0.1$. When setting new values to each parameter, the rest of the parameters are kept the same as the initial values. During the study, we fix the RANSAG output of each experiment and compare the performance of different parameter values. The results are shown in Fig. 4, which demonstrate that CLOSURE’s performance is quite robust to parameter tuning. For all the parameter choices, CLOSURE achieves relative ratio $\eta_R > 90\%$ and its runtime is around 1 second.

It is clear that both runtime and η_R grows as the all numbers increase, especially when the numbers start from a small value. However, as N_I and N_W grow higher, η_R saturates around 0.93. This might be a result that the outer approximation \bar{D} provided by GRCC is not tight enough. Therefore, even if the sampler fully explores ∂S_R , the relative ratio will not reach 1. In the mean while, the sensitivity is not significant as the η_R stays above 0.9 for a wide range of parameter values.

E. How Large is the Pose Uncertainty?

The previous results focused on showing the relative ratios that are informative for the approximation performance of CLOSURE. In Fig. 5, we show the cumulative distribution of absolute sizes of the inner approximations of MEGB, just so the reader is aware of how much uncertainty is induced from the calibrated noise bounds on the keypoint measurements generated by modern neural networks. From the cumulative distribution we can see that the rotation uncertainty is significant for both cases with a long-tail distribution. For translation, uncertainty from the LM-O dataset is also large. This is because: (i) compared with Example 2, Example 1 loses one dimension; (ii) The DGR network is more recent thus may be better trained. These numbers above show that there is a significant amount of pose uncertainty from robot perception. We hope, now that CLOSURE enables fast quantification of the pose uncertainty, future research can investigate ways to *reduce* uncertainty in the pose estimation and perceptual learning pipeline.

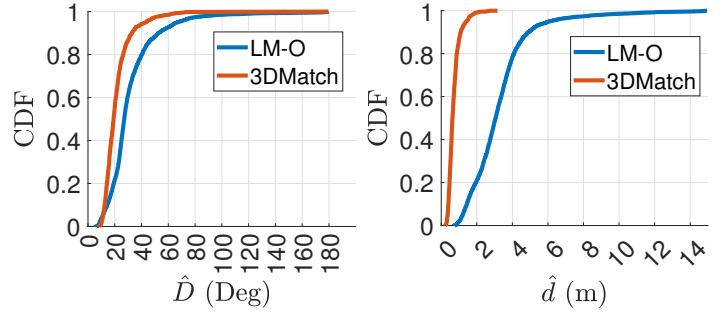


Fig. 5. Absolute radius of the geodesic ball of rotation and translation, in CLOSURE for Example 1 and Example 2. Left: rotation, Right: translation.

VI. CONCLUSION

We introduced CLOSURE, a GPU-accelerated fast algorithm that can quantify pose uncertainty from learned 2D-3D and 3D-3D keypoint matches in real time. The key perspective that led to the design of CLOSURE is that the pose uncertainty set (PURSE), despite being algebraically unstructured, corresponds to the feasible set of a constrained dynamical system. The key algorithmic component of CLOSURE is a strategy to generate random walks towards the boundary of the PURSE, and the key enabler for the efficiency of CLOSURE is parallel computing in GPUs. With two real-world datasets, we demonstrate the efficiency and effectiveness of CLOSURE in producing tight uncertainty estimation of 6D poses.

ACKNOWLEDGMENTS

We would like to thank William Zhang for drawing the 3D visualizations in Fig. 2.

APPENDIX

A. Non-Gaussian Measurement Noise in Example 2

In this section, we provide numerical evidence that the noise in measurements generated by either handcrafted features or learned features in point cloud registration (Example 2) do not follow a Gaussian distribution.

Our strategy is to compute the noise vector ϵ_i from (1) as

$$\epsilon_i = b_i - (Ra_i + t), i = 1, \dots, N,$$

where $y_i = (a_i, b_i) \in \mathbb{R}^3 \times \mathbb{R}^3$ is a pair of matched 3D keypoints in the source point cloud and the target point cloud respectively, typically available through matching (handcrafted or learned) features of the point clouds. We evaluate the noises on the popular 3DMatch dataset [56] using two feature matching algorithms: (i) a handcrafted feature FPFH [42], and (ii) a learned feature FCGF [17].

This procedure produces a set of $N = 1,431,186$ and $N = 8,410,386$ pairs of matching points $y_i = (a_i, b_i)$, respective for FPFH and FCGF. We want to test if the noise $\{\epsilon_i\}_{i=1}^N$ are drawn from a multivariate Gaussian (normal) distribution. To do so, we use the R package MVN [30] that provides a suite of popular multivariate normality tests well established in statistics. To consider potential outliers in the noise vectors $\{\epsilon_i\}_{i=1}^N$, we run MVN on $\alpha\%$ of the noise vectors with smallest norms, and we sweep α from 1 (*i.e.*, keep only the 1% smallest noise vectors) up to 100 (*i.e.*, keep all noise vectors). Then we provide perspective plots and the Chi-square quantile-quantile (Q-Q) plots of the noise vectors under different inlier thresholds.

Percentage	Mardia	Henze-Zirkler	Royston	Doornik-Hansen	Energy
1%	NO	NO	NO	NO	NO
5%	NO	NO	NO	NO	NO
10%	NO	NO	NO	NO	NO
20%	NO	NO	NO	NO	NO
40%	NO	NO	NO	NO	NO
100%	NO	NO	NO	NO	NO

TABLE A4

MVN TEST FOR FPFH METHOD ON $\alpha\%$ PERCENTAGE OF THE NOISE VECTORS WITH SMALLEST NORMS. (MVN TEST FOR FCGF METHOD HAS THE SAME RESULT.)

Table A4 shows all the MVN tests indicate that the noise residuals do not follow a Gaussian distribution even after filtering potential outliers and no matter whether the matching points are calculated with handcrafted or deep learning based methods. Fig. A6 and Fig. A7 show the perspective plots (top) and the Chi-square quantile-quantile (Q-Q) plots (bottom) of the empirical density functions under different inlier thresholds, in comparison to that of a Gaussian distribution. We can see that the empirical density functions deviate far away from a Gaussian distribution, and are difficult to characterize. This motivates the set membership estimation framework in Section I.

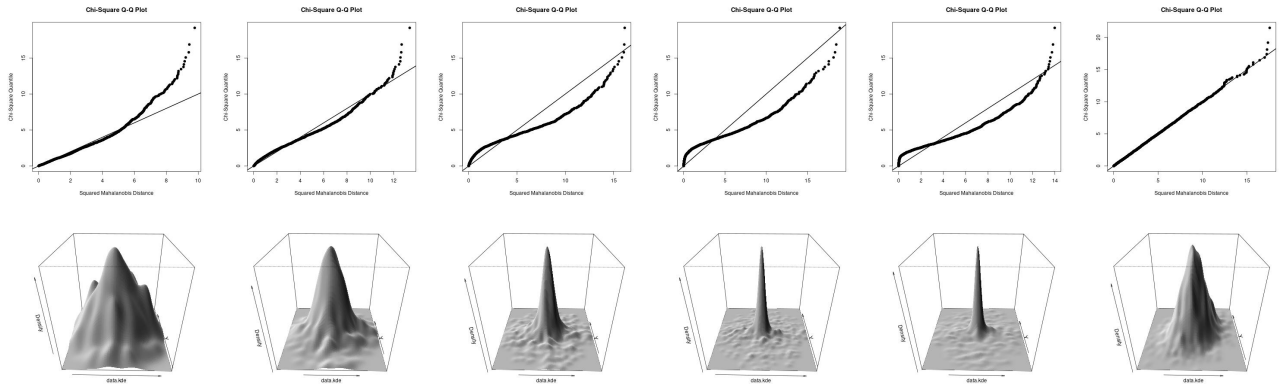


Fig. A6. Perspective plots (top) and Chi-square Q-Q plots (bottom) of the noise vectors generated with **handcrafted features** (FPFH) from the 3DMatch dataset. From left to right, they are respectively for noise residual range 5cm, 10cm, 20cm, 50cm, 100cm. The right-most graph shows the perspective plot for a Gaussian distribution that can be used as comparison.

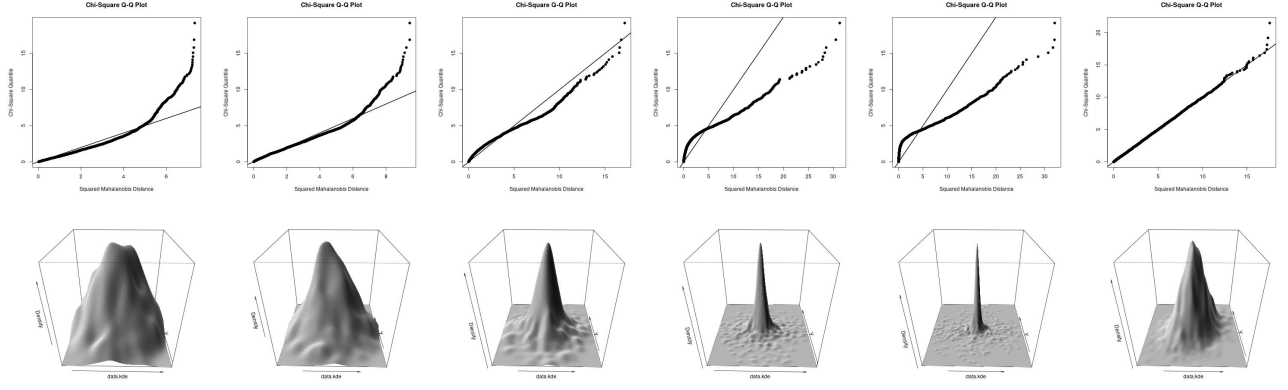


Fig. A7. Perspective plots (top) and Chi-square Q-Q plots (bottom) of the noise vectors generated with **learned features** (FCGF) from the 3DMatch dataset. From left to right, they are respectively for noise residual range 5cm, 10cm, 20cm, 50cm, 100cm. The right-most graph shows the perspective plot for a Gaussian distribution that can be used as comparison.

Algorithm A5: 3DMatch conformal calibration

```

1 Input: Calibration Point Cloud pairs with matched keypoints  $\mathcal{D} = \{\{a_j, b_j\}_{j=1}^{N_i}\}_{i=1}^{N_{\text{Calibration}}}$ ; error rate  $\epsilon$ 
2 Output: Calibration threshold  $\alpha$ 
3 for  $i \in \{1, \dots, N_{\text{Calibration}}\}$  do
4    $N_i \leftarrow$  number of correspondences in the  $i$ -th point cloud;
5    $(R_i, t_i) \leftarrow$  ground truth pose of the  $i$ -th point cloud;
6    $\{a_j, b_j\}_{j=1}^{N_i} \leftarrow$  correspondences of the  $i$ -th pair of point clouds;
7    $\{w_j\}_{j=1}^{N_i} \leftarrow$  weights of the correspondences;
8    $\alpha_i \leftarrow \max_{j=1, \dots, N_i} (\|R_i a_j + t_i - b_j\|^2 \times w_j)$ ;
9 end
10 Sort  $\alpha_{\pi(1)} \geq \alpha_{\pi(2)} \geq \dots \geq \alpha_{\pi(N_{\text{Calibration}})}$ ;
11  $\alpha \leftarrow \alpha_{\pi(N_{\text{Calibration}} \times (1-\epsilon))}$ ;
12 return:  $\alpha$ 

```

B. Uncertainty Calibration for Example 2

The sketch of the calibration process for the Example 2 is shown in Algorithm A5.

Basic Setup. Given a pair of point clouds, the DGR network [18] outputs a set of matched keypoints $\{(a_j, b_j)\}$ together with weights w_j , with w_j indicating the confidence of the j -th match being valid. Thus, we leverage the weights of the features output by the DGR network as the confidence function in the calibration and test process. Also, we normalize the 2-norm of the weights of each point clouds to keep weights across different point clouds to have the same scale. To (1) reduce the calculation burden of the PURSE set, (2) prune the outliers to reduce the uncertainty of the PURSE set, we only select the top 50 correspondences with the largest weights for the calibration and the test process.

Calibration process. In the calibration process, we follow the inductive conformal prediction procedure [2] and randomly choose 400 pairs of point clouds for calibration from the 3DMatch dataset with ground truth poses, and use the DGR network to output the features and the weights of the features. The calibration process of the PURSE set in Example 2 is carried out as follows: for the i -th point cloud, denote the ground truth pose as (R_i, t_i) , the correspondences as $\{a_j, b_j\}_{j=1}^{N_i}$ and the weights as $\{w_j\}_{j=1}^{N_i}$. We then calculate $\|R_i a_j + t_i - b_j\|^2 \times w_j$. We denote $\alpha_i = \max_{j=1, \dots, N_i} (\|R_i a_j + t_i - b_j\|^2 \times w_j)$. Then we sort all the α_i as $\alpha_{\pi(1)} \geq \alpha_{\pi(2)} \geq \dots \geq \alpha_{\pi(400)}$ and for a given error rate $\epsilon = 20\%$, we select $\alpha = \alpha_{\pi(400 \times 80\%)} = \alpha_{\pi(320)}$.

Test process. Then in the test process, for the i -th point cloud, we use the DGR network to output the features and the weights of the features. We denote the correspondences as $\{a_j, b_j\}_{j=1}^{N_i}$ and the weights as $\{w_j\}_{j=1}^{N_i}$. We formulate the PURSE set as:

$$\left\{ (R, t) \mid \|R a_j + t - b_j\|^2 \leq \frac{\alpha}{w_j}, j = 1, \dots, N_i \right\}$$

C. Geodesic Gradient Descent

In this section, we focus on finding the MEGB on $\text{SO}(3)$ for rotation through geodesic gradient descent, as the geometry for \mathbb{R}^3 is simpler and already studied in prior work [7]. We specify the algorithm framework introduced in [5] to $\text{SO}(3)$ and prove that it is equal to geodesic gradient descent. We then provide convergence analysis and numerical experiments to verify the results.

Inner maximization problem. We first focus on the inner maximization problem. Let $\mathcal{S}_R \subset B(O, \rho)$ be a nonempty compact subset of $\text{SO}(3)$ contained in the open ball $B(O, \rho)$ at center O with radius $\rho \leq \frac{\pi}{2}$, consider the function

$$\begin{aligned} f : B(O, \rho) &\rightarrow \mathbb{R} \\ c &\mapsto f(c) = \max_{s \in \mathcal{S}_R} \text{dist}_{\text{SO}(3)}^2(c, s). \end{aligned} \quad (\text{A16})$$

If $\rho \leq \frac{\pi}{2}$, we can guarantee the continuity and convexity of f . Specifically, we have the following proposition:

Proposition A4 (Convexity and (Sub)gradient). *The following properties hold true for f :*

- (i) f is Lipschitz continuous with $L = 4\rho$, i.e., $|f(c_1) - f(c_2)| \leq L \text{dist}_{\text{SO}(3)}(c_1, c_2), \forall c_1, c_2 \in B(O, \rho)$;
- (ii) f is strictly convex when $\rho = \frac{\pi}{2}$;
- (iii) f is μ -strongly convex when $\rho < \frac{\pi}{2}$, with $\mu = 2\rho \cot(\rho)$.

Proof: Lipschitz continuity of f . Pick any two points $c_1, c_2 \in B(O, \rho)$, since \mathcal{S}_R is a nonempty compact set, the “max” in (A16) is attained, say at s_1 and s_2 , respectively (s_1 and s_2 are not necessarily unique). Consequently, we can write

$$\begin{aligned} &|f(c_1) - f(c_2)| \\ &= \left| \text{dist}_{\text{SO}(3)}^2(c_1, s_1) - \text{dist}_{\text{SO}(3)}^2(c_2, s_2) \right| \\ &= (\text{dist}_{\text{SO}(3)}(c_1, s_1) + \text{dist}_{\text{SO}(3)}(c_2, s_2)) |\text{dist}_{\text{SO}(3)}(c_1, s_1) - \text{dist}_{\text{SO}(3)}(c_2, s_2)| \\ &\leq 4\rho |\text{dist}_{\text{SO}(3)}(c_1, s_1) - \text{dist}_{\text{SO}(3)}(c_2, s_2)| \end{aligned}$$

where the last inequality holds because of the triangle inequality

$$\text{dist}_{\text{SO}(3)}(c_i, s_i) \leq \text{dist}_{\text{SO}(3)}(c_i, O) + \text{dist}_{\text{SO}(3)}(O, s_i) < 2\rho, \quad i = 1, 2.$$

It remains to show $|\text{dist}_{\text{SO}(3)}(c_1, s_1) - \text{dist}_{\text{SO}(3)}(c_2, s_2)| \leq \text{dist}_{\text{SO}(3)}(c_1, c_2)$. First, the inequality trivially holds when $\text{dist}_{\text{SO}(3)}(c_1, s_1) = \text{dist}_{\text{SO}(3)}(c_2, s_2)$. Second, when $\text{dist}_{\text{SO}(3)}(c_1, s_1) > \text{dist}_{\text{SO}(3)}(c_2, s_2)$, we have

$$\text{dist}_{\text{SO}(3)}(c_1, s_1) > \text{dist}_{\text{SO}(3)}(c_2, s_2) \geq \text{dist}_{\text{SO}(3)}(c_2, s_1),$$

with the last inequality due to s_2 attains the maximum (squared) distance to c_2 . Hence,

$$\begin{aligned} &\text{dist}_{\text{SO}(3)}(c_1, s_1) - \text{dist}_{\text{SO}(3)}(c_2, s_2) \\ &\leq \text{dist}_{\text{SO}(3)}(c_1, s_1) - \text{dist}_{\text{SO}(3)}(c_2, s_1) \leq \text{dist}_{\text{SO}(3)}(c_1, c_2), \end{aligned}$$

where the last inequality follows again from the triangle inequality. Third, when $\text{dist}_{\text{SO}(3)}(c_1, s_1) < \text{dist}_{\text{SO}(3)}(c_2, s_2)$, we similarly have

$$\begin{aligned} &\text{dist}_{\text{SO}(3)}(c_2, s_2) - \text{dist}_{\text{SO}(3)}(c_1, s_1) \\ &\leq \text{dist}_{\text{SO}(3)}(c_2, s_2) - \text{dist}_{\text{SO}(3)}(c_1, s_2) \leq \text{dist}_{\text{SO}(3)}(c_1, c_2). \end{aligned}$$

Therefore, f is Lipschitz continuous with $L = 4\rho$.

To show f is convex, we first need the domain $B(O, \rho)$ to be convex. This is evident in [25, Lemma 6] for $\rho \leq \frac{\pi}{2}$. We then show f has a positive (semi-)definite Hessian in $B(O, \rho)$.

Convexity of $\text{dist}_{\text{SO}(3)}^2(c, s)$. We first analyze the gradient and Hessian of $\text{dist}_{\text{SO}(3)}^2(c, s)$ at $c \in B(O, \rho)$ with $s \in \mathcal{S}_R \subset B(O, \rho)$. By definition, the gradient and Hessian of $\text{dist}_{\text{SO}(3)}^2(c, s)$ are the gradient and Hessian of the following function w.r.t. $x \in \mathbb{R}^3$, a tangent vector at c :

$$\text{dist}_{\text{SO}(3)}^2(c \text{Exp}(x), s) = \text{dist}_{\text{SO}(3)}^2(\text{Exp}(x), c^\top s),$$

where $\text{Exp}(x) = \exp(x^\wedge)$ is the composition of the “ $^\wedge$ ” map and the exponential map. Let $c^\top s \in \text{SO}(3)$ be a rotation about the unit axis w with angle γ (i.e., the axis-angle representation for $c^\top s$ is (w, γ)). We then recall the following cosine rule in $\text{SO}(3)$ about geodesic triangles.

Lemma A5 (Cosine rule in $\text{SO}(3)$ [25, Proposition 2]). *Let $A_1, A_2, A_3 \in \text{SO}(3)$ be three points forming a triangle and let a_1, a_2, a_3 be the lengths of the three geodesic line segments. If a_3 is the length of the smaller geodesic arc between A_1 and A_2 , then*

$$\cos\left(\frac{a_3}{2}\right) = \cos\left(\frac{a_1}{2}\right) \cos\left(\frac{a_2}{2}\right) + \sin\left(\frac{a_1}{2}\right) \sin\left(\frac{a_2}{2}\right) \cos(\angle A_1 A_3 A_2), \quad (\text{A17})$$

where $\angle A_1 A_3 A_2$ is the angle formed by the geodesic segments $A_1 A_3$ and $A_2 A_3$ at point A_3 .

Using Lemma A5 and letting $A_1 = \text{Exp}(x)$, $A_2 = c^\top s$, and $A_3 = I_3$, we have

$$a_1 = \gamma, \quad a_2 = \|x\|, \quad a_3 = \text{dist}_{\text{SO}(3)}(\text{Exp}(x), c^\top s),$$

$$\cos(\angle A_1 A_3 A_2) = \frac{x^\top w}{\|x\|}.$$

Invoking the cosine rule (A17), we obtain

$$\begin{aligned} \cos\left(\frac{a_3}{2}\right) &= \cos\left(\frac{\gamma}{2}\right) \cos\left(\frac{\|x\|}{2}\right) + \sin\left(\frac{\gamma}{2}\right) \sin\left(\frac{\|x\|}{2}\right) \frac{x^\top w}{\|x\|} \implies \\ &\quad \text{dist}_{\text{SO}(3)}(\text{Exp}(x), c^\top s) = a_3 \\ &= 2\arccos\left(\cos\left(\frac{\gamma}{2}\right) \cos\left(\frac{\|x\|}{2}\right) + \sin\left(\frac{\gamma}{2}\right) \sin\left(\frac{\|x\|}{2}\right) \frac{x^\top w}{\|x\|}\right). \end{aligned} \quad (\text{A18})$$

We want derivatives up to second order, so we perform a second-order Taylor expansion for (A18):

$$a_3 = 2\arccos\left(\cos\left(\frac{\gamma}{2}\right) \left(1 - \frac{\|x\|^2}{8}\right) + \frac{1}{2}\sin\left(\frac{\gamma}{2}\right) x^\top w + o(\|x\|^3)\right)$$

Finally, we have the gradient

$$\nabla \text{dist}_{\text{SO}(3)}^2(c, s) = \nabla_x \text{dist}_{\text{SO}(3)}^2(\text{Exp}(x), c^\top s)|_{x=0} = -\gamma w^\top, \quad (\text{A19})$$

where (w, γ) is the axis-angle representation of $c^\top s$. Equation (A19) states that the gradient of $\text{dist}_{\text{SO}(3)}^2(c, s)$ at c points in the negative direction of the geodesic from c to s (i.e., along the direction from s to c), and has magnitude equal to the length of the geodesic. When $c = s$, $\gamma = 0$ and the gradient is equal to zero. Similarly, for the Hessian we have

$$\begin{aligned} \nabla^2 \text{dist}_{\text{SO}(3)}^2(c, s) &= \nabla_{xx} \text{dist}_{\text{SO}(3)}^2(\text{Exp}(x), c^\top s)|_{x=0} \\ &= \nabla_x (2a_3 \nabla_x a_3)|_{x=0} \\ &= 2(\nabla_x a_3)^\top \nabla_x a_3|_{x=0} + 2a_3 \nabla_{xx} a_3|_{x=0} \\ &= 2ww^\top + 2\gamma \nabla_{xx} a_3|_{x=0} \\ &= 2ww^\top + \gamma \cot\left(\frac{\gamma}{2}\right) (I_3 - ww^\top). \end{aligned} \quad (\text{A20})$$

Note that

$$\lim_{\gamma \rightarrow 0} \gamma \cot\left(\frac{\gamma}{2}\right) = \lim_{\gamma \rightarrow 0} \frac{(\gamma \cos(\frac{\gamma}{2}))'}{(\sin(\frac{\gamma}{2}))'} = \lim_{\gamma \rightarrow 0} \frac{\cos(\frac{\gamma}{2}) + \frac{\gamma}{2} \sin(\frac{\gamma}{2})}{\frac{1}{2} \cos(\frac{\gamma}{2})} = 2, \quad (\text{A21})$$

which implies the Hessian at c is equal to $2I_3$ when $c = s$ and $\gamma = 0$. Let (w, u, v) be a set of orthonormal basis in \mathbb{R}^3 (i.e., choose u, v as two orthogonal unit vectors in the plane perpendicular to w), we have

$$\nabla^2 \text{dist}_{\text{SO}(3)}^2(c, s)w = 2w, \quad (\text{A22a})$$

$$\nabla^2 \text{dist}_{\text{SO}(3)}^2(c, s)u = \gamma \cot\left(\frac{\gamma}{2}\right) u, \quad (\text{A22b})$$

$$\nabla^2 \text{dist}_{\text{SO}(3)}^2(c, s)v = \gamma \cot\left(\frac{\gamma}{2}\right) v, \quad (\text{A22c})$$

which states the Hessian has one eigenvalue equal to 2 and two eigenvalues equal to $\gamma \cot(\frac{\gamma}{2})$. Since $\gamma \cot(\frac{\gamma}{2}) \in (2\rho \cot(\rho), 2]$ when $\gamma \in [0, 2\rho)$,⁷ we have

$$\nabla^2 \text{dist}_{\text{SO}(3)}^2(c, s) \succ 0, \quad \forall c, s \in B(O, \rho) \text{ with } \rho = \frac{\pi}{2}, \quad (\text{A23})$$

and $\text{dist}_{\text{SO}(3)}^2(c, s)$ is strictly convex on $B(O, \rho)$ with $\rho = \frac{\pi}{2}$;

$$\nabla^2 \text{dist}_{\text{SO}(3)}^2(c, s) \succeq 2\rho \cot(\rho) I_3, \quad \forall c, s \in B(O, \rho) \text{ with } \rho < \frac{\pi}{2}, \quad (\text{A24})$$

and $\text{dist}_{\text{SO}(3)}^2(c, s)$ is strongly convex on $B(O, \rho)$ with $\rho < \frac{\pi}{2}$.

Convexity of f . We then proceed to show the convexity of f . Let $c_1, c_2 \in B(O, \rho)$, and let c_α be the α -midpoint along the geodesic from c_1 to c_2 with $\alpha \in (0, 1)$. Because \mathcal{S}_R is compact, we can write

$$f(c_\alpha) = \max_{s \in \mathcal{S}_R} \text{dist}_{\text{SO}(3)}^2(c_\alpha, s) = \text{dist}_{\text{SO}(3)}^2(c_\alpha, s_\alpha) \quad (\text{A25})$$

⁷Note that since $c, s \in B(O, \rho)$, we have $\gamma = \text{dist}_{\text{SO}(3)}(c, s) \leq \text{dist}_{\text{SO}(3)}(c, O) + \text{dist}_{\text{SO}(3)}(O, s) < 2\rho$.

with $s_\alpha \in \mathcal{S}_R$ a point that attains the maximum distance to c_α (note the point s_α needs not be unique). By the strict convexity of $\text{dist}_{\text{SO}(3)}^2(c_\alpha, s_\alpha)$ when $\rho = \frac{\pi}{2}$, one obtains

$$\text{dist}_{\text{SO}(3)}^2(c_\alpha, s_\alpha) < (1 - \alpha)\text{dist}_{\text{SO}(3)}^2(c_1, s_\alpha) + \alpha\text{dist}_{\text{SO}(3)}^2(c_2, s_\alpha). \quad (\text{A26})$$

One now notices that by definition of f ,

$$f(c_i) = \max_{s \in \mathcal{S}_R} \text{dist}_{\text{SO}(3)}^2(c_i, s) \geq \text{dist}_{\text{SO}(3)}^2(c_i, s_\alpha), i = 1, 2. \quad (\text{A27})$$

Hence, combining (A25)-(A27), we conclude with the strict convexity of f when $\rho = \frac{\pi}{2}$:

$$f(c_\alpha) < (1 - \alpha)f(c_1) + \alpha f(c_2). \quad (\text{A28})$$

When $\rho < \frac{\pi}{2}$, from (A24) we know $\text{dist}_{\text{SO}(3)}^2(c, s)$ is μ -strongly convex with $\mu = 2\rho\cot(\rho)$. Consequently, (A26) can be modified according to the definition of geodesic strong convexity [10, Definition 11.5]

$$\begin{aligned} & \text{dist}_{\text{SO}(3)}^2(c_\alpha, s_\alpha) \\ & \leq (1 - \alpha)\text{dist}_{\text{SO}(3)}^2(c_1, s_\alpha) + \alpha\text{dist}_{\text{SO}(3)}^2(c_2, s_\alpha) - \\ & \quad \frac{\mu}{2}\alpha(1 - \alpha)\text{dist}_{\text{SO}(3)}^2(c_1, c_2) \end{aligned} \quad (\text{A29})$$

$$\leq (1 - \alpha)f(c_1) + \alpha f(c_2) - \frac{\mu}{2}\alpha(1 - \alpha)\text{dist}_{\text{SO}(3)}^2(c_1, c_2), \quad (\text{A30})$$

where the second inequality is again by the definition of f in (A27). Combining (A25) and (A30) we obtain the geodesic μ -strong convexity of f :

$$f(c_\alpha) \leq (1 - \alpha)f(c_1) + \alpha f(c_2) - \frac{\mu}{2}\alpha(1 - \alpha)\text{dist}_{\text{SO}(3)}^2(c_1, c_2).$$

■

Subdifferential of supreme functions. To derive our final theorem on solving subdifferential of supreme functions on Riemannian manifolds (e.g., $\text{SO}(3)$), we first need to introduce some definitions and lemmas.

Definition A6 (Directional derivative [47, Section 3, Definition 4.1]). *Let $f : M \rightarrow \mathbb{R}$ be a function on a Riemannian manifold M . The directional derivative of f at $x \in M$ in the direction $v \in T_x M$ is defined as*

$$f'(x; v) = \lim_{t \rightarrow 0^+} \frac{f(\gamma(t)) - f(x)}{t}. \quad (\text{A31})$$

where $\gamma : [-\delta, \delta] \rightarrow M$ is a geodesic segment on M with $\gamma(0) = x$ and $\gamma'(0) = v$.

For a geodesically convex function f , for a given x and γ , $f \circ \gamma : [-\delta, \delta] \rightarrow \mathbb{R}$ is convex. Thus $\frac{f \circ \gamma(t) - f \circ \gamma(0)}{t}$ is non-decreasing on $t > 0$, and we have [47, Section 3, Theorem 4.2]

$$f'(x; v) = \inf_{t \in (0, \delta]} \frac{f \circ \gamma(t) - f \circ \gamma(0)}{t}. \quad (\text{A32})$$

Definition A7 (Subdifferential on Riemannian manifold). *Let $f : M \rightarrow \mathbb{R}$ be a convex function on a Riemannian manifold M . The subdifferential of f at x is defined as*

$$\begin{aligned} \partial f(x) = & \{v \in T_x M | f(\gamma(t)) \geq f(x) + t\langle v, \gamma'(0) \rangle, \\ & \forall t > 0, \forall \gamma : [-\delta, \delta] \rightarrow M \text{ s.t. } \gamma(0) = x\}. \end{aligned} \quad (\text{A33})$$

We can also use directional derivatives to define the subdifferential.

Proposition A8 (Equivalent expression of subdifferential on Riemannian manifold [47, Section 3, Theorem 4.8]). *For every $x \in M$, $\partial f(x)$ is non-empty, convex and compact. Moreover, we have*

$$\partial f(x) = \{v \in T_x M | f'(x; w) \geq \langle v, w \rangle, \quad \forall w \in T_x M\}. \quad (\text{A34})$$

Then we can derive the following theorem on solving subdifferential of supreme functions on Riemannian manifolds.

Theorem A9 (Danskin's Theorem on Riemannian manifolds). *Let $\mathcal{S} \subset M$ be a compact set on a Riemannian manifold M , and let $\phi : M \times \mathcal{S} \rightarrow \mathbb{R}$ be continuous and such that $\phi(\cdot, s)$ is geodesically convex for all $s \in \mathcal{S}$.*

(i) *The function $f : M \rightarrow \mathbb{R}$ defined by $f(x) = \max_{s \in \mathcal{S}} \phi(x, s)$ is geodesically convex and has directional derivative given by*

$$f'(x; v) = \max_{\bar{s} \in \mathcal{S}(x)} \phi'(x, \bar{s}; v), \quad \forall x \in M, v \in T_x M. \quad (\text{A35})$$

where $\phi'(x, s; v)$ is the directional derivative of ϕ at (x, \bar{s}) in the direction v and $\mathcal{S}(x) = \{\bar{s} \in \mathcal{S} : f(x) = \phi(x, \bar{s})\}$ is the set of maximizing points of $\phi(x, \cdot)$.

(ii) If $\phi(\cdot, s)$ is differentiable at all $s \in \mathcal{S}$ and $\nabla_x \phi(x, \cdot)$ is continuous on \mathcal{S} for each x , then

$$\partial f(x) = \text{conv}(\{\nabla_x \phi(x, \bar{s}) : \bar{s} \in \mathcal{S}(x)\}). \quad (\text{A36})$$

Proof: The structure of the proof follows the Euclidean version in [8, Proposition B.25] but with different definitions according to the Riemannian manifold.

Convexity of f . Similar to the proof of Proposition 1. The conclusion holds for an arbitrary geodesic convex function $\phi(c, s)$.

Directional derivative of f . According to the definition of f , for any $\bar{s} \in \mathcal{S}(x)$, we have $f(x) = \phi(x, \bar{s})$ and $f(\gamma(t)) \geq \phi(\gamma(t), \bar{s})$ for all $t \in [-\delta, \delta]$. Thus we have

$$\frac{f(\gamma(t)) - f(x)}{t} \geq \frac{\phi(\gamma(t), \bar{s}) - \phi(x, \bar{s})}{t}. \quad (\text{A37})$$

We take the limit $t \rightarrow 0^+$ on both sides and obtain $f'(x; v) \geq \phi'(x, \bar{s}; v)$ for all $\bar{s} \in \mathcal{S}(x)$. Thus we have

$$f'(x; v) \geq \max_{\bar{s} \in \mathcal{S}(x)} \phi'(x, \bar{s}; v) \quad (\text{A38})$$

To prove the reverse inequality, we consider $\{t_k\} \rightarrow 0^+$ and let $x_k = \gamma(t_k)$ where velocity $\gamma'(t_k) = v_k$. For each k , we find $s_k \in \mathcal{S}(x_k)$. Since \mathcal{S} is compact, there exists a subsequence $\{s_{k_j}\}$ converging to some $s_0 \in \mathcal{S}$. Without loss of generality, we assume $\{s_k\}$ converges to s_0 . Since ϕ is continuous, we have $\phi(x_k, s_k) \rightarrow \phi(x, s_0)$. Thus, for any $s \in \mathcal{S}$, we have $\phi(x_k, s_k) \geq \phi(x_k, s)$. We let $k \rightarrow +\infty$ and we obtain $\phi(x, s_0) \geq \phi(x, s)$. Thus $s_0 \in \mathcal{S}(x)$ and $f(x) = \phi(x, s_0)$. We now have

$$f'(x; v) \leq \frac{f(x_k) - f(x)}{t_k} \quad (\text{A39})$$

$$= \frac{\phi(x_k, s_k) - \phi(x, s_0)}{t_k} \quad (\text{A40})$$

$$\leq \frac{\phi(x_k, s_k) - \phi(x, s_k)}{t_k} \quad (\text{A41})$$

$$\leq -\phi'(x_k, s_k; -v_k) \quad (\text{A42})$$

$$\leq \phi'(x_k, s_k; v_k) \quad (\text{A43})$$

The inequality in (A43) is the result of (A32) applied on $\phi'(x_k, s_k; -v_k)$. The last inequality is proved in [47, Section 3, Theorem 4.2]. We now consider function $g_k(\cdot) = \phi(\gamma(\cdot), s_k) : \mathbb{R} \rightarrow \mathbb{R}$, and $g(\cdot) = \phi(\gamma(\cdot), s_0)$. From [47, Section 3, Theorem 4.2], g_k, g are convex functions. By the continuity of function ϕ, γ , $\lim_{k \rightarrow \infty} g_k(t_k) = g(0)$. Then we apply the following lemma.

Lemma A10 ([8, Proposition B.23]). *Suppose $g : \mathbb{R} \rightarrow \mathbb{R}$ is a convex function and $\{t_k\} \rightarrow t$ is a convergent sequence. If $g_k : \mathbb{R} \rightarrow \mathbb{R}$ is a sequence of convex functions with property that $\lim_{k \rightarrow \infty} g_k(t_k) = g(t)$. Then we have*

$$\limsup_{k \rightarrow \infty} g'_k(t_k) \leq g'(t)$$

Proof: In this proof, $g(\cdot)'$ and $g_k(\cdot)'$ denotes the right directional derivative.

Suppose $\mu > g'(t)$, then since g is convex, we can choose a \bar{t} , such that $\forall \Delta t < \bar{t}$, we have:

$$\frac{g(t + \Delta t) - g(t)}{\Delta t} < \mu \quad (\text{A44})$$

Thus, for relatively large k , we have:

$$\frac{g_k(t_k + \Delta t) - g_k(t_k)}{\Delta t} < \mu \quad (\text{A45})$$

But letting $\Delta t \rightarrow 0^+$, this implies:

$$\limsup_{k \rightarrow \infty} g'_k(t_k) < \mu \quad (\text{A46})$$

Since this inequality holds for any $\mu > g'(t)$, so we can conclude that:

$$\limsup_{k \rightarrow \infty} g'_k(t_k) \leq g'(t) \quad (\text{A47})$$

We can see that the directional derivative of g_k, g is just the directional derivative we have defined for ϕ along the geodesic. So that we have

$$f'(x; v) \leq \limsup_{k \rightarrow \infty} \phi'(x_k, s_k; v_k) \leq \phi'(x, s_0; v) \quad (\text{A48})$$

Since $s_0 \in \mathcal{S}(x)$ is arbitrary, we have $f'(x; v) \leq \max_{\bar{s} \in \mathcal{S}(x)} \phi'(x, \bar{s}; v)$. This relation together with inequality (A38) proves the equality (A35).

Subdifferential of f . Since we assumed $\phi(\cdot, s)$ is Riemannian differentiable for all $s \in \mathcal{S}$, we have $\partial_x \phi(x, s) = \{\nabla_x \phi(x, s)\}$ and for any geodesic segment γ with $\gamma(0) = x$, we have $\phi(\gamma(t), s) \geq \phi(\gamma(0), s) + t\langle \nabla_x \phi(x, s), \gamma'(0) \rangle$. Thus for all $\bar{s} \in \mathcal{S}$ we have

$$\begin{aligned} f(\gamma(t)) &= \max_{s \in \mathcal{S}} \phi(\gamma(t), s) \\ &\geq \phi(\gamma(t), \bar{s}) \\ &\geq \phi(x, \bar{s}) + t\langle \nabla_x \phi(x, \bar{s}), \gamma'(0) \rangle \\ &= f(x) + t\langle \nabla_x \phi(x, \bar{s}), \gamma'(0) \rangle \end{aligned} \quad (\text{A49})$$

Therefore $\nabla_x \phi(x, \bar{s}) \in \partial f(x)$. Consider a convex combination of two gradients

$$v = \alpha \nabla_x \phi(x, \bar{s}_1) + (1 - \alpha) \nabla_x \phi(x, \bar{s}_2), \quad \alpha \in [0, 1], \quad (\text{A50})$$

we still have

$$\begin{aligned} f(\gamma(t)) &= \max_{s \in \mathcal{S}} \phi(\gamma(t), s) \\ &\geq \alpha \phi(\gamma(t), \bar{s}_1) + (1 - \alpha) \phi(\gamma(t), \bar{s}_2) \\ &\geq \alpha (\phi(x, \bar{s}_1) + t\langle \nabla_x \phi(x, \bar{s}_1), \gamma'(0) \rangle) \\ &\quad + (1 - \alpha) (\phi(x, \bar{s}_2) + t\langle \nabla_x \phi(x, \bar{s}_2), \gamma'(0) \rangle) \\ &= \alpha \phi(x, \bar{s}_1) + (1 - \alpha) \phi(x, \bar{s}_2) + t(\alpha \langle \nabla_x \phi(x, \bar{s}_1), \gamma'(0) \rangle \\ &\quad + (1 - \alpha) \langle \nabla_x \phi(x, \bar{s}_2), \gamma'(0) \rangle) \\ &= f(x) + t\langle v, \gamma'(0) \rangle \end{aligned} \quad (\text{A51})$$

Thus $v \in \partial f(x)$. Therefore

$$\partial f(x) \supset \text{conv}(\{\nabla_x \phi(x, \bar{s}) : \bar{s} \in \mathcal{S}(x)\}). \quad (\text{A52})$$

To prove the reverse inclusion, we use the hyperplane separation theorem. By the continuity of $\nabla_x \phi(x, \cdot)$ and the compactness of \mathcal{S} , we have $\mathcal{S}(x)$ is compact and $\{\nabla_x \phi(x, \bar{s}) | \bar{s} \in \mathcal{S}\}$ is also compact. If $d \in \partial f(x) \subset T_x M$ while $d \notin \text{conv}(\{\nabla_x \phi(x, \bar{s}) : \bar{s} \in \mathcal{S}(x)\})$, according to the strict separating theorem: there exist $v \in T_x M$ and $\mu \in \mathbb{R}$ such that

$$\langle d, v \rangle > \mu > \langle \nabla_x \phi(x, \bar{s}), v \rangle, \quad \forall \bar{s} \in \mathcal{S}(x) \quad (\text{A53})$$

Thus $\langle d, v \rangle > \max_{\bar{s} \in \mathcal{S}(x)} \langle \nabla_x \phi(x, \bar{s}), v \rangle = f'(x; v)$, which contradicts the equivalent definition of subdifferential in Proposition A8. Therefore $\partial f \subset \text{conv}(\{\nabla_x \phi(x, \bar{s}) : \bar{s} \in \mathcal{S}(x)\})$ and together with (A52) we obtain the equality (A36). ■

The key takeaway of the theorem above is that, if f satisfies some convexity and continuity conditions, the subdifferential of a $\min \max f$ is just the convex hull of the gradients of the function f at the maximizer. For our problem, we have $f(c) = \max_{s \in \mathcal{S}_R} \text{dist}_{\text{SO}(3)}^2(c, s)$, the problem is equivalent to the $f(c) = \max_{s \in \mathcal{S}_R} \|c - s\|_F^2$. Thus, we just need to find the gradients of the function $\|c - s\|_F^2$ at the maximizer s to obtain the subdifferential of f , which is just the vector points to the maximum distance point.

SDP-based geodesic gradient descent.

The original maximization problem is presented as follows:

$$\begin{aligned} \max_{R, t} \quad & \|R - R_0\|_F^2 \\ \text{subject to} \quad & (R, t) \in \text{PURSE} \end{aligned} \quad (\text{A54})$$

The PURSE set constraint in Example 2 contains multiple polynomial constraints. For how to formulate the PURSE set constraint in Example 1 into polynomial constraints, we refer to [52], and for how to solve this problem through relaxations, we refer to the original paper [33], and two appendices in [52, 46].

Algorithm A6: SDP-based geodesic gradient descent

```

1 Input: PURSE  $S$ ; initial rotation center  $R_0$ ; overall iteration steps  $N_I$ ;
2 Output: rotation center  $R^*$ ; sampled boundary poses  $\partial\hat{S}_R$ ;
3  $\partial\hat{S}_R \leftarrow \emptyset$ ;
4 for  $i \leftarrow 1$  to  $N_I$  do
5    $(\hat{R}, \hat{t}) \leftarrow \text{sdp\_relaxation}(R_{i-1}, S)$ ; % Find the poses in  $S$  with the maximum distance with  $R_{i-1}$ 
6    $R_i = \text{SLERP}(R^*, \hat{R}, 1/i)$ ; % Apply spherical linear interpolation (SLERP) with ratio  $1/i$  to find the next step
7    $\partial\hat{S}_R \leftarrow \partial\hat{S}_R \cup \{\hat{R}\}$ ;
8 end
9 % calculate  $R^*$  as the average rotation of the last 10  $R_t$ 
10  $R^* \leftarrow \text{proj}_{\text{SO}(3)} \sum_{t=T-9}^T R_t$ ;
11 return:  $R^*, \partial\hat{S}_R$ 

```

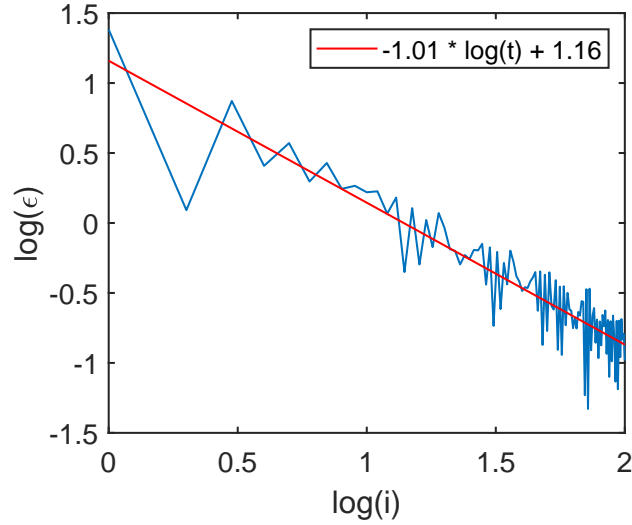


Fig. A8. The distance between the rotation center output and the intermediate rotations at different steps $\epsilon = \text{dist}_{\text{SO}(3)}(R^*, R_i)$ acquired by SDP solver. The slope in the log scaled figure indicates the convergence rate of Algorithm A6.

Based on the analysis above, the key problem turns into finding the maximum distance point to the current point R_0 on \mathcal{S}_R . Maximizing a convex function on a convex set is already difficult to solve, let alone our problem here is a non-convex basic semialgebraic set. We leverage a hierarchy of convex relaxations based on sums-of-squares (SOS) programming [33].

With the properties discussed in Theorem A9, Algorithm A6 can be regarded as a subgradient method on $\text{SO}(3)$. We then apply the following theorem to guarantee the linear convergence of our subgradient method.

Theorem A11 (Subgradient Descent Convergence Rate [57, Theorem 11]). *If f is geodesically μ -strongly convex and L_f -Lipschitz, and the sectional curvature of the manifold is lower bounded by $\kappa \leq 0$, then the subgradient method with $\eta_s = \frac{2}{\mu(s+1)}$ satisfies*

$$f(\bar{x}_t) - f(x^*) \leq \frac{2\zeta(\kappa, D)L_f^2}{\mu(t+1)},$$

where $\bar{x}_1 = x_1$, and $\bar{x}_{s+1} = \exp_{\bar{x}_s} \left(\frac{2}{s+1} \exp_{\bar{x}_s}^{-1}(x_{s+1}) \right)$.

We apply numerical experiments to validate the convergence rate of Algorithm A6 using commercial optimizer MOSEK⁸. We run the SDP iteration for 100 steps and calculate the difference between the rotation at each step and the final result $\epsilon_i = \text{dist}_{\text{SO}(3)}(R_i, R^*)$. We then plot the ϵ_i against the iteration number i in Figure A8 in logarithm scales. The $\log(\epsilon_i)$ decreases linearly with the iteration number $\log(i)$ with a slope close to 1, which supports the theoretical conclusion of Theorem A11.

However, solving SDP is extremely time-consuming, and such an iterative method cannot be implement in parallel. Running on a laptop with a 12-core Intel i5-13500H CPU, each step takes more than 15 seconds to solve, thus the overall algorithm

⁸<https://www.mosek.com/>

Algorithm A7: ∂S_t sampler

```
1 Input: initial poses  $S_0 \subset \text{SE}(3)$ ; PURSE  $S$ ; base center velocity magnitude  $v_0$ ; time step decay factor  $\gamma$ ; rotation
   perturbation scale  $\theta_p$ ; random walk trial number  $N_W$ ; iteration number  $N_I$ ; perturbation number  $N_P$ ; optimal
   perturbation number  $N_P^*$ ; time step scaling number  $N_T$ ;
2 Output: sampled boundary poses  $\partial \hat{S}_t \subset \mathbb{R}^3$  as an inner approximation of  $\partial S_t$ ;
3  $\bar{R} \leftarrow \text{proj}_{\text{SO}(3)}(\sum_{(R_j, *) \in S_0} R_j)$ ;
4  $\bar{t} \leftarrow \frac{1}{|S_0|} \sum_{(*, t_j) \in S_0} t_j$ ;
5  $\partial \hat{S}_t \leftarrow \emptyset$ ;
6 for  $(R_0, t_0) \in S_0$  do
7   for  $n \leftarrow 1$  to  $N_W$  do
8      $v \leftarrow \text{init\_center\_velocity}(t_0, \bar{t}, v_0)$ ;
9      $R^* \leftarrow R_0, t^* \leftarrow t_0$ ;
10    % Iterate  $N_I$  times so that the evolved pose gets close to  $\partial S_t$ 
11    for  $i \leftarrow 1$  to  $N_I$  do
12      % Randomize  $N_P$  translation perturbations for  $j \leftarrow 1$  to  $N_P$  do
13         $R_p = \text{perturbation}(\theta_p)$ ;
14         $R_j \leftarrow R_p R^*$ ;
15         $d_j \leftarrow \text{dist}(R^*, t_j, \partial S)$ ;
16      end
17      % Pick out  $N_P^*$  perturbations that drag the pose away from  $\partial S$ 
18       $\{j_k\}_{k=1}^{N_P^*} \leftarrow \text{top\_k\_indices}(\{d_j\}_{j=1}^{N_P}, N_P^*)$ ;
19      for  $k \leftarrow 1$  to  $N_P^*$  do
20        for  $m \leftarrow 1$  to  $N_T$  do
21           $\Delta T \leftarrow \gamma^{m-1}$ 
22           $t_{km} \leftarrow \text{update\_translation}(t^*, R_{j_k}, v, \Delta T)$ ;
23           $I_{km} \leftarrow \text{in\_purse}(R_{j_k}, t_{km})$ ;
24        end
25      end
26      % Find the optimal pose that is still in  $S$  and has the maximum rotation movement
27       $m_0 \leftarrow \min \{m \mid \exists k \text{ s.t. } I_{km} = 1\}$ ;
28       $k_0 \leftarrow \{k \mid I_{km_0} = 1\}$ ;
29       $R^* \leftarrow R_{k_0 m_0}$ ;
30       $t^* \leftarrow t_{k_0 m_0}$ ;
31    end
32     $\partial \hat{S}_t \leftarrow \partial \hat{S}_t \cup t^*$ ;
33  end
34 end
35 return:  $\partial \hat{S}_t$ 
```

with 100 steps takes more than 25 minutes to run. Therefore, this method is impractical in real-time applications.

D. Boundary Sampler Algorithms

In this section, we give a more detailed explanation of the translation boundary ∂S_t sampler in Algorithm A7. We also provide its parallelized version in Algorithm A8.

1) *Translation Boundary ∂S_t Sampler:* In general, ∂S_t sampler is similar to ∂S_R sampler, but in \mathbb{R}^3 instead of $\text{SO}(3)$. However, there are two differences significantly impacting the result of relative ratio η_t for the two examples that need to be considered.

For object pose estimation (Example 1), we need to initialize the center velocity with additional scaling along a specific axis. As shown in Fig. 3(a), we notice that S_t (on the right) is in a needle-like shape with long expansion in one direction but very thin in two other orthogonal directions. If we uniformly randomize center velocities of the random walks, most of the walks will stop close to the center of S_t . Therefore, the two points on the two ends of S_t are not likely to be reached.

To address this problem, we apply additional scaling to the translation velocity according to the principle component analysis (PCA) of $S_{t0} = \{t_0 \mid (R_0, t_0) \in S_0\}$. Specifically, we first calculate the PCA of S_{t0} so that we obtain the first weight vector u_1 which is parallel to the longest axis of S_t . In this way, we can rescale the center velocity based on the expansion of S_{t0} on 3

Algorithm A8: ∂S_t parallel sampler

```
1 Input: initial poses  $S_0 \subset \text{SE}(3)$ ; PURSE  $S$ ; base center velocity magnitude  $v_0$ ; time step decay factor  $\gamma$ ; rotation
   perturbation scale  $\theta_p$ ; random walk trial number  $N_W$ ; iteration number  $N_I$ ; perturbation number  $N_P$ ; optimal
   perturbation number  $N_P^*$ ; time step scaling number  $N_T$ ;
2 Output: sampled boundary poses  $\partial \hat{S}_t \subset \mathbb{R}^3$  as an inner approximation of  $\partial S_t$ ;
3  $v \leftarrow \text{init\_center\_velocity}(S_0, v_0, N_W)$ ; %  $(|S_0|, N_W, 3)$ 
4  $(R^*, t^*) \leftarrow \text{repeat}(S_0, N_W)$ ; %  $R^*: (|S_0|, N_W, 3, 3)$ ,  $t^*: (|S_0|, N_W, 3)$ 
5  $\Delta T \leftarrow (1, \beta, \beta^2, \dots, \beta^{N_T-1})$ ; %  $(N_T)$ 
6 for  $i \leftarrow 1$  to  $N_I$  do
7    $R_p \leftarrow \text{perturbation}(\theta_p, |S_0|N_WN_P)$ ; %  $(|S_0|, N_W, N_P, 3, 3)$ 
8    $R \leftarrow \text{matmul}(R_p, \text{repeat}(R^*, N_P))$ ; %  $(|S_0|, N_W, N_P, 3, 3)$ 
9    $t \leftarrow \text{repeat}(t^*, N_P)$ ; %  $(|S_0|, N_W, N_P, 3)$ 
10   $d \leftarrow \text{dist}(R, t, \partial S)$ ; %  $(|S_0|, N_W, N_P)$ 
11   $j \leftarrow \text{top\_k\_indices}(d, N_P^*)$ ; %  $(|S_0|, N_W, N_P^*)$ 
12   $\tilde{R} \leftarrow \text{repeat}(R_{[j]}, N_T)$ ; %  $(|S_0|, N_W, N_T, N_P^*, 3, 3)$ 
13   $\tilde{t} \leftarrow \text{update\_translation}(\text{repeat}(t^*, N_P^*), \tilde{R}, v, \Delta T)$ ; %  $(|S_0|, N_W, N_T, N_P^*, 3)$ 
14   $I \leftarrow \text{in\_purse}(\tilde{R}, \tilde{t})$ ; %  $(|S_0|, N_W, N_T, N_P^*)$ 
15   $R^*, t^* \leftarrow \text{find\_farthest\_translation}(\tilde{R}, \tilde{t}, I)$ ;
16 end
17 return:  $\partial \hat{S}_t \leftarrow t^*$ 
```

PCA weights. Thus, the center velocity is more likely to point to the direction of the longest axis of S_t . In fact, the algorithm already performs well if we directly use the first PCA weight as the center velocity.

For point cloud registration (Example 2), we found that ∂S_R sampler is more efficient in sampling ∂S_t than the ∂S_t sampler in Algorithm A7. We explain this surprising result with the following reason.

Suppose the first point cloud is $A \in \mathbb{R}^{3 \times N}$, a transform in $(R, t) \in \text{SE}(3)$ represents $RA + t$. During the random walk process, suppose we find an additional transform (\tilde{R}, \tilde{t}) , and then the overall transform is $(\tilde{R}R, \tilde{R}t + \tilde{t})$. The rotation part is a direct multiplication of the two rotation matrices, therefore ∂S_R is efficiently sampled even if we only vary \tilde{R} . However, when we use Algorithm A7 to sample ∂S_t , the translation part $\tilde{R}t + \tilde{t}$ not only depends on \tilde{t} , but also on \tilde{R} . Even if we extensively explore \tilde{t} in the random walks, the overall translation could expand even wider due to the independent term $\tilde{R}t$ which is not optimized in the ∂S_t sampler. Thus ∂S_t might not be fully explored.

2) *Translation Boundary ∂S_t Sampler with Parallelization:* Similar to the parallelized ∂S_R sampler, we implement the parallelized version of ∂S_t sampler on NVIDIA GPUs using CuPy. We annotate all the dimensions of each variable, so that readers can easily understand the parallelized computation pipeline. We provide more detailed explanations of the GPU operators as follows.

- $\text{repeat}(A, N)$: repeat the array A for N times along certain dimension.
- $\text{matmul}(A, B)$: parallel matrix multiplication of A and B . If A or B has more than 2 dimensions, the last two dimensions are treated as the matrix dimensions and all other dimensions are broadcasted.
- $\text{find_farthest_translation}(R, t, I)$: find the pose that is still in S (indicated by I) and has the maximum translation movement from all the poses in R and t . This is equivalent to line 27-30 in Algorithm A7 but with parallel computation on all $|S_0|N_W$ walks.

The other operators not mentioned here are similar to the ones in the non-parallelized version but applies to all input values simultaneously.

E. Intuitive example for $\partial S \neq \partial S_R \times \partial S_t$

Here we will give a simple example showing that by simply pushing the poses to the boundary of PURSE set could never be enough for getting the tight characterization of the boundary of the PURSE set with respect to rotation and translation.

We suppose R lies in the x - y plane and satisfies $x^2 + y^2 \leq 1$. t lies on the z axis and satisfies $-1 \leq z \leq 1$. And the PURSE set as $S := \{(x, y, z) | x^2 + y^2 + z^2 \leq 1\}$. We remark that here R and t do not refer to rotation and translation anymore (so with a bit abuse of notation). We here take sampling the boundary of R set here as an example.

We argue that, by simply sampling the boundary of the PURSE set, it's hard to densely sample from the R set and t set. See the visualization in Fig A9. We can see that, if we just simply uniformly sample from the boundary of the PURSE set, it won't be efficient in sampling the boundary of the R set, let alone this is just an over-simplified 2D example.

Our algorithm proceeds as follows:

Step 1. For the initial point, we first perturbs the translation t N_P times. And we keep the top N_P^* best perturbations.

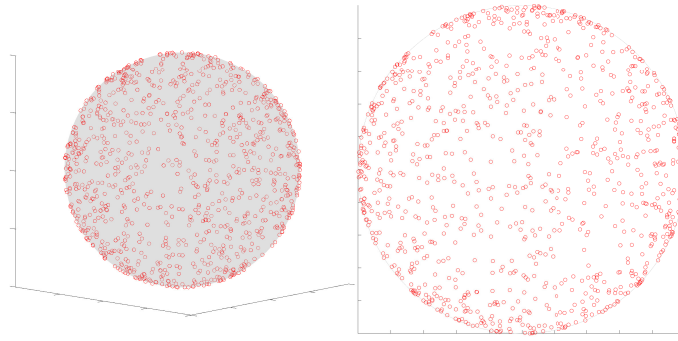


Fig. A9. Simply sample from PURSE set boundary leads to low sampling efficiency of the R set boundary. Left: Uniform sampling of the unit sphere, Right: R set (projection to the x-y plane)

Step 2. Then we move the rotation R in some random direction. We keep N_T exponentially-decay movements and check which is the farthest valid movement.

The visualization of the intuitive example is shown in Fig. A10. In each row, the left plot shows the points in the 3D PURSE set, the middle plot shows the R set (projection onto the x-y plane), and the right plot shows the t set (projection onto the z axis). It's easy to see that our algorithm could efficiently sample the boundary of the R set and t set because as the iteration proceeds, the sampled point is becoming closer to the boundary of the R set.

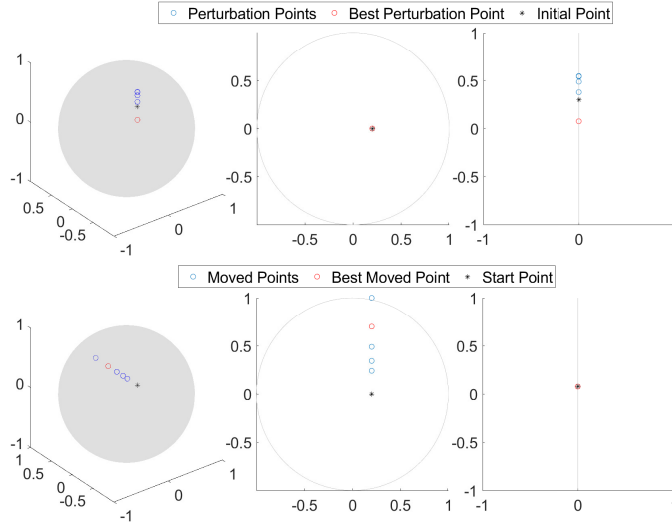


Fig. A10. Plot for the intuitive example. Up: Step 1, Down: Step 2. Left: 3D PURSE set, Middle: R set (projection onto the x-y plane), Right: t set (projection onto the z axis)

REFERENCES

- [1] Bijan Afsari. Riemannian lp center of mass: existence, uniqueness, and convexity. *Proceedings of the American Mathematical Society*, 139(2):655–673, 2011. 3
- [2] Anastasios N Angelopoulos and Stephen Bates. A gentle introduction to conformal prediction and distribution-free uncertainty quantification. *arXiv preprint arXiv:2107.07511*, 2021. 2, 11
- [3] Pasquale Antonante, Vasileios Tzoumas, Heng Yang, and Luca Carlone. Outlier-robust estimation: Hardness, minimally tuned algorithms, and applications. *IEEE Transactions on Robotics*, 38(1):281–301, 2021. 1
- [4] Marc Arnaudon and Frank Nielsen. On approximating the riemannian 1-center. *Computational Geometry*, 46(1):93–104, 2013. 3
- [5] Marc Arnaudon and Frank Nielsen. On approximating the riemannian 1-center. *Computational Geometry*, 46(1):93–104, 2013. 11
- [6] K Somani Arun, Thomas S Huang, and Steven D Blostein. Least-squares fitting of two 3-d point sets. *IEEE Transactions on pattern analysis and machine intelligence*, (5):698–700, 1987. 5
- [7] Mihai Badoiu and Kenneth L. Clarkson. Smaller core-sets for balls. In *Proceedings of the Fourteenth Annual ACM-*

- SIAM Symposium on Discrete Algorithms*, SODA '03, page 801–802, USA, 2003. Society for Industrial and Applied Mathematics. ISBN 0898715385. 11
- [8] D P Bertsekas. Nonlinear programming. *Journal of the Operational Research Society*, 48(3):334–334, 1997. doi: 10.1057/palgrave.jors.2600425. URL <https://doi.org/10.1057/palgrave.jors.2600425>. 15
- [9] Michael J Black and Anand Rangarajan. On the unification of line processes, outlier rejection, and robust statistics with applications in early vision. *International journal of computer vision*, 19(1):57–91, 1996. 1
- [10] Nicolas Boumal. *An introduction to optimization on smooth manifolds*. Cambridge University Press, 2023. 14
- [11] Eric Brachmann, Alexander Krull, Frank Michel, Stefan Gumhold, Jamie Shotton, and Carsten Rother. Learning 6d object pose estimation using 3d object coordinates. In *Computer Vision—ECCV 2014: 13th European Conference, Zurich, Switzerland, September 6–12, 2014, Proceedings, Part II 13*, pages 536–551. Springer, 2014. 2, 6
- [12] David J Braun and Michael Goldfarb. Simulation of constrained mechanical systems—part i: An equation of motion. *Journal of Applied Mechanics*, 2012. 4
- [13] Alvaro Parra Bustos and Tat-Jun Chin. Guaranteed outlier removal for point cloud registration with correspondences. *IEEE transactions on pattern analysis and machine intelligence*, 40(12):2868–2882, 2017. 1
- [14] Luca Carlone et al. Estimation contracts for outlier-robust geometric perception. *Foundations and Trends® in Robotics*, 11(2-3):90–224, 2023. 2
- [15] Tat-Jun Chin and David Suter. *The maximum consensus problem: recent algorithmic advances*. Springer Nature, 2022. 1
- [16] Glen Chou, Necmiye Ozay, and Dmitry Berenson. Safe output feedback motion planning from images via learned perception modules and contraction theory. In *International Workshop on the Algorithmic Foundations of Robotics*, pages 349–367. Springer, 2022. 2
- [17] Christopher Choy, Jaesik Park, and Vladlen Koltun. Fully convolutional geometric features. In *Proceedings of the IEEE/CVF international conference on computer vision*, pages 8958–8966, 2019. 10
- [18] Christopher Choy, Wei Dong, and Vladlen Koltun. Deep global registration. In *CVPR*, 2020. 1, 7, 11
- [19] Ryan K Cosner, Andrew W Singletary, Andrew J Taylor, Tamas G Molnar, Katherine L Bouman, and Aaron D Ames. Measurement-robust control barrier functions: Certainty in safety with uncertainty in state. In *2021 IEEE/RSJ International Conference on Intelligent Robots and Systems (IROS)*, pages 6286–6291. IEEE, 2021. 2
- [20] Sarah Dean, Nikolai Matni, Benjamin Recht, and Vickie Ye. Robust guarantees for perception-based control. In *Learning for Dynamics and Control*, pages 350–360. PMLR, 2020. 2
- [21] Xinke Deng, Yu Xiang, Arsalan Mousavian, Clemens Eppner, Timothy Bretl, and Dieter Fox. Self-supervised 6d object pose estimation for robot manipulation. In *2020 IEEE International Conference on Robotics and Automation (ICRA)*, pages 3665–3671. IEEE, 2020. 1
- [22] Aaronkumar Ehambram, Raphael Voges, Claus Brenner, and Bernardo Wagner. Interval-based visual-inertial lidar slam with anchoring poses. In *2022 International Conference on Robotics and Automation (ICRA)*, pages 7589–7596. IEEE, 2022. 2
- [23] Xiao-Shan Gao, Xiao-Rong Hou, Jianliang Tang, and Hang-Fei Cheng. Complete solution classification for the perspective-three-point problem. *IEEE transactions on pattern analysis and machine intelligence*, 25(8):930–943, 2003. 5
- [24] Bernd Gärtner. Fast and robust smallest enclosing balls. In *European symposium on algorithms*, pages 325–338. Springer, 1999. 2, 4, 6
- [25] Richard Hartley, Jochen Trumpf, Yuchao Dai, and Hongdong Li. Rotation averaging. *International journal of computer vision*, 103:267–305, 2013. 12
- [26] Martin Henk. löwner-john ellipsoids. *Documenta Math*, 95:106, 2012. 4
- [27] Peter J Huber. *Robust statistics*, volume 523. John Wiley & Sons, 2004. 1
- [28] IS Khalil, JC Doyle, and K Glover. *Robust and optimal control*. Prentice hall, 1996. 2
- [29] Laurent Kneip, Hongdong Li, and Yongduek Seo. Upnp: An optimal $O(n)$ solution to the absolute pose problem with universal applicability. In *Computer Vision—ECCV 2014: 13th European Conference, Zurich, Switzerland, September 6–12, 2014, Proceedings, Part I 13*, pages 127–142. Springer, 2014. 1
- [30] Selcuk Korkmaz, Dinçer Göksülük, and GÖKMEN Zararsiz. Mvn: An r package for assessing multivariate normality. *R JOURNAL*, 6(2), 2014. 1, 10
- [31] Zuzana Kukelova, Martin Bujnak, and Tomas Pajdla. Automatic generator of minimal problem solvers. In *Computer Vision—ECCV 2008: 10th European Conference on Computer Vision, Marseille, France, October 12–18, 2008, Proceedings, Part III 10*, pages 302–315. Springer, 2008. 5
- [32] Peter Kunkel. *Differential-algebraic equations: analysis and numerical solution*, volume 2. European Mathematical Society, 2006. 4
- [33] Jean B Lasserre. Global optimization with polynomials and the problem of moments. *SIAM Journal on optimization*, 11(3):796–817, 2001. 16, 17
- [34] Jean B Lasserre. A generalization of löwner-john’s ellipsoid theorem. *Mathematical Programming*, 152:559–591, 2015.

- [35] Yingying Li, Jing Yu, Lauren Conger, and Adam Wierman. Learning the uncertainty sets for control dynamics via set membership: A non-asymptotic analysis. *arXiv preprint arXiv:2309.14648*, 2023. 2
- [36] Mario Milanese and Antonio Vicino. Optimal estimation theory for dynamic systems with set membership uncertainty: An overview. *Automatica*, 27(6):997–1009, 1991. 2
- [37] Mohamed Mustafa, Alexandru Stancu, Nicolas Delanoue, and Eduard Codres. Guaranteed slam—an interval approach. *Robotics and Autonomous Systems*, 100:160–170, 2018. 2
- [38] Georgios Pavlakos, Xiaowei Zhou, Aaron Chan, Konstantinos G Derpanis, and Kostas Daniilidis. 6-dof object pose from semantic keypoints. In *2017 IEEE international conference on robotics and automation (ICRA)*, pages 2011–2018. IEEE, 2017. 1, 7
- [39] Sida Peng, Yuan Liu, Qixing Huang, Xiaowei Zhou, and Hujun Bao. Pynet: Pixel-wise voting network for 6dof pose estimation. In *Proceedings of the IEEE/CVF Conference on Computer Vision and Pattern Recognition*, pages 4561–4570, 2019. 1
- [40] David M Rosen, Luca Carlone, Afonso S Bandeira, and John J Leonard. Se-sync: A certifiably correct algorithm for synchronization over the special euclidean group. *The International Journal of Robotics Research*, 38(2-3):95–125, 2019. 2
- [41] Aaron Roth. Uncertain: Modern topics in uncertainty estimation, 2022. 2
- [42] Radu Bogdan Rusu, Nico Blodow, and Michael Beetz. Fast point feature histograms (fpfh) for 3d registration. In *2009 IEEE international conference on robotics and automation*, pages 3212–3217. IEEE, 2009. 10
- [43] Jingnan Shi, Heng Yang, and Luca Carlone. Optimal and robust category-level perception: Object pose and shape estimation from 2-d and 3-d semantic keypoints. *IEEE Transactions on Robotics*, 2023. 1
- [44] Yang Song, Zhuqing Zhang, Jun Wu, Yue Wang, Liang Zhao, and Shoudong Huang. A right invariant extended kalman filter for object based slam. *IEEE Robotics and Automation Letters*, 7(2):1316–1323, 2021. 1
- [45] Richard Szeliski. *Computer vision: algorithms and applications*. Springer Nature, 2022. 2
- [46] Yukai Tang, Jean-Bernard Lasserre, and Heng Yang. Uncertainty quantification of set-membership estimation in control and perception: Revisiting the minimum enclosing ellipsoid. *arXiv preprint arXiv:2311.15962*, 2023. 1, 2, 3, 6, 7, 16
- [47] Constantin Udriste. *Convex functions and optimization methods on Riemannian manifolds*, volume 297. Springer Science & Business Media, 1994. 14, 15
- [48] Ye Wang, Vicenç Puig, and Gabriela Cembrano. Set-membership approach and kalman observer based on zonotopes for discrete-time descriptor systems. *Automatica*, 93:435–443, 2018. 2
- [49] Bowen Wen, Wei Yang, Jan Kautz, and Stan Birchfield. Foundationpose: Unified 6d pose estimation and tracking of novel objects. *arXiv preprint arXiv:2312.08344*, 2023. 1
- [50] Miaolan Xie. Inner approximation of convex cones via primal-dual ellipsoidal norms. Master’s thesis, University of Waterloo, 2016. 4
- [51] Heng Yang and Luca Carlone. Certifiably optimal outlier-robust geometric perception: Semidefinite relaxations and scalable global optimization. *IEEE transactions on pattern analysis and machine intelligence*, 45(3):2816–2834, 2022. 1, 2
- [52] Heng Yang and Marco Pavone. Object pose estimation with statistical guarantees: Conformal keypoint detection and geometric uncertainty propagation. In *Proceedings of the IEEE/CVF Conference on Computer Vision and Pattern Recognition*, pages 8947–8958, 2023. 1, 2, 3, 5, 7, 16
- [53] Heng Yang, Jingnan Shi, and Luca Carlone. Teaser: Fast and certifiable point cloud registration. *IEEE Transactions on Robotics*, 37(2):314–333, 2020. 1, 2
- [54] Heng Yang, Wei Dong, Luca Carlone, and Vladlen Koltun. Self-supervised geometric perception. In *Proceedings of the IEEE/CVF Conference on Computer Vision and Pattern Recognition*, pages 14350–14361, 2021. 1
- [55] Heng Yang, Chris Doran, and Jean-Jacques Slotine. Dynamical pose estimation. In *Proceedings of the IEEE/CVF International Conference on Computer Vision*, pages 5926–5935, 2021. 4
- [56] Andy Zeng, Shuran Song, Matthias Nießner, Matthew Fisher, Jianxiong Xiao, and T Funkhouser. 3dmatch: Learning the matching of local 3d geometry in range scans. volume 1, page 4, 2017. 2, 6, 10
- [57] Hongyi Zhang and Suvrit Sra. First-order methods for geodesically convex optimization. In *Conference on Learning Theory*, pages 1617–1638. PMLR, 2016. 3, 17