

BHAC-QGP: three-dimensional MHD simulations of relativistic heavy-ion collisions

I. Methods and tests

Markus Mayer,^{1,*} Luciano Rezzolla,^{1,2,3} Hannah Elfner,^{4,1,2,5} Gabriele Inghirami,⁴ and Dirk H. Rischke^{1,5}

¹*Goethe University Frankfurt, Max-von-Laue-Straße 1, 60438 Frankfurt am Main, Germany*

²*Frankfurt Institute for Advanced Studies, Ruth-Moufang-Straße 1, 60438 Frankfurt am Main, Germany*

³*School of Mathematics, Trinity College, Dublin 2, Ireland*

⁴*GSI Helmholtzzentrum für Schwerionenforschung, Darmstadt, Germany*

⁵*Helmholtz Research Academy Hesse for FAIR, Max-von-Laue-Straße 12, 60438 Frankfurt am Main, Germany*

(Dated: March 14, 2024)

We present BHAC-QGP, a new numerical code to simulate the evolution of matter created in heavy-ion collisions in the presence of electromagnetic fields. It is derived from the Black Hole Accretion Code (BHAC), which has been designed to model astrophysical processes in a general-relativistic magnetohydrodynamical description. As the original Black Hole Accretion Code, BHAC-QGP benefits from the use of Adaptive Mesh Refinement (AMR), which allows us to dynamically adjust the resolution where necessary, and makes use of time-dependent Milne coordinates and the ultrarelativistic equation of state, $P = e/3$. We demonstrate that BHAC-QGP accurately passes a number of systematic and rigorous tests.

I. BACKGROUND

The collision of two heavy ions at almost the speed of light produces an extremely hot and dense system that is commonly known as quark-gluon plasma (QGP). Quarks are approximately massless and no longer confined in this system. Heavy-ion collision experiments at the Relativistic Heavy-Ion Collider (RHIC) and at the Large Hadron Collider (LHC) produce such a system with the aim to clarify the structure of the phase diagram of strongly interacting matter. These experiments lead to the conclusion that the QGP behaves like an almost perfect fluid [1–13].

A quite successful framework to model and describe the evolution of the produced matter is relativistic hydrodynamics [5, 14–19]. Indeed, second-order dissipative relativistic hydrodynamics is able to reproduce transverse-momentum spectra and especially the so-called elliptic flow, a quantity that describes the azimuthal anisotropy in momentum space of particles produced in non-central collisions [20–24]. These measurements suggest that particles interact strongly and the fireball thermalizes rapidly.

The protons that do not directly participate in the heavy-ion collision, the so-called spectators, generate strong electromagnetic fields [25–32]. Assuming to be in vacuum, the strength of these fields can be estimated with the Liénard-Wiechert potentials [28–30] to reach magnetic field strengths of order $B \sim 10^{18}$ G in a typical gold-gold collision at RHIC energies. Thus, ultrarelativistic heavy-ion collisions create the strongest magnetic fields in the Universe. Such strong electromagnetic fields may have a significant impact on the dynamics of heavy-ion collisions as they will induce a charge current in the QGP. Furthermore, chiral symmetry is restored in the

QGP, because the quark masses are much smaller than any other energy scale in the problem, and therefore they can be considered to have a well-defined chirality and, thus, also helicity. Due to fluctuations, it may be possible that the number of left-handed particles is not equal to the number of right-handed particles in the QGP. For a system with such a chiral imbalance, sufficiently strong electromagnetic fields can lead to novel effects, the “chiral magnetic effect” (CME) being the most prominent one [30, 33–40].

Additionally, a non-central heavy-ion collision can create a QGP with extremely large angular momentum, leading to the most vortical fluid ever observed, with vorticities of the order of $\sim 10^{-22} \text{ s}^{-1}$ [41–48]. Due to spin-orbit coupling, this vorticity can be converted into a polarization of particles [43, 49–55] and give rise to the so-called “chiral vortical effect” (CVE) [33, 34, 37, 39, 41].

Because of these novel effects, it is important to understand the impact of electromagnetic fields on the dynamics of the system. This problem needs to be addressed by numerical codes solving the (3+1)-dimensional equations of relativistic magnetohydrodynamics (RMHD) [56–61]. In order to investigate the evolution of the QGP in the presence of external magnetic fields, we have developed BHAC-QGP, as a suitable adaption of the Black Hole Accretion Code (BHAC), which was originally developed for astrophysical applications, solving the equations of RMHD in 3+1 dimensions and with a second-order formulation of the equations of motion [56].

There exist a number of numerical hydrodynamics codes which are used to study heavy-ion collisions. All of these codes differ in their algorithms and techniques to simulate the collision process. The iEBE-VISHNU code, for example, performs (2+1)-dimensional event-by-event simulations for relativistic heavy-ion collisions using viscous hydrodynamics [62]. MUSIC uses the Kurganov-Tadmor algorithm to study (3+1)-dimensional heavy-ion collisions using viscous hydrodynamics on an unstructured mesh [63]. Similarly, VHLLE solves the equa-

* E-mail: mmayer@itp.uni-frankfurt.de

tions of relativistic viscous hydrodynamics in the Israel-Stewart framework [60]. CLVisc can be used to calculate the (3+1)-dimensional viscous hydrodynamic equations on Graphic Processing Units (GPUs) using the Open Computing Language (OpenCL) [64]. Okamoto et al. developed a Godunov-type relativistic-hydrodynamics code that is optimized specifically for Milne coordinates [65]. PLUTO is able to solve the (3+1)-dimensional equations of magnetohydrodynamics (MHD). It benefits from Adaptive Mesh Refinement (AMR), but is mainly designed to study astrophysical processes in flat spacetime [61, 66]. With ECHO-QGP, on the other hand, it is possible to study heavy-ion collisions under the influence of magnetic fields by solving the (3+1)-dimensional equations of ideal relativistic magnetohydrodynamics (RMHD) [58, 67]. With a recent improvement of the code, heavy-ion collisions can even be modeled in the regime of resistive RMHD [68]. With BHAC-QGP, we aim to develop a code for heavy-ion collisions that solves the (3+1)-dimensional (viscous) MHD equations while using AMR.

This paper is intended to explain the formalism underlying BHAC-QGP, as well as the extensions as compared to the original BHAC code. Specifically, in Sec. II we discuss the framework of ideal relativistic magnetohydrodynamics as well as Milne coordinates. These are very well suited to describe the evolution of a QGP. In this section we will also describe the numerical formalism and the numerical methods applied in BHAC-QGP. In Sec. III we present and discuss a series of tests that demonstrate the viability and capabilities of BHAC-QGP and we conclude in Sec. IV with a summary and an outlook.

Throughout this article we use natural Heaviside-Lorentz units, $\hbar = c = k_B = \epsilon_0 = \mu_0 = 1$. In these units the electric charge is dimensionless $e := \sqrt{4\pi\alpha\hbar c} \approx 0.303$, where $\alpha \approx 1/137$ is the fine-structure constant. As signature of the metric tensor, we choose $(-, +, +, +)$. We use Greek indices to indicate the components of a four-vector, while Latin indices range from 1 to 3 for its spatial components. Bold letters indicate three-vectors. The scalar and vector products between three-vectors are as usual denoted by \cdot and \times , respectively. Furthermore, we will use the Levi-Civita tensor with $\epsilon^{0123} = 1$.

II. FORMALISM

A. Ideal relativistic magnetohydrodynamics

RMHD is a successful framework to study the dynamics of electrically conducting fluids by coupling hydrodynamics with Maxwell's equations. The idea of MHD is that the magnetic fields induce currents in the moving conductive fluid, which then create forces on the fluid, which, in turn, can produce changes in the magnetic field [69–72].

A (relativistic) fluid can be described in terms of charge four-currents N_i^μ , where $i = 1, 2, \dots$ labels the cur-

rents of the associated conserved charges, and an energy-momentum tensor $T^{\mu\nu}$, such that the basic equations of hydrodynamics are given by the conservation of charges as well as total energy and momentum (see, e.g., Refs. [73, 74])

$$\nabla_\mu N_i^\mu = 0, \quad (1)$$

$$\nabla_\mu T^{\mu\nu} = 0, \quad (2)$$

where ∇_μ represents the covariant derivative. In heavy-ion collisions, for example, not only the electric charge, but also the baryon number and the strangeness are conserved. The total energy-momentum tensor can be decomposed into a matter part $T_m^{\mu\nu}$ and a field part $T_f^{\mu\nu}$,

$$T^{\mu\nu} = T_m^{\mu\nu} + T_f^{\mu\nu}. \quad (3)$$

In the case of an ideal fluid the conserved four-currents and the energy-momentum tensor can be decomposed as (see, e.g., Ref. [73])

$$N_i^\mu := n_i u^\mu, \quad (4)$$

$$T_m^{\mu\nu} := e u^\mu u^\nu + P \Delta^{\mu\nu}, \quad (5)$$

where u^μ is the four-velocity of the fluid, $n_i := -N_i^\mu u_\mu$ is the charge density associated with the charge current N_i^μ in the local rest frame (LRF) of the fluid, and $e := T_m^{\mu\nu} u_\mu u_\nu$ is the energy density in that frame. Furthermore, $P := T_m^{\mu\nu} \Delta_{\mu\nu}/3$ represents the pressure of the fluid, where $\Delta_{\mu\nu} := g_{\mu\nu} + u_\mu u_\nu$ is the projection operator onto the three-space orthogonal to the fluid velocity u^μ . The fluid four-velocity can be written as $u^\mu = (\gamma, \gamma \mathbf{v})^T$, where \mathbf{v} is the three-velocity. It is a time-like, normalized vector, $u_\mu u^\mu = -1$, with $\gamma = (1 - \mathbf{v}^2)^{-1/2}$ being the Lorentz factor.

On the other hand, the electromagnetic field obeys Maxwell's equations

$$\nabla_\mu F^{\mu\nu} = -J^\nu, \quad (6)$$

$$\nabla_\mu {}^*F^{\mu\nu} = 0, \quad (7)$$

where $F^{\mu\nu}$ is the antisymmetric electromagnetic Faraday tensor, ${}^*F^{\mu\nu} = \epsilon^{\mu\nu\alpha\beta} F_{\alpha\beta}/2$ is its dual, and J^μ characterizes the total electric charge four-current. Similar to the energy-momentum tensor, the Faraday tensor and its dual can be decomposed with respect to u^μ as

$$F^{\mu\nu} := u^\mu e^\nu - u^\nu e^\mu + \epsilon^{\mu\nu\alpha\beta} u_\alpha b_\beta, \quad (8)$$

$${}^*F^{\mu\nu} := u^\mu b^\nu - u^\nu b^\mu - \epsilon^{\mu\nu\alpha\beta} u_\alpha e_\beta, \quad (9)$$

where e^μ and b^μ are the electric field and the magnetic field in the comoving frame, respectively,

$$e^\mu := F^{\mu\nu} u_\nu = (\gamma \mathbf{v} \cdot \mathbf{E}, \gamma \mathbf{E} + \gamma \mathbf{v} \times \mathbf{B})^T, \quad (10)$$

$$b^\mu := {}^*F^{\mu\nu} u_\nu = (\gamma \mathbf{v} \cdot \mathbf{B}, \gamma \mathbf{B} - \gamma \mathbf{v} \times \mathbf{E})^T. \quad (11)$$

Here, \mathbf{E} and \mathbf{B} indicate the spatial electric and magnetic fields in the lab frame. Equations (10) and (11) imply that e^μ and b^μ are space-like vectors, $e^\mu e_\mu > 0, b^\mu b_\mu > 0$.

The coupling of the electromagnetic field to the QGP is ensured by an appropriately adapted Ohm's law, which relates the electric-charge current to the electromagnetic field. In general, there are various contributions to the current, but hereafter only the conduction current j_{cond}^μ and the induction current j_{ind}^μ are taken into account. In this case, the total charge four-current takes the form

$$J^\mu = j_{\text{cond}}^\mu + j_{\text{ind}}^\mu = \rho_q u^\mu + \sigma_E^{\mu\nu} e_\nu, \quad (12)$$

where ρ_q represents the electric-charge density in the comoving frame. In the case of $\rho_q = 0$ Eq. (12) reduces to the ideal Ohm's law. Moreover, $\sigma_E^{\mu\nu}$ is the conductivity tensor of the QGP, which can be replaced by a scalar function in the case of an isotropic conductivity, $\sigma_E^{\mu\nu} e_\nu \rightarrow \sigma_E e^\mu$, where σ_E is the electric conductivity of the QGP. Hence, for an electrically neutral QGP with isotropic conductivity the total charge four-current takes the form

$$J^\mu = \sigma_E e^\mu. \quad (13)$$

The equations of RMHD simplify considerably when the electric conductivity is assumed to be infinite, $\sigma_E \rightarrow \infty$, which is equivalent to a vanishing resistivity, $\eta_E := 1/\sigma_E \rightarrow 0$, and is referred to as the ideal-MHD limit. Because of the vanishing resistivity, the electric field must vanish in the comoving frame,

$$e^\mu = 0. \quad (14)$$

Therefore, the inhomogeneous Faraday law (6) is not required and the electric fields are uniquely given as functions of the velocities and magnetic fields,

$$\mathbf{E} = -\mathbf{v} \times \mathbf{B}, \quad (15)$$

which follows from the spatial part of Eq. (10). With the help of relation (15), the magnetic field four-vector (11) can then be written as

$$b^\mu = \left(\gamma \mathbf{v} \cdot \mathbf{B}, \frac{\mathbf{B}}{\gamma} + \gamma \mathbf{v} (\mathbf{v} \cdot \mathbf{B}) \right)^T. \quad (16)$$

The equation governing the evolution of the magnetic field (9) in the ideal-MHD limit is then given by

$$\nabla_\mu (u^\mu b^\nu - u^\nu b^\mu) = 0, \quad (17)$$

and the electromagnetic energy-momentum tensor reads as

$$\begin{aligned} T_f^{\mu\nu} &= F^{\mu\alpha} F^\nu{}_\alpha - \frac{1}{4} g^{\mu\nu} F^{\alpha\beta} F_{\alpha\beta} \\ &= b^2 u^\mu u^\nu + \frac{1}{2} b^2 g^{\mu\nu} - b^\mu b^\nu, \end{aligned} \quad (18)$$

where $b^2 := b^\mu b_\mu = \mathbf{B}^2/\gamma^2 + (\mathbf{v} \cdot \mathbf{B})^2$ is the magnetic field strength. The sum of the fluid's energy-momentum tensor (5) and the electromagnetic energy-momentum tensor

(18) then yields the energy-momentum tensor of a perfect, magnetized relativistic fluid in the ideal-MHD limit

$$T^{\mu\nu} := \left(e + \frac{b^2}{2} \right) u^\mu u^\nu + \left(P + \frac{b^2}{2} \right) \Delta^{\mu\nu} - b^\mu b^\nu. \quad (19)$$

In this context, it is natural to introduce the total energy density and the total pressure

$$e_{\text{tot}} := e + \frac{b^2}{2}, \quad P_{\text{tot}} := P + P_{\text{mag}}, \quad (20)$$

where $P_{\text{mag}} := b^2/2$ is the magnetic pressure.

Equations (1), (2), and (17) form the system of ideal-RMHD equations with the unknowns n, e, P, u^μ , and b^μ . This system of equations is closed by an appropriate equation of state, which relates the thermodynamic quantities, usually $P = P(e, n)$. Furthermore, in the case of local thermodynamic equilibrium, the first law of thermodynamics

$$de = T ds + \mu dn \quad (21)$$

can be used to formulate the entropy conservation equation as

$$u^\mu \partial_\mu s + s \partial_\mu u^\mu = 0, \quad (22)$$

with s being the entropy density and T, μ being the temperature and chemical potential, respectively,

$$T := \left(\frac{\partial e}{\partial s} \right)_n, \quad \mu := \left(\frac{\partial e}{\partial n} \right)_s. \quad (23)$$

B. Bjorken's model & Milne coordinates

Due to its complexity, the system of ideal-RMHD equations (1), (2), and (17) cannot be solved analytically in general. However, an exception is offered by Bjorken's model [75], which describes a rather idealized situation, but is very helpful in gaining a general understanding of the hydrodynamics of heavy-ion collisions. Bjorken's model considers a fluid which is expanding only in the beam direction, usually taken to be the z -axis, with velocity $v^z = z/t$, where z and t are spatial and temporal Cartesian coordinates. Thus, the four-velocity of this fluid is, per definition, given by

$$u^\mu := (\gamma, 0, 0, \gamma z/t)^T. \quad (24)$$

As a consequence, all fluid elements maintain their initial velocity without further acceleration. This assumption is equivalent to saying that the spacetime evolution of the system is the same in any reference frame, so that the expansion of this fluid is boost-invariant.

Rather than using standard Cartesian coordinates (t, x, y, z) for this boost-invariant flow, it is more convenient to use Milne coordinates (τ, x, y, η_S) , also known

as Bjorken coordinates, defined via the following transformation:

$$t = \tau \cosh \eta_S, \quad (25)$$

$$z = \tau \sinh \eta_S, \quad (26)$$

where τ is the proper time and η_S the spacetime rapidity, namely

$$\tau := \sqrt{t^2 - z^2}, \quad (27)$$

$$\eta_S := \frac{1}{2} \ln \left(\frac{t+z}{t-z} \right). \quad (28)$$

The spacetime rapidity η_S is only defined in the timelike region, where $t > |z|$. The resulting Minkowski metric in Milne coordinates is given by

$$\tilde{g}^{\mu\nu} = \text{diag} \left(-1, 1, 1, \frac{1}{\tau^2} \right). \quad (29)$$

From now on, we will use a tilde to refer to quantities in Milne coordinates. The four-velocity (24) simplifies in Milne coordinates to

$$\tilde{u}^\mu = (1, 0, 0, 0)^T, \quad (30)$$

which corresponds to the four-velocity of the comoving frame. Consequently, the so-called expansion scalar θ and the substantial time derivative D/Dt in Milne coordinates are written as follows:

$$\theta := \nabla^\mu \tilde{u}_\mu = \frac{1}{\tau}, \quad \frac{D}{Dt} := \tilde{u}_\mu \nabla^\mu = \frac{\partial}{\partial \tau}. \quad (31)$$

By assuming a magnetic field that is transverse to the fluid expansion, i.e., $b^\mu = (0, b^x, b^y, 0)^T$, it is possible to deduce the following energy conservation equation in Milne coordinates:

$$\frac{\partial}{\partial \tau} \left(e + \frac{b^2}{2} \right) = - \frac{e + P + b^2}{\tau}. \quad (32)$$

Equation (32), which is obtained by contracting the energy-momentum conservation (2) with the fluid-velocity (30), states that in ideal MHD the decrease of the total energy density with time is proportional to the sum of fluid energy density e , pressure P , and the magnetic field strength b^2 , divided by the proper time τ . The evolution equation for the total energy density is independent of the spacetime rapidity η_S , thus emphasizing the boost-invariance property. The solution of the energy conservation equation (32) requires an equation of state which relates the pressure to the energy density and the charge density, and the knowledge of the evolution of the magnetic field. Maxwell's equations (17) can be written in the lab frame as

$$\nabla \cdot \mathbf{B} = 0, \quad (33)$$

$$\frac{D\mathbf{B}}{Dt} = (\mathbf{B} \cdot \nabla) \mathbf{v} - \mathbf{B} (\nabla \cdot \mathbf{v}), \quad (34)$$

where Eq. (33) is the well-known divergence constraint, while Eq. (34) is the so-called induction equation. With the help of the continuity equation (1) for the density n ,

$$\frac{Dn}{Dt} = -n (\nabla \cdot \mathbf{v}), \quad (35)$$

the induction equation (34) can be rewritten as [37]

$$\frac{D}{Dt} \left(\frac{\mathbf{B}}{n} \right) = \frac{\mathbf{B}}{n} (\nabla \cdot \mathbf{v}), \quad (36)$$

which is also known as the frozen-flux theorem, according to which the magnetic field lines are simply advected with the fluid. In Milne coordinates, where $\mathbf{v} = \mathbf{0}$, this frozen-flux theorem becomes

$$\frac{\partial}{\partial \tau} \left(\frac{\mathbf{B}}{n} \right) = 0, \quad (37)$$

whose solution is obviously $\mathbf{B}(\tau)/\mathbf{B}_0 = n(\tau)/n_0$, with $\mathbf{B}_0 := \mathbf{B}(\tau = \tau_0)$ and $n_0 := n(\tau = \tau_0)$. Additionally, the continuity equation (1) for the density in Milne coordinates reads as

$$\frac{\partial n}{\partial \tau} = - \frac{n}{\tau}. \quad (38)$$

The solution of Eq. (38) is trivial, $n(\tau)/n_0 = \tau_0/\tau$, and this allows us to rewrite the solution of Eq. (37) as

$$\mathbf{B}(\tau) = \mathbf{B}_0 \frac{\tau_0}{\tau}. \quad (39)$$

A suitable choice of the equation of state, $P = P(e, n)$, then allows to solve the energy conservation equation (32).

C. BHAC & BHAC-QGP

The Black Hole Accretion Code (BHAC) solves the equations of ideal general-relativistic MHD (GRMHD), namely Eqs. (1), (2), and (17), in arbitrary but time-independent spacetimes [56, 76]. For this purpose, BHAC uses second-order finite-volume methods, for which an appropriate separation of time and spatial components is necessary. This can be achieved by “foliating” the space-time in terms of non-intersecting spacelike hypersurfaces. On each hypersurface it is then possible to define a time-like four-vector normal to the hypersurface as

$$n^\mu := \frac{1}{\alpha} (1, -\beta^j)^T, \quad n_\mu := (-\alpha, 0_j). \quad (40)$$

Here, α is the so-called lapse function while the purely spatial vector β^μ is called shift vector. Since $n^\mu n_\mu = -1$, this four-vector defines also the frame of an Eulerian observer. An observer in the Eulerian frame is at rest, while an observer in the so-called Lagrangian frame is moving with the fluid. The lapse function α measures the rate of change of the coordinate time along the vector

n^μ . The introduction of such a normal vector n^μ allows the definition of the metric associated to each foliated hypersurface as

$$\gamma_{\mu\nu} := g_{\mu\nu} + n_\mu n_\nu, \quad \gamma^{\mu\nu} := g^{\mu\nu} + n^\mu n^\nu. \quad (41)$$

With the help of the lapse function α and the shift vector β^μ it is possible to express a generic line element ds^2 in 3+1 decomposition as [77]

$$ds^2 = (-\alpha^2 + \beta^i \beta_i) dt^2 + 2\beta_i dx^i dt + \gamma_{ij} dx^i dx^j. \quad (42)$$

This expression indicates that in the case of Minkowski and Milne coordinates $\alpha = 1$ and $\beta^\mu = 0$. Hence, the timelike four-vector defined in Eq. (40) coincides with the four-velocity in the local rest frame and can be used as a temporal projection operator. Furthermore, the metric associated to each hypersurface coincides with the spatial projection tensor, i.e.,

$$\Delta^{\mu\nu} = g^{\mu\nu} + u^\mu u^\nu. \quad (43)$$

Contracting the energy-momentum tensor (19) twice with $n_\mu = (1, O_j)$ yields the total energy density as seen by the Eulerian observer

$$e'_{\text{tot}} = w\gamma^2 - P + \frac{1}{2} \left[\mathbf{B}^2 (1 + \mathbf{v}^2) - (\mathbf{v} \cdot \mathbf{B})^2 \right], \quad (44)$$

where we defined the relativistic enthalpy density as

$$w := e + P, \quad (45)$$

which is related to the specific enthalpy h via $h := w/\rho$, where ρ is the rest-mass density in the local rest frame. Instead, contracting the energy-momentum tensor (19) with n_μ and $\gamma_{\nu\lambda}$ leads to the covariant three-momentum density of the Eulerian observer,

$$S_j = w\gamma^2 v_j + \mathbf{B}^2 v_j - B_j (\mathbf{v} \cdot \mathbf{B}). \quad (46)$$

Similarly, contracting the energy-momentum tensor (19) twice with the projection tensor $\gamma_{\mu\nu}$ yields the spatial part of the stress-energy tensor W^{ij} ,

$$W^{ij} = S^i v^j + P_{\text{tot}} \Delta^{ij} - \frac{B^i B^j}{\gamma^2} - v^i B^j (\mathbf{v} \cdot \mathbf{B}). \quad (47)$$

After deriving these quantities, it is now possible to write the ideal RMHD equations in conservative form, that is

$$\partial_0 (\sqrt{g_s} \mathbf{U}) + \partial_i (\sqrt{g_s} \mathbf{F}^i) = \sqrt{g_s} \mathbf{S}. \quad (48)$$

Here, g_s is the determinant of the spatial part of the metric $g^{\mu\nu}$, while \mathbf{U} and \mathbf{F}^i are conserved variables and fluxes, respectively. In BHAC and BHAC-QGP, these are defined as

$$\mathbf{U} = \begin{pmatrix} D \\ S_j \\ \varepsilon \\ B^j \end{pmatrix}, \quad \mathbf{F}^i = \begin{pmatrix} v^i D \\ S_j \\ S^i - D v^i \\ v^i B^j - B^i v^j \end{pmatrix}. \quad (49)$$

where $D := \gamma\rho$ is the density in the Eulerian frame and $\varepsilon := e'_{\text{tot}} - D$ is the rescaled energy density. The choice to use $\varepsilon = e'_{\text{tot}} - D$ in the energy conservation equation, instead of only e'_{tot} , has a purely numerical motivation. The conservation of ε as a combination of two conserved quantities is simply more accurate than that of e'_{tot} only, especially in regions of low energy density. Furthermore, ε enables us to recover the Newtonian limit. Mathematically, the use of ε is possible because a linear combination of two conserved variables is still a solution of the equations in conservative form. We note that instead of the rest-mass density ρ any other density, for example the baryon number density n_B , can be used, i.e., $\rho \rightarrow n_B$ and $D \rightarrow \gamma n_B$. For dimensional reasons, however, only e'_{tot} is then evolved in the energy conservation equation instead of $\varepsilon := e'_{\text{tot}} - D$. While D is part of the conserved variables, ρ belongs to the so-called primitive variables. How the conversion between these variables is done is described in more detail in Sec. II F.

Furthermore, \mathbf{S} in Eq. (48) represents the source terms. According to the so-called Valencia formulation, these are given as [73]:

$$\mathbf{S} = \begin{pmatrix} 0 \\ \frac{1}{2} \alpha W^{ik} \partial_j \gamma_{ik} + S_i \partial_j \beta^i - e' \partial_j \alpha \\ \alpha W^{ij} K_{ij} - S^j \partial_j \alpha \\ 0 \end{pmatrix}, \quad (50)$$

where K^{ij} is the extrinsic curvature. Basically, it measures how the three-dimensional hypersurface is curved with respect to four-dimensional spacetime. It is defined as [73]

$$K_{\mu\nu} = -\nabla_\mu n_\nu - n_\mu n^\alpha \nabla_\alpha n_\nu. \quad (51)$$

In the case of Milne coordinates, the only surviving spatial component for the extrinsic curvature is $K_{33} = -\tau$, so that in Milne coordinates the source terms are

$$\tilde{\mathbf{S}} = \begin{pmatrix} 0 \\ 0 \\ W^{33} K_{33} \\ 0 \end{pmatrix}. \quad (52)$$

The source term vanishes when ordinary Cartesian coordinates are used.

Now, all the necessary quantities have been introduced to write down the evolution equations of BHAC-QGP. However, while for Cartesian coordinates $\sqrt{g_s} = 1$, for Milne coordinates $\sqrt{g_s} = \tau$, so that a time dependence is still hidden in the latter case. But for these coordinates it is possible to write Eq. (48) as

$$\begin{aligned} \partial_\tau (\tau \mathbf{U}) + \partial_i (\tau \mathbf{F}^i) &= \tau \tilde{\mathbf{S}}, \\ \iff \partial_\tau \mathbf{U} + \partial_i \mathbf{F}^i &= \tilde{\mathbf{S}} - \frac{\mathbf{U}}{\tau}. \end{aligned} \quad (53)$$

Equation (53) represents the evolution equations of BHAC-QGP. The term \mathbf{U}/τ on the right-hand side is an additional source term that is responsible for a decay of the conserved variables and is a consequence of the longitudinal expansion of the fluid.

D. Equation of state

In order to solve the set of ideal RMHD equations, an appropriate equation of state (EOS) is required. In the parent code BHAC, the EOS of an ideal gas and the EOS of a Synge gas are already implemented and described in Sec. 2.4 of Ref. [56]. However, these equations of state are not suitable for describing the properties and behavior of matter in heavy-ion collisions. In order to describe the QGP created in heavy-ion collisions, we neglect the (small) masses of the quarks and for the sake of simplicity assume classical statistics. Thus, we implement an EOS for classical massless particles

$$P = \frac{e}{3} = \frac{g}{\pi^2 (\hbar c)^3} T^4, \quad (54)$$

where the factor g accounts for the number of internal degrees of freedom. Although natural units are used, the factor $(\hbar c)^3 \approx (0.197 \text{ GeV fm})^3$ is carried along to be able to write the pressure in units of GeV/fm^3 .

The enthalpy density (45) reads for a fluid of massless particles as

$$w = e + P = 4P, \quad (55)$$

while the square of the speed of sound is

$$c_s^2 = \frac{\partial P}{\partial e} = \frac{1}{3}. \quad (56)$$

Due to the vanishing mass, the rescaled energy density simplifies to $\varepsilon = e'_{\text{tot}}$. Therefore, in this case, the generic quantity D can be replaced by any conserved quantity. For classical massless particles the entropy density follows from the first law of thermodynamics as $s = 4n$, where n is the particle density. Therefore, in this case it is also possible to evolve the particle density instead of the mass density ρ . The particle density for classical massless particles is

$$n = \frac{g}{\pi^2 (\hbar c)^3} T^3. \quad (57)$$

E. Numerical methods

As the original Black Hole Accretion Code, BHAC-QGP solves the evolution equations (45) in a finite-volume formulation that is described in Chapter 2.2 of Ref. [56]. Basically, the integral of the evolution equations (48) over the spatial element of each cell

$\int dx^1 dx^2 dx^3$ is taken, which in the end leads to a semi-discrete equation for the average state in a cell. This finite-volume approach has second-order accuracy and is powered by the MPI-AMRVAC toolkit. This allows BHAC and thus also BHAC-QGP to use the computational infrastructure efficiently.

The integrations are performed numerically during the initialization phase using Simpson's fourth-order rule. In order to achieve a correspondingly high accuracy for the temporal updates as well, BHAC-QGP relies on the so-called "method of lines" (see, for instance, Ref. [73]). Essentially, this leaves the problem continuous in time such that the set of partial differential equations becomes a set of ordinary differential equations. In this way, the method of lines acquires the accuracy order of the used time integrator. Many time-integration schemes are implemented in BHAC and BHAC-QGP, e.g., simple predictor-corrector, second-order Runge-Kutta RK2, third-order Runge-Kutta RK3, but also the strong stability-preserving s -step, p -order Runge-Kutta schemes SSPRK(s,p), namely the schemes SSPRK(4,3) and SSPRK(5,4).

A second-order finite-volume method requires numerical fluxes on the mid-point of the interface. These point-wise fluxes \mathbf{F}^i are obtained by performing a limited reconstruction operation of the cell-averaged state to the interfaces at each substep. Stated differently, the fluid variables must be *reconstructed* at the interface with the help of an appropriate spatial interpolation. BHAC-QGP takes over the reconstruction strategy from its parent code, which can be summarized as follows:

1. Compute the so-called primitive variables from the averages of the conserved variables located at the center of a cell.
2. Use the reconstruction formula to obtain two representations for the state at the interface, one with left-based reconstruction stencil and one with right-based stencil.
3. Convert the point-wise values back to their conserved states and use the resulting left and right states as input for the approximate Riemann solver.

There are various reconstruction schemes implemented in BHAC and BHAC-QGP [56]: standard second-order total-variation diminishing (TVD) schemes like "minmod", "vanLeer", "woodward", or "koren", but also higher-order methods like "PPM" (third-order) and "MP5" (fifth-order). A higher accuracy of the spatial discretization usually improves the accuracy of the solution, as it reduces the diffusion of the scheme. However, the overall order of the finite-volume method will remain second order.

The reconstructed fluxes are then computed by solving approximate Riemann problems, which arise naturally at the interfaces. This strategy belongs to the widely used Godunov scheme. Implemented Riemann solvers are, for

example, HLL (Harten–Lax–Van Leer) or TVDLF (Total variation-diminishing Lax-Friedrichs scheme).

F. Primitive-variable recovery and entropy switch

A problem of all RMHD codes is the non-linear inversion from conservative to primitive variables. The conserved variables of BHAC-QGP have been introduced in Eq. (49),

$$\mathbf{U} = (D, S_j, \varepsilon, B^j)^T.$$

In order to calculate the fluxes \mathbf{F} for these conserved variables along the interfaces of the computational cells, an additional set of so-called primitive variables is needed. These primitive variables are

$$\mathbf{P}(\mathbf{U}) = (\rho, \gamma v_j, P, B^j)^T. \quad (58)$$

The computation of the fluxes requires the velocity and the pressure from the primitive variables. But, BHAC and thus also BHAC-QGP do not store these primitive variables. Instead, the two auxiliary variables γ and $\xi := \gamma^2 \rho h$ are stored in addition to the conserved variables \mathbf{U} . Knowledge of γ and ξ allows then a quick transformation to the primitive variables. In the case of an ultrarelativistic fluid, the auxiliary variable ξ reads

$$\xi = 4P\gamma^2. \quad (59)$$

While the transformation $\mathbf{U}(\mathbf{P})$ is trivial, the inversion $\mathbf{P}(\mathbf{U})$ is much more complicated. No closed-form solution exists for the inversion from conserved to primitive variables, and hence the primitive variables must be found numerically. High Lorentz factors or strong magnetic fields may easily lead to errors in the values of the conserved variables. Consequently, a robust procedure is required. Two primary inversion strategies are implemented in BHAC-QGP, as in its parent code [56, 78].

The inversion scheme labeled as “2DW” simultaneously solves Eq. (44) and the square of the three-momentum (46) [79–81]. To be more precise, BHAC and BHAC-QGP follow the strategy outlined in Refs. [57, 79], where the equations are reduced to a set of two non-linear equations in the variables ξ and $\chi := v^2$. Multiplying the three-momentum (46) with B^j and calculating \mathbf{S}^2 yields

$$F_1(\chi, \xi) := \chi (\xi + \mathbf{B}^2)^2 - \frac{(\mathbf{S} \cdot \mathbf{B})^2}{\xi^2} (2\xi + \mathbf{B}^2) - \mathbf{S}^2 = 0, \quad (60)$$

as well as from Eqs. (44) and (46)

$$F_2(\chi, \xi) := \xi - P + \frac{\mathbf{B}^2}{2} (1 + \chi) - \frac{(\mathbf{S} \cdot \mathbf{B})^2}{2\xi^2} - e'_{\text{tot}} = 0. \quad (61)$$

From these two equations, χ and ξ can be found with a simultaneous two-dimensional Newton-Raphson root-finding procedure.

Instead of simultaneously finding the two roots via a two-dimensional root-finding scheme, it is also possible to derive $\chi = \chi(\xi)$ from Eq. (60) and then find the root of the remaining equation $F_2[\chi(\xi), \xi] = 0$ with a one-dimensional Newton-Raphson procedure. However, with this routine the condition $\chi < 1$ must be ensured and it may happen that various iterations are required to solve the second equation. Once χ and ξ are found, the required primitive variables are obtained from their relations to the conserved variables:

$$\rho = D (1 - \chi)^{1/2}, \quad (62)$$

$$v_j = \frac{1}{\xi + \mathbf{B}^2} \left(S_j + B_j \frac{\mathbf{S} \cdot \mathbf{B}}{\xi} \right). \quad (63)$$

Since the pressure has to be specified by an EOS, in general no explicit expression can be given for it. Specifically, for a massless fluid, the relation reads according to Eq. (59) as

$$P = \frac{\xi}{4} (1 - \chi). \quad (64)$$

Another commonly used strategy, which is denoted as “1DW”, is to solve the equation for the rescaled energy density (44) [82–84], so that ξ is a root of

$$F(\xi) = \xi - e'_{\text{tot}} - P + \frac{1}{2} \left[\mathbf{B}^2 (1 + v^2) - (\mathbf{v} \cdot \mathbf{B})^2 \right] = 0. \quad (65)$$

Furthermore, an additional equation for the second auxiliary variable γ is required. This relation can be extracted from Eq. (63) as

$$\frac{1}{\gamma^2} = 1 - v^2 = 1 - \left(\frac{\mathbf{S} + \xi^{-1} \mathbf{B} (\mathbf{S} \cdot \mathbf{B})}{\xi + \mathbf{B}^2} \right)^2. \quad (66)$$

Once a new ξ is found, the velocity can be computed from Eq. (46) as

$$\mathbf{v} = \frac{\mathbf{S} + \xi^{-1} \mathbf{B} (\mathbf{S} \cdot \mathbf{B})}{\xi + \mathbf{B}^2}, \quad (67)$$

from which the density $\rho = D/\gamma$ can be obtained. Finally, the pressure follows from the respective EOS.

It is possible that both inversion strategies will fail in regions where the magnetic pressure is much stronger than the gas pressure, $P_{\text{mag}}/P \gtrsim 100$. Especially in heavy-ion collisions, the magnetic pressure outside the collision zone can exceed the pressure of the fluid by several orders of magnitude. In these regions, relatively small truncation errors in the evolution of the conserved variables may lead to large errors in the computation of the (internal) energy density and subsequently in the other primitive variables. This could in principle lead to the occurrence of regions with negative pressure or density. However, in such highly magnetized regions, BHAC-QGP is able to use the evolution equation for the entropy

density s . In Milne coordinates, this evolution equation reads

$$\frac{\partial \mathcal{S}}{\partial \tau} + \partial_i (v^i \mathcal{S}) = -\frac{\mathcal{S}}{\tau}, \quad (68)$$

where $\mathcal{S} := \gamma s$ is the entropy density in the Eulerian frame. Using the advection equation for the entropy one can discard the conservation of energy and sets the energy density to the value that is consistent with the entropy. Using the equation of state for a classical massless gas, the rescaled energy density will be then replaced by

$$e'_{\text{tot}} = \xi - \left[\frac{\pi^{2/3} (\hbar c)}{g^{1/3}} \left(\frac{s}{4} \right)^{4/3} \right] + \frac{1}{2} \left[\mathbf{B}^2 (1 + \mathbf{v}^2) - \left(\frac{\mathbf{S} \cdot \mathbf{B}}{\xi} \right)^2 \right], \quad (69)$$

where the second term on the right-hand side represents the pressure calculated from the entropy density. In this way, problematic regions where negative pressures occur can be eliminated. Using the advected entropy has also the advantage that the recovery procedure becomes independent of the energy density.

G. Adaptive Mesh Refinement

The computational grid employed in BHAC and thus also in BHAC-QGP is provided by the MPI-AMRVAC toolkit. Adaptive Mesh Refinement (AMR) is a powerful numerical technique which allows one to refine only the regions of interest. Instead of using a high resolution for the full computational domain, only those areas undergoing significant changes are calculated with a high spatial resolution. This is computationally very efficient, since far fewer cells with high resolution have to be computed.

AMR in BHAC-QGP comes with a fully adaptive block-based tree with a fixed refinement factor of two between successive levels for a simple implementation of parallelization. In essence, the computational domain in BHAC-QGP is first split into a number of blocks with an equal number of cells. The starting block is called root block, while blocks with higher resolution are called leaf blocks, so that a block-based “tree” is formed. If the root block is too coarse, it will spawn two leaf blocks in 1D, four leaf blocks in 2D, and eight leaf blocks in 3D. In this way, AMR allows for an effective solution of problems where it is necessary to resolve large gradients on small scales, but only in certain regions of the computational domain. Which zones of the mesh need to be refined are determined with the help of a mesh-refinement criterion. Basically, whenever a specified function of the conserved variables, e.g., the second or higher derivative, exceeds a prescribed threshold, the block is triggered for refinement. However, if this criterion parameter is set too small, then the computational costs are very high because too many areas are refined. On the other hand,

if the parameter is too large, the relevant zones are not detected and not refined, making the algorithm inefficient. In BHAC-QGP, the refinement is triggered in a completely automated way using the Löhner scheme [85]. For more details we refer to Chapter 2.11 of the original BHAC paper [56].

III. NUMERICAL TESTS

In order to prove the viability of the implementation of the RMHD equations in Milne coordinates and the ultrarelativistic EOS we present in the following some tests. If not stated otherwise, we use “minmod” as reconstruction scheme and a third-order Runge-Kutta scheme (RK3) for time stepping.

A. Bjorken flow

The Bjorken flow describes the longitudinal expansion of a fluid whose velocity in Milne coordinates is $\tilde{u}^\mu = (1, 0, 0, 0)^T$ [75]. With the ultrarelativistic EOS and the evolution equation for the magnetic field (39), the conservation equation for the energy (32) simplifies to [37]

$$\frac{\partial \bar{e}}{\partial \tau} + \frac{4}{3} \frac{\bar{e}}{\tau} = 0, \quad (70)$$

where $\bar{e} := e(\tau)/e(\tau_0)$. The evolution of the energy density is therefore given by

$$\bar{e}(\tau) = \left(\frac{\tau_0}{\tau} \right)^{4/3}, \quad (71)$$

which states that the energy density decays with time as a result of the expansion of the fluid. Although a magnetic field was included, the energy density still follows the usual Bjorken expansion law because the ratio $\mathbf{B}/e^{3/4}$ is conserved in ideal MHD due to the frozen-flux theorem [37].

We calculated the Bjorken flow with BHAC-QGP for three different values of the initial magnetization, $\mathbf{B}^2 = \{0; 1; 10\}$. From Fig. 1 one observes that the numerical results show a perfect agreement with the analytic solution at any time τ . As mentioned above, the magnetic field lines are simply advected with the fluid and a stronger magnetic field only contributes correspondingly more to the total energy density. Nevertheless, the strength of the field has no influence on the temporal evolution of the energy density.

B. Gubser flow

An extension of the Bjorken flow is the so-called Gubser flow [86], which is a special solution for an azimuthally

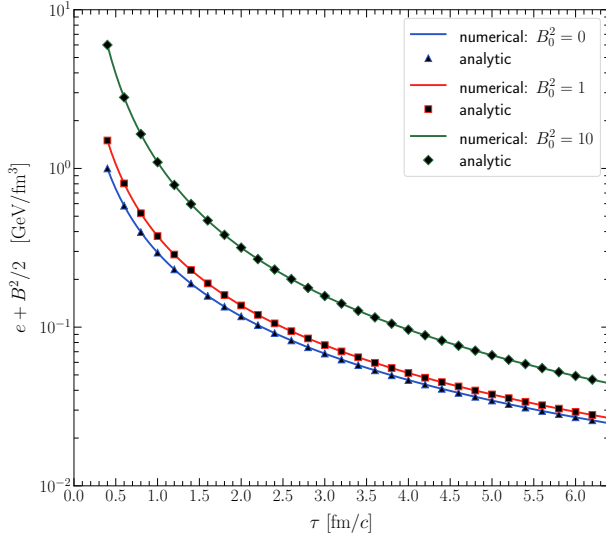


FIG. 1. Temporal evolution of the total energy density for different values of the initial magnetic field. The results obtained from BHAC-QGP (solid lines) show a perfect agreement with the analytic solution (symbols).

symmetric and longitudinally boost-invariant flow profile, i.e., it only depends on τ and the radial coordinate in the transverse plane, $r := \sqrt{x^2 + y^2}$. Gubser's solution reads

$$e = \hat{e}_0 \left(\frac{4q^2}{\tau} \right)^{4/3} \left[1 + 2q^2 (\tau^2 + r^2) + q^4 (\tau^2 - r^2)^2 \right]^{-4/3}, \quad (72)$$

where \hat{e}_0 is a normalization parameter for the energy density and q is a parameter with the dimension of an inverse length. In addition, the components of the four-velocity are:

$$u^\tau = \cosh \kappa, \quad (73)$$

$$u^x = \frac{x}{r} \sinh \kappa, \quad (74)$$

$$u^y = \frac{y}{r} \sinh \kappa, \quad (75)$$

$$u^{\eta_S} = 0, \quad (76)$$

where

$$\kappa(\tau, r) = \text{Artanh} \left(\frac{2q^2 \tau r}{1 + q^2 \tau^2 + q^2 r^2} \right). \quad (77)$$

Reproducing the Gubser flow profile provides a highly non-trivial theoretical benchmark for any numerical code solving hydrodynamics.

In order to perform this test in BHAC-QGP, we initialize the energy density according to Eq. (72) at time $\tau_0 = 1$ fm with $q = 1$ fm⁻¹ and $\hat{e}_0 = 1$. In the same way, we initialize the velocity profile according to Eqs. (73)–(76). The size of the computational domain is

$[-10.0 \text{ fm}, 10.0 \text{ fm}] \times [-10.0 \text{ fm}, 10.0 \text{ fm}]$ with 400×400 cells. The comparisons between the numerical (solid lines) and the analytic solutions at different time steps are presented in Fig. 2. BHAC-QGP reproduces the analytic solution (dashed lines) for the energy density and for the radial velocity $v_r = (v_x^2 + v_y^2)^{1/2}$ perfectly.

C. Azimuthally symmetric & boost-invariant flow

Relativistic hydrodynamics in more than one spatial dimension is quite challenging. In the case of longitudinal boost invariance and azimuthal symmetry in the transverse directions, Baym et al. [87] derived an analytic solution for the expansion of a cylinder with radius R and an initially homogeneous temperature T_0 into vacuum. The solution is valid until the rarefaction wave traveling inward reaches the center of the cylinder. The solution for the velocity reads

$$v(\tau, r) = \begin{cases} 0, & r < R - c_s \bar{\tau}, \\ \frac{r - R + c_s \bar{\tau}}{\bar{\tau} + c_s (r - R)}, & r < R + \bar{\tau}, \\ 1, & \text{otherwise}, \end{cases} \quad (78)$$

where $r = \sqrt{x^2 + y^2}$ is the radial distance from the center of the cylinder, $\bar{\tau} := \tau - \tau_0$ and, according to Eq. (56), the speed of sound for an ultrarelativistic fluid is $c_s = 1/\sqrt{3}$. The temperature T evolves then according to

$$T(\tau, r) = T_0 e^{-c_s \alpha(\tau, r)} \left(\frac{\tau_0}{\tau} \right)^{c_s^2 \{1 + [1 - c_s \alpha(\tau, r)]^{-1}\}^{1/2}}, \quad (79)$$

where α is the transverse rapidity variable and is given by

$$\alpha = \begin{cases} 0, & r < R - c_s \bar{\tau}, \\ -\frac{1}{2} \ln \left[\frac{(\bar{\tau} - r + R)(1 - c_s)}{(\bar{\tau} + r - R)(1 + c_s)} \right], & r < R + \bar{\tau}, \\ \infty, & \text{otherwise}. \end{cases} \quad (80)$$

A comparison with this analytic solution represents another important test for the validation of a numerical code of relativistic (magneto-)hydrodynamics. One of the difficulties in this test is that the initial temperature profile has a discontinuity at $r = R$. However, initial discontinuities are usually rapidly smoothed out by the initial hydrodynamical motion and therefore it is reasonable to specify smoother initial conditions at $\tau_0 + \Delta\tau$, where $\Delta\tau$ is sufficiently small, $\Delta\tau \ll R$. Hence, instead of Eq. (80) it is possible to parameterize the initial conditions as a Woods-Saxon profile,

$$T(\tau_0, r) = \frac{T_0}{1 + \exp\left(\frac{r-R}{\sigma}\right)}, \quad (81)$$

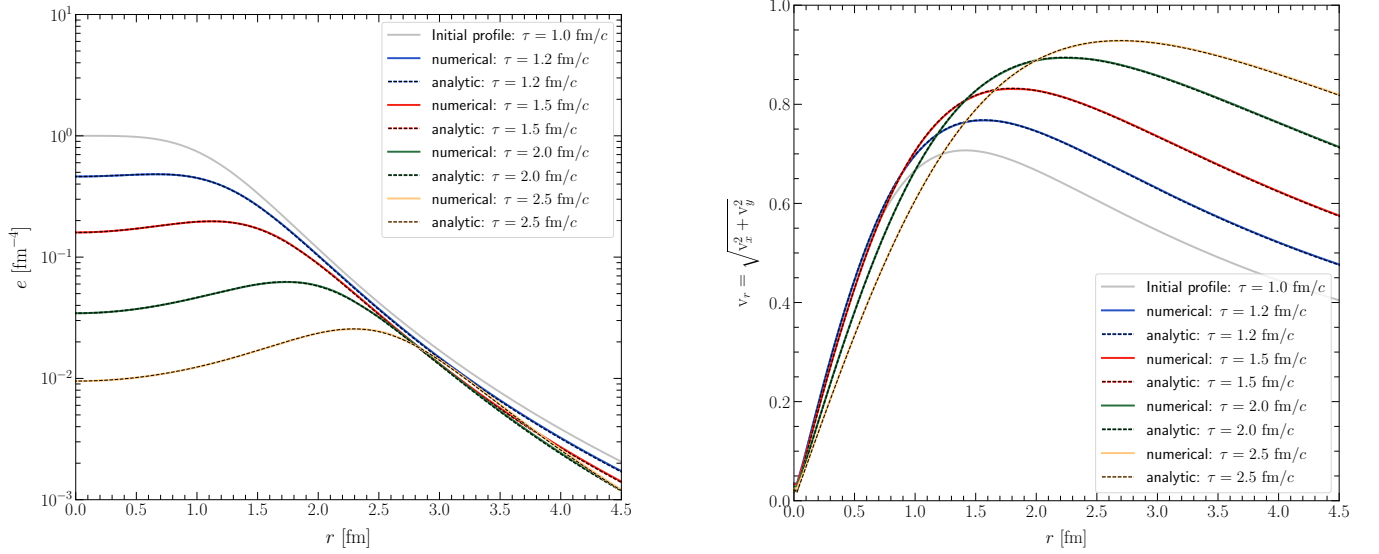


FIG. 2. Radial dependence of the energy density (left panel) and of the radial velocity (right panel) at different times. The results obtained from a (2+1)-dimensional simulation in BHAC-QGP (solid lines) show a perfect agreement with the analytic solution (dashed lines).

where we have chosen $T_0 = 0.2$ GeV, $R = 6.38$ fm, and $\sigma = 0.01$ fm. The smaller σ is, the better the discontinuity is approximated by Eq. (81), but the more difficult it is to calculate it numerically. To resolve this discontinuity well, we initialize a domain of size $[-12.0 \text{ fm}, 12.0 \text{ fm}] \times [-12.0 \text{ fm}, 12.0 \text{ fm}]$ with 2400×2400 cells. Figure 3 shows a relatively good agreement between BHAC-QGP and the analytic solution at any proper time τ , with differences increasing at large radii. Similar deviations have been reported in other studies of this test (see, for example, Ref. [58]).

D. Ultrarelativistic Orszag-Tang vortex

A classical test for all MHD codes is the Orszag-Tang vortex problem [56, 88–93]. This two-dimensional test is a useful problem to judge how robust the code is in handling the formation of shocks and its interactions. Furthermore, it can be used to test the divergence constraint, $\nabla \cdot \mathbf{B} = 0$, and to check how strong magnetic monopoles affect the numerical solution. Although the Orszag-Tang test was already presented in the original BHAC code, we re-run it with the newly implemented EOS $P = e/3$ and in Milne coordinates with an initial time $\tau_0 = 1$ fm. As computational domain we define a square of $[0.0 \text{ fm}, 1.0 \text{ fm}] \times [0.0 \text{ fm}, 1.0 \text{ fm}]$ with a resolution of 500 cells in each direction and periodic boundary conditions. The pressure is uniform with $P = 4/3$ GeV/fm³, while the velocity is initialized with the following form:

$$v^x = -\frac{1}{2} \sin(2\pi y) , \quad v^y = \frac{1}{2} \sin(2\pi x) . \quad (82)$$

The initial magnetic field is chosen as

$$B^x = -B_0 \sin(2\pi y) , \quad B^y = B_0 \sin(4\pi x) , \quad (83)$$

where $B_0 = 1 \text{ GeV}^{1/2} \text{ fm}^{-3/2}$. The enforcement of the divergence-free constraint is handled with the Flux-Constrained Method (FCT) (see, e.g., Ref. [94] and references therein). The initial profile is extremely unstable and leads to the formation of numerous types of MHD waves, which interact with each other, leading to the complicated vortex pattern that can be seen in Fig. 4. As a comparison, we show in Fig. 4 a simulation in Cartesian coordinates (top row, $t = 1$ fm, $t_0 = 0$ fm) and a simulation in Milne coordinates (bottom row, $\tau = 2$ fm). The flow profile is very similar in the two cases, but the pressure and the magnetic field strength in Milne coordinates are weaker than in Minkowski coordinates because the faster decay in Milne coordinates produced by the longitudinal expansion of the system leads to an additional source term in the evolution equations for the energy density and the magnetic field, cf. Eq. (53). In both cases, however, BHAC-QGP is very good at keeping the violation of the divergence constraint to very small values. Furthermore, since the initial profile is symmetric under a rotation of π , Fig. 4 shows that BHAC-QGP can maintain this symmetry in both cases for the newly implemented equation of state.

E. Ultrarelativistic rotor

The “rotor” problem is a useful test to study the onset and propagation of strong torsional Alfvén waves. At the initial time, a cylindrical disk is defined in such a

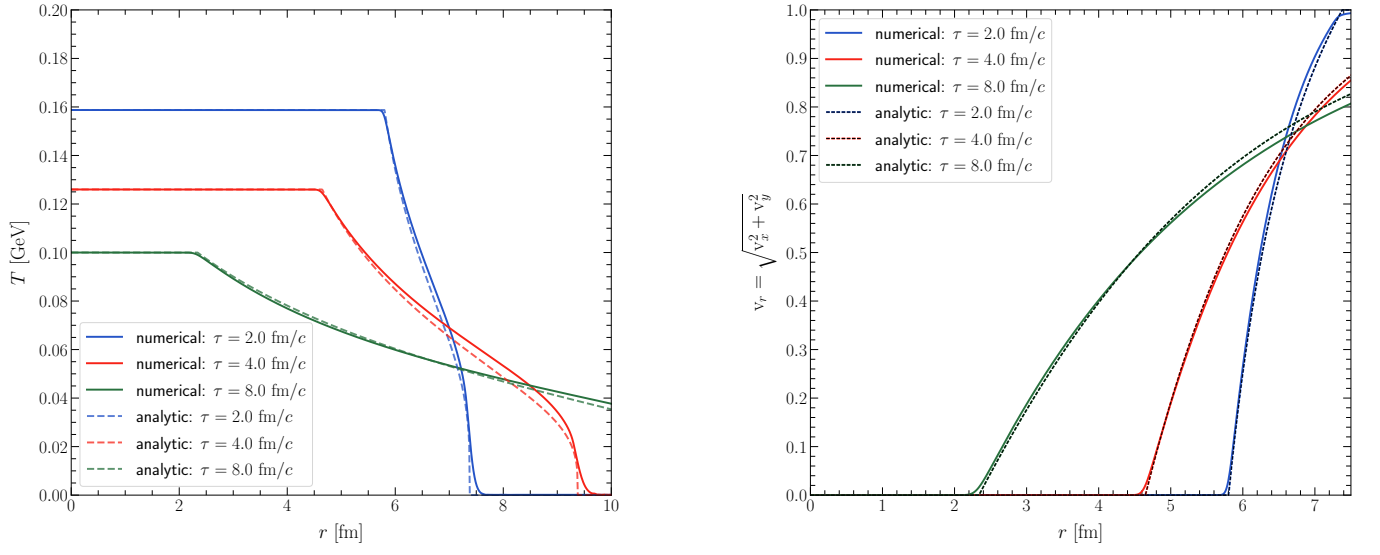


FIG. 3. Radial dependence of the temperature (left panel) and of the radial velocity (right panel) at different times. The (2+1)-dimensional results from BHAC-QGP (solid lines) are in good agreement with the analytic solution (dashed lines).

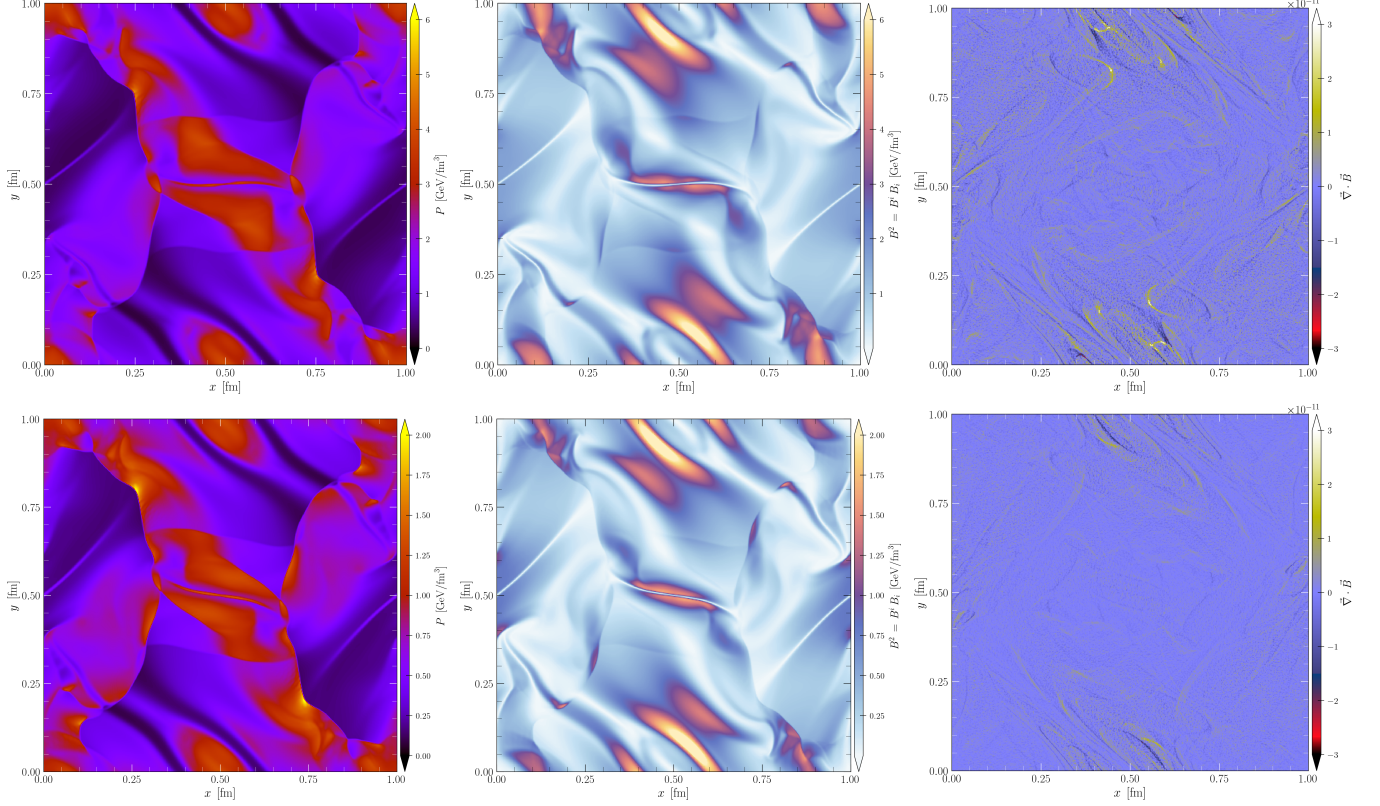


FIG. 4. Quantities of the ultrarelativistic Orszag-Tang vortex test. The first column shows the pressure P , the second column the magnetic field strength $B^i B_i$, and the third column the violation of the divergence constraint $\nabla \cdot \mathbf{B} = 0$. The panels in the first row are obtained from a simulation in Cartesian coordinates at $t = 1$ fm (initial time $t_0 = 0$ fm), while the second row shows the corresponding results of a calculation in Milne coordinates at $\tau = 2$ fm (initial time $\tau_0 = 1$ fm). The flow pattern is identical in both coordinates but the longitudinal expansion lead to a faster decay of the pressure and the magnetic field in Milne coordinates.

way that it rotates with angular speed ω relative to a static, external medium. This rotation will initiate shear

Alfvén waves that propagate along the magnetic field lines. These waves are then partially reflected from the surface of the disk back to the origin, where they reflect back and propagate again to the surface of the disk, where they are again reflected and so on. This series of reflections slows the rotor down, while it spins up the external medium [61, 67, 91].

We perform this test with BHAC-QGP and the newly implemented ultrarelativistic EOS in Milne coordinates and set the initial time to $\tau_0 = 1.0$ fm. The size of the computational domain is a square with $[-0.5 \text{ fm}, +0.5 \text{ fm}] \times [-0.5 \text{ fm}, +0.5 \text{ fm}]$ and open boundary conditions on each side. We run the test once with a resolution of 200×200 cells and one level of AMR and once with a resolution of 100×100 cells but three levels of AMR. The rotor itself has a radius of $r_0 = 0.1$ fm and the following velocity profile:

$$\mathbf{v} = \begin{cases} \left(-\omega \frac{y}{r_0}, \omega \frac{x}{r_0}, 0 \right), & r \leq r_0, \\ \left(-f(r) \omega \frac{y}{r_0}, f(r) \omega \frac{x}{r_0}, 0 \right), & r_0 < r \leq r_1, \\ (0, 0, 0), & r_1 < r, \end{cases} \quad (84)$$

where $f := (r_1 - r)/(r_1 - r_0)$ is a damping function with $r_1 = 0.115$ fm. The angular speed is set as $\omega = 0.95$ and the pressure is initialized as

$$P = \begin{cases} 10, & r \leq r_0, \\ 0.01 + 9.99 f(r), & r_0 < r \leq r_1, \\ 0.01, & r_1 < r. \end{cases} \quad (85)$$

The magnetic field is constant everywhere with $B^x = 5/\sqrt{4\pi} \text{ GeV}^{1/2} \text{ fm}^{-3/2}$ and $B^y = B^z = 0$. With these values, the area outside the disc is highly magnetized, and the initial ratio between the magnetic pressure and the fluid pressure, which defines the so-called inverse plasma- β , is $\beta^{-1} := b^2/(2P) \approx 100$ outside the disc. In such highly magnetized regions, the usual inversion procedures tend to fail, so that BHAC-QGP has to resort to the entropy advection equation. Therefore, this setup allows us to test the implementation of the entropy switch.

Figure 5 displays quantities of the evolved rotor at $\tau = 1.4$ fm. In the top row we present the results of the simulation with one level of AMR, showing from left to right the fluid pressure, the magnetic pressure, and the inverse beta parameter, while the second row shows the corresponding results with three levels of AMR. With the additional AMR levels, individual areas, especially the wavefronts, can be resolved more finely and accurately. We note that despite the extreme physical conditions in the test, BHAC-QGP was able to successfully handle this test thanks to the entropy equation (68).

F. Ultrarelativistic cylindrical blast wave

A crucial test for all MHD codes is the handling of discontinuities and resulting shock waves, especially in more than one dimension. A widely used test in this context is the so-called cylindrical blast-wave problem, where a plasma is expanding into a magnetically dominated region [57, 61, 91, 95]. Although there is no exact solution available to compare with, such a test is important because it allows to find weaknesses in a numerical implementation, which might not be seen so clearly in more complicated problems. For such a test, a profile is initialized in such a way that a strong shock wave is moving outwards as the system evolves. Shock waves may lead to unphysical values in quantities like the pressure or the magnitude of the velocity. Therefore, a very robust shock-capturing technique is required in order to obtain a stable simulation.

For our setup we define a computational grid of $[-0.5 \text{ fm}, +0.5 \text{ fm}] \times [-0.5 \text{ fm}, +0.5 \text{ fm}]$. We perform this test once with one level of AMR and a resolution of 200×200 cells and once with three levels of AMR but a resolution of 100×100 cells. The whole domain contains a uniform magnetic field $B^x = B^y = \sqrt{2} \text{ GeV}^{1/2} \text{ fm}^{-3/2}$ and an initial velocity profile that is zero everywhere. At the center of the grid we initialize a cylinder of radius $r = \sqrt{x^2 + y^2} = 0.1$ fm where $P = 10 \text{ GeV/fm}^3$. The pressure in the ambient medium is set to be $P = 0.01 \text{ GeV/fm}^3$. Hence, the region outside the cylinder is highly magnetic, with $\beta^{-1} = P_{\text{mag}}/P = 200$. Usual inversion schemes are likely to fail in this region, so that BHAC-QGP has to rely on the entropy switch. The initial time is set to be $\tau_0 = 1$ fm and the divergence-free constraint is maintained by the Flux Constraint Transport (FCT).

Figure 6 displays the results of this test at $\tau = 1.4$ fm, with the panels showing one fast outgoing shock wave which is circular and a rarefaction wave that is traveling inwards. Also in this case, strong shocks and regions with inverse β -parameter in excess of 100 are handled without problems in Milne coordinates.

G. Ultrarelativistic spherical explosion

As a final test driven by our ultimate goal of simulating heavy-ion collisions with BHAC-QGP, we present the three-dimensional spherical-explosion problem [61, 91, 95]. Although heavy-ion collisions do not produce shock waves as strong as in astrophysical phenomena, the region outside the fireball is highly magnetized due to the strong external electromagnetic fields. Consequently, BHAC-QGP must be able to run simulations in Milne coordinates, in which there are areas where the magnetic pressure is far stronger than the pressure of the fluid. Additionally, such a multidimensional problem allows us to investigate the performance of BHAC-QGP in a fully three-dimensional context. Just like the equivalent two-

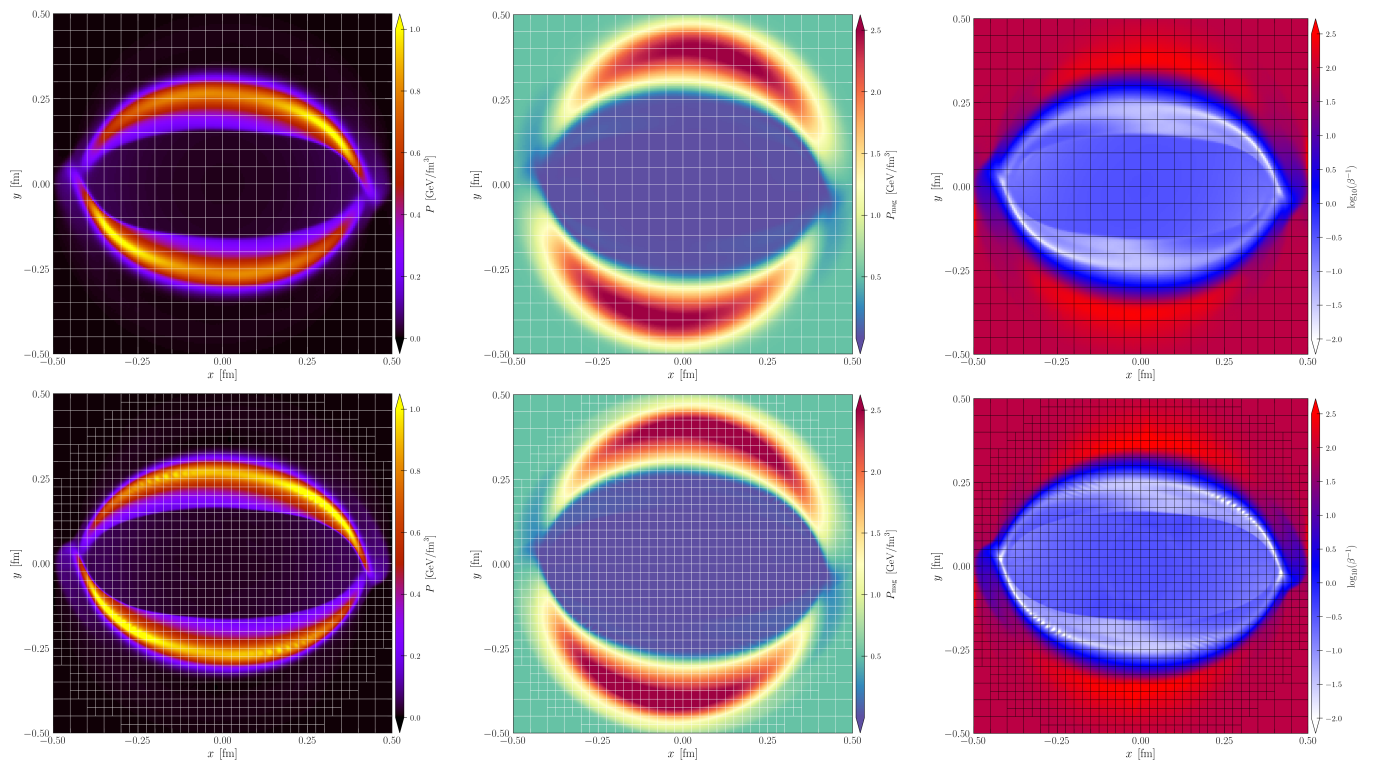


FIG. 5. Quantities of the ultrarelativistic rotor problem at $\tau = 1.4$ fm (initial time $\tau_0 = 1$ fm) in Milne coordinates. In the top row the results of a simulation with one level of AMR are plotted, while in the bottom row the corresponding results of a simulation with three levels of AMR are reported. The first column displays the fluid pressure, while the second one shows the magnetic pressure, and the third one the inverse plasma- β parameter. With the entropy switch, BHAC-QGP is able to simulate also those regions where β^{-1} exceeds the value of 100.

dimensional cylindrical blast-wave test, the spherical explosion must prove that the code can handle the formation and propagation of all types of MHD waves. Especially when the numerical scheme cannot control the divergence-free constraint sufficiently, unphysical states could be obtained involving negative pressure because the background magnetic pressure increases the strength of magnetic monopoles. In the multidimensional relativistic case, it is very difficult to treat situations where the Alfvén velocities are close to the speed of light, because numerical errors act independently on velocity and magnetic-field components. Therefore, this can easily lead to incorrect fluxes and eventually yields unphysical states, for example that $v^2 \geq 1$ when primitive variables are recovered from the evolved conservative ones. Moreover, terms in the total energy equation are strongly unbalanced in these cases, and, again, numerical errors may lead to code crashing. This happens especially in highly magnetic regions, where the magnetic pressure is at least 100 times higher than the kinetic pressure. In such cases, it is useful to discard the energy equation and use the entropy advection equation instead.

For this test we define a computational domain of $[-0.5 \text{ fm}, +0.5 \text{ fm}] \times [-0.5 \text{ fm}, +0.5 \text{ fm}] \times [-0.5 \text{ fm}, +0.5 \text{ fm}]$. The numerical scheme is “minmod” and RK3 for time stepping. The center of the domain

contains an over-pressurized, $P = 10 \text{ GeV/fm}^3$, spherical region with radius $r = 0.1 \text{ fm}$, while the pressure in the exterior region is set to $P = 0.01 \text{ GeV/fm}^3$. The strength of the uniform magnetic field is set to $B^x = B^y = B^z = 1 \text{ GeV}^{1/2} \text{ fm}^{-3/2}$. This puts the value of the inverse plasma- β to 150 outside the sphere, making it a challenging test for BHAC-QGP. The initial velocity is set to zero everywhere.

Results of this test at $\tau = 1.4 \text{ fm}$ are given in Fig. 7. The general structure of the solution is similar to that of the cylindrical case, but the central rarefaction wave is much more pronounced. Clearly and satisfactorily, BHAC-QGP is able to calculate even the highly magnetized regions. Due to the longitudinal expansion, the circular symmetry is lost along the η_S -direction, while the expansion in the x - y -plane is still symmetric.

IV. CONCLUSION & OUTLOOK

We introduced BHAC-QGP, a novel code derived from the astrophysical code BHAC, that is now also able to solve the equations of ideal GRMHD in three spatial dimensions in Milne coordinates and flat spacetimes. Since the main motivation of BHAC-QGP is to simulate the spacetime evolution of matter produced in heavy-ion col-

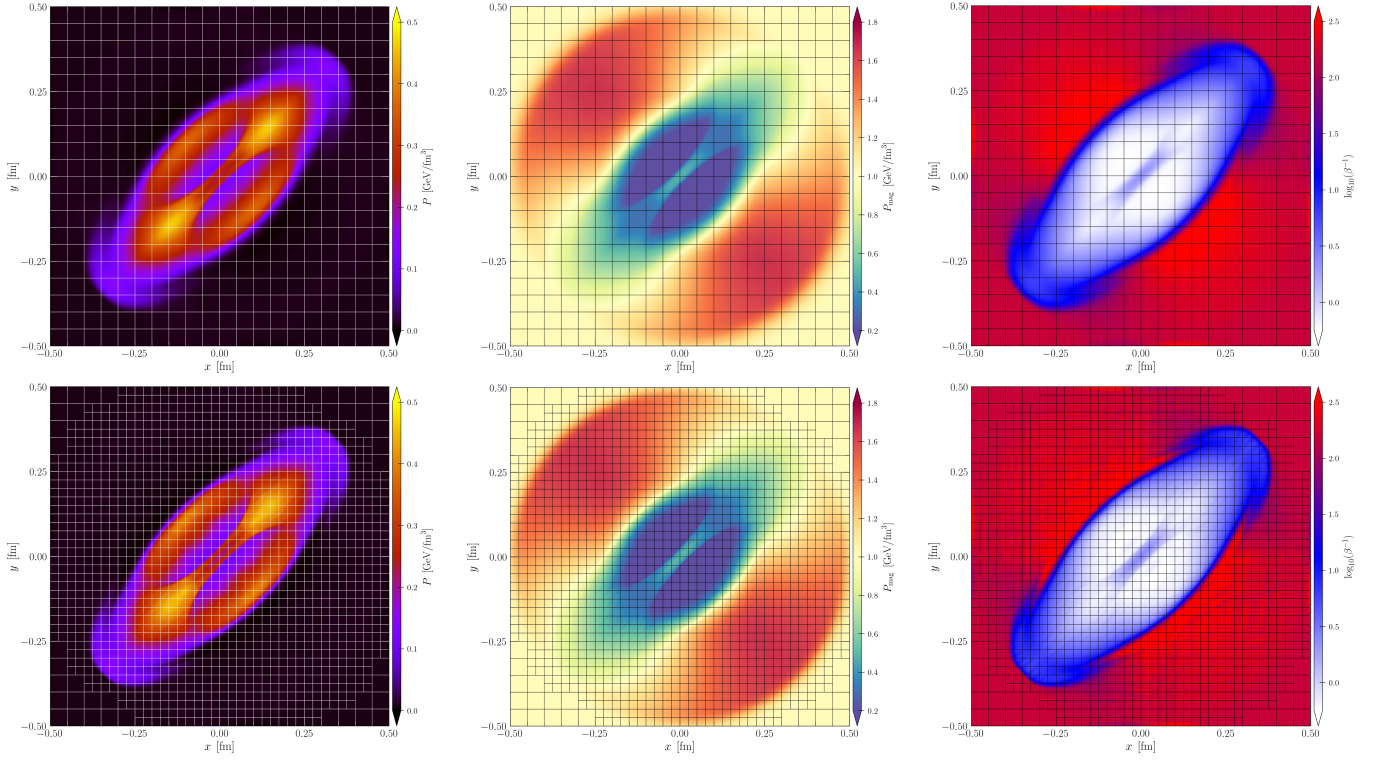


FIG. 6. Results for the cylindrical blast-wave test at $\tau = 1.4$ fm (initial time $\tau_0 = 1$ fm) in Milne coordinates. In the first row the results of a simulation with one level of AMR are plotted, while in the bottom row the corresponding results of a simulation with three levels of AMR are reported. The first column displays the pressure, while the second one shows the magnetic pressure, and the third one the inverse plasma- β parameter. With the entropy switch, BHAC-QGP is able to simulate also those regions where β^{-1} exceeds the value of 100.

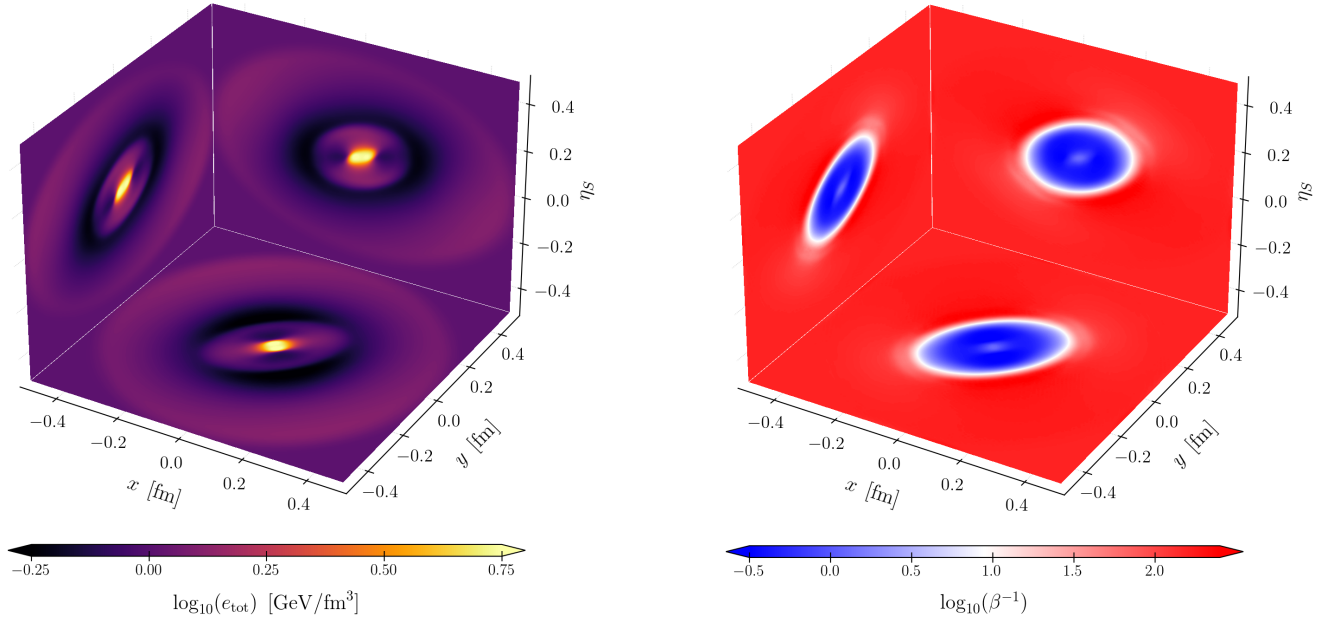


FIG. 7. Total energy density (left panel) and inverse plasma- β (right panel) of the spherical explosion test at $\tau = 1.4$ fm (initial time $\tau_0 = 1$ fm). The second plot shows that BHAC-QGP can also simulate in 3D the regions where the magnetic pressure exceeds that of the fluid by several orders of magnitude. The projections in the x - y plane are taken at $\eta_S = 0$ fm while those for the y - η_S plane are obtained at $x = 0$ fm. In the same way, the plots in the x - η_S plane are calculated at $y = 0$ fm.

lisions, we also implemented an equation of state for massless particles. BHAC-QGP shares many features with the original code, especially Adaptive Mesh Refinement, allowing us to dynamically adjust the computational resolution whenever necessary, which consequently leads to particularly efficient calculations. BHAC-QGP has undergone a number of serious tests that have been presented in this paper, and where the numerical results are compared to the analytic ones whenever possible. In all cases, the tests have been passed successfully and accurately. Furthermore, we have carried out multidimensional tests, which especially show BHAC-QGP's ability to handle also highly magnetic areas with the help of the entropy switch. This will enable us to simulate heavy-ion collisions, where the magnetic field is particularly strong outside the collision zone.

ACKNOWLEDGMENTS

The authors acknowledge support by the Deutsche Forschungsgemeinschaft (DFG, German Research Foundation) through the CRC-TR 211 “Strong-interaction matter under extreme conditions” – project number 315477589 – TRR 211. The work is supported by the State of Hesse within the Research Cluster ELEMENTS (Project ID 500/10.006). Computational resources have been provided by the Center for Scientific Computing (CSC) at the Goethe University. M.M. would like to thank H. Olivares, M. Chabanov, N. Kuebler, and J. Sammet for fruitful discussions.

-
- [1] J. Adams *et al.* (STAR), Experimental and theoretical challenges in the search for the quark gluon plasma: The STAR Collaboration’s critical assessment of the evidence from RHIC collisions, *Nucl. Phys. A* **757**, 102 (2005), [arXiv:nucl-ex/0501009](#).
 - [2] P. Jacobs and X.-N. Wang, Matter in extremis: Ultra-relativistic nuclear collisions at RHIC, *Prog. Part. Nucl. Phys.* **54**, 443 (2005), [arXiv:hep-ph/0405125](#).
 - [3] K. Adcox *et al.* (PHENIX), Formation of dense partonic matter in relativistic nucleus-nucleus collisions at RHIC: Experimental evaluation by the PHENIX collaboration, *Nucl. Phys. A* **757**, 184 (2005), [arXiv:nucl-ex/0410003](#).
 - [4] B. B. Back *et al.* (PHOBOS), The PHOBOS perspective on discoveries at RHIC, *Nucl. Phys. A* **757**, 28 (2005), [arXiv:nucl-ex/0410022](#).
 - [5] P. Romatschke, New Developments in Relativistic Viscous Hydrodynamics, *Int. J. Mod. Phys. E* **19**, 1 (2010), [arXiv:0902.3663 \[hep-ph\]](#).
 - [6] P. Romatschke and U. Romatschke, Viscosity Information from Relativistic Nuclear Collisions: How Perfect is the Fluid Observed at RHIC?, *Phys. Rev. Lett.* **99**, 172301 (2007), [arXiv:0706.1522 \[nucl-th\]](#).
 - [7] U. W. Heinz, H. Song, and A. K. Chaudhuri, Dissipative hydrodynamics for viscous relativistic fluids, *Phys. Rev. C* **73**, 034904 (2006), [arXiv:nucl-th/0510014](#).
 - [8] U. W. Heinz, Hydrodynamics at RHIC - How well does it work, where and how does it break down?, *J. Phys. G* **31**, S717 (2005), [arXiv:nucl-th/0412094](#).
 - [9] R. Baier, P. Romatschke, and U. A. Wiedemann, Dissipative hydrodynamics and heavy ion collisions, *Phys. Rev. C* **73**, 064903 (2006), [arXiv:hep-ph/0602249](#).
 - [10] H. Song, S. A. Bass, U. Heinz, T. Hirano, and C. Shen, 200 A GeV Au+Au collisions serve a nearly perfect quark-gluon liquid, *Phys. Rev. Lett.* **106**, 192301 (2011), [Erratum: *Phys.Rev.Lett.* 109, 139904 (2012)], [arXiv:1011.2783 \[nucl-th\]](#).
 - [11] I. Arsene *et al.* (BRAHMS), Quark gluon plasma and color glass condensate at RHIC? The Perspective from the BRAHMS experiment, *Nucl. Phys. A* **757**, 1 (2005), [arXiv:nucl-ex/0410020](#).
 - [12] K. Dusling and D. Teaney, Simulating elliptic flow with viscous hydrodynamics, *Phys. Rev. C* **77**, 034905 (2008), [arXiv:0710.5932 \[nucl-th\]](#).
 - [13] M. Luzum and P. Romatschke, Conformal Relativistic Viscous Hydrodynamics: Applications to RHIC results at $s(\text{NN})^{1/2} = 200\text{-GeV}$, *Phys. Rev. C* **78**, 034915 (2008), [Erratum: *Phys.Rev.C* 79, 039903 (2009)], [arXiv:0804.4015 \[nucl-th\]](#).
 - [14] A. Jaiswal and V. Roy, Relativistic hydrodynamics in heavy-ion collisions: general aspects and recent developments, *Adv. High Energy Phys.* **2016**, 9623034 (2016), [arXiv:1605.08694 \[nucl-th\]](#).
 - [15] L. P. Csernai, I. Lovas, J. A. Maruhn, A. Rosenhauer, J. Zimanyi, and W. Greiner, Three-component fluid dynamics for the description of energetic heavy-ion reactions, *Phys. Rev. C* **26**, 149 (1982).
 - [16] D. H. Rischke, S. Bernard, and J. A. Maruhn, Relativistic hydrodynamics for heavy ion collisions. 1. General aspects and expansion into vacuum, *Nucl. Phys. A* **595**, 346 (1995), [arXiv:nucl-th/9504018](#).
 - [17] G. Kasza and T. Csörgő, Lifetime estimations from RHIC Au+Au data, *Int. J. Mod. Phys. A* **34**, 1950147 (2019), [arXiv:1811.09990 \[nucl-th\]](#).
 - [18] W. Florkowski and R. Ryblewski, Anisotropic hydrodynamics and the early-thermalization puzzle, *AIP Conf. Proc.* **1520**, 160 (2013), [arXiv:1207.5951 \[nucl-th\]](#).
 - [19] W. Florkowski, Phenomenology of Ultra-Relativistic Heavy-Ion Collisions (2010).
 - [20] A. Dumitru and D. H. Rischke, Collective dynamics in highly relativistic heavy ion collisions, *Phys. Rev. C* **59**, 354 (1999), [arXiv:nucl-th/9806003](#).
 - [21] D. Molnar and P. Huovinen, Dissipation and elliptic flow at RHIC, *Phys. Rev. Lett.* **94**, 012302 (2005), [arXiv:nucl-th/0404065](#).
 - [22] H. Petersen, J. Steinheimer, J. Auvinen, and M. Bleicher, The beam energy dependence of collective flow in heavy ion collisions, *PoS CPD2014*, 024 (2015), [arXiv:1503.03363 \[nucl-th\]](#).
 - [23] H. Petersen, Anisotropic flow in transport + hydrodynamics hybrid approaches, *J. Phys. G* **41**, 124005 (2014), [arXiv:1404.1763 \[nucl-th\]](#).
 - [24] U. Heinz and R. Snellings, Collective flow and viscosity in relativistic heavy-ion collisions, *Ann. Rev. Nucl. Part. Sci.* **63**, 123 (2013), [arXiv:1301.2826 \[nucl-th\]](#).

- [25] V. Skokov, A. Y. Illarionov, and V. Toneev, Estimate of the magnetic field strength in heavy-ion collisions, *Int. J. Mod. Phys. A* **24**, 5925 (2009), [arXiv:0907.1396 \[nucl-th\]](#).
- [26] K. Tuchin, Electromagnetic fields in high energy heavy-ion collisions, *Int. J. Mod. Phys. E* **23**, 1430001 (2014).
- [27] K. Tuchin, Time and space dependence of the electromagnetic field in relativistic heavy-ion collisions, *Phys. Rev. C* **88**, 024911 (2013), [arXiv:1305.5806 \[hep-ph\]](#).
- [28] K. Tuchin, Particle production in strong electromagnetic fields in relativistic heavy-ion collisions, *Adv. High Energy Phys.* **2013**, 490495 (2013), [arXiv:1301.0099 \[hep-ph\]](#).
- [29] A. Bzdak and V. Skokov, Event-by-event fluctuations of magnetic and electric fields in heavy ion collisions, *Phys. Lett. B* **710**, 171 (2012), [arXiv:1111.1949 \[hep-ph\]](#).
- [30] W.-T. Deng and X.-G. Huang, Event-by-event generation of electromagnetic fields in heavy-ion collisions, *Phys. Rev. C* **85**, 044907 (2012), [arXiv:1201.5108 \[nucl-th\]](#).
- [31] L. McLerran and V. Skokov, Comments About the Electromagnetic Field in Heavy-Ion Collisions, *Nucl. Phys. A* **929**, 184 (2014), [arXiv:1305.0774 \[hep-ph\]](#).
- [32] V. Voronyuk, V. D. Toneev, W. Cassing, E. L. Bratkovskaya, V. P. Konchakovski, and S. A. Voloshin, (Electro-)Magnetic field evolution in relativistic heavy-ion collisions, *Phys. Rev. C* **83**, 054911 (2011), [arXiv:1103.4239 \[nucl-th\]](#).
- [33] D. E. Kharzeev, L. D. McLerran, and H. J. Warringa, The Effects of topological charge change in heavy ion collisions: 'Event by event P and CP violation', *Nucl. Phys. A* **803**, 227 (2008), [arXiv:0711.0950 \[hep-ph\]](#).
- [34] D. E. Kharzeev, J. Liao, S. A. Voloshin, and G. Wang, Chiral magnetic and vortical effects in high-energy nuclear collisions—A status report, *Prog. Part. Nucl. Phys.* **88**, 1 (2016), [arXiv:1511.04050 \[hep-ph\]](#).
- [35] D. E. Kharzeev and H.-U. Yee, Chiral Magnetic Wave, *Phys. Rev. D* **83**, 085007 (2011), [arXiv:1012.6026 \[hep-th\]](#).
- [36] K. Fukushima, D. E. Kharzeev, and H. J. Warringa, The Chiral Magnetic Effect, *Phys. Rev. D* **78**, 074033 (2008), [arXiv:0808.3382 \[hep-ph\]](#).
- [37] V. Roy, S. Pu, L. Rezzolla, and D. Rischke, Analytic Bjorken flow in one-dimensional relativistic magnetohydrodynamics, *Phys. Lett. B* **750**, 45 (2015), [arXiv:1506.06620 \[nucl-th\]](#).
- [38] K. Tuchin, Electromagnetic field and the chiral magnetic effect in the quark-gluon plasma, *Phys. Rev. C* **91**, 064902 (2015), [arXiv:1411.1363 \[hep-ph\]](#).
- [39] M. A. Stephanov and Y. Yin, Chiral Kinetic Theory, *Phys. Rev. Lett.* **109**, 162001 (2012), [arXiv:1207.0747 \[hep-th\]](#).
- [40] D. E. Kharzeev, K. Landsteiner, A. Schmitt, and H.-U. Yee, 'Strongly interacting matter in magnetic fields': an overview, *Lect. Notes Phys.* **871**, 1 (2013), [arXiv:1211.6245 \[hep-ph\]](#).
- [41] F. Becattini and M. A. Lisa, Polarization and Vorticity in the Quark-Gluon Plasma, *Ann. Rev. Nucl. Part. Sci.* **70**, 395 (2020), [arXiv:2003.03640 \[nucl-ex\]](#).
- [42] F. Becattini, G. Inghirami, V. Rolando, A. Beraudo, L. Del Zanna, A. De Pace, M. Nardi, G. Pagliara, and V. Chandra, A study of vorticity formation in high energy nuclear collisions, *Eur. Phys. J. C* **75**, 406 (2015), [Erratum: *Eur.Phys.J.C* **78**, 354 (2018)], [arXiv:1501.04468 \[nucl-th\]](#).
- [43] L. Adamczyk et al. (STAR), Global Λ hyperon polarization in nuclear collisions: evidence for the most vortical fluid, *Nature* **548**, 62 (2017), [arXiv:1701.06657 \[nucl-ex\]](#).
- [44] B. McInnes, Jet Quenching in The Most Vortical Fluid: A Holographic Approach, (2017), [arXiv:1710.07442 \[hep-ph\]](#).
- [45] L. P. Csernai, D. J. Wang, and T. Csorgo, Rotation in an exact hydrodynamical model, *Phys. Rev. C* **90**, 024901 (2014), [arXiv:1406.1017 \[hep-ph\]](#).
- [46] L. P. Csernai, V. K. Magas, and D. J. Wang, Flow Vorticity in Peripheral High Energy Heavy Ion Collisions, *Phys. Rev. C* **87**, 034906 (2013), [arXiv:1302.5310 \[nucl-th\]](#).
- [47] Z.-t. Liang, Spin Effects In Heavy Ion Collisions at High Energies, in *24th International Symposium on Spin Physics* (2022) [arXiv:2203.09786 \[nucl-th\]](#).
- [48] F. Becattini, F. Piccinini, and J. Rizzo, Angular momentum conservation in heavy ion collisions at very high energy, *Phys. Rev. C* **77**, 024906 (2008), [arXiv:0711.1253 \[nucl-th\]](#).
- [49] J.-H. Gao, Z.-T. Liang, Q. Wang, and X.-N. Wang, Global polarization effect and spin-orbit coupling in strong interaction, *Lect. Notes Phys.* **987**, 195 (2021), [arXiv:2009.04803 \[nucl-th\]](#).
- [50] N. Weickgenannt, E. Speranza, X.-l. Sheng, Q. Wang, and D. H. Rischke, Generating Spin Polarization from Vorticity through Nonlocal Collisions, *Phys. Rev. Lett.* **127**, 052301 (2021), [arXiv:2005.01506 \[hep-ph\]](#).
- [51] Z.-T. Liang and X.-N. Wang, Globally polarized quark-gluon plasma in non-central A+A collisions, *Phys. Rev. Lett.* **94**, 102301 (2005), [Erratum: *Phys.Rev.Lett.* **96**, 039901 (2006)], [arXiv:nucl-th/0410079](#).
- [52] B. Betz, M. Gyulassy, and G. Torrieri, Polarization probes of vorticity in heavy ion collisions, *Phys. Rev. C* **76**, 044901 (2007), [arXiv:0708.0035 \[nucl-th\]](#).
- [53] J. Adam et al. (STAR), Global polarization of Λ hyperons in Au+Au collisions at $\sqrt{s_{NN}} = 200$ GeV, *Phys. Rev. C* **98**, 014910 (2018), [arXiv:1805.04400 \[nucl-ex\]](#).
- [54] S. Acharya et al. (ALICE), Evidence of Spin-Orbital Angular Momentum Interactions in Relativistic Heavy-Ion Collisions, *Phys. Rev. Lett.* **125**, 012301 (2020), [arXiv:1910.14408 \[nucl-ex\]](#).
- [55] F. Becattini, L. Csernai, and D. J. Wang, Λ polarization in peripheral heavy ion collisions, *Phys. Rev. C* **88**, 034905 (2013), [Erratum: *Phys.Rev.C* **93**, 069901 (2016)], [arXiv:1304.4427 \[nucl-th\]](#).
- [56] O. Porth, H. Olivares, Y. Mizuno, Z. Younsi, L. Rezzolla, M. Moscibrodzka, H. Falcke, and M. Kramer, The Black Hole Accretion Code, *Computational Astrophysics and Cosmology* **10.1186/s40668-017-0020-2** (2016), [arXiv:1611.09720 \[gr-qc\]](#).
- [57] L. Del Zanna, O. Zanotti, N. Bucciantini, and P. Londrillo, ECHO: an Eulerian Conservative High Order scheme for general relativistic magnetohydrodynamics and magnetodynamics, *Astron. Astrophys.* **473**, 11 (2007), [arXiv:0704.3206 \[astro-ph\]](#).
- [58] L. Del Zanna, V. Chandra, G. Inghirami, V. Rolando, A. Beraudo, A. De Pace, G. Pagliara, A. Drago, and F. Becattini, Relativistic viscous hydrodynamics for heavy-ion collisions with ECHO-QGP, *Eur. Phys. J. C* **73**, 2524 (2013), [arXiv:1305.7052 \[nucl-th\]](#).
- [59] V. Rolando, Overview of hydrodynamic modeling of heavy ion collision with ECHO-QGP, *J. Phys. Conf. Ser.* **527**, 012017 (2014).

- [60] I. Karpenko, P. Huovinen, and M. Bleicher, A 3+1 dimensional viscous hydrodynamic code for relativistic heavy ion collisions, *Comput. Phys. Commun.* **185**, 3016 (2014), [arXiv:1312.4160 \[nucl-th\]](#).
- [61] A. Mignone, C. Zanni, P. Tzeferacos, B. van Straalen, P. Colella, and G. Bodo, The PLUTO Code for Adaptive Mesh Computations in Astrophysical Fluid Dynamics, *Astrophys. J. Suppl.* **198**, 7 (2012), [arXiv:1110.0740 \[astro-ph.HE\]](#).
- [62] C. Shen, Z. Qiu, H. Song, J. Bernhard, S. Bass, and U. Heinz, The iEBE-VISHNU code package for relativistic heavy-ion collisions, *Comput. Phys. Commun.* **199**, 61 (2016), [arXiv:1409.8164 \[nucl-th\]](#).
- [63] B. Schenke, S. Jeon, and C. Gale, (3+1)D hydrodynamic simulation of relativistic heavy-ion collisions, *Phys. Rev. C* **82**, 014903 (2010), [arXiv:1004.1408 \[hep-ph\]](#).
- [64] L.-G. Pang, H. Petersen, and X.-N. Wang, Pseudorapidity distribution and decorrelation of anisotropic flow within the open-computing-language implementation CLVisc hydrodynamics, *Phys. Rev. C* **97**, 064918 (2018), [arXiv:1802.04449 \[nucl-th\]](#).
- [65] K. Okamoto, Y. Akamatsu, and C. Nonaka, A new relativistic hydrodynamics code for high-energy heavy-ion collisions, *Eur. Phys. J. C* **76**, 579 (2016), [arXiv:1607.03630 \[nucl-th\]](#).
- [66] A. Mignone, G. Bodo, S. Massaglia, T. Matsakos, O. Tesileanu, and C. Zanni, PLUTO: A Numerical Code for Computational Astrophysics, *Astrophys. J. Suppl.* **170**, 228 (2007), [arXiv:astro-ph/0701854](#).
- [67] G. Inghirami, L. Del Zanna, A. Beraudo, M. H. Moghaddam, F. Becattini, and M. Bleicher, Numerical magnetohydrodynamics for relativistic nuclear collisions, *Eur. Phys. J. C* **76**, 659 (2016), [arXiv:1609.03042 \[hep-ph\]](#).
- [68] K. Nakamura, T. Miyoshi, C. Nonaka, and H. R. Takahashi, Relativistic resistive magneto-hydrodynamics code for high-energy heavy-ion collisions, *Eur. Phys. J. C* **83**, 229 (2023), [arXiv:2211.02310 \[nucl-th\]](#).
- [69] A. Anile and P. Landshoff, Relativistic Fluids and Magneto-fluids: With Applications in Astrophysics and Plasma Physics, Cambridge Monographs on Mathematical Physics (Cambridge University Press, 1989).
- [70] P. Davidson, *Introduction to Magnetohydrodynamics*, Cambridge Texts in Applied Mathematics (Cambridge University Press, 2016).
- [71] J. A. Font, An introduction to relativistic hydrodynamics, *J. Phys. Conf. Ser.* **91**, 012002 (2007).
- [72] H. C. Spruit, Essential Magnetohydrodynamics for Astrophysics, (2013), [arXiv:1301.5572 \[astro-ph.IM\]](#).
- [73] L. Rezzolla and O. Zanotti, *Relativistic hydrodynamics* (Oxford University Press, 2013).
- [74] L. P. Csernai, *Introduction to relativistic heavy ion collisions*, Vol. 1 (Wiley New York, 1994).
- [75] J. D. Bjorken, Highly Relativistic Nucleus-Nucleus Collisions: The Central Rapidity Region, *Phys. Rev. D* **27**, 140 (1983).
- [76] H. Olivares, O. Porth, J. Davelaar, E. R. Most, C. M. Fromm, Y. Mizuno, Z. Younsi, and L. Rezzolla, Constrained transport and adaptive mesh refinement in the Black Hole Accretion Code, *Astron. Astrophys.* **629**, A61 (2019), [arXiv:1906.10795 \[astro-ph.HE\]](#).
- [77] R. L. Arnowitt, S. Deser, and C. W. Misner, The Dynamics of general relativity, *Gen. Rel. Grav.* **40**, 1997 (2008), [arXiv:gr-qc/0405109](#).
- [78] B. Ripperda, F. Bacchini, O. Porth, E. R. Most, H. Olivares, A. Nathanail, L. Rezzolla, J. Teunissen, and R. Keppens, General relativistic resistive magnetohydrodynamics with robust primitive variable recovery for accretion disk simulations, *Astrophys. J. Suppl.* **244**, 10 (2019), [arXiv:1907.07197 \[physics.comp-ph\]](#).
- [79] S. C. Noble, C. F. Gammie, J. C. McKinney, and L. Del Zanna, Primitive variable solvers for conservative general relativistic magnetohydrodynamics, *The Astrophysical Journal* **641**, 626 (2006).
- [80] Q. Qian, C. Fendt, S. Noble, and M. Bugli, rHARM: Accretion and Ejection in Resistive GR-MHD, *Astrophys. J.* **834**, 29 (2017), [arXiv:1610.04445 \[astro-ph.HE\]](#).
- [81] N. Bucciantini and L. Del Zanna, A fully covariant mean-field dynamo closure for numerical 3+1 resistive GRMHD, *Mon. Not. Roy. Astron. Soc.* **428**, 71 (2013), [arXiv:1205.2951 \[astro-ph.HE\]](#).
- [82] C. Palenzuela, L. Lehner, O. Reula, and L. Rezzolla, Beyond ideal MHD: towards a more realistic modeling of relativistic astrophysical plasmas, *Mon. Not. Roy. Astron. Soc.* **394**, 1727 (2009), [arXiv:0810.1838 \[astro-ph\]](#).
- [83] K. Dionysopoulou, D. Alic, C. Palenzuela, L. Rezzolla, and B. Giacomazzo, General-Relativistic Resistive Magnetohydrodynamics in three dimensions: formulation and tests, *Phys. Rev. D* **88**, 044020 (2013), [arXiv:1208.3487 \[gr-qc\]](#).
- [84] B. van der Holst, R. Keppens, and Z. Meliani, A multidimensional grid-adaptive relativistic magnetofluid code, *Comput. Phys. Commun.* **179**, 617 (2008), [arXiv:0807.0713 \[astro-ph\]](#).
- [85] R. Löhner, An adaptive finite element scheme for transient problems in cfd, *Computer Methods in Applied Mechanics and Engineering* **61**, 323 (1987).
- [86] S. S. Gubser, Symmetry constraints on generalizations of Bjorken flow, *Phys. Rev. D* **82**, 085027 (2010), [arXiv:1006.0006 \[hep-th\]](#).
- [87] G. Baym, B. L. Friman, J. P. Blaizot, M. Soyeur, and W. Czyz, Hydrodynamics of Ultrarelativistic Heavy Ion Collisions, *Nucl. Phys. A* **407**, 541 (1983).
- [88] S. A. Orszag and C.-M. Tang, Small-scale structure of two-dimensional magnetohydrodynamic turbulence, *Journal of Fluid Mechanics* **90**, 129–143 (1979).
- [89] D. S. Balsara and D. S. Spicer, A staggered mesh algorithm using high order godunov fluxes to ensure solenoidal magnetic fields in magnetohydrodynamic simulations, *Journal of Computational Physics* **149**, 270 (1999).
- [90] K. Beckwith and J. M. Stone, A Second Order Godunov Method for Multidimensional Relativistic Magnetohydrodynamics, *Astrophys. J. Suppl.* **193**, 6 (2011), [arXiv:1101.3573 \[astro-ph.HE\]](#).
- [91] J. M. Stone, T. A. Gardiner, P. Teuben, J. F. Hawley, and J. B. Simon, Athena: A New Code for Astrophysical MHD, *Astrophys. J. Suppl.* **178**, 137 (2008), [arXiv:0804.0402 \[astro-ph\]](#).
- [92] J. López-Miralles, M. Perucho, J. M. Martí, S. Migliari, and V. Bosch-Ramon, 3D RMHD simulations of jet-wind interactions in high-mass X-ray binaries, *Astron. Astrophys.* **661**, A117 (2022), [arXiv:2202.11119 \[astro-ph.HE\]](#).
- [93] A. Marcowith, G. Ferrand, M. Grech, Z. Meliani, I. Plotnikov, and R. Walder, Multi-scale simulations of particle acceleration in astrophysical systems, *Liv. Rev. Comput. Astrophys.* **6**, 1 (2020), [arXiv:2002.09411 \[astro-ph.HE\]](#).

- [94] G. Tóth, The $\nabla \cdot b = 0$ constraint in shock-capturing magnetohydrodynamics codes, *Journal of Computational Physics* **161**, 605 (2000).
- [95] S. S. Komissarov, Multi-dimensional Numerical Scheme for Resistive Relativistic MHD, *Mon. Not. Roy. Astron. Soc.* **382**, 995 (2007), [arXiv:0708.0323 \[astro-ph\]](#).