


# Grammar as a Behavioral Biometric: Using Cognitively Motivated Grammar Models for Authorship Verification

**Andrea Nini** 

Linguistics and English Language  
University of Manchester  
Manchester, M13 9PL  
[Andrea.Nini@Manchester.ac.uk](mailto:Andrea.Nini@Manchester.ac.uk)

**Oren Halvani** 

Fraunhofer Institute for Secure Information Technology SIT  
Darmstadt, 64295  
[Oren.Halvani@SIT.Fraunhofer.de](mailto:Oren.Halvani@SIT.Fraunhofer.de)

**Lukas Graner** 

Fraunhofer Institute for Secure Information Technology SIT  
Darmstadt, 64295  
[Lukas.Graner@SIT.Fraunhofer.de](mailto:Lukas.Graner@SIT.Fraunhofer.de)

**Valerio Gherardi** 

Cavanilles Institute of Biodiversity and Evolutionary Biology  
University of Valencia  
C/Catedrático José Beltrán 2, 46980 Paterna, Valencia, Spain  
[VGherard840@GMail.com](mailto:VGherard840@GMail.com)

**Shunichi Ishihara** 

Speech and Language Laboratory  
ANU College of Asia and the Pacific  
The Australian National University  
[Shunichi.Ishihara@ANU.edu.au](mailto:Shunichi.Ishihara@ANU.edu.au)

April 8, 2025

## Abstract

Authorship Verification (AV) is a key area of research in digital text forensics, which addresses the fundamental question of whether two texts were written by the same person. Numerous computational approaches have been proposed over the last two decades in an attempt to address this challenge. However, existing AV methods often suffer from high complexity, low explainability and especially from a lack of clear scientific justification. We propose a simpler method based on modeling the grammar of an author following Cognitive Linguistics principles. These models are used to calculate  $\lambda_G$  (**LambdaG**): the ratio of the likelihoods of a document given the candidate’s grammar versus given a reference population’s grammar. Our empirical evaluation, conducted on twelve datasets and compared against seven baseline methods, demonstrates that **LambdaG** achieves superior performance, including against several neural network-based AV methods. **LambdaG** is also robust to small variations in the composition of the reference population and provides interpretable visualizations, enhancing its explainability. We argue that its effectiveness is due to the method’s compatibility with Cognitive Linguistics theories predicting that a person’s grammar is a behavioral biometric.

# 1 Introduction

Texts serve numerous purposes and can be found in a variety of digital and non-digital forms such as books, social media posts, emails, letters, websites, academic papers, blogs, product reviews, poems and many others. These text types, in turn, can be categorized according to various criteria including language, genre, topic, readability or authorship. The latter is particularly important when it comes to investigating questioned documents, for example, in forensic settings, e. g., blackmail letters, suicide notes, letters of confession, wills or theses potentially written by ghostwriters.

Over time, various research disciplines have emerged to deal with the analysis of the language of authors from different perspectives. This has led to an interdisciplinary branch of research that is often referred to as *digital text forensics* (e. g., [14, 47, 49, 103, 109]). Two well-known and closely related sub-areas of this branch of research are **Authorship Attribution** (AA) and **Authorship Verification** (AV). AA is concerned with the task of attributing an anonymous text to the most likely author based on a set of sample documents of known authors. AV, on the other hand, deals (in its simplest form) with the task of deciding whether two documents were written by the same author. In this paper, we focus on AV, which can be seen as a reformulation of AA, given that any AA problem can be decomposed into a series of AV problems [81].

## 1.1 Decision Problems

According to Stein et al. [123], Juola and Stamatatos [68], Koppel et al. [81] and Halvani [51] the following decision problems can be answered by AV:

1.  $AV_{\text{Core}}$ : Given two documents  $\mathcal{D}_1$  and  $\mathcal{D}_2$ : Were both documents written by the same author?
2.  $AV_{\text{Batch}}$ : Given two sets of documents  $\mathbb{D}_{\mathcal{A}} = \{\mathcal{D}_1^{\mathcal{A}}, \mathcal{D}_2^{\mathcal{A}}, \dots\}$  and  $\mathbb{D}_{\mathcal{B}} = \{\mathcal{D}_1^{\mathcal{B}}, \mathcal{D}_2^{\mathcal{B}}, \dots\}$  each of which written by a single author: Were the documents in  $\mathbb{D}_{\mathcal{A}}$  and  $\mathbb{D}_{\mathcal{B}}$  written by the same author?
3.  $AV_{\text{Known}}$ : Given a set of documents  $\mathbb{D}_{\mathcal{A}} = \{\mathcal{D}_1, \mathcal{D}_2, \dots\}$  by the same author  $\mathcal{A}$  as well as a document  $\mathcal{D}_{\mathcal{U}}$  of an unknown author  $\mathcal{U}$ : Has  $\mathcal{A}$  also written  $\mathcal{D}_{\mathcal{U}}$  (i. e.,  $\mathcal{A} = \mathcal{U}$ )?

In a forensic context the process of assisting the trier-of-facts in finding answers to these problems is referred to as *Forensic Text Comparison* (FTC) [62]. The focus in this paper is on all three of these decisions problems. For the rest of this paper, we adopt the following notation: a document denoted by  $\mathcal{D}_{\mathcal{U}}$ , represents a document of an **unknown author**  $\mathcal{U}$ , whereas a document denoted by  $\mathcal{D}_{\mathcal{A}}$  represents a document of a **known author**  $\mathcal{A}$ . In all decision problems, including  $AV_{\text{Core}}$  where the denotation of which document is known or unknown can be arbitrary, an AV method seeks to answer the question of whether  $\mathcal{A} = \mathcal{U}$  ( $\mathcal{A}$  authored  $\mathcal{D}_{\mathcal{U}}$ ) or  $\mathcal{A} \neq \mathcal{U}$  ( $\mathcal{A}$  did not author  $\mathcal{D}_{\mathcal{U}}$ ) holds. In this context, a **known** verification case with matching and non-matching authorship is denoted by Y- and N-case, respectively. Moreover, we denote  $\neg\mathcal{A}$  as any author other than  $\mathcal{A}$ .

## 1.2 Applications of AV

AV can be used in many different areas and offers a wide range of possible applications. In forensic linguistics, AV is instrumental in analyzing texts related to criminal activity, such as ransom notes, blackmail letters, or other documents used as evidence in investigative, criminal, or civil cases. For example, Iqbal et al. [60] used a NIST-based speaker recognition system to verify the authorship of malicious emails in forensic contexts. Similarly, Remmide et al. [107] employed AV to detect phishing attacks. In journalism and media, AV plays a vital role in authenticating the authorship of news articles and opinion pieces, as well as detecting ghostwriting [4]. In academia, AV is crucial for detecting academic misconduct, such as contract cheating [122] and plagiarism [42]. Social media platforms also benefit from AV, especially when it comes to detecting fake accounts or multiple accounts operated by the same person. In this context, Igawa et al. [59] and Barbon et al. [67] demonstrated the effectiveness of AV regarding the identification of compromised accounts on X/Twitter. Lundmark et al. [87], on the other hand, used AV to link user accounts on discussion forums, whereas Weerasinghe et al. [134] applied AV to mitigate abuse in online communities. Finally, in the *Digital Humanities*, AV has also become an important instrument for clarifying questions about the authorship of historical documents and authenticating literary works. Kestemont et al. [72], for example, applied AV to authenticate historical writings attributed to Julius Caesar, while Tuccinardi [126] used AV methods to investigate the authenticity of Pliny the Younger’s letter to Emperor Trajan.

### 1.3 Categories of AV Methods

AV methods can be divided into three different categories: **unary**, **binary-intrinsic** and **binary-extrinsic** [54, 58]. All three rely on a decision criterion  $\theta$ , in order to accept or reject  $\mathcal{A}$  as the author of  $\mathcal{D}_U$ . The way in which  $\theta$  is determined is what primarily distinguishes these three categories:

- **Unary** AV methods rely solely on a set of documents  $\mathbb{D}_A = \{\mathcal{D}_1, \mathcal{D}_2, \dots\}$  of a known author  $\mathcal{A}$  in order to determine  $\theta$ . These methods assume  $\mathcal{D}_U$  to be written by  $\mathcal{A}$ , if it is similar enough to the documents in  $\mathbb{D}_A$ , where the decision is only based on these and  $\theta$ .
- **Binary-intrinsic** AV methods require a given training corpus, consisting of verification cases with a ground truth regarding the *same-authorship* (Y) and *different-authorship* (N) classes, in order to determine  $\theta$ . Binary-intrinsic AV methods treat verification cases that include the unknown and known document(s) of  $\mathcal{A}$ , as a single unit  $X$  (e. g., a feature vector). If  $X$  is more similar to the Y-cases, the method accepts  $\mathcal{A}$  as the author of  $\mathcal{D}_U$ . On the other hand, if  $X$  is more similar to the N-cases,  $\mathcal{D}_U$  is assumed to be written by another author. In any case, the decision is made solely on the basis of  $X$  and the training classification model that incorporates  $\theta$ .
- **Binary-extrinsic** AV methods require external, so-called *impostor* [84] documents (which have not been written by  $\mathcal{A}$ ) in order to determine  $\theta$ . To obtain impostor documents  $\mathbb{I} = \{I_1, I_2, \dots\}$ , different strategies can be employed. Koppel and Winter [84], for example, used two approaches: (1) collecting documents using search engine queries and (2) using a fixed set of already crawled documents. Binary-extrinsic AV methods assume  $\mathcal{D}_U$  to be written by  $\mathcal{A}$  only if  $\mathcal{D}_U$  is consistently more similar to  $\mathcal{D}_A$  (or alternatively, the documents in  $\mathbb{D}_A$ ) than any of a number of distractor impostor documents  $\{I_1, I_2, \dots\}$  using a bootstrapping approach.

In a forensic context, the adherence to the *likelihood ratio paradigm* for forensic science implies that an AV method does not return a Y- or N-decision but a likelihood ratio that quantifies the strength of the evidence in favor or against the two propositions. In addition to the three types above, therefore, it is also possible to classify an AV method as *forensic* when the method returns a likelihood ratio.

### 1.4 Existing AV Solutions

This section describes the advantages and limitations of some well-known existing AV methods that have demonstrated a consistent degree of effectiveness over time. This section covers in particular those methods that have found significant validation across the yearly competitions held at the PAN series of conferences focused on stylometry and digital text forensics. Since its launch in 2007, PAN has hosted 73 computational challenges, known as *shared tasks*, in areas such as authorship analysis, computational ethics, and evaluating the originality of writing, as well as curated 57 evaluation datasets, in addition to nine datasets contributed by the community [10].

#### 1.4.1 The Impostors Method

In a review of the field, Stamatatos [118] concluded that binary-extrinsic methods tend to outperform other types of methods. A widely recognized and successful binary extrinsic AV method that has been repeatedly validated in independent studies is the *Impostors Method* (IM), which has been proposed by Koppel and Winter [84]. The basic idea behind IM can be traced back to another successful AV method called *Unmasking*, initially introduced by Koppel and Schler [79] and later refined by Koppel et al. in [82]. Given a verification case  $c = (\mathcal{D}_U, \mathcal{D}_A)$ , the key insight of IM is to collect a set of texts that are plausible impostors for  $\mathcal{D}_A$  and then calculate a similarity score for  $\mathcal{D}_U$  and  $\mathcal{D}_A$  not once but a large number of times while withholding a random sub-set of the features at every iteration. The rationale is that only the real author of the disputed text  $\mathcal{D}_U$  is so similar to it to withstand random permutations of the features set, which, for IM, is the set of the most frequent character 4-grams. Koppel et al. [81] suggested that the key principle to choose the impostors should be to identify a relevant population, select linguistically similar texts, and then randomly sample from it.

IM found immediate external validation in the PAN 2013 competition, where a variant called *GenIM* (*General Impostors Method*), proposed by Seidman [113], outperformed all other submitted AV methods. As suggested by Koppel et al. [80], *GenIM* made use of collected impostors document from the web. The method then used the relative frequency of single words weighted by their document frequency (a quantity usually called *tf-idf*) and the *Min-Max* (aka *Ružička* or fuzzy Jaccard) similarity measure. Successful results were then found by Koppel and Winter [84] for the AV<sub>Core</sub> decision problem, again using *Min-Max* applied to vectors of character 4-grams weighted by *tf-idf*. They explored various configurations

for impostors, including dynamically generating them through web searches or sampling from genre-compatible corpora. Koppel and Winter discovered that genre compatibility permits the use of fewer impostors but that, equally, a large number of impostors ( $\approx 200$ ) generated through web searches can compensate for the absence of genre control. Their results demonstrated that it is possible to solve this challenging two-text only verification problem even for texts as short as 500 words.

After 2014, IM saw the introduction of new variants that perfected other aspects of the original algorithm, with increasing degrees of success: ASGALF, proposed by Khonji and Iraqi [73], which won the PAN competition in 2014, SPATIUM-L1, proposed by Kocher and Savoy [77, 78], Kestemont’s et al. variant [72], the *Rank-Based Impostors* of Potha and Stamatatos [101], the *Profile-Based Impostors* [102], and finally  $IM_{\text{diff}}$  and  $IM_{\text{rat}}$  [74]. The success of IM was also confirmed by two comparative review studies on AV methods. Moreau and Vogel [91] concluded that IM outperformed all tested methods, including the meta-classifier. Similarly, Halvani [51] found that IM ranked first or second in most cases across a series of robustness, topic masking, and generalization experiments.

Although IM’s performance over the years is unquestionable, the four main drawbacks of the method are that it is not deterministic, that it suffers from a high run-time [51], that it relies on choosing impostors from the same genre, and that its results are often hard to interpret. The first issue is typically addressed by running several iterations and averaging the results but this additional procedure only leads to even longer run-times. The third issue is not strictly speaking an issue of IM but a well-known problem for both AV and AA, as virtually all methods to solve these tasks tend to be highly affected by genre variation [8]. For IM, Halvani [51] found that the performance (in terms of Accuracy<sup>1</sup>) declines significantly when impostors are drawn from a different genre. For example, performing AV on a corpus of chat logs achieves an Accuracy of 0.92 when using chat logs as impostors. However, when using business emails or academic articles as impostors, this performance drops to almost chance level at 0.54. Even with relatively similar genres, such as chat logs and blogs, the performance still decreases notably, though it remains above chance (0.74).

The last and most significant limitation of IM and of any other AV methods using the frequency of short character  $n$ -grams is that the most important features of the analysis are not immediately obvious to the human analyst. In addition, unless some kind of content masking is implemented, the use of short character  $n$ -grams can also lead to the contamination of the data from topic or content noise and other unwanted idiosyncrasies that could influence the results. For example, a character 4-gram like “f th” is likely to capture grammatical information, such as the frequencies of grammatical sequences like “if the” or “of the” or “if that” but also information that has to do with the topic of a text, like “elf theme” or “grief therapy”. The danger of capturing content is that topics might correlate to authors and, especially in forensic settings, the AV method could, for example, return a positive verification outcome only because in the corpus used for training there is a correlation between content and authors (e. g.,  $\mathcal{A}$  is likely to be the author of  $\mathcal{D}_U$  because  $\mathcal{D}_A$  and  $\mathcal{D}_U$  are about “grief therapy”).

### 1.4.2 Content-agnostic Approaches

This content effect limitation of IM is also one of a number of biases identified by Bevendorff et al. [14] on the basis of the 2014 and 2015 PAN competitions. These biases were taken in consideration by PAN starting from its 2020 edition [70]. However, the problem of using features that can potentially capture topic or content instead of authorship remains in many verification systems, including more recent ones.

One of the first approaches dealing with content bias in the context of authorship analysis was the topic-masking technique TextDistortion [119], which is simply based on replacing any word<sup>2</sup>  $w$  that is not among the top most frequent words in a reference corpus with an asterisk. TextDistortion was found to actually improve the results in cross-topic and cross-genre analyses. In 2021, Halvani and Graner [53] tested TextDistortion against another algorithm they introduced called POSNoise (see Section 6.2), which is a pre-processing method that consists in the replacement of words that are unlikely to be functional with their Part-Of-Speech (POS). They found that this method clearly improves the algorithms in cross-domain cases while often resulting in poorer performance in cases that are not cross-domain. These results are interpreted by them as evidence that this algorithm should be applied for forensic purposes because it is capable of removing the effect of content. Among the methods that benefited from this pre-processing was IM, which was also one of the most successful ones in their evaluations.

<sup>1</sup>Note that we use the capitalized form "Accuracy" to clarify that we are talking about a specific machine learning evaluation metric, rather than the general concept of "accuracy".

<sup>2</sup>As an alternative, Stamatatos [119] proposed an additional variant of replacing not the entire word  $w$  but instead each character in it with an asterisk.

As an alternative to these rule-based content removal methods, Bischoff et al. [18] proposed a solution using a neural network trained to differentiate content from style. In their study, they confirmed that the frequency of short unprocessed character  $n$ -grams is highly affected by content by analyzing a large corpus of cross-domain problems where they found that methods based on these features perform at random. Despite the success of their own neural network method, they discovered that a simpler approach such as TextDistortion works equally well at a fraction of the computational and data cost of a neural network.

Another approach to counteract content bias, called TAVeer<sup>3</sup>, was proposed by Halvani et al. [55]. In contrast to TextDistortion and POSNoise, TAVeer represents a stand-alone AV method based on ensembles of topic-agnostic (TA) feature categories (namely punctuation  $n$ -grams, TA sentence and sentence-initial tokens, TA sentence endings, TA token  $n$ -grams and TA masked token  $n$ -grams). The TA feature categories themselves cover a total of  $\approx 1000$  words and phrases that originate from 20 linguistic categories such as punctuation marks, conjunctions, determiners, prepositions, contractions, auxiliary verbs, transition words and others, which are known in the literature [17, 100, 124] to be content and topic independent. Given a verification case  $c = (\mathcal{D}_U, \mathcal{D}_A)$  and a set of selected feature categories, TAVeer constructs two feature vectors for each category, which represent the  $L^1$ -normed occurrence frequencies of specific features (such as the conjunction word “and”) in the corresponding document. Afterwards, for each category, the Manhattan distance between two vectors is calculated and calibrated into the interval  $[0, 1]$ , where 0.5 represents a decision boundary. The median of the calibrated values over all selected categories, compared to 0.5 then represents the final decision of  $\mathcal{A} = \mathcal{U}$  or  $\mathcal{A} \neq \mathcal{U}$ . The thresholds and the optimal subset of selected TA feature categories are optimized, by selecting the ones that yield the best accuracy on a given training corpus.

### 1.4.3 Language Models and Compression Methods

In addition to IM and its variants, the most successful family of methods in AV are the ones that are based on language modeling and/or compression, which are mathematically related. Here, a language model is defined as a generative statistical model that assigns a probability distribution to stretches of language.

One of the very first successful examples for this class of methods was the winner of the PAN 2015 competition, Bagnall [12], whose AV method was based on a character-level recurrent neural network language model. Another noteworthy neural language modeling approach, based on a Siamese neural network, is HRSN<sup>4</sup>, proposed by Boenninghoff et al. [20]. This approach was found to outperform IM by reducing its error rate by half. However, as noted by the authors [19], it has two key drawbacks: first, it does not utilize linguistically interpretable stylometric features, and second, it lacks a mechanism for directly visualizing the decision-making process. Additionally, HRSN is constrained by its reliance on a large and well-structured comparison dataset, which may not always be available.

Another well-known AV method that can be regarded as an improved version of HRSN is ADHOMINEM<sup>5</sup>, which was also proposed by Boenninghoff et al. [19]. ADHOMINEM achieved the highest ranking in the PAN AV competition 2020 [70] and, according to Lundmark et al. [87], has shown great promise with respect to real AV applications. The method can be summarized as follows: Given a verification case  $c = (\mathcal{D}_U, \mathcal{D}_A)$ , ADHOMINEM preprocesses both documents by hierarchically breaking them down into sentences, words, and characters. A Siamese neural network, incorporating a CNN and bi-directional LSTM layers with attention mechanisms, is then employed to derive a neural document embedding for each input. Specifically, the CNN layer extracts word representations from character embeddings, which are subsequently passed to an LSTM layer operating at the sentence level. The final LSTM layer synthesizes these sentence embeddings to construct a holistic document representation. Based on the document embeddings of  $\mathcal{D}_U$  and  $\mathcal{D}_A$ , a nonlinear metric learning scheme is employed, which measures how closely  $\mathcal{D}_U$  and  $\mathcal{D}_A$  resemble each other.

Although language models are also inevitably affected by the issue of content bias, attempts to mitigate this problem are scarce. A notable mention is Fourkioti’s et al. [46] approach consisting in training an  $n$ -gram language model on sequences of POS tags. The authors found that this kind of model is only valuable when fused with other features.

Related to language modeling, the other approach that has been found to be very successful is the use of compression algorithms. This family of methods is fundamentally very similar to language models

<sup>3</sup>TAVeer stands for *Topic-agnostic Authorship Verifier based on equal error rate*.”

<sup>4</sup>HRSN stands for *Hierarchical Recurrent Siamese Network*

<sup>5</sup>ADHOMINEM stands for *Attention-based Deep Hierarchical convolutional siamese bi-directional recurrent neural network Model* [19].

because they both are probabilistic models of a training dataset. Language modeling can be thought of as a process of compression and one of the best compressor for text data, *Prediction by Partial Matching* (PPM), could also be seen as a character-level language model. A particularly successful AV method which makes use of PPM as an underlying engine is COAV [56, 57]. The method was found to perform similarly to IM, but in a much shorter time and without relying on impostors. Halvani’s 2021 survey of the field [51] indeed concluded that COAV, together with IM, are the best AV methods. Both of them can be used together with POSNoise to avoid content bias. Although IM tended to be more robust over the various tests it was subjected to, the advantage of COAV over IM is that the method is deterministic and much faster (for comparison see, for example, [57, Table 4]). Given a verification case  $c = (\mathcal{D}_U, \mathcal{D}_A)$ , COAV compresses  $\mathcal{D}_U$ ,  $\mathcal{D}_A$  and the concatenation of both using a PPM variant called PPMd. Based on the length of the three compression results, a dissimilarity value is calculate using *Compression-based Cosine* (CBC). This dissimilarity is then compared to a threshold that is optimized on a training corpus to estimate whether either  $\mathcal{A} = \mathcal{U}$  or  $\mathcal{A} \neq \mathcal{U}$  holds. In addition, Halvani [51] was able to visualize the importance of character sequences for the prediction by producing a color-coded version of the texts, thus making the method more qualitatively explorable by the analyst.

#### 1.4.4 Feature Vector Difference

Finally, another AV method that is also worth mentioning, and which was ranked second in the PAN AV competition 2020 [70], is the so-called *Feature Vector Difference* approach proposed by Weerasinghe and Greenstadt [132]. Given a verification case  $c = (\mathcal{D}_U, \mathcal{D}_A)$ , the first step of this method is to construct corresponding feature vectors  $\mathcal{F}_U, \mathcal{F}_A$  using a set of features. Then, based on these two, a difference vector  $\mathcal{F} = |\mathcal{F}_U - \mathcal{F}_A|$  is then calculated, which represents either a Y- or N-case. This procedure is performed for all verification cases in a training corpus, and based on these a classifier is finally trained. For this, Weerasinghe and Greenstadt considered two classification models: Logistic Regression (LR) and Multi-Layer Perceptron (MLP). Regarding the features, the authors chose *tf-idf* values of: character  $n$ -grams (for  $n \in \{1, 2, \dots, 6\}$ ), POS tag trigrams, 31 predefined special characters, trigrams of POS tag chunks (extracted from the parse tree representation of the document) as well as noun and verb phrase expansions. Moreover, they considered frequencies of 179 stopwords (defined in the NLTK corpus package<sup>6</sup>), total number of characters and tokens in the document, average word length (characters per word) per document, distribution of token lengths (relative frequency of tokens with length  $\ell$  (for  $1 \leq \ell \leq 10$ ) and vocabulary richness measures.

## 2 Cognitive Linguistics, Grammar, and Linguistic Individuality

After reviewing the AV literature, this section introduces the theoretical grounding for the new method that we are proposing, which is motivated and inspired by the field of *Cognitive Linguistics*.

In Cognitive Linguistics, language and grammar are seen as complex adaptive systems [13], where regularities emerge from speakers interacting with each other, like a *phenomenon of the third kind* [40]. This is partially evidenced by decades of linguistics studies on corpora which have revealed that the traditional understanding of grammar as a set of phrase structure rules acting over basic Part-of-Speech categories (e. g., nouns, adjectives) is untenable and that, instead, a better model of grammar is a *lexicogrammar* continuum that goes from fixed lexicalized expressions (e. g., “I don’t know”) to flexible templates (e. g., “the” X-er “the” Y-er) up to completely abstract structures (e. g., Agent Action Patient).

This continuum roughly corresponds to the continuum between *declarative memory*, which is semantic/encyclopedic memory for facts and which tends to be conscious, and *procedural memory*, which is instead memory for the probabilistic prediction of patterns of sequences and that deals with subconscious knowledge of habits and skills [128]. The roles that these two memories play in language is clearly evidenced in cases of aphasia. When an impairment affects circuits of declarative memory, this gives rise to *fluent aphasia*, resulting in speech that is mostly constituted by function words (articles, prepositions, pronouns) or morphological forms (“-ed”, “-s”) but with lack of content words that contain meaning, leading to fluent but nonsensical speech, almost resembling POSNoise pre-processed data such as the one in Table 7. Instead, when the impairment is on procedural memory, then speech is only consisting of unconnected content words [129]. These two memory systems work together and, typically, once a habit is formed through repetition then procedural memory takes over, leading to fluency of expression. This transition explains why languages tend to be heavily formulaic. For example, in English one can say “big mistake” but not “large mistake”, even though a formal phrase structure rule based grammar would seemingly have no problems with the latter expression, which is an adjective modifying a noun. What

<sup>6</sup><https://github.com/nltk/nltk>

explains this reliance on formulaic expressions is the cognitive tendency to rely as much as possible on habitual and ritualized patterns stored as templates [115, 128].

The way these units of procedural memory are formed is through the process of *chunking*: when two items that often go together are found together, then these two items can be treated as one, thus saving space in working memory [27, 34, 48]. In all effects, chunking is a process of *information compression* and, if the units of grammar are chunks, then grammar itself can be thought of as a compressed version of a language or, equivalently, as a probability model over these units. According to Cognitive Linguistics, therefore, a probability model like a *language model* is a better model of grammar than a list of phrase structure rules.

This way of conceiving language also explains why each individual has a different and possibly unique grammar, a statement encapsulated by the *Principle of Linguistic Individuality* [97]. The status of *unithood* given by chunking is not discrete (e. g., something is or is not a unit) but a continuum of strength of unithood, where this strength is called *entrenchment* [39, 111]. Because entrenchment is dependent on regular exposure and usage, it is fundamentally personal and idiosyncratic. It is for this reason that Langacker hypothesized that “the set of units mastered by all members of a speech community might be a rather small proportion of the units constituting the linguistic ability of any given speaker” [85], a hypothesis that is finding increasing empirical support [97]. For example, for most if not all speakers of English the entrenchment for a sequence such as “**of the**” is maximal, meaning that they can produce it effortlessly and unconsciously as a single unit. In contrast, a sequence such as “**the of**” would not be a unit for speakers of English because it is virtually never encountered or used. If a speaker of English encounters this sequence, they would decompose it as a structure made up of two units, “**the**” and “**of**”. In between these two extreme examples there is a lot of freedom as to what counts as a unit for a person or another, depending on what each individual has automatized in their procedural memory. For example, an individual  $\mathcal{A}_1$  might have a very entrenched sequence such as “**it is known that**” when writing academic articles while an individual  $\mathcal{A}_2$  might have “**it is well established that**”. The higher the entrenchment, the more likely it is that  $\mathcal{A}$  is using procedural memory and that it is therefore performing an unconscious routine that constitutes a unit for this individual. These sequences will then have open slots ready to be filled in with the appropriate meaning.

Although there have been other attempts at modeling the grammar of an author in the past for AV or AA purposes [11, 31, 46, 50], these methods relied too much on a conception of grammar in the traditional sense, for example using sequences of POS tags or syntactic trees. For the reasons outlined above, these ways of modeling grammar are not compatible with predictions made in Cognitive Science and Cognitive Linguistics. The picture of grammar painted by Cognitive Linguistics is much more lexically-based and word-idiosyncratic. For example, the preposition “of” in English behaves very oddly compared to other prepositions [115]. Giving it the same POS tag as to other prepositions is therefore going to obscure a lot of important grammatical information.

With this theoretical grounding, it is now possible to present our proposed novel approach, LambdaG.

### 3 The Likelihood Ratio of Grammar Models

The algorithm presented in this paper is a **binary-extrinsic** AV method. This section provides an overview of the algorithm, which is formally outlined in Algorithm 1 and schematically illustrated in Figure 1. For a more detailed technical discussion, refer to Section 6.

We define the most basic grammatical unit of analysis as a function token  $t \in \mathcal{T}_L$ , where  $\mathcal{T}_L$  is the set all function tokens of a language  $L$ , including all function words, punctuation marks as well as abstract grammatical categories. For example, for English,  $\mathcal{T}_E = \{\mathbf{the}, \mathbf{of}, \mathbf{at}, \dots, \mathbf{NOUN}, \mathbf{VERB}, \mathbf{ADJECTIVE}, \dots, \mathbf{!}, \mathbf{:}, \mathbf{;}, \dots\}$ . We then define a Grammar Model  $G$  as a statistical model that generates a probability distribution over sentences  $\mathbb{S}$ , which are defined as complete sequences of function tokens. To obtain these representations, we first apply the POSNoise algorithm (see Section 6.2) to  $\mathcal{D}_U$ ,  $\mathcal{D}_A$ , and each  $\mathcal{D}$  in the reference corpus  $\mathbb{D}_{\text{ref}}$ , retaining only function tokens. This is indicated in Algorithm 1, lines 7–9, where POSNoise is applied. Then, we tokenize each  $\mathcal{D}$  into sentences by adding sentence boundaries markers at an end of sentence punctuation mark or new line, thus turning them into their respective set of sentences  $\mathbb{S}_A$ ,  $\mathbb{S}_U$  and  $\mathbb{S}_{\text{ref}}$  (also lines 7–9 in Algorithm 1). The boundaries of each sentence could also be set by a grammatical parsing algorithm. However, we observed that LambdaG is robust to this variation. We then employ  $n$ -gram models, which allow the probability of any grammatical token to depend only on a finite number of preceding tokens from the same sentence, thereby capturing only the information contained in short-term grammatical correlations.  $n$ -gram models assume that each sentence is independent and we

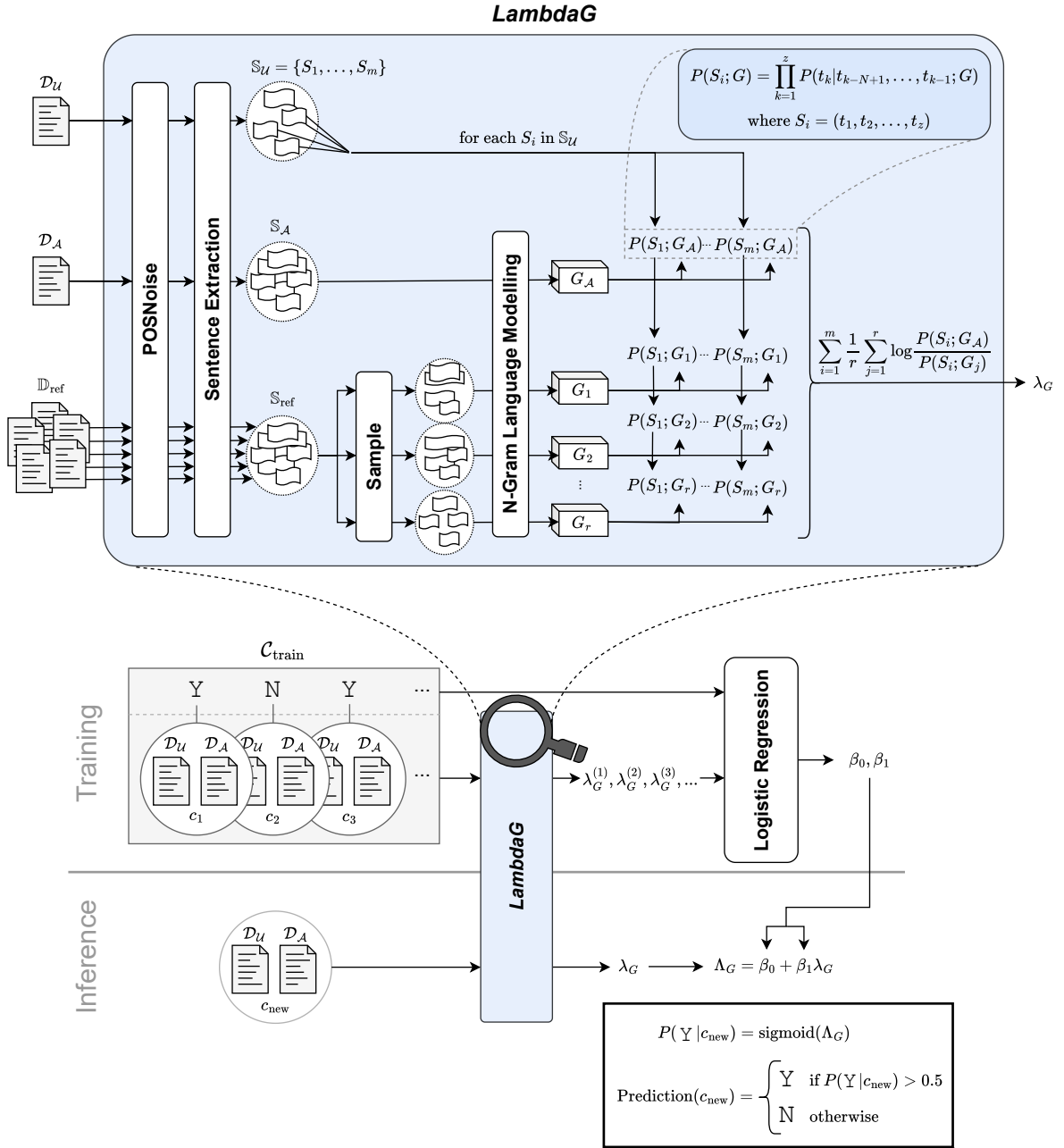


Figure 1: Schematic overview of our proposed AV method LambdaG.

maintain that this is not an unreasonable assumption since grammatical dependencies between tokens are known to be relatively local [34]. The probability assigned to each sentence  $S_i = (t_1, t_2, \dots, t_z)$  by a Grammar Model  $G$  would then be calculated as follows:

$$P(S_i; G) = \prod_{k=1}^z P(t_k | \underbrace{t_{k-N+1}, t_{k-N+2}, \dots, t_{k-1}}_{t_{<k}}; G) \quad (1)$$

For readability reasons, we rewrite the probability assigned by  $G$  to each token  $t_k$  in its context as  $P(t_k | t_{<k}; G)$  (as in line 19 in Algorithm 1). We estimate Grammar Models adopting Kneser-Ney smoothing [32, 76], represented in Algorithm 1 as  $\text{KN}()$ , with a fixed single default discount parameter  $D = 0.75$ , as explained in Section 6.3. We set  $N = 10$  as an order of the model to ensure that most grammatical relations among the tokens of a sentence are captured, even in cases of long sentences. However, the order of the model  $N$  could be considered as a hyperparameter of the algorithm (lines 10 and 13 in Algorithm 1).

Assuming the *Principle of Linguistic Individuality* that at any time  $\tau$ , for any language  $L_\tau$ , there do not



---

**Algorithm 1:** Likelihood Ratio of Grammar Models (LambdaG)

---

```
Input:  $\mathcal{D}_U, \mathcal{D}_A, \mathbb{D}_{\text{ref}} = \{\mathcal{D}_{\text{ref}}^1, \mathcal{D}_{\text{ref}}^2, \dots\}, N, r$ 
// where  $\mathcal{D}_U, \mathcal{D}_A$  are two documents,  $\mathbb{D}_{\text{ref}} = \{\mathcal{D}_{\text{ref}}^1, \mathcal{D}_{\text{ref}}^2, \dots\}$  is a set of reference
documents,  $N$  is the model order and  $r$  is the number of repetitions

1 Function sample(s, S):
2 | Randomly select a subset of  $s$  sentences from the given tokenized input sentence set  $S$ 

3 Function posnoise(D):
4 | Applies POSNoise to each document in  $\mathbb{D}$  and returns a set of their posnoise representations

5 Function sent(D):
6 | Construct a set  $S$  of tokenized sentences from all documents in  $\mathbb{D}$ 

// Apply POSNoise to all respective documents and construct tokenized sentences
7  $S_U \leftarrow \text{sent}(\text{posnoise}(\{\mathcal{D}_U\}))$ 
8  $S_A \leftarrow \text{sent}(\text{posnoise}(\{\mathcal{D}_A\}))$ 
9  $S_{\text{ref}} \leftarrow \text{sent}(\text{posnoise}(\mathbb{D}_{\text{ref}}))$ 

// Build Grammar Model for the known author  $A$ 
10  $G_A \leftarrow \text{KN}(S_A, N)$ 

// Build reference Grammar Models
11 for  $j \leftarrow 1$  to  $r$  do
12 |  $S_j \leftarrow \text{sample}(|S_A|, S_{\text{ref}})$ 
13 |  $G_j \leftarrow \text{KN}(S_j, N)$ 

// Calculate  $\lambda_G$  (the log-likelihood ratio of the Grammar Models) over  $S_U$ 
14  $\lambda_G(S_U) \leftarrow 0$ 
15 for  $S_i \in S_U$  do
16 | // Decompose  $S_i$  into a sequence of tokens
16 |  $(t_1, t_2, \dots, t_z) \leftarrow S_i$ 
17 | for  $k \leftarrow 1$  to  $z$  do
18 | | // Calculate mean  $\lambda_G$  for  $t_k$  over reference Grammar Models
18 | | for  $j \leftarrow 1$  to  $r$  do
19 | | |  $\lambda_G(S_U) \leftarrow \lambda_G(S_U) + \frac{1}{r} \log \frac{P(t_k|t_{<k}; G_A)}{P(t_k|t_{<k}; G_j)}$ 
20 return  $\lambda_G(S_U)$ 
```

---

exist two individuals,  $\mathcal{A}$  and  $\mathcal{B}$ , for whom their grammar is identical [97], we expect that in a large number of cases the two Grammar Models  $G_{\mathcal{A}}$  and  $G_{\mathcal{B}}$  would assign two different probabilities to the same token in context.  $P(t_k|t_{<k}; G_{\mathcal{A}})$  can be interpreted as the extent to which token  $t_k$  is 'grammatical' or, according to Cognitive Linguistic theories, *entrenched* for author  $\mathcal{A}$  when in context  $t_{<k}$ . For this reason, we would expect that, if the sequence  $\sigma = (t_1, t_2, t_3)$  was produced by  $G_{\mathcal{A}}$ , then  $P(\sigma; G_{\mathcal{A}}) > P(\sigma; G_{\mathcal{B}})$  or, more generally according to the *Principle of Linguistic Individuality*, for any  $\mathcal{A}' \neq \mathcal{A}$ ,  $P(\sigma; G_{\mathcal{A}}) > P(\sigma; G_{\mathcal{A}'})$ . The model  $G_{\mathcal{A}}$  is estimated from  $S_{\mathcal{A}}$  (line 10 in Algorithm 1). To approximate a comparison population of  $G_{\mathcal{A}'}$ , we estimate a set of reference Grammar Models  $S_{\text{ref}} = \{G_1, G_2, \dots, G_r\}$  where each  $G_r$  is generated by uniformly sampling randomly from  $S_{\text{ref}}$  a set of sentences  $S_r$  of the same size as the set of sentences in the candidate author's corpus,  $S_{\mathcal{A}}$ , so that  $|S_{\text{ref}}| = |S_{\mathcal{A}}|$  (line 12 in Algorithm 1). We set  $r = 100$  but this value can also be considered a hyperparameter of the algorithm. A comparison of hyperparameter settings is reported in Section 4. Taking an approach consistent with the likelihood ratio framework adopted in forensic science, similarly to Ishihara [61], it is therefore possible to calculate (lines 17–19 in Algorithm 1) a mean ratio of the likelihoods assigned to each token in context by  $G_{\mathcal{A}}$  and by each  $G_r$ , which we call  $\lambda_G$ :

$$\lambda_G(t_k|t_{<k}) = \frac{1}{r} \sum_{j=1}^r \log \frac{P(t_k|t_{<k}; G_{\mathcal{A}})}{P(t_k|t_{<k}; G_j)} \quad (2)$$

In Eq. 2 the numerator can be seen as a measure of *similarity*, how much the token is grammatical or entrenched for  $G_{\mathcal{A}}$  given its context, while the denominator is a measure of *typicality*, how atypical this

token is in this context in the reference population. A value of  $\lambda_G$  for each  $S_i \in \mathbb{S}_{\mathcal{U}} = \{S_1, S_2, \dots, S_m\}$ , can then be calculated (line 15–19 in Algorithm 1) as:

$$\lambda_G(S_i) = \sum_{k=1}^z \lambda_G(t_k | t_{<k}) \quad (3)$$

Since we model each  $S_i \in \mathbb{S}_{\mathcal{U}}$  as independent from each other, we can then calculate (line 14–20 in Algorithm 1):

$$\lambda_G(\mathbb{S}_{\mathcal{U}}) = \sum_{i=1}^m \lambda_G(S_i) = \sum_{i=1}^m \sum_{k=1}^z \lambda_G(t_k | t_{<k}) \quad (4)$$

An advantage of this formula is that the final  $\lambda_G$  can be decomposed into  $\lambda_G$  values for each single sentence and each single token in each single sentence. This means that the analyst can reconstruct step by step what features contribute to the final score, for example, by ranking each sentence for importance and, for each sentence, color-code or highlight the most important tokens, as demonstrated in Section 7.

In addition to this property, the  $\lambda_G$  value is also effectively an uncalibrated log-likelihood ratio score that includes information about both similarity and typicality and that can then be calibrated into a forensic log-likelihood ratio using a calibration method such as a logistic regression. We denote a calibrated  $\lambda_G$  log-likelihood ratio that expresses the strength of evidence in a forensic context with the upper case lambda ( $\Lambda_G$ ). To perform this calibration we use a training corpus containing Y- and N-cases to estimate a logistic regression calibration model [62, 130] that turns each  $\lambda_G$  into  $\Lambda_G$ . Here,  $\Lambda_G$  quantifies the strength of the linguistic evidence for each of the two alternative forensic propositions. More details on the Likelihood Ratio Framework for forensic science and its evaluation is described in Section 6.4. Based on  $\Lambda_G$ , we classify a new verification case  $c_{\text{new}}$  as Y if  $\Lambda_G > 0$  (that is, if  $\text{sigmoid}(\Lambda_G) > 0.5$ ), else as N.

## 4 Results

Algorithm 1 was applied to a set of twelve corpora that simulate various real-life AV problems and scenarios, described in Section 6. The complete results are presented in Table 1, where the performance of each method is evaluated using five standard performance measures for classification: Accuracy, the Area Under the Curve (AUC),  $F_1$ , Precision, and Recall. These are values that were calculated using a threshold  $\theta$ , which is derived from  $\Lambda_G$ . The split between training and test datasets for each corpus tested is shown in Table 5. To further assess the performance of  $\Lambda_G$ , the  $C_{\text{llr}}$  measure is also used, which is a typical measure of accuracy for a likelihood ratio. This metric is explained in Section 6.4. When running the analysis on the training corpora, the reference corpus  $\mathbb{D}_{\text{ref}}$  was the remaining of the corpus after taking out the authors of  $\mathcal{D}_{\mathcal{A}}$  and  $\mathcal{D}_{\mathcal{U}}$ . When analyzing the test corpora, the reference corpus was simply the corresponding training corpus. A robustness test using different corpora as reference data was also carried out (see Figure 4). Given that LambdaG is non-deterministic, each analysis was repeated five times, and the results presented in Table 1 are the average of these five repetitions.

In Table 1, LambdaG is compared with seven well-known and tested baseline AV methods: IM, COAV, TAVeer, ADHOMINEM, FeVecDiff (LR), FeVecDiff (MLP), and our own developed baseline SiamBERT, which is explained in Section 6.6. IM, COAV and FeVecDiff (LR and MLP) were run on POSNoise pre-processed corpora and are therefore content-agnostic, similarly to LambdaG. TAVeer, on the other hand, was applied to the unprocessed corpora. However, since this method is inherently designed to consider only topic-agnostic features<sup>7</sup>, its results remain comparable to those of LambdaG. With regard to SiamBERT and ADHOMINEM, we wish to point out that both methods are based on pre-trained neural network models, which were originally trained on POSNoise-unprocessed text data. Using pre-trained models is essential because training neural networks from scratch requires datasets that are larger than our AV corpora. Instead, we therefore fine-tuned the original pre-trained models on our AV corpora. Since pre-training was performed on POSNoise unprocessed text, the standard approach would be to fine-tune on similarly unprocessed AV corpora (denoted as SiamBERT<sup>(†)</sup> and ADHOMINEM<sup>(†)</sup> in Table 1). However, this could introduce topic-related distortions, making the results less comparable with the other AV methods used. To mitigate this, we also fine-tuned and applied SiamBERT and ADHOMINEM on our POSNoise pre-processed corpora.

<sup>7</sup>Note that both TAVeer and POSNoise rely on the same list of topic-agnostic words and phrases shown in Table 6.

Table 1: Evaluation results of LambdaG and the seven introduced baselines. (†) is marked next to a pre-trained neural network approach to indicate that it was fine-tuned using the original (i. e., non-POSNoise-processed) corpora. In terms of Accuracy and AUC, bold and underlined values represent the best and second-best results, respectively. For better readability, the confusion matrix outputs for each tested method have been grayed out.

	Method	Acc.	AUC	F1	Prec.	Rec.	TP	FN	FP	TN
$\mathcal{C}_{\text{Enron}}$	LambdaG	<b>0.906</b>	<b>0.938</b>	0.903	0.875	0.933	42	6	3	45
	IM	<u>0.823</u>	<u>0.920</u>	0.817	0.792	0.844	38	10	7	41
	COAV	0.750	0.827	0.760	0.792	0.731	38	10	14	34
	TAVeer	0.729	0.842	0.735	0.750	0.720	36	12	14	34
	FeVecDiff (LR)	0.781	0.855	0.784	0.776	0.792	38	10	11	37
	FeVecDiff (MLP)	0.750	0.839	0.765	0.722	0.812	39	9	15	33
	SiamBERT	0.646	0.673	0.721	0.595	0.917	44	4	30	18
	SiamBERT (†)	0.750	0.841	0.778	0.700	0.875	42	6	18	30
	ADHOMINEM	0.583	0.594	0.474	0.643	0.375	18	30	10	38
	ADHOMINEM (†)	0.573	0.607	0.438	0.640	0.333	16	32	9	39
$\mathcal{C}_{\text{Wiki}}$	LambdaG	<b>0.876</b>	<b>0.938</b>	0.872	0.841	0.905	95	18	10	103
	IM	<u>0.854</u>	<u>0.927</u>	0.862	0.912	0.817	103	10	23	90
	COAV	0.801	0.912	0.793	0.761	0.827	86	27	18	95
	TAVeer	0.788	0.858	0.789	0.796	0.783	90	23	25	88
	FeVecDiff (LR)	0.739	0.840	0.678	0.886	0.549	62	51	8	105
	FeVecDiff (MLP)	0.735	0.809	0.737	0.730	0.743	84	29	31	82
	SiamBERT	0.580	0.627	0.676	0.550	0.876	99	14	81	32
	SiamBERT (†)	0.757	0.909	0.799	0.681	0.965	109	4	51	62
	ADHOMINEM	0.584	0.641	0.510	0.620	0.434	49	64	30	83
	ADHOMINEM (†)	0.575	0.618	0.575	0.575	0.575	65	48	48	65
$\mathcal{C}_{\text{Stack}}$	LambdaG	0.873	0.933	0.864	0.807	0.929	92	22	7	107
	IM	0.689	0.738	0.684	0.675	0.694	77	37	34	80
	COAV	0.561	0.640	0.554	0.544	0.564	62	52	48	66
	TAVeer	0.693	0.763	0.685	0.667	0.704	76	38	32	82
	FeVecDiff (LR)	<b>0.939</b>	<b>0.977</b>	0.941	0.910	0.974	111	3	11	103
	FeVecDiff (MLP)	<u>0.882</u>	<u>0.957</u>	0.883	0.872	0.895	102	12	15	99
	SiamBERT	0.605	0.648	0.643	0.587	0.711	81	33	57	57
	SiamBERT (†)	0.535	0.576	0.579	0.529	0.640	73	41	65	49
	ADHOMINEM	0.504	0.516	0.464	0.505	0.430	49	65	48	66
	ADHOMINEM (†)	0.596	0.594	0.603	0.593	0.614	70	44	48	66
$\mathcal{C}_{\text{ACL}}$	LambdaG	<b>0.782</b>	<b>0.861</b>	0.775	0.750	0.802	105	35	26	114
	IM	<u>0.775</u>	<u>0.851</u>	0.755	0.693	0.829	97	43	20	120
	COAV	0.750	0.835	0.751	0.757	0.746	106	34	36	104
	TAVeer	0.707	0.748	0.689	0.650	0.734	91	49	33	107
	FeVecDiff (LR)	0.714	0.752	0.750	0.667	0.857	120	20	60	80
	FeVecDiff (MLP)	0.564	0.632	0.527	0.576	0.486	68	72	50	90
	SiamBERT	0.593	0.641	0.639	0.574	0.721	101	39	75	65
	SiamBERT (†)	0.607	0.664	0.654	0.584	0.743	104	36	74	66
	ADHOMINEM	0.554	0.575	0.449	0.586	0.364	51	89	36	104
	ADHOMINEM (†)	0.496	0.512	0.598	0.498	0.750	105	35	106	34
$\mathcal{C}_{\text{PJ}}$	LambdaG	<b>0.955</b>	<b>0.990</b>	0.955	0.955	0.955	149	7	7	149
	IM	<u>0.920</u>	<u>0.980</u>	0.916	0.878	0.958	137	19	6	150
	COAV	0.901	0.960	0.901	0.910	0.893	142	14	17	139
	TAVeer	0.885	0.939	0.889	0.923	0.857	144	12	24	132
	FeVecDiff (LR)	0.878	0.889	0.886	0.835	0.942	147	9	29	127
	FeVecDiff (MLP)	0.865	0.930	0.878	0.803	0.968	151	5	37	119
	SiamBERT	0.865	0.920	0.873	0.828	0.923	144	12	30	126
	SiamBERT (†)	0.740	0.805	0.771	0.690	0.872	136	20	61	95
	ADHOMINEM	0.673	0.787	0.625	0.733	0.545	85	71	31	125
	ADHOMINEM (†)	0.590	0.593	0.642	0.569	0.737	115	41	87	69

	Method	Acc.	AUC	F1	Prec.	Rec.	TP	FN	FP	TN
$C_{Apric}$	LambdaG	<b>0.909</b>	<b>0.961</b>	0.911	0.929	0.893	158	12	19	151
	IM	0.885	0.939	0.878	0.824	0.940	140	30	9	161
	COAV	0.832	0.910	0.840	0.882	0.802	150	20	37	133
	TAVeer	0.829	0.891	0.822	0.788	0.859	134	36	22	148
	FeVecDiff (LR)	0.829	0.920	0.839	0.795	0.888	151	19	39	131
	FeVecDiff (MLP)	0.821	0.895	0.828	0.795	0.865	147	23	38	132
	SiamBERT	0.629	0.655	0.652	0.615	0.694	118	52	74	96
	SiamBERT (†)	0.800	0.871	0.814	0.760	0.876	149	21	47	123
	ADHOMINEM	0.553	0.610	0.510	0.564	0.465	79	91	61	109
	ADHOMINEM (†)	0.526	0.592	0.410	0.544	0.329	56	114	47	123
$C_{Trip}$	LambdaG	<b>0.760</b>	<b>0.822</b>	0.758	0.750	0.766	180	60	55	185
	IM	0.694	0.761	0.610	0.479	0.839	115	125	22	218
	COAV	0.685	0.748	0.684	0.683	0.686	164	76	75	165
	TAVeer	0.690	0.729	0.655	0.588	0.738	141	99	50	190
	FeVecDiff (LR)	0.533	0.534	0.533	0.533	0.533	128	112	112	128
	FeVecDiff (MLP)	0.477	0.475	0.516	0.480	0.558	134	106	145	95
	SiamBERT	0.529	0.551	0.555	0.526	0.588	141	99	127	113
	SiamBERT (†)	0.581	0.586	0.623	0.567	0.692	166	74	127	113
	ADHOMINEM	0.494	0.497	0.475	0.493	0.458	110	130	113	127
	ADHOMINEM (†)	0.502	0.525	0.505	0.502	0.508	122	118	121	119
$C_{Yelp}$	LambdaG	<b>0.765</b>	<b>0.839</b>	0.769	0.783	0.755	188	52	61	179
	IM	0.650	0.735	0.613	0.554	0.686	133	107	61	179
	COAV	0.638	0.728	0.640	0.646	0.635	155	85	89	151
	TAVeer	0.671	0.749	0.686	0.721	0.655	173	67	91	149
	FeVecDiff (LR)	0.508	0.514	0.561	0.507	0.629	151	89	147	93
	FeVecDiff (MLP)	0.508	0.507	0.543	0.507	0.583	140	100	136	104
	SiamBERT	0.571	0.594	0.611	0.559	0.675	162	78	128	112
	SiamBERT (†)	0.658	0.727	0.703	0.622	0.808	194	46	118	122
	ADHOMINEM	0.537	0.568	0.456	0.554	0.388	93	147	75	165
	ADHOMINEM (†)	0.521	0.588	0.498	0.523	0.475	114	126	104	136
$C_{IMDB}$	LambdaG	<b>0.796</b>	<b>0.874</b>	0.791	0.772	0.811	618	182	144	656
	IM	0.778	0.858	0.783	0.798	0.768	638	162	193	607
	COAV	0.730	0.802	0.730	0.729	0.731	583	217	215	585
	TAVeer	0.691	0.752	0.668	0.621	0.722	497	303	191	609
	FeVecDiff (LR)	0.618	0.644	0.639	0.606	0.675	540	260	351	449
	FeVecDiff (MLP)	0.563	0.593	0.566	0.562	0.569	455	345	354	446
	SiamBERT	0.621	0.672	0.652	0.602	0.711	569	231	376	424
	SiamBERT (†)	0.739	0.817	0.755	0.712	0.804	643	157	260	540
	ADHOMINEM	0.541	0.553	0.525	0.544	0.507	406	394	341	459
	ADHOMINEM (†)	0.581	0.638	0.552	0.594	0.515	412	388	282	518
$C_{Blog}$	LambdaG	<b>0.891</b>	<b>0.954</b>	0.891	0.892	0.890	803	97	99	801
	IM	0.827	0.908	0.812	0.750	0.886	675	225	87	813
	COAV	0.781	0.867	0.789	0.820	0.761	738	162	232	668
	TAVeer	0.781	0.867	0.778	0.767	0.789	690	210	185	715
	FeVecDiff (LR)	0.839	0.921	0.832	0.873	0.794	715	185	104	796
	FeVecDiff (MLP)	0.810	0.882	0.811	0.805	0.818	736	164	178	722
	SiamBERT	0.749	0.843	0.770	0.711	0.840	756	144	308	592
	SiamBERT (†)	0.701	0.776	0.719	0.679	0.763	687	213	325	575
	ADHOMINEM	0.601	0.647	0.550	0.630	0.488	439	461	258	642
	ADHOMINEM (†)	0.647	0.718	0.612	0.680	0.557	501	399	236	664

	Method	Acc.	AUC	F1	Prec.	Rec.	TP	FN	FP	TN
$\mathcal{C}_{\text{Amazon}}$	LambdaG	<b>0.921</b>	<b>0.977</b>	0.921	0.922	0.919	1107	93	97	1103
	IM	0.856	0.932	0.855	0.851	0.859	1021	179	167	1033
	COAV	0.801	0.884	0.805	0.820	0.790	984	216	261	939
	TAVeer	0.842	0.915	0.839	0.822	0.857	986	214	164	1036
	FeVecDiff (LR)	<u>0.901</u>	<u>0.968</u>	0.904	0.876	0.934	1121	79	159	1041
	FeVecDiff (MLP)	0.863	0.937	0.864	0.855	0.874	1049	151	178	1022
	SiamBERT	0.856	0.937	0.864	0.821	0.912	1094	106	239	961
	SiamBERT (†)	0.864	0.941	0.871	0.830	0.916	1099	101	225	975
	ADHOMINEM	0.586	0.619	0.578	0.590	0.568	681	519	474	726
	ADHOMINEM (†)	0.671	0.759	0.622	0.732	0.540	648	552	237	963
$\mathcal{C}_{\text{AllNews}}$	LambdaG	<u>0.705</u>	<u>0.777</u>	0.689	0.652	0.729	868	463	322	1009
	IM	0.676	0.739	0.616	0.520	0.756	692	639	223	1108
	COAV	0.633	0.701	0.638	0.648	0.629	863	468	510	821
	TAVeer	0.635	0.682	0.614	0.581	0.651	773	558	414	917
	FeVecDiff (LR)	0.663	0.729	0.696	0.634	0.772	1028	303	593	738
	FeVecDiff (MLP)	0.634	0.693	0.637	0.632	0.643	856	475	499	832
	SiamBERT	0.603	0.647	0.631	0.590	0.677	901	430	626	705
	SiamBERT (†)	<b>0.807</b>	<b>0.886</b>	0.809	0.799	0.820	1092	239	275	1056
	ADHOMINEM	0.506	0.511	0.572	0.505	0.660	879	452	862	469
	ADHOMINEM (†)	0.551	0.549	0.610	0.539	0.702	935	396	799	532

In addition to Table 1, Figure 2 shows 95% confidence intervals for Accuracy, calculated using the classical standard error estimate for a proportion, under the simplifying assumption of *independent and identically distributed* (i.i.d.) test data:

$$\text{SE} = \sqrt{\frac{1}{n}(\text{Accuracy} \times (1 - \text{Accuracy}))} \quad (5)$$

Here,  $n$  indicates the total number of tests performed. Even though there is no obvious reason to take the i.i.d. assumption seriously due to the non-trivial sampling process of our test datasets (see Section 6.1) and the relatively high number of potential comparisons involved, we can consider the resulting standard errors as a rough indication of the potential size of statistical fluctuations and an assessment of whether the observed performance improvements really suggest the presence of actual effects.

When considering the overall pattern of results, we can conclude that LambdaG is superior to the other AV baselines as LambdaG is the only method that is consistently ranked at the top for Accuracy for most corpora. This consistency across many corpora representing different AV scenarios in terms of lengths and genres is a strong suggestion that this effect is genuine.

When judging the robustness of this difference by looking at the overlap of the confidence intervals, LambdaG’s superiority is clear for  $\mathcal{C}_{\text{Yelp}}$ ,  $\mathcal{C}_{\text{Blog}}$  and  $\mathcal{C}_{\text{Amazon}}$ . IM is the only method that tends to be a close second in many corpora, often with substantial overlap in the error bars with LambdaG ( $\mathcal{C}_{\text{Enron}}$ ,  $\mathcal{C}_{\text{Wiki}}$ ,  $\mathcal{C}_{\text{ACL}}$ ,  $\mathcal{C}_{\text{PJ}}$ ,  $\mathcal{C}_{\text{Apric}}$ , and  $\mathcal{C}_{\text{IMDB}}$ ). For  $\mathcal{C}_{\text{ACL}}$ , although LambdaG is ranked first, there is a substantial overlap in the confidence intervals with both IM and COAV but all these methods are clearly superior to all the neural network approaches. There are only two corpora for which LambdaG is not ranked as first:  $\mathcal{C}_{\text{Stack}}$  and  $\mathcal{C}_{\text{AllNews}}$ . For  $\mathcal{C}_{\text{Stack}}$ , the best method is FeVecDiff (LR) but LambdaG is a close second, with the confidence interval substantially overlapping with FeVecDiff (MLP). For  $\mathcal{C}_{\text{AllNews}}$ , LambdaG comes second to SiamBERT (†) and this difference is significant. However, it is important to note that SiamBERT (†) could have exploited any topic bias in the data. For all other corpora, LambdaG always performs better than SiamBERT (†) and ADHOMINEM (†), despite the fact that any correlation between author and topic could have been exploited in each corpora. We do not have an explanation for why SiamBERT (†) outperforms all other methods only in  $\mathcal{C}_{\text{AllNews}}$ , but we advance the hypothesis that  $\mathcal{C}_{\text{AllNews}}$  contains data with a significant author/topic bias such that the task is made easier when content words are included. This hypothesis is supported by the extremely poor performance of SiamBERT (†) on  $\mathcal{C}_{\text{Stack}}$ , which is a corpus explicitly designed to penalize AV methods that exploit topic information. Table 2 instead shows the values of  $C_{\text{llr}}$  and  $C_{\text{llr}}^{\text{min}}$  for both  $\lambda_G$  and  $\Lambda_G$ , since both are log-likelihood ratios. A significant discrepancy is observed between the  $C_{\text{llr}}$  and the  $C_{\text{llr}}^{\text{min}}$  values for  $\lambda_G$ , indicating that  $\lambda_G$  is

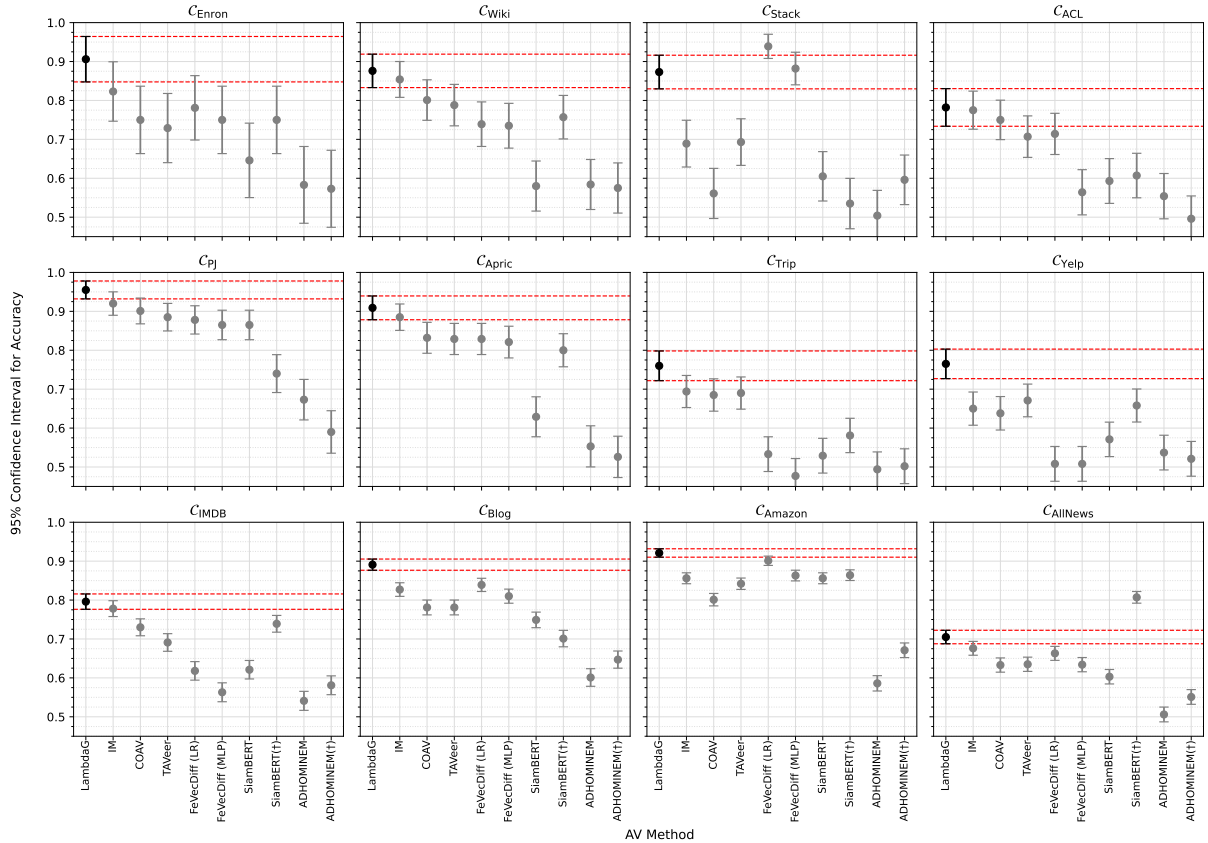


Figure 2: 95% Confidence Intervals for Accuracy.

uncalibrated. This means that although higher values of  $\lambda_G$  do correctly correspond to  $Y$ -cases, the scale of variation does not reflect the expectations of a perfectly calibrated system, where  $\lambda_G = 0$  means an inconclusive result, a positive value suggests a  $Y$ -case, and a negative value suggests an  $N$ -case. When  $\lambda_G$  is turned into  $\Lambda_G$  by fitting a logistic regression on training data, however, the lower values of  $C_{llr}(\Lambda_G)$  are evidence that  $\Lambda_G$  is well calibrated.

Corpus	$C_{llr}(\lambda_G)$	$C_{llr}(\Lambda_G)$	$C_{llr}^{\min}$
$\mathcal{C}_{Enron}$	3.630	0.432	0.315
$\mathcal{C}_{Wiki}$	2.026	0.457	0.405
$\mathcal{C}_{Stack}$	5.716	0.499	0.411
$\mathcal{C}_{ACL}$	18.038	0.885	0.636
$\mathcal{C}_{PJ}$	2.000	0.254	0.143
$\mathcal{C}_{Apric}$	2.811	0.397	0.337
$\mathcal{C}_{Trip}$	2.666	0.752	0.715
$\mathcal{C}_{Yelp}$	1.872	0.726	0.691
$\mathcal{C}_{IMDB}$	2.714	0.648	0.626
$\mathcal{C}_{Blog}$	2.969	0.424	0.403
$\mathcal{C}_{Amazon}$	1.604	0.302	0.286
$\mathcal{C}_{AllNews}$	9.920	0.812	0.797

Table 2: Values of  $C_{llr}$  and  $C_{llr}^{\min}$  for  $\lambda_G$  and for  $\Lambda_G$  generated by calibrating  $\lambda_G$  with the logistic regression calibration method.  $C_{llr}^{\min}$  is identical for both  $\lambda_G$  and  $\Lambda_G$ .

All results shown in Table 1 and Table 2 were obtained with LambdaG using the hyperparameters  $r = 100$  and  $N = 10$ . Figure 3 shows how changes in these hyperparameters affects Accuracy, revealing that the method is robust in the choice of these hyperparameters. It is clear from the graph that  $r = 1$ , meaning that only one reference Grammar Model  $G_{ref}$  is extracted from the reference corpus, is not enough to achieve optimal results. However, in most corpora  $r = 100$  is not needed as performance stabilize at  $r = 30$ . Regarding the other hyperparameter  $N$ , the order of the  $n$ -gram model, the value  $N = 10$  was chosen to ensure that grammatical dependencies are captured even for long sentences and Figure 3 does suggest that this assumption is correct. For example, for a corpus such as  $\mathcal{C}_{PJ}$  consisting of chat messages

or  $\mathcal{C}_{\text{Enron}}$  consisting of emails,  $N = 2$  is enough. In contrast, for the academic papers in  $\mathcal{C}_{\text{ACL}}$  and the news in  $\mathcal{C}_{\text{AllNews}}$  a larger order of the model clearly has an advantage. In all corpora, however, there is no gain in increasing  $N$  to 20.

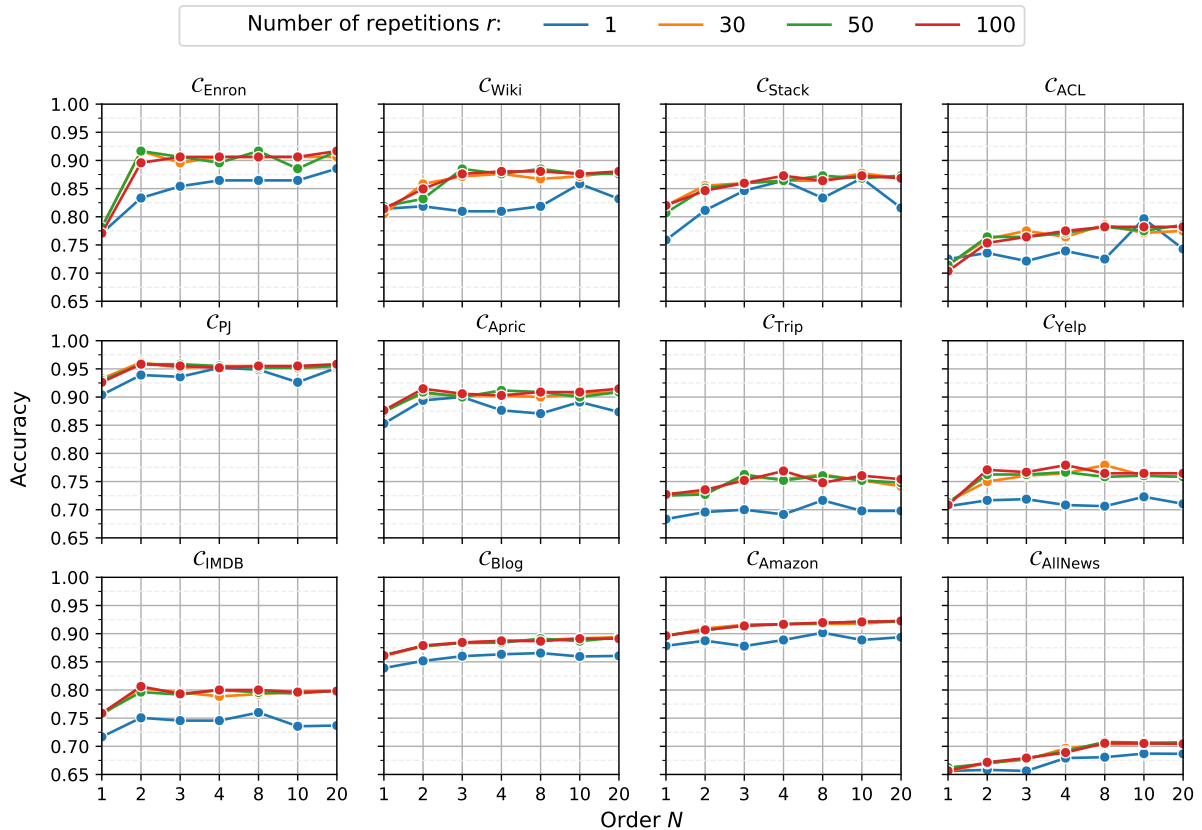


Figure 3: Variation in Accuracy depending on the number of repetitions,  $r$ , and orders of the  $n$ -gram model,  $N$ .

Another important robustness test that we performed is the selection of the reference data. Reliance on external data is a potential limitation for all binary extrinsic AV methods such as IM. As explained in Section 1, IM, suffers a substantial loss in performance if the impostors are selected from another genre. **LambdaG** has the same crucial requirement that a reference corpus  $\mathbb{D}_{\text{ref}}$  is collected and it is presumably important that  $\mathbb{D}_{\text{ref}}$  is as compatible as possible, especially in genre, with  $\mathcal{D}_{\mathcal{A}}$  and  $\mathcal{D}_{\mathcal{U}}$ . To test the robustness of **LambdaG** to variations in  $\mathbb{D}_{\text{ref}}$  type we ran 144 tests by pairing each of the twelve corpora to every other corpora. For example, we performed the analysis for  $\mathcal{C}_{\text{Enron}}$  but we used as  $\mathbb{D}_{\text{ref}}$   $\mathcal{C}_{\text{ACL}}$ . We then calculated Accuracy and  $C_{\text{Itr}}$  for all combinations and we produced a plot for each metric displaying the resulting drop in performances when using a different  $\mathbb{D}_{\text{ref}}$  (Figure 4). The diagonal of Figure 4 (top) shows the same results reported in Table 1, which function as the benchmark of performance for each row of the plot, corresponding to the corpus being tested.

These results show that, as expected, the performance of **LambdaG** can be strongly affected by genre variations in the reference corpus. However, the performance loss overall is not as dramatic as it would be expected for a method such as IM [51]. Firstly, for reasonable cross-corpus comparisons such as using  $\mathcal{C}_{\text{Yelp}}$  as reference for problems in  $\mathcal{C}_{\text{Amazon}}$ , where both corpora are reviews, the loss in Accuracy is small. Secondly and more surprisingly, ‘unreasonable’ comparisons such using the academic papers from  $\mathcal{C}_{\text{ACL}}$  as reference data for problems in a corpus of chat logs such as  $\mathcal{C}_{\text{PJ}}$  leads to a reduction of, relatively speaking, only 0.27 Accuracy. Such a loss is clearly substantial but the expectation given the literature is that the method should perform at random in such a case. This is a comparison that a human analyst would be unlikely to perform and therefore it is a real test of the lower limits in terms of robustness to reference corpora.

Examining Figure 4 (top) row-wise, the most notable pattern is that the two corpora that suffer the most performance loss overall are  $\mathcal{C}_{\text{PJ}}$  and  $\mathcal{C}_{\text{Stack}}$ . For  $\mathcal{C}_{\text{PJ}}$  the explanation is likely to be that it is the only corpus with sentences corresponding to chat messages, and therefore any match of this corpus with other corpora suffers from this important difference. The chat logs in  $\mathcal{C}_{\text{PJ}}$  are also the texts with the

lowest level of formality and highest degree of linguistic freedom among all corpora. For  $\mathcal{C}_{\text{Stack}}$  this result could be due to its hybrid genre character (forum posts on academic topics) or it could simply be due the use of several tags to mask mathematical expressions or computer code. When looking at Figure 4 column-wise, instead, the most notable pattern is that using  $\mathcal{C}_{\text{ACL}}$  or  $\mathcal{C}_{\text{AllNews}}$  as reference corpora tends to affect performance more drastically for the majority of corpora, which again could be explained by their relatively higher degree of formality compared to the other corpora. All in all, this analysis suggests that, for  $\mathcal{C}_{\text{PJ}}$  and  $\mathcal{C}_{\text{Stack}}$  the reference corpus has a moderate impact on performance, while for all other corpora it is only the use of  $\mathcal{C}_{\text{ACL}}$  or  $\mathcal{C}_{\text{AllNews}}$  as a reference where this modest impact can be observed. For most other cross-corpus comparisons, the effect of using a different reference corpus is tolerable.

We also present the results for the  $C_{\text{IIR}}$  metric in Figure 4 (bottom). As explained in Section 6.4, a  $C_{\text{IIR}}$  value close to or equal to one means that the system is not providing any useful information, while a  $C_{\text{IIR}}$  value higher than 1 means that results tend to be misleading (e.g., negative  $\Lambda_G$  for a Y-problem). None of the cross-genre comparisons produce  $C_{\text{IIR}}$  higher than one, meaning that in all cases, on average, the values of  $\Lambda_G$  are not misleading the analyst but can be, at worst, inconclusive with  $\Lambda_G \approx 0$ . These results support the principle that an analyst should always compile a reference data set that is as close as possible to the case data [65]. However, the results do also suggest that LambdaG is certainly stable to small variations in genre or reference corpus composition.

The final tests we carried out relate to the contribution of POSNoise to the algorithm. We firstly performed a comparison of LambdaG as implemented in Algorithm 1 vs. LambdaG without applying the POSNoise function. The rationale for this test is to understand whether more authorial information can be extracted and exploited using this method beyond just grammatical structure. The results in Table 3 show that, regarding Accuracy and AUC, in all cases the proposed version of Algorithm 1 with the POSNoise pre-processing is better performing than a version of the algorithm without this pre-processing. The difference in Accuracy is not large but it is systematic across all corpora, meaning that the method is clearly superior when the focus is entirely on grammar.

	$\Delta\text{Acc.}$	$\Delta\text{AUC}$	$\Delta\text{F1}$	$\Delta\text{Prec.}$	$\Delta\text{Rec.}$	$\Delta\text{TP}$	$\Delta\text{FN}$	$\Delta\text{FP}$	$\Delta\text{TN}$
$\mathcal{C}_{\text{Enron}}$	0.031	0.039	0.039	-0.017	0.083	4	-4	1	-1
$\mathcal{C}_{\text{Wiki}}$	0.026	0.003	0.029	0.022	0.036	4	-4	-2	2
$\mathcal{C}_{\text{Stack}}$	0.005	0.001	-0.002	0.047	-0.044	-5	5	-6	6
$\mathcal{C}_{\text{ACL}}$	0.057	0.050	0.031	0.106	-0.050	-7	7	-23	23
$\mathcal{C}_{\text{PJ}}$	0.009	0.005	0.010	0.001	0.019	3	-3	0	0
$\mathcal{C}_{\text{Apric}}$	0.077	0.042	0.084	0.038	0.129	22	-22	-4	4
$\mathcal{C}_{\text{Trip}}$	0.037	0.049	0.048	0.022	0.071	17	-17	-1	1
$\mathcal{C}_{\text{Yelp}}$	0.057	0.046	0.063	0.043	0.083	20	-20	-7	7
$\mathcal{C}_{\text{IMDB}}$	0.080	0.101	0.091	0.070	0.108	87	-87	-42	42
$\mathcal{C}_{\text{Blog}}$	0.063	0.038	0.066	0.048	0.083	75	-75	-38	38
$\mathcal{C}_{\text{Amazon}}$	0.046	0.030	0.046	0.041	0.050	60	-60	-49	49
$\mathcal{C}_{\text{AllNews}}$	0.043	0.049	0.059	0.034	0.076	101	-101	-15	15

Table 3: Differences in evaluation results when applying POSNoise in LambdaG compared to omitting it. Positive values (shaded in blue) indicate results improvement, while negative values (shaded in red) indicate results degradation by using POSNoise.

Secondly, we evaluated LambdaG using a variant of POSNoise similar to TextDistortion, but instead of utilizing POS tags, we replaced all non-functional items with asterisks. The results, presented in Table 4, indicate that the POS tag labels contribute very little information overall, implying that a POS tagger might not be necessary.

As explained in Section 6.3, the advantage of LambdaG is that it can be better interpreted than other methods. The analyst can produce a ranking of all sentences in  $\mathcal{D}_{\mathcal{U}}$  and each token can be color-coded according to its value of  $\lambda_G$ , similarly to COAV. Some of these visualizations explaining the features discovered are shown in Section 7.



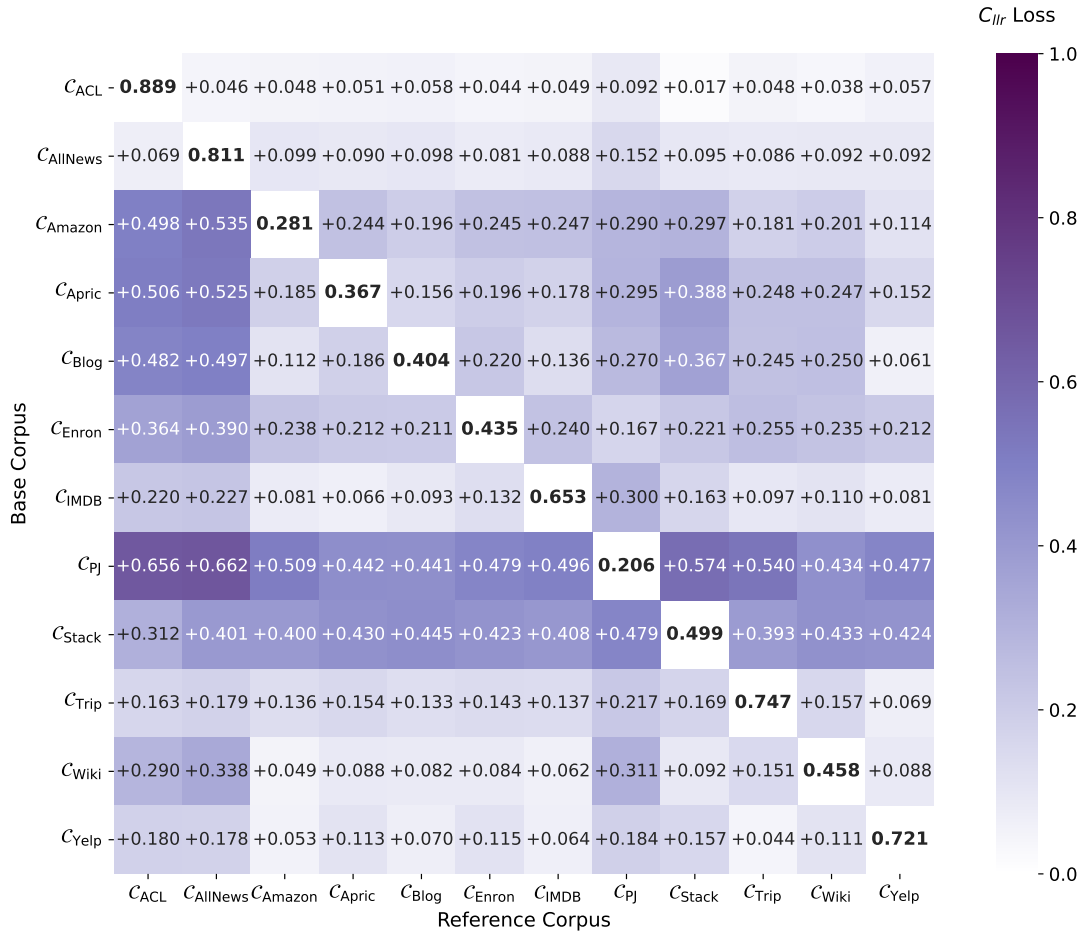
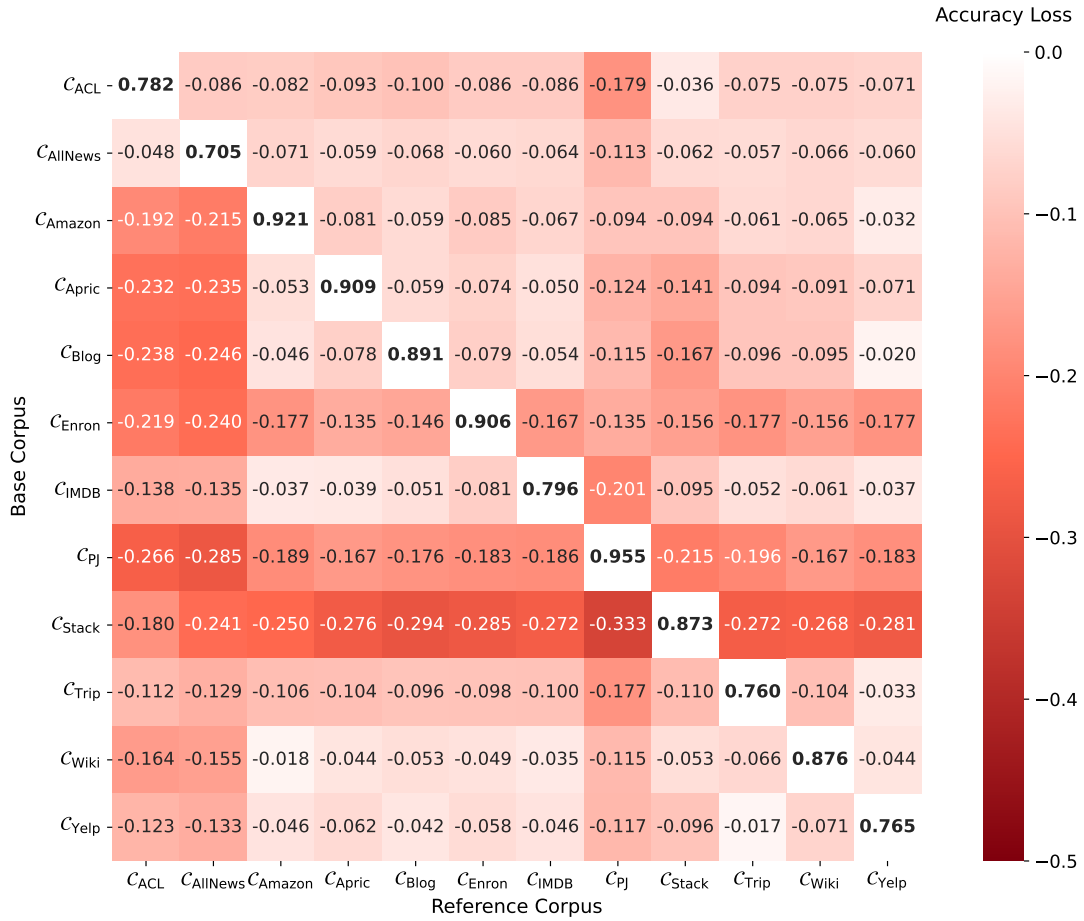


Figure 4: The loss in Accuracy (top) and  $C_{lr}$  (bottom) results for cross-corpora comparison, i.e., evaluating on Base Corpus while using reference texts  $\mathbb{D}_{ref}$  from Reference Corpus. Diagonal bold values denote the original Accuracy and  $C_{lr}$ , respectively. Darker shades denote a greater loss in performance.

	$\Delta\text{Acc.}$	$\Delta\text{AUC}$	$\Delta\text{F1}$	$\Delta\text{Prec.}$	$\Delta\text{Rec.}$	$\Delta\text{TP}$	$\Delta\text{FN}$	$\Delta\text{FP}$	$\Delta\text{TN}$
$\mathcal{C}_{\text{Enron}}$	0.010	0.010	0.014	-0.019	0.042	2	-2	1	-1
$\mathcal{C}_{\text{Wiki}}$	0.026	0.014	0.027	0.036	0.018	2	-2	-4	4
$\mathcal{C}_{\text{Stack}}$	0.000	-0.004	-0.001	0.008	-0.009	-1	1	-1	1
$\mathcal{C}_{\text{ACL}}$	-0.022	-0.014	-0.019	-0.033	-0.007	-1	1	5	-5
$\mathcal{C}_{\text{PJ}}$	0.016	0.000	0.017	0.001	0.032	5	-5	0	0
$\mathcal{C}_{\text{Apric}}$	-0.003	-0.004	-0.003	0.000	-0.006	-1	1	0	0
$\mathcal{C}_{\text{Trip}}$	0.014	0.010	0.019	0.007	0.029	7	-7	0	0
$\mathcal{C}_{\text{Yelp}}$	-0.014	-0.010	-0.019	-0.003	-0.038	-9	9	-2	2
$\mathcal{C}_{\text{IMDB}}$	0.015	0.013	0.014	0.019	0.010	8	-8	-16	16
$\mathcal{C}_{\text{Blog}}$	0.006	0.002	0.006	0.005	0.006	6	-6	-5	5
$\mathcal{C}_{\text{Amazon}}$	-0.002	-0.001	-0.003	0.003	-0.009	-10	10	-5	5
$\mathcal{C}_{\text{AllNews}}$	0.027	0.031	0.040	0.015	0.057	76	-76	5	-5

Table 4: Differences in evaluation results when applying POSNoise in LambdaG compared to applying the POSNoise without POS-Tagging (i.e., using a simple star). Positive values (shaded in blue) indicate results improvement, while negative values (shaded in red) indicate results degradation by using full POSNoise.

## 5 Discussion

We believe that our proposed LambdaG approach matches many desiderata of an AV method. The evaluation on our set of 12 corpora demonstrates that LambdaG works consistently well for relatively short texts in a variety of different genres. In addition, because the method only considers information in functional items, LambdaG is also minimally affected by potential content biases in the data, such as named entities or topic. In contrast to the other very successful binary-extrinsic AV method, IM, LambdaG tends to be much more robust to variations in the reference corpus. Moreover, unlike IM, which relies on the similarity between vectors of thousands of character  $n$ -grams, LambdaG generates text heat maps that aid the analyst’s understanding of the output of the method. Finally, LambdaG is unique among other AV methods in being motivated by Cognitive Linguistics and in having a theoretical explanation for its mechanisms.

We believe that its greater scientific plausibility justifies LambdaG over other state-of-the-art methods. Since the pioneering study of Mosteller and Wallace [94], it is well known that the frequency of functional items distinguish authors and this conclusion is also evident in our results. The reason why this is the case, however, has always been seen as a mystery in the field of authorship analysis and stylometry [69]. A connection between the unreasonable effectiveness of these functional items and Cognitive Linguistics has been proposed by Nini [97] and we believe that the success of LambdaG is additional evidence for these explanations.

As outlined in Section 2, the mental representation of the grammar for an individual can be seen as a probability model over lexicogrammatical chunks quite like the Grammar Models used in LambdaG. Although language modeling is seen in computational linguistics as a tool and not necessarily a realistic representation of language, evidence from Cognitive Linguistics suggests that, in reality, a language model, while not being realistic as a model of linguistic production, is instead a plausible representation of how knowledge of grammar is stored in the mind, as well as an *in silico* model of the brain language system [127]. The mechanisms of such a sequential processing can be efficiently represented through the short-term correlations captured by  $n$ -gram models as done in this work.

A deeper connection between LambdaG and approaches to AV based on language modeling or, as for COAV, on compression algorithms can also be drawn, thus offering a plausible explanation for their success. Through the lenses of *Information Theory*, the average  $P(S; G)$  for each sentence  $S$  in  $\mathcal{D}$  can be also seen as an estimate of the cross-entropy rate of the Grammar Model  $G$  against the probability distribution of grammatical tokens that generates  $\mathcal{D}$ . In language modeling literature, the cross-entropy is often exponentiated to calculate the *perplexity* of a document given a model. Because for LambdaG the two alternative Grammar Models are compared in relation to the same  $\mathcal{D}$ , for the purposes of this AV application,  $\lambda_G$  is equivalent to comparing the perplexities of the candidate author’s model vs. the reference model given the same  $\mathcal{D}$  and assign the document to the candidate author if this perplexity is lower. The cross-entropy rate can also be interpreted as the average length in bits of a binary encoding

of grammatical tokens for a data-compression scheme that is optimized for the probability distribution  $P(\cdot; G)$ . For this reason, a language model can be seen as a text-compression scheme. This connection thus links compression and language model AV methods like **LambdaG** and **COAV** to the Cognitive Linguistics conception of an individual’s grammar as a compressed representation of real language usage encountered by said individual.

In addition to the successful results of **LambdaG**, we note that the qualitative explorations reported in Section 7 also constitute evidence that **LambdaG** captures linguistic behavior compatible with these Cognitive Linguistic explanations. That individuals vary greatly in their mental grammar, as theorized by Langacker, can be seen at play in these text heat maps. The theoretical interpretation of these results is that a stronger shade of red effectively means a greater likelihood that the token is entrenched for that individual’s unique grammar in contrast to the population. Although it is impossible to know for certain the effective mental status of the sequences found in the examples in Section 7, we propose that it is plausible to believe that the authors of these texts do not know that they use the sequences of tokens highlighted in red or that these sequences identify them in the general population. These sequences, which are often seemingly unremarkable (e.g., “enough to be **ADVERB VERB**” or “so **PRONOUN cant**”[sic]), can be extremely idiosyncratic and uniquely used only by the candidate author. Given the fact that the problems analyzed in this paper involve relatively short texts (the longest texts are just around 2000 tokens), we must conclude that these idiosyncratic units are easy to find and this conclusion therefore strongly supports Langacker’s proposal that most units in a language are not shared by many individuals.

We believe that additional evidence towards this assertion is given by the results of the cross-reference experiments. Controlling for genre compatibility is probably the hardest problem in AV and AA. **LambdaG** is very robust to this variation in many cases, much more than expected given the results of similar tests carried out on IM [51]. This is despite the incredible challenges in some of the comparisons, such as in the analysis of the  $C_{PJ}$  chat logs using as reference the academic papers in  $C_{ACL}$ . The genre differences between these two corpora cannot be greater and therefore it is hard to believe that the method is not performing at chance level. A possible explanation for the success of **LambdaG** in these circumstances is that the reference corpus effectively does not play a major role. If individual grammars are so different from each other, then the role of the reference corpus could be to just weight down the those units that are well-entrenched for most individuals (e.g., “of the”) and that therefore carry almost no authorial information. If this explanation is correct, then this means that once these common units are taken into account, the rest is idiosyncratic enough to be identifying.

Finally, due to the fact that these idiosyncratic units are easy to find within as little as 1,000 to 2,000 tokens, we add that a consequences of the present findings and of the underlying Cognitive Linguistic theory is that the grammar of a person can be seen as a behavioral biometric [97]. Similarly to handwriting, gait, typing patterns, computer mouse usage, and most features of human voice, grammar is also a cognitive process relying on procedural memory that strengthens with habit and repetition. We propose that this is the explanation underlying most if not all AV and AA methods that, by measuring the frequency of functional items, are indirectly analyzing the idiosyncratic grammar of an individual. It is possible that **LambdaG** is more successful because it is measuring this same phenomenon more directly.

## 5.1 Limitations and Future Research

We argue that future research should therefore continue in this direction of extracting better representations of the grammar of an individual. The **POSNoise** algorithm used here is language dependent and suffers from the use of general part of speech categories that are actually not compatible with Cognitive Linguistics, which instead predicts the existence of categories that are more semantic in nature and at lower degrees of abstraction. New future methods should embrace the close relationship between Cognitive Linguistics and Information Theory to gain more insight into grammar, which could consequently lead to further breakthroughs in AV.

In addition, **LambdaG** is still affected by genre differences and performs less well in registers where there is less variation, such as academic prose. These two last limitations affect more or less all existing algorithms which are outperformed by **LambdaG**, which could mean that these limitations are intrinsic to AV and, indeed, there would be good linguistic reasons for why this would be the case. Despite these limitations, future methods based on a better understanding of grammar could still lead to more progress. In this respect, the reliance on a reference corpus could also be seen as a limitation of any binary-extrinsic AV method. The tendency for future AV methods should be to increase the power of unary methods that consider only the documents within a verification case.

**LambdaG** also suffers from two limitations that also apply to **IM** because of their bootstrapping component: both algorithms are stochastic and a higher run time due to the number of repetitions. In our experiment we noted that **LambdaG** is faster than **IM**, although this depends on the specific implementation. Our test of the  $r$  hyperparameter also shows that 30 repetitions are enough for best performance, in contrast to the 100 iterations in **IM**. In addition, the computational complexity of **LambdaG** is still very limited compared to any method using neural networks and running on GPUs. To mitigate the effect of randomness in the bootstrapping, all experiments in this paper were run five times. However, a deterministic algorithm would definitely be preferable.

Finally, another limitation of the present paper is that the research was carried out entirely on English. The theory underlying **LambdaG** generalizes to other languages and for this reason the prediction is that it would also outperform the same baseline methods in other languages. The way Grammar Models are trained in languages with a rich morphology is likely to be different, however. Different tokenizers might have to be employed as well as different algorithms such as **POSNoise** to focus the model on the grammatical aspects of the text. Our test showing that POS tags are not necessary is also encouraging for the replicability of this algorithm for languages with less computational resources. In general, though, another goal for the future would therefore be to find a language-independent variant of **LambdaG**.

## 5.2 Final Remarks

The advances in AV made in this paper were possible because of the collaboration between Linguistics and Natural Language Processing. In the 2022 edition of the PAN competition on AV, Stamatatos et al. [121] concluded that “*all submissions, despite their increased level of sophistication in most of the cases, were outperformed by a naive baseline based on character  $n$ -grams and cosine similarity*” thus noticing a situation of stall in the progress on AV. Knowledge from Linguistics could resolve these stalls, as demonstrated in this paper, by shifting the point of view rather than adding more computational sophistication or making algorithms more complex. The method and philosophy introduced in the present work offer significant advancements in integrating Linguistics theory and Computer Science methods towards a new paradigm in AA and AV where these two fields are better harmonized. The task of identifying a writer from the language used in a text is really an application of Linguistics and there are various reasons for computational methods to maintain a close relationship with Linguistics. Firstly, these methods directly or indirectly exploit linguistic patterns that require knowledge of Linguistics to be described and understood. Secondly, knowledge of Linguistics is needed to understand and potentially explain in a court of law the reasons why these patterns identify or exclude a certain author. We believe that the work in this paper has made some significant advances in AV while also proposing and stimulating a paradigm change to move on from the impasse described by Stamatatos [121] towards new AV methods that are not only well-performing but also scientifically plausible.

## 6 Methods

In this section, we present the more technical details of our work, first with an introduction to the corpora we have compiled to evaluate **LambdaG**, then by providing more details about the **POSNoise** content-masking algorithm as well as the details of the Kneser-Ney smoothing algorithm, the likelihood ratio framework for forensic sciences and, finally, our own baseline method, **SiamBERT**, developed for this analysis.

### 6.1 Corpora

To evaluate **LambdaG**, we compiled a collection of 12 corpora covering a variety of challenges. These include, for instance, very short texts ( $\approx 5$  sentences), texts with a lack of coherence, texts with excessive use of slang, texts (of the same author) written at different times, texts with opposing topics, texts with distorted writing style caused by post-editing, texts with truncated sentences as well as non-standard spellings and missing spaces. In total, the corpora comprise 17,306 verification cases, where each corpus  $\mathcal{C} = \{c_1, c_2, \dots\}$  is split into author-disjunct training and test partitions based on a 40/60 ratio, resulting in 6,402 training and 10,904 test verification cases. Each  $c \in \mathcal{C}$  denotes a verification case  $(\mathcal{D}_{\mathcal{U}}, \mathbb{D}_{\mathcal{A}})$ , where  $\mathcal{D}_{\mathcal{U}}$  is an unknown document and  $\mathbb{D}_{\mathcal{A}}$  is a set of example documents of the known author  $\mathcal{A}$ . To counteract *population homogeneity*, a known bias in AV described by Bevendorff [14], we ensured that for each author  $\mathcal{A}$  there are exactly two verification cases i.e., one with **same-authorship** (Y) and one with **different-authorship** (N). Furthermore, we constructed all corpora so that the number of Y- and N-cases is equal, in other words, all training and test corpora are (strictly) **balanced**. In what follows, we describe all corpora in detail, underline their respective challenges and explain the respective pre-

Corpus	Genre	Topic	Partition	$ \mathcal{C} $	$\text{avg}(\mathbb{D}_{\mathcal{A}})$	$\text{avg}(\mathcal{D}_{\mathcal{U}})$
$\mathcal{C}_{\text{Enron}}$	E-mails	Related	$\mathcal{C}_{\text{train}}$	64	783 (3866)	906 (4432)
			$\mathcal{C}_{\text{test}}$	96	763 (3808)	882 (4391)
$\mathcal{C}_{\text{Wiki}}$	Wikipedia talk pages	Related	$\mathcal{C}_{\text{train}}$	150	467 (1266)	614 (1654)
			$\mathcal{C}_{\text{test}}$	226	492 (1328)	626 (1699)
$\mathcal{C}_{\text{Stack}}$	Q & A posts	Cross	$\mathcal{C}_{\text{train}}$	150	2204 (11247)	1972 (9956)
			$\mathcal{C}_{\text{test}}$	228	2306 (11803)	2114 (10700)
$\mathcal{C}_{\text{ACL}}$	Scientific papers	Related	$\mathcal{C}_{\text{train}}$	186	1707 (9497)	2553 (14196)
			$\mathcal{C}_{\text{test}}$	280	1479 (8250)	2492 (13913)
$\mathcal{C}_{\text{PJ}}$	Chat logs	Related	$\mathcal{C}_{\text{train}}$	208	594 (2329)	752 (2946)
			$\mathcal{C}_{\text{test}}$	312	592 (2324)	754 (2967)
$\mathcal{C}_{\text{Apric}}$	Forum posts	Related	$\mathcal{C}_{\text{train}}$	228	796 (3900)	825 (4023)
			$\mathcal{C}_{\text{test}}$	340	799 (3921)	817 (4020)
$\mathcal{C}_{\text{Trip}}$	Travel reviews	Related	$\mathcal{C}_{\text{train}}$	120	658 (3169)	249 (1186)
			$\mathcal{C}_{\text{test}}$	480	698 (3344)	252 (1202)
$\mathcal{C}_{\text{Yelp}}$	Hotel/restaurant reviews	Related	$\mathcal{C}_{\text{train}}$	320	139 (637)	167 (767)
			$\mathcal{C}_{\text{test}}$	480	139 (640)	167 (768)
$\mathcal{C}_{\text{IMDB}}$	Movie reviews	Mixed	$\mathcal{C}_{\text{train}}$	400	658 (3151)	374 (1796)
			$\mathcal{C}_{\text{test}}$	1600	690 (3291)	366 (1753)
$\mathcal{C}_{\text{Blog}}$	Blogs posts	Mixed	$\mathcal{C}_{\text{train}}$	1200	742 (3416)	881 (4086)
			$\mathcal{C}_{\text{test}}$	1800	740 (3385)	882 (4061)
$\mathcal{C}_{\text{Amazon}}$	Product reviews	Mixed	$\mathcal{C}_{\text{train}}$	1600	861 (4010)	869 (4041)
			$\mathcal{C}_{\text{test}}$	2400	860 (4009)	868 (4041)
$\mathcal{C}_{\text{AllNews}}$	News articles	Mixed	$\mathcal{C}_{\text{train}}$	1776	675 (3629)	941 (5064)
			$\mathcal{C}_{\text{test}}$	2662	680 (3665)	942 (5071)

Table 5: All corpora used and their key statistics. Notation:  $|\mathcal{C}|$  denotes the number of verification cases in each corpus  $\mathcal{C}$ , while  $\text{avg}(\mathbb{D}_{\mathcal{A}})$  and  $\text{avg}(\mathcal{D}_{\mathcal{U}})$  denotes the average token count (and character count in parentheses) of all  $\mathcal{D}_{\mathcal{A}} \in \mathbb{D}_{\mathcal{A}}$  and  $\mathcal{D}_{\mathcal{U}}$ , respectively.

processing steps (using *TextUnitLib* [52]) we have performed for each corpus. A compact overview of the 12 corpora, including their partitioning into training and test corpora, as well as further information can be found in Table 5.

### 6.1.1 $\mathcal{C}_{\text{Enron}}$

The  $\mathcal{C}_{\text{Enron}}$  corpus was derived from the well-known *Enron Email Dataset* [75], which has been used in many AV and AA studies, including [6, 23–25, 33, 38, 86, 98, 136], as well as in many other research areas. The *Enron email dataset* has gained considerable popularity in the authorship analysis community, likely due to the fact that it is (to the best of our knowledge) the only publicly available corpus of **real-world emails** with a guaranteed ground truth. Similar to previous AV studies, we also reduced the initial set to a smaller number of authors (in our case from 150 to 80), as only a few suitable emails were available for some of the authors. In total,  $\mathcal{C}_{\text{Enron}}$  consists of 362 documents, with each document representing a concatenation of several emails from the corresponding author in order to obtain a sufficient length. Since the emails in the *Enron Email Dataset* contain a wide range of noise, extensive preprocessing was necessary. To this end, we decided to manually preprocess all considered texts and instead create individual replacement rules for various types of noise. First, we removed URLs, email headers, greeting/closing formulas, email signatures, (phone) numbers, quotes as well as various non-letter repetitions. Next, we normalized UTF-8 symbols and, in a final step, replaced multiple consecutive spaces, line breaks and tabs with a single space. A similar preprocessing procedure was also described by Brocardo et al. [23, 24].

### 6.1.2 $\mathcal{C}_{\text{Wiki}}$

The  $\mathcal{C}_{\text{Wiki}}$  corpus consists of 752 excerpts from 288 Wikipedia talk page editors taken from the Wikipedia sockpuppets dataset, released by Solorio et al. [116]. The original dataset contains two partitions comprising sockpuppets and non-sockpuppets cases, where for  $\mathcal{C}_{\text{Wiki}}$  we only considered the latter subset. In addition, we did not use the full range of authors within the non-sockpuppets cases, as there were not sufficiently long texts available for each of the authors. Regarding the selected texts, we removed Wiki

markup, timestamps, URLs and other types of noise. Furthermore, we removed sentences containing many numbers, proper names and near-duplicate string fragments as well as truncated sentences.

### 6.1.3 $\mathcal{C}_{\text{Stack}}$

The  $\mathcal{C}_{\text{Stack}}$  corpus consists of 567 posts from 189 users crawled from the question-and-answer (Q & A) network *Stack Exchange* [117] in 2019. The network comprises 173 Q & A communities, with each community focusing on a specific topic (e. g., linguistics, computer science, philosophy, etc.). For the compilation of  $\mathcal{C}_{\text{Stack}}$ , which represents a **cross-topic** corpus, we collected questions and answers from users who were simultaneously active in the two thematically different communities *Cross Validated* ( $\mathcal{S}_1$ ) and *Academia* ( $\mathcal{S}_2$ ). The verification cases were constructed as follows. Each verification case consists of exactly two documents, a known and an unknown document  $\mathcal{D}_A$  and  $\mathcal{D}_U$ . Within the Y-cases,  $\mathcal{D}_A$  and  $\mathcal{D}_U$  were taken from  $\mathcal{S}_1$  and  $\mathcal{S}_2$  respectively, while within the N-cases  $\mathcal{D}_A$  and  $\mathcal{D}_U$  were taken from the same community  $\mathcal{S}_1$ . Due to the cross-topic nature of this corpus, AV methods that utilize topic-based features are more likely to provide inverse predictions (i. e., N-cases are more likely to be classified as Y and vice versa) while AV methods that use topic-agnostic features behave more robustly. Another challenge of  $\mathcal{C}_{\text{Stack}}$  is that the corpus is **highly unbalanced in terms of document length**, with lengths between 3,014 and 20,476 characters. To avoid stylistic distortions from the outset, we only used the original posts of the respective authors for all texts in  $\mathcal{C}_{\text{Stack}}$ , while subsequent edits by third parties (for the purpose of spelling or stylistic improvement) were excluded (*Stack Exchange* provides metadata to show exactly which parts of the text have been edited, and also allows the original unedited post to be retrieved.). In addition, we replaced equations/formulas, numerical values (e. g., percentages and currency values), dates, references and URLs with appropriate placeholders. The reason that we did not leave out the affected sentences and instead chose this approach was that we wanted to retain as much text content per author as possible to ensure a sufficient number of authors.

### 6.1.4 $\mathcal{C}_{\text{ACL}}$

The  $\mathcal{C}_{\text{ACL}}$  corpus comprises 466 excerpts from scientific papers by a total of 233 researchers, taken from the computational linguistics archive *ACL Anthology*<sup>8</sup>. The corpus was constructed in such a way that there are exactly two papers for each author<sup>9</sup>, dating from different time periods. The average time span between the two documents of each author is approximately 15.6 years, while the minimum and maximum time spans are 8 and 31 years, respectively. In addition to the temporal aspect of the documents in  $\mathcal{C}_{\text{ACL}}$ , another challenge of this corpus is the **formal language**, in which the use of stylistic devices (e. g., repetitions, metaphors or rhetorical questions) is more restricted in contrast to other text types such as chat logs, forum posts or product reviews. For the original papers, we have tried to limit the content of each text as much as possible to those sections that consist mainly of natural language text (e. g., *abstract*, *introduction*, *discussion*, *conclusion* or *future work*). To ensure that the extracted fragments are consistent with the remarks of Bevendorff et al. [14], we decided to preprocess each paper excerpt in  $\mathcal{C}_{\text{ACL}}$  (semi-)manually. Among other things, we removed tables, quotations and sentences that contained a large amount of non-linguistic content such as mathematical constructs as well as specific names of researchers, systems and algorithms. We also replaced (inline) mathematical expressions, references (e. g., “[12]”, “[SHL13]”), endophoric markers, numeric values and URLs with appropriate placeholders, as we did with the texts in  $\mathcal{C}_{\text{Stack}}$ .

### 6.1.5 $\mathcal{C}_{\text{PJ}}$

The  $\mathcal{C}_{\text{PJ}}$  corpus comprises a total of 738 chat logs from 260 sex offenders collected from the *Perverted-Justice*<sup>10</sup> portal. The chat logs were obtained from older instant messaging clients (e. g., MSN, AOL and Yahoo), whereby for each conversation we ensured that only the offender’s chat lines were extracted based on the annotations provided by the portal. To maximize variability in terms of conversation content, we selected chat lines from different messaging clients as well as from different time spans (where possible). A major challenge of  $\mathcal{C}_{\text{PJ}}$  is that it contains texts characterized by **excessive use of non-standard English** and also contains many chat-specific abbreviations and other forms of noise. This in turn makes it difficult to extract syntax-based features such as POS tags from the texts, at least when using NLP models trained on texts written in standard English (e. g., news articles or scientific documents). Another challenge of  $\mathcal{C}_{\text{PJ}}$  is that the text fragments it contains are **very short**, which in turn limits stylistic variability. In contrast to  $\mathcal{C}_{\text{Enron}}$ , we have automatically pre-processed the texts in this corpus.

<sup>8</sup><https://aclanthology.org>

<sup>9</sup>Using the metadata of the papers (more precisely, the author fields in the corresponding BibTex entries), we ensured that each paper was written by exactly one author.

<sup>10</sup><http://www.perverted-justice.com>

Among other things, we removed chat lines with less than 5 tokens and 10 characters or those containing usernames, timestamps, URLs and words with many repeating characters (e. g., “mmmhhmm”, “heehheeh” and “:-\*:-\*:-\*:-\*:-\*:-\*:-\*:-\*”). To further increase the variability in the content of each chat log  $X$ , we made sure that all contained lines  $(x_1, x_2, \dots, x_m)$  are different from each other. For this purpose, we applied a string similarity function to each pair  $(x_i, x_j)$  with  $i \neq j$ . As a metric for string similarity, we chose the *Levenshtein distance* (using *TheFuzz* library [112]) based on a threshold of 0.25, which we considered appropriate for our purposes. All pairs of lines that exceeded this threshold were discarded with respect to the text fragments.

### 6.1.6 $\mathcal{C}_{\text{Apric}}$

The  $\mathcal{C}_{\text{Apric}}$  corpus comprises 1,395 forum posts from 284 users crawled from the portal *The Apricity - A European Cultural Community* [7]. To compile the  $\mathcal{C}_{\text{Apric}}$ , we ensured that all posts within each verification case were collected from different sub-forums covering a variety of topics, including *anthropology*, *genetics*, *race and society* and *ethno-cultural discussion*. We then pre-processed each post and removed certain markup tags, URLs, forum signatures, quotations (as well as nested quotations that contained the original author’s content), and other types of noise, similar to what we did with the texts within the  $\mathcal{C}_{\text{Enron}}$  corpus. However, despite the pre-processing, some **textual peculiarities** remained in the texts, such as truncated sentences, spelling errors and missing spaces between adjacent words or between a punctuation mark and the following word. These can be seen as a challenge of  $\mathcal{C}_{\text{Apric}}$ , especially with regard to AV methods that use features based on word lists.

### 6.1.7 $\mathcal{C}_{\text{Trip}}$

The  $\mathcal{C}_{\text{Trip}}$  corpus consists of reviews from 300 bloggers, which were extracted from the *Webis TripAdvisor Corpus 2014*, compiled by Trenkmann and Spiel [125]. Given that the original corpus was not intended for AV purposes, we reformatted the data accordingly. While inspecting the data, we found that most of the included reviews were already of reasonable quality, so we only carried out moderate pre-processing. Among other things, we adjusted spaces next to punctuation marks (e. g., “( a light” → “(a light”) and normalized many character repetitions to a maximum of three characters (e. g., “(!!!!)” → “!!!”). Besides, we excluded reviews that contained too many named entities and we discarded authors for which only one review was available.

### 6.1.8 $\mathcal{C}_{\text{Yelp}}$

The  $\mathcal{C}_{\text{Yelp}}$  corpus comprises 2,400 reviews written by 400 so-called “Yelpers” extracted from the well-known *Yelp dataset* [137]. The corpus was developed with several challenges in mind. First, compared to all other corpora we have compiled, it contains the **shortest texts**, with each  $\mathcal{D}_u$  consisting of at most ten sentences. For this reason, the stylistic variability within these texts is correspondingly limited. Secondly, many reviews were written at **different times** (in several cases often about four years apart), so linguistic changes are to be expected in reviews written by the same person. Thirdly, most of the texts in the  $\mathcal{C}_{\text{Yelp}}$  are restaurant reviews, which focus heavily on similar topics such as food, atmosphere and taste experiences. To a lesser extent, however, other forms of reviews are also included in the corpus (e. g., about wedding or clothing stores), which are accompanied by **linguistic and also stylistic diversity** with respect to the authors. Fourth, some of the reviews contain a mixture of moderate and colloquial writing styles. Regarding the latter, we observed certain spelling variations in the texts (e.g. missing apostrophes within contractions), which may result in **noticeable loss of features** for AV methods that rely on word lists. For the review texts in  $\mathcal{C}_{\text{Yelp}}$ , we performed the following pre-processing steps. Sentences containing capitalized words throughout were removed (e. g., “I WAITED 4 HOURS IN THE BEND AND COULDN’T GET IN!!!!!!!!”), as were sentences containing quotes and many repetitive characters (e. g., “wait for a heart attack!!!! Incompetent staff!!!! will never come here again!!!!”). Moreover, we removed sentences that only consist of single words (e. g., “fraud. Fraud. Lies.”) as well as review-type summaries such as “Quality: 10/10; Service: 9/10;” “Ambience/Location: 10/10; Overall: 9.5/10”.

### 6.1.9 $\mathcal{C}_{\text{IMDB}}$

The  $\mathcal{C}_{\text{IMDB}}$  corpus consists of reviews from a total of 1000 IMDB users taken from the *IMDB-1M Dataset* published by Seroussi et al. [114]. From the original dataset, only the review texts and corresponding author names (more precisely, user IDs) were selected, while other metadata were discarded. Analogous to  $\mathcal{C}_{\text{Trip}}$ , here we also performed a slight preprocessing since the quality of the texts was already suitable for the AV task. Among others, we normalized spaces adjacent to punctuation marks (e. g., “but . . .

I” → “but . . . I”) and replaced year numbers with a placeholder (e. g., “1982” → “YEAR”). Furthermore, we also excluded authors for whom only one review was available as we did for  $\mathcal{C}_{\text{Trip}}$ .

### 6.1.10 $\mathcal{C}_{\text{Blog}}$

The  $\mathcal{C}_{\text{Blog}}$  corpus comprises 6,000 documents written by 1,500 bloggers, taken from the well-known *Blog Authorship Corpus*, released by Schler et al. [110]. The original dataset comprises 681,288 posts of 19,320 bloggers and was collected from *blogger.com* in 2004. However, a large proportion of the posts were not suitable for our purposes for various reasons. For example, many posts consisted of non-English content or contained too much noise (e. g., superfluous strings, duplicate phrases, quotes, etc.) that was difficult to preprocess without losing too much text for the respective authors. In addition, the amount of text was insufficient in itself for many authors. Therefore, we only considered a smaller fraction of the original corpus. To counteract various noise types, we first sampled sentences from the original posts and ensured that each sentence is solely restricted to (case-sensitive) English letters, spaces and standard punctuation marks. From the resulting texts we then removed sentences containing repeated characters (e. g., “?!?!?!”, “--” and “-. - ;”) and words (e. g., “FUN!! FUN!! FUN!!” and “kekeke”), as well as sentences with many capitalized words (e. g., “i am saying that WHOEVER HAS OPTUS PLEASE TELL ME”). Besides, we discarded sentences containing URLs, gibberish strings (e. g., “rak;db’dfth6yortyi95”, “aDr0” and “w00t”) as well as truncated sentences. Finally, we concatenated the preprocessed sentences into a single document, which in turn led to a **disruption of the coherence** of the resulting texts. Similar to  $\mathcal{C}_{\text{PJ}}$ , the texts in  $\mathcal{C}_{\text{Blog}}$  also exhibit an excessive amount of **non-standard English expressions** such as “w8 4” (*wait for*), “b4” (*before*), “2day” (*today*), “sum1’s” (*someone’s*) and “jnr” (*junior*). This can be seen as another challenge of  $\mathcal{C}_{\text{Blog}}$ , since the spelling of such words is not always consistently adhered to with respect to the authors.

### 6.1.11 $\mathcal{C}_{\text{Amazon}}$

The  $\mathcal{C}_{\text{Amazon}}$  corpus consists of 10,000 reviews written by 2,000 users, which were taken from the *Amazon Product Data* corpus, published by McAuley et al. [89]. The original dataset contains approximately 143 million product reviews of the online marketplace *Amazon* collected between 1996 and 2014. While this dataset possesses a comprehensive structure that includes reviews (*ratings, text, helpfulness votes*), product metadata (*descriptions, category information, price, brand, and image features*) and links (*also viewed/bought graphs*), we only used the reviewer IDs, their corresponding texts as well as the category information to compile our  $\mathcal{C}_{\text{Amazon}}$  corpus. Based on the latter, we selected for each author review texts from distinct product categories (in total there are 17 categories including *electronics, movies and TV* and *office products*), so that  $\mathcal{C}_{\text{Amazon}}$  represents a **mixed-topic** corpus. Regarding the texts that came from the *Amazon Product Data* corpus, we performed several preprocessing steps before selecting them for  $\mathcal{C}_{\text{Amazon}}$ . Among others, we normalized HTML-encoded punctuation marks with respect to their mapped characters (for example, “&#34; → ” or “&#8217; → ’). In addition, we have added spaces between punctuation marks and adjacent words (e. g., “‘daily use.I also’” → “daily use I also”) to allow for better separation of sentences. Furthermore, we removed sentences containing various forms of noise such as words with repetitive characters (e. g., “\*\*\*\*update\*\*\*\*” or “mix. . . . it”), many capitalized words “VERY NICELY MADE AND THE COLOR IS BEAUTIFUL”, non-natural strings (e. g., “A++++”, “(48x18x21)” or “(27 & 23 Lbs)”) as well as quotes.

### 6.1.12 $\mathcal{C}_{\text{AllNews}}$

The  $\mathcal{C}_{\text{AllNews}}$  corpus consists of 4,438 news articles written by 2,219 authors. The articles stem from the large well-known portal *All the News 2.0* [35], which consists of 2.7 million news articles and essays from 27 American news agencies and podcasting companies. From these, we limit ourselves to a single source, namely Reuters, which contains the largest number of news articles (840,094 in total). However, since not all articles were suitable for the creation of  $\mathcal{C}_{\text{AllNews}}$ , it was necessary to preprocess the initial Reuters subset accordingly. First, we discarded all authors who wrote only a single article, as otherwise there is no suitable possibility to construct two verification cases for each author. Next, we sorted all articles of each author by their publication year and kept only four articles (the two oldest and the two newest). The main reasons for this were, firstly, to maximize the stylistic diversity of each author and, secondly, to ensure a sufficient length of the resulting documents, which in some cases were heavily shortened due to the pre-processing. Based on the four documents per author, the pre-processing was carried out as follows. First, we removed all quotations (which are very common due to the nature of news articles) to mitigate the degree of stylistic distortion. Next, we removed headlines, sentences that consisted of more than 40 percent named entities and/or numeric tokens (e. g., dates, amounts of money, percentages, etc.), and article signatures that contained names of people who reported, wrote, and edited



the articles. Finally, we normalized apostrophes (e.g., “'” → “’”) and replaced multiple consecutive spaces with a single space. The pre-processing procedure severely impaired the coherence of the resulting documents, as the natural order of many sentences was no longer given and some sentences also resulted in a truncated form. The **impaired coherence** can be seen as a challenge of this corpus, as AV methods that use implicit features (e.g., character/word  $n$ -grams) may capture “artificial features” that occur across sentence boundaries. Another challenge of  $\mathcal{C}_{\text{AllNews}}$  is that the documents often have been **edited by other authors** (e.g., the editor-in-chief) before online publication, so the original writing style of the articles may be distorted to some extent. Unlike the *Stack Exchange* network, *All the News 2.0* does not provide metadata indicating which specific parts of the original article have been edited. Therefore, it was not possible for us to remove these retrospectively.

## 6.2 Topic-Masking via POSNoise

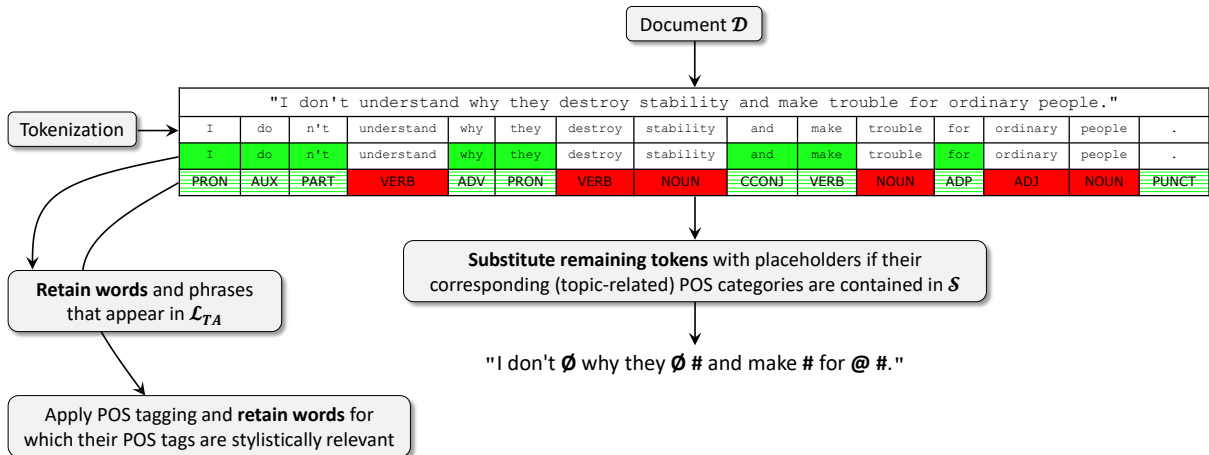


Figure 5: The POSNoise algorithm. Details on the notation can be found in [53].

Authorship Verification constitutes a similarity detection problem in which the subject of the similarity determination is the language of the author rather than other document aspects such as the topic [53]. However, a large number of existing AV methods including [1, 23, 25, 29, 83, 84, 86, 95, 102] use features that are directly influenced by the topic and thus run the risk of biasing their predictions accordingly. To counteract the problem of biased predictions regarding LambdaG, which also employs topic-affected features, we apply topic masking to all involved documents (see Algorithm 1). Topic masking is an approach to pre-process texts in such a way that topic-dependent text units such as words or phrases are masked by appropriate placeholders, while grammatical text units (e.g., determiners, conjunctions, contractions, prepositions, pronouns, auxiliary verbs, quantifiers, transitional phrases, etc.) are retained within the texts. Of the few topic masking approaches published in the literature, we chose POSNoise presented by Halvani and Graner [53], which proved to outperform the previously published topic masking approach called TextDistortion [119] in 34 out of 42 cases, with an increase in Accuracy of up to 10%.

## 6.3 N-Gram Language Modeling with Kneser-Ney Smoothing

This section provides a self-contained introduction to (modified) Kneser-Ney smoothing [32, 76]. Our main purpose is to provide the reader with all necessary details required to reproduce our AV method. For a more in-depth discussion of probabilistic and language modeling aspects, as well as for comparisons with other smoothing algorithms, we refer the reader to the original references [32, 76].

### 6.3.1 Basic Definitions and Notation

We assume we are given a dictionary  $\mathcal{T}$  and a corpus  $\mathcal{C}$ , the latter consisting of (pre-tokenized) sentences built out of tokens from  $\mathcal{T}$ . Sequences of tokens of length  $n$ , or  $n$ -grams, will be indicated by juxtaposition, such as in  $t_1 t_2 \dots t_n$ , and their observed frequencies will be denoted by:

$$c(t_1 t_2 \dots t_n) = \text{Number of occurrences of } t_1 t_2 \dots t_n \text{ in } \mathcal{C}. \quad (6)$$

In discussions of  $n$ -gram models, one usually encounters three special tokens:  $\langle \text{UNK} \rangle$ ,  $\langle \text{BOS} \rangle$  and  $\langle \text{EOS} \rangle$  - the "UNKnown token", "Begin Of Sentence" and "End Of Sentence" tokens. In order to avoid notational ambiguities we make here the convention that  $\langle \text{UNK} \rangle \in \mathcal{T}$ , but  $\langle \text{BOS} \rangle, \langle \text{EOS} \rangle \notin \mathcal{T}$ . In particular, sequences in  $\mathcal{C}$  can feature the  $\langle \text{UNK} \rangle$  token, but not the  $\langle \text{BOS} \rangle$  or  $\langle \text{EOS} \rangle$  tokens, which only play the role of book-keeping devices for  $n$ -gram functions such as (6), as explained below.

Category	Examples
Conjunctions	{and, as, because, but, either, for, hence, however, if, neither, nor, once, ...}
Determiners	{a, an, both, each, either, every, no, other, our, some, ...}
Prepositions	{above, across, after, among, below, beside, between, beyond, inside, outside, ...}
Pronouns	{all, another, any, anyone, anything, everything, few, he, her, hers, herself, ...}
Quantifiers	{any, certain, each, either, few, less, lots, many, more, most, much, neither, ...}
Auxiliary verbs	{can, could, might, must, ought, shall, will, ...}
Delexicalised verbs	{get, go, take, make, do, have, give, set, ...}
Empty verbs	{do, did, does, got, getting, have, had, had, gives, giving, gave, give, gets, ...}
Helping verbs	{am, is, are, was, were, be, been, being, will, should, would, could, ...}
Contractions	{i'm, i'd, i'll, i've, he's, it's, we'd, she's, it'll, we're, how's, you're, ...}
Adverbs of degree	{almost, enough, hardly, just, nearly, quite, simply, so, too, ...}
Adverbs of frequency	{again, always, never, normally, rarely, seldom, sometimes, usually, ...}
Adverbs of place	{above, below, everywhere, here, in, into, nowhere, out, there, ...}
Adverbs of time	{already, during, just, late, recently, still, then, sometimes, yet, ...}
Pronominal adverbs	{hereafter, hereby, thereafter, thereby, therefore, therein, whereas, wherever, ...}
Focusing adverbs	{especially, mainly, generally, only, simply, exactly, merely, solely, ...}
Conjunctive adverbs	{likewise, meanwhile, moreover, namely, nonetheless, otherwise, perhaps, rather, ...}
Transition words	{besides, furthermore, generally, hence, thus, however, subsequently, ...}
Transitional phrases	{of course, as a result, because of, in contrast, on the other hand, ...}
Phrasal prepositions	{as opposed to, in regard to, in spite of, out of, with regard to, ...}

Table 6: All categories of topic agnostic words and phrases whitelisted by POSNoise with some examples.

Corpus	Original / topic-masked sentences
$\mathcal{C}_{\text{Wiki}}$	If they actually censor anything is another question. If they @ $\emptyset$ anything is another #.
$\mathcal{C}_{\text{Stack}}$	When I took the course, I ended up not being able to learn from the professor When I took the #, I $\emptyset$ up not being @ to $\emptyset$ from the #
$\mathcal{C}_{\text{PJ}}$	going to wash clothes ,call me,tim going to $\emptyset$ # ,call me,§
$\mathcal{C}_{\text{Yelp}}$	Our meal started with a basket of freshly baked baguette and focaccia. Our # started with a # of @ $\emptyset$ # and #.
$\mathcal{C}_{\text{Blog}}$	Then, Anna, Peter and I all went to baker's Square. Then, §, § and I all went to #'s §.
$\mathcal{C}_{\text{Amazon}}$	I got a new mascara that was impervious to makeup remover I got a @ # that was @ to # #

Table 7: Comparison between the original texts and their resulting topic-masked representations generated by POSNoise [53, Algorithm: 1]. The semantics of the placeholders @,  $\emptyset$ , @, # and § can be looked up in [53, Table: 2].

The definition (6) is also valid for  $n$ -grams featuring the  $\langle \text{UNK} \rangle$  token, with the understanding that out-of-vocabulary tokens in  $\mathcal{C}$  should be replaced by  $\langle \text{UNK} \rangle$  before counting. The case of  $n$ -grams featuring the pseudo-tokens  $\langle \text{BOS} \rangle$  and  $\langle \text{EOS} \rangle$  is treated as follows: when counting the  $n$ -grams in  $\mathcal{C}$ , we pad all sentences with exactly  $n$   $\langle \text{BOS} \rangle$  tokens on the left, and a single  $\langle \text{EOS} \rangle$  token on the right. Our definition implies, in particular, that:

$$c(\langle \text{BOS} \rangle \langle \text{BOS} \rangle \cdots \langle \text{BOS} \rangle) = c(\langle \text{EOS} \rangle) = \text{Number of sentences in } \mathcal{C}$$

for any number of  $\langle \text{BOS} \rangle$  tokens in the left hand side of this equation. Furthermore,

$$c(\langle \text{BOS} \rangle \langle \text{BOS} \rangle \cdots \langle \text{BOS} \rangle t_1 t_2 \cdots t_n) \text{ and } c(t_1 t_2 \cdots t_n \langle \text{EOS} \rangle)$$

are given by the number of sentences that started and ended with the string  $t_1 t_2 \cdots t_n$ , respectively. Finally, for notational convenience, we define the left trimming operator  $L$  that maps  $n$ -grams into  $(n - 1)$ -grams:

$$L(t_1 t_2 \cdots t_n) = t_2 t_3 \cdots t_n, \quad (7)$$

$$L(t) = \emptyset \quad (8)$$

where  $\emptyset$  denotes the empty 0-gram.

### 6.3.2 Prefix and Suffix Counts

Kneser-Ney smoothing relies on a few other  $n$ -gram functions besides the basic counts  $c(\cdot)$  introduced in the previous subsection. Specifically, given an  $n$ -gram  $g$  and a positive integer  $r = 1, 2, \dots$ , we define:

$$N_r(\bullet g) = |\{t \in \mathcal{T} \cup \{\langle \text{BOS} \rangle\} : c(tg) = r\}|, \quad (9)$$

$$N_r(g\bullet) = |\{t \in \mathcal{T} \cup \{\langle \text{EOS} \rangle\} : c(gt) = r\}|, \quad (10)$$

and, correspondingly:

$$N_{r+}(\bullet g) = |\{t \in \mathcal{T} \cup \{\langle \text{BOS} \rangle\} : c(tg) \geq r\}|, \quad (11)$$

$$N_{r+}(g\bullet) = |\{t \in \mathcal{T} \cup \{\langle \text{EOS} \rangle\} : c(gt) \geq r\}|, \quad (12)$$

where  $|\cdot|$  specifies the cardinality of a set. In plain words, these functions provide the number of different prefixes or suffixes a  $n$ -gram has been observed with exactly, or at least,  $r$  times. Notice that all definitions automatically extend to the case where  $g = \emptyset$ , and we will use the shorthand notations  $N_r(\bullet) \equiv N_r(\emptyset\bullet)$  and  $N_r(\bullet\bullet) \equiv N_r(\bullet\emptyset\bullet)$ . The juxtaposition of the empty 0-gram to other  $n$ -grams is understood as *no operation*, e. g.,  $t\emptyset t' \equiv tt'$ .

### 6.3.3 N-gram Language Models

$N$ -gram language models provide a probabilistic description of language production that relies on two essential simplifying assumptions:

- Sentences are independent of each other.
- Tokens are conditionally independent of previous history, given a finite (fixed) number, say  $N$ , of preceding tokens.

According to these assumptions, the probability of sampling a document  $\mathcal{D}_m$ , consisting of  $m$  sentences  $S_1, S_2, \dots, S_m$ , from a stream of natural language would be given by:

$$P(\mathcal{D}_m|m) = \prod_{i=1}^m P(S_i) \quad (13)$$

where, in turn, the probability of a sentence  $S_i = t_{i,1}t_{i,2} \dots t_{i,z_i}$  is:

$$P(S_i) = \prod_{j=1}^{z_i+1} P(t_{i,j} | t_{i,j-N+1}t_{i,j-N+2} \dots t_{i,j-1}) \quad (14)$$

and we make the conventions  $t_{i,z_i+1} = \langle \text{EOS} \rangle$ ,  $t_{i,-1} = t_{i,-2} = \dots = t_{i,-N+1} = \langle \text{BOS} \rangle$ . As a parenthetical remark, we observe that the probability in Eq. (13) is conditional on the number  $m$  of sentences that compose the document  $\mathcal{D}_m$ , as reflected by our notation.

### 6.3.4 Kneser-Ney Smoothing

We are now ready to present the (modified) Kneser-Ney  $n$ -gram model of order  $N$ . The algorithm follows a general recursion scheme:

$$p_{\text{KN}}(t|g) = \alpha(t|g) + \gamma(g) \cdot p_{\text{KN}}(t|L(g)), \quad (15)$$

$$p_{\text{KN}}(t|\emptyset) = \alpha(t|\emptyset) + \gamma(\emptyset) \cdot \frac{1}{|\mathcal{T}| + 1}. \quad (16)$$

The functions  $\alpha(\cdot)$  and  $\gamma(\cdot)$  are defined by:

$$\alpha(t|g) = \begin{cases} \frac{\max(c_{\text{KN}}(gt) - D(c_{\text{KN}}(gt)), 0)}{\sum_{t' \in \mathcal{T}^*} c_{\text{KN}}(gt')} & \text{if } c(g) > 0, \\ 0 & \text{otherwise,} \end{cases} \quad (17)$$

and:

$$\gamma(g) = \begin{cases} \frac{\sum_{k=1}^{\infty} D(k)N_n(g\bullet)}{\sum_{t' \in \mathcal{T}^*} c_{\text{KN}}(gt')} & \text{if } c(g) > 0, \\ 1 & \text{otherwise,} \end{cases} \quad (18)$$

where  $\mathcal{T}^* \equiv \mathcal{T} \cup \{\langle \text{EOS} \rangle\}$ . In turn, the modified count functions  $c_{\text{KN}}(\cdot)$  are given by:

$$c_{\text{KN}}(t_1 t_2 \cdots t_n) = \begin{cases} c(t_1 t_2 \cdots t_n) & \text{if } n = N, \\ N_{1+(\bullet t_1 t_2 \cdots t_n)} & \text{otherwise.} \end{cases} \quad (19)$$

Finally,  $D(1), D(2), \dots$  are free parameters satisfying  $0 < D(k) < 1$ , whose optimal values can be estimated from data. The parameter space is usually made finite by assuming  $D(k) = D(r)$  for some  $r$  and  $k \geq r$ , in which case we can rewrite the infinite sum in (18) as:

$$\sum_{k=1}^{\infty} D(k) N_n(g\bullet) = \sum_{k=1}^{r-1} D(k) N_n(g\bullet) + D(r) N_{r+}(g\bullet).$$

In our work we use  $r = 3$ , as suggested by the original reference [32]. We conclude the Section with a few remarks:

- As shown in Eq. (16), the 1-gram distribution is interpolated with the uniform distribution over the extended dictionary  $\mathcal{T}^*$  (see next point). This is relevant to our application, since documents featuring tokens not seen during training would otherwise be assigned zero probability, *i.e.* infinite perplexity.
- The conditional probability  $p_{\text{KN}}(t|g)$  is defined for  $t \in \mathcal{T}^*$ , which is the reason why the denominator in the second term of (16) is  $|\mathcal{T}| + 1$ . In particular  $p_{\text{KN}}(\langle \text{EOS} \rangle|g)$  gives the probability that the  $N - 1$  gram  $g$  terminates the sentence, whereas  $p_{\text{KN}}(\langle \text{BOS} \rangle|g)$  is not defined (and indeed has no meaningful interpretation).
- The modified count (19) treats differently  $n$ -grams of top and lower orders, respectively. We can get some intuition about the usage of the prefix counts  $N_{1+(\bullet t_1 t_2 \cdots t_n)}$  for lower orders  $n$ -grams by noticing that these put more weights into tokens that are observed with many contexts, so that we may interpret  $N_{1+(\bullet t_1 t_2 \cdots t_n)}$  as (being proportional) to a kind of *continuation probability* [32]. If we want to insist with such a probabilistic interpretation, we may observe that *e.g.*,  $\frac{N_{1+(\bullet t_1 t_2)}}{N_{1+(\bullet\bullet)}}$  estimates the probability that, out of all distinct bigrams  $t_1 t_2$  found in a text corpus, the second token  $t_2 = t$ .
- Kneser-Ney smoothing as originally formulated [76] uses a constant discount function  $D(k) \equiv D$ , corresponding to  $r = 1$  in the present formulation. The proposal of a non-constant discount function  $D(k)$  was advanced by Chen and Goodman [32]. In the present paper we used a constant discount value of  $D = 0.75$ .

## 6.4 The Likelihood Ratio Framework

The Likelihood Ratio Framework for forensic sciences approaches the forensic analysis as an assessment of two competing hypotheses. Typically, in authorship verification, these hypotheses are:

- The *Prosecution Hypothesis* ( $H_p$ ): The disputed document ( $\mathcal{D}_U$ ) was written by the author of the known document(s) (the defendant,  $\mathcal{A}$ ).
- The *Defense Hypothesis* ( $H_d$ ): The disputed document ( $\mathcal{D}_U$ ) was not written by the author of the known document(s) (the defendant,  $\mathcal{A}$ ), but was written by someone else,  $\neg \mathcal{A}$ .

The police's or stakeholders' interest in the given evidence ( $E$ ), comprising  $\mathcal{D}_U$  and  $\mathcal{D}_A$ , is probabilistically expressed as the ratio of the following two Bayesian conditional probabilities:

$$\text{odds}_{\text{post}} = \frac{P(H_p|E = \{\mathcal{D}_U, \mathcal{D}_A\})}{P(H_d|E = \{\mathcal{D}_U, \mathcal{D}_A\})} \quad (20)$$

The numerator of Equation 20 states *Given the evidence, what is the probability of  $H_p$  being true?* The denominator of Equation 20 states *Given the same evidence, what is the probability of  $H_d$  being true?* If the ratio is greater than one, the evidence supports  $H_p$  more than  $H_d$ ; the larger than one is the ratio, the stronger the support for  $H_p$ . Similarly, if the ratio is smaller than one, the evidence supports  $H_d$  more than  $H_p$ ; the smaller than one is the ratio, the stronger the support for  $H_d$ . The ratio provided in Equation 20 is known as the posterior odds in Bayes' Theorem. These odds can be estimated using Bayes' Theorem, which, in its odds form is given in Equation 21.

$$\underbrace{\frac{P(H_p | E)}{P(H_d | E)}}_{\text{posterior odds}} = \underbrace{\frac{P(H_p)}{P(H_d)}}_{\text{prior odds}} \times \underbrace{\frac{P(E|H_p)}{P(E|H_d)}}_{\text{likelihood ratio}} \quad (21)$$

Equation 21 states that posterior odds can be estimated as the product of the prior odds and the likelihood ratio. The prior odds represents the trier-of-fact’s belief about the two competing hypotheses ( $H_p$  and  $H_d$ ) before observing the evidence (i. e., linguistic text evidence). The forensic scientist’s task is to evaluate the strength of the evidence, quantified in the form of a likelihood ratio. In other words, Equation 21 states that the belief of the trier-of-fact (prior odds), which was formed or influenced by other evidence presented prior to the linguistic text evidence, is updated through the evaluation of the linguistic text evidence ( $LR$ ), resulting in an up-to-date belief (posterior odds).

It is important to note that the forensic expert cannot estimate and legally must not refer to the posterior odds. They cannot estimate it logically because they are not privy of the trier-of-fact’s belief regarding the hypotheses and do not have access to other pieces of evidence presented prior to the linguistic text evidence. Legally, they must not refer to it because the posterior odds represents the ultimate issue of being guilty or innocence [88, p. 96] and this determination is a specific responsibility reserved only for the trier-of-fact. The odds form of Bayes’ Theorem explicitly outlines the role of the forensic scientist. In the Likelihood Ratio framework, their responsibility lies in estimating the strength of evidence in the form of a likelihood ratio. As indicated by the rightmost term of Equation 21, the likelihood ratio is the ratio between the probability of the evidence given  $H_p$  and the probability of the same evidence given  $H_d$ . The Likelihood Ratio serves as a gradient, quantifying how much more likely the evidence is given one hypothesis over the other [44]. When the  $LR$  is greater than one, it provides stronger support for  $H_p$ , whereas when it is smaller than one, it offers stronger support for  $H_d$ . The  $LR$  framework is now accepted as a logically and legally correct framework for interpreting forensic evidential analyses [3, 108], having been studied for various evidential types [21, 22, 36, 92, 96, 138]. The  $LR$  framework has also been supported by the relevant scientific and professional associations [2, 9, 30, 43, 99, 105].

#### 6.4.1 The Log-Likelihood Ratio Cost ( $C_{llr}$ )

In numerous source-identification tasks, the system’s performance is commonly evaluated in terms of identification Accuracy and/or identification error rate. Metrics such as precision, recall, and equal error rate (EER) are typical in this regard. While these metrics offer a quick overview of performance and are intuitively easy to comprehend, they are not suitable for assessing likelihood ratio-based inference systems [93, p. 93].

Primarily based on categorical decisions with specific thresholds, these metrics are inadequate for evaluating such systems. Firstly, metrics relying on categorical thresholding implicitly assess how effectively the system correctly identifies the source of evidence. In other words, these metrics implicitly pertain to the strength of the hypothesis rather than the strength of the evidence [93, p. 93]. Secondly, categorical metrics fail to capture the gradient nature of likelihood ratios [93, p. 93]. For instance, in a same-author comparison, if one system returns  $\log_{10}(LR) = 3$  while another yields  $\log_{10}(LR) = 2$ , the former is superior as it supports the correct hypothesis more strongly. However, using a categorical metric would assess both systems in the same way, disregarding the differing strengths of evidence supporting the correct hypothesis.

The conventional metric employed for evaluating the performance of a system within the Likelihood Ratio Framework is the *log-likelihood ratio cost* ( $C_{llr}$ ). The computation of the  $C_{llr}$  involves utilizing a set of  $LRs$  for same-source scenarios (e. g., same-authorship, Y) and a set for different-source scenarios (e. g., different-authorship, N). The computation is performed using the following equation [26, 104, 131]

$$C_{llr} = \frac{1}{2} \left( \frac{1}{\gamma} \sum_i^{\gamma} \log_2 \left( 1 + \frac{1}{LR_i} \right) + \frac{1}{\eta} \sum_j^{\eta} \log_2 \left( 1 + LR_j \right) \right) \quad (22)$$

where,  $\gamma$  and  $\eta$  are the number of Y- and N-cases, and  $LR_i$  and  $LR_j$  are the  $LRs$  estimated for the Y- and N-cases, respectively.  $C_{llr}$  considers the magnitude of calculated  $LR$  values, imposing appropriate penalties based on their values. Within the  $C_{llr}$  metric,  $LRs$  supporting counter-factual hypotheses, or contrary-to-fact  $LRs$  (with  $\log_{10}(LR) < 0$  for Y-cases and  $\log_{10}(LR) > 0$  for N-cases), incur significant penalties. The extent of the penalty is proportional to the deviation of the  $LRs$  from unity. Optimal

performance is attained when  $C_{\text{llr}}$  equals 0, and performance gradually diminishes as  $C_{\text{llr}}$  approaches and surpasses 1. Therefore, a lower  $C_{\text{llr}}$  value corresponds to better performance.

$C_{\text{llr}}$  serves as an assessment metric for the overall performance of an *LR*-based inference system and can be decomposed into two distinct metrics:  $C_{\text{llr}}^{\text{min}}$  and  $C_{\text{llr}}^{\text{cal}}$ . The former evaluates the discrimination performance and the latter the calibration performance of the system. The  $C_{\text{llr}}^{\text{min}}$  is determined by computing the losses for the optimized *LRs* through the non-parametric pool-adjacent-violators algorithm. The disparity between  $C_{\text{llr}}$  and  $C_{\text{llr}}^{\text{min}}$  is expressed as  $C_{\text{llr}}^{\text{cal}}$ ; in other words,  $C_{\text{llr}}$  equals the sum of discrimination loss ( $C_{\text{llr}}^{\text{min}}$ ) and calibration loss ( $C_{\text{llr}}^{\text{cal}}$ ). More in-depth descriptions of  $C_{\text{llr}}$ , encompassing both  $C_{\text{llr}}^{\text{min}}$  and  $C_{\text{llr}}^{\text{cal}}$ , can be found in work by Brümmer and du Preez [26], Drygajlo et al. [41], and Meuwly et al. [90]. The  $C_{\text{llr}}$  has already been effectively utilized for evaluating *LR*-based forensic text comparison systems [62–64, 97].

## 6.5 Baseline AV Methods

For the evaluation of LambdaG, we selected seven baseline AV methods that were covered in our literature review (see Section 1). Specifically, we chose IM [84], COAV [57], TAVeer [55], FeVecDiff (LR [133] + MLP [132]) and ADHOMINEM [19]. The selection of these methods was guided by several key considerations. ADHOMINEM, FeVecDiff (LR + MLP) and TAVeer were the three top approaches in the PAN AV 2020 competition [70]. Furthermore, FeVecDiff (LR) ranked third in the PAN AV 2021 competition [71], closely followed by the second-placed method. Regarding IM and COAV, Halvani [51] demonstrated that, across ten different corpora, IM achieved the highest average performance, while COAV ranked second (both in terms of Accuracy and AUC) among twelve evaluated AV methods. COAV has also attracted attention in the AV community. In independent studies, Halvani et al. [57] and Bevendorff et al. [15] came to the conclusion that COAV is on par with Bagnall’s well-known RNN-based AV method [12], the winning approach of the PAN AV 2015 competition [120]. Moreover, COAV was selected as one of six baseline methods in the latest PAN AV 2024 competition, where it outperformed four of them [16, Table 5]. In addition to these six (published) baselines, we have also decided to implement an additional baseline that is used as a common conceptual AV approach in the literature (e. g., [5, 135]). This baseline is described in Section 6.6. Note that with respect to COAV, TAVeer, FeVecDiff (LR + MLP) and ADHOMINEM, we used the **original** implementations<sup>11</sup> of the authors. Regarding IM, we have used the same implementation as used in [51]. The hyperparameter optimization for FeVecDiff (LR + MLP) and ADHOMINEM was performed by splitting each training corpus  $\mathcal{C}_{\text{train}}$  into a training subset  $\mathcal{C}_{\text{train}^*}$  and a validation set  $\mathcal{C}_{\text{val}}$ , following an 80/20 ratio.

## 6.6 SiamBERT

As briefly explained in the previous section, we decided to add another baseline method to our evaluation, which we refer to as SiamBERT. For this purpose, we have implemented an AV method based on a Siamese BERT neural network with a structure similar to the well-known sentence BERT architecture [106]. SiamBERT has a similar functionality to the method of Ishihara et al. [66], in which likelihood-ratios are estimated via cosine similarity and probabilistic linear discrimination analysis.

SiamBERT is based on the *BERT-Large, Cased*<sup>12</sup> model with the corresponding tokenizer [37], which are pre-trained on English texts and take into account character-sensitive capitalization. For a given document  $\mathcal{D}$ , we first tokenize it into a sequence of tokens. Since our BERT model is constrained to processing a maximum of 512 tokens per input, we segment the token sequence into a set of adjacent chunks  $\varsigma_1, \dots, \varsigma_m$ , where each chunk  $\varsigma_i$  consists of 512 tokens, except for the final chunk, which may contain fewer. These chunks are then embedded as feature vectors, by encoding each  $\varsigma_i$  with the BERT model and taking the average of the resulting token-level embedding vectors over the tokens in a chunk. Finally, we obtain the document’s overall representation  $\mathcal{F}$  by averaging these  $m$  chunk-level feature vectors, embedding the document  $\mathcal{D}$  in a continuous vector space. Given a verification case  $c = (\mathcal{D}_U, \mathcal{D}_A)$ , we first embed both documents into their corresponding feature vectors  $\mathcal{F}_U$  and  $\mathcal{F}_A$  (as described above) and then compute their cosine similarity  $s$ . Finally,  $c$  is classified as either Y (i. e.,  $\mathcal{A} = \mathcal{U}$ ) if  $s > \theta$ , otherwise as N (i. e.,  $\mathcal{A} \neq \mathcal{U}$ ), where  $\theta$  is a predefined threshold.

To train SiamBERT, we first split the training corpus  $\mathcal{C}_{\text{train}}$  into  $\mathcal{C}_{\text{train}^*}$  and  $\mathcal{C}_{\text{val}}$  based on an 80/20 ratio to optimize the hyperparameters. Based on  $\mathcal{C}_{\text{train}^*}$ , we then train the model parameters using the MSE

<sup>11</sup>The original implementations were downloaded from the following Github repositories:

ADHOMINEM → <https://github.com/boenninghoff/AdHominem>

FeVecDiff (MLP) → [https://github.com/janithnw/pan2020\\_authorship\\_verification](https://github.com/janithnw/pan2020_authorship_verification)

FeVecDiff (LR) → [https://github.com/janithnw/pan2021\\_authorship\\_verification](https://github.com/janithnw/pan2021_authorship_verification)

<sup>12</sup><https://huggingface.co/google-bert/bert-large-cased>

loss function (calculating the mean squared error between the cosine similarity and the binary label, where 1 represents a Y-case), the AdamW optimizer, a batch size of 4 and a learning rate of 0.00005 for 100 epochs (scheduled with a linear warm up in the first 10 epochs and a cosine decay to zero in the remaining). To optimize the hyperparameter for the epoch count, we evaluated the AUC at each epoch on  $\mathcal{C}_{\text{val}}$  and selected the model with the highest AUC. Using this selected model, we then computed the cosine similarities for the verification cases in  $\mathcal{C}_{\text{train}}$  and determined the optimal threshold  $\theta$  that maximized Accuracy on  $\mathcal{C}_{\text{train}}$ .

## 7 Qualitative Data Exploration

This Section contains a series of examples of how an analyst can visualize the results of LambdaG. To aid readability, we replaced the original placeholders used in the POSNoise paper (see [53, Table 2]) within the visualizations with their corresponding POS tags, according to the following mapping:

# → N (nouns),  
 ∅ → V (verbs),  
 @ → J (adjectives),  
 © → B (adverbs),  
 § → P (proper nouns).

Because the magnitude of  $\lambda_G$  varies depending on the corpus, the examples in this Section are color-coded using the z-score of  $\lambda_G$  using the mean and standard deviation of  $\lambda_G$  for the  $\mathcal{D}_U$  being examined. Three shades of red are used, the lightest indicating  $0.5 < \text{z-score}(\lambda_G) \leq 1$ , then  $1 < \text{z-score}(\lambda_G) \leq 2$ , and the darkest indicating  $\text{z-score}(\lambda_G) > 2$ .

as a N, i can't V too many of them wanting to go the J N to V a N too . [EOS]  
 this N seems to be already B V a little more B in another N : P . [EOS]  
 V a J N from your J N would actually V N about your N in your J N , thus V the N of N you 're  
 looking for ( at J as V in a J N ) . [EOS]  
 if you moved to a J N ( be it N or N ) for a N , you will B run into some J N with N . [EOS]  
 this is V - and - J N . [EOS]

The first example is a unknown document  $\mathcal{D}_U$  taken from  $\mathcal{C}_{\text{Stack}}$  where the sentences above are the five sentences with the highest  $\lambda_G$ . Although the important tokens are highlighted following a color scheme, the interpretation of why they are important is left to the analyst using a manual analysis of the concordance lines. An exploration of the corpus reveals that it is the entire grammatical construction “as a N,” at the beginning of a sentence that is rare in the reference dataset but it is found in both the known and unknown documents. The use of “J N with N .” is only used by this author and another author in the entire corpus. Similarly, the phrase “you’re looking for” is rare and only used by four other authors in the corpus. The combination of these three grammatical constructions is therefore already uniquely identifying this individual.

finally , it puts an ever - so - J N of N on the N by V the N so that they 're trying to V you ,  
 rather than the other N around . [EOS]  
 to begin with , it 's not N if you B V your N . [EOS]  
 it would be J to V that you 're the first to V a N between N and N N , for N , but it 's B J J other  
 N on the N and then V or V them with your J N . [EOS]  
 in the very J N of J N , you 'd need to V P 's N to get a N to do what you want . [EOS]  
 you could V the J N under your N N to V an N of your N of N , but the N alone does n't V any N .  
 [EOS]

In this other  $\mathcal{D}_U$  from  $\mathcal{C}_{\text{Stack}}$ , some of most important sequences highlighted by the model are the use of “finally,” and “to begin (with)” at the beginning of a sentence. Another important sequence that is hard to spot immediately and that becomes evident only after more manual investigation is the construction “get...to do what” in the fourth sentence, which is only attested for this author.

i am a little J between my N [EOS]  
 so what did P do ? [EOS]  
 have you wanted to be ? [EOS]  
 how do i get there ? [EOS]  
 she did n't know what to think at first . [EOS]

This is an example from  $\mathcal{C}_{PJ}$ , which is the easiest of the corpora to interpret, probably because of the non-standard, unedited nature of the language used in this genre. In this example, the author uses the phrase “you wanted” frequently, as well as the 5-gram “i am a little J”, which is only found in one other author in the corpus. The most interesting pattern is the phrase “she did n't”, which seems completely unremarkable but it is used only by two other authors in the entire corpus and never at the beginning of a sentence. This could be taken as an instance of content interference but, in reality, there are 417 occurrences of the pronoun “she” in the corpus. Instead, this is an example that reflects a larger unit for this author: beginning a sentence, which in this case is a new chat message, using the pronoun and the contracted form of “did not” with an apostrophe and then followed by a mental verb (“think” in the known sample) to describe a mental state.

it is J enough to be B V in any J N . [EOS]  
 however , this N of N does not V V the N , find the N from the N : the NN , unlike other N , is not J . [EOS]  
 the first of these N is a set of V N V with a N of NN : N abyssal a - NN V P - N the N of this N of N in J P is quite J . [EOS]  
 the only N we set is N : the N of N , even if it is J , V the N of other N . [EOS]

This is an example from  $\mathcal{C}_{ACL}$ . Apart from the use of “however,” at the beginning of a sentence, this author uses the sequence “is (not) J enough to be B V”, which is only found in their writing.

the V N is a J N N that V various J J N that can be B V to V N J N . [EOS]  
 the N V the N - N J N P , the J N between P and P N N of N , J N , and N N N . [EOS]  
 V N V by N , the P - P N V J N in the given set of N , whether they me due to J , J , J , or N N . [EOS]  
 the other N is the J N of the N N . [EOS]  
 J N P and P are B V for V J J N of each N . [EOS]

This example, again from  $\mathcal{C}_{ACL}$ , reveals the sequence “can be B V to”, which is only used by two other authors and the construction “the other N” at the beginning of a sentence.

this N V B J N , now , they V like P so i cant say they are all J but the J few i tried made it D N in my N had the N N with V N ( B V ) . [EOS]  
 D N D ) J P in J N - D N , V J N N in a J N , over V N D ) P P over N - D N , J for a N under S D , comes with N and V J N D ) P P , V N - J but a N J for a N plus N . [EOS]  
 1 ) the N - N N , N N , P P P , and a N for less than D N . [EOS]  
 now , the N set is J , but i V the N and N of the J . [EOS]  
 but definitely J ! [EOS]  
 it was J as N could be in P . [EOS]

Finally, the last example is from  $\mathcal{C}_{Yelp}$ , and it is a  $\mathcal{D}_U$  where the most obvious evidence is constituted by punctuation mark usage, such as dashes and commas, and by the contracted form of “can’t” without an apostrophe. This token is marked as very important because the overarching sequence that identifies this author is the use of “can’t” in combination with “so” with an intervening pronoun, a sequence only found in one other author in the corpus.

## 8 Acknowledgments

This research work was supported by the National Research Center for Applied Cybersecurity ATHENE. ATHENE is funded jointly by the German Federal Ministry of Education and Research and the Hessian Ministry of Higher Education, Research and the Arts.

We thank Dmitry Nikolaev, Łukasz Dębowski, Petar Milin, Ricardo Bermúdez-Otero, and Richard Zimmermann for their useful comments and feedback. The authors acknowledge that they received no funding in support for this research. Author contributions:



- Conceptualization: AN
- Methodology: AN, OH, LG, VG
- Implementation: AN, LG, VG, OH
- Validation: LG, VG
- Formal analysis: LG, VG, SI
- Investigation: AN, LG, OH
- Resources: OH, LG
- Data Curation: OH, LG
- Writing—original draft: AN, OH, LG, VG
- Writing—review and editing: AN, OH, LG, VG, SI
- Visualization: LG, OH
- Supervision: AN
- Project Administration: AN

Authors declare that they have no competing interests.

## References

- [1] A. O. Agbeyangi, O. Abegunde, and S. I. Eludiora. Authorship Verification of Yorùbá Blog Posts using Character N-grams. In *2020 International Conference in Mathematics, Computer Engineering and Computer Science (ICMCECS)*, pages 1–6, March 2020.
- [2] Colin Aitken, Charles E. H. Berger, John S. Buckleton, Christophe Champod, James Curran, A. P. Dawid, Ian W. Evett, Peter Gill, Joaquin Gonzalez-Rodriguez, Graham Jackson, Ate Kloosterman, Tina Lovelock, David Lucy, Pierre Margot, Louise McKenna, Didier Meuwly, Cedric Neumann, Niamh Nic Daeid, Anders Nordgaard, Roberto Puch-Solis, Birgitta Rasmusson, Mike Redmayne, Paul Roberts, Bernard Robertson, Claude Roux, Marjan J. Sjerps, Franco Taroni, Tjark Tjin-A-Tsoi, G. A. Vignaux, Sheila M. Willis, and Grzegorz Zadora. Expressing Evaluative Opinions: A Position Statement. *Science and Justice*, 51(1):1–2, March 2011.
- [3] Colin Aitken, Franco Taroni, and Silvia Bozza. *Statistics and the Evaluation of Evidence for Forensic Scientists*. Wiley, Chichester, 01 2021. DOI: 10.1002/9781119245438.
- [4] Mahmoud A. Al-Khatib and Juman K. Al-qaoud. Authorship Verification of Opinion Articles in Online Newspapers Using the Idiolect of Author: A Comparative Study. *Information, Communication & Society*, 24(11):1603–1621, 2021.
- [5] Amirah Almutairi, BooJoong Kang, and Nawfal Al Hashimy. BiBERT-AV: Enhancing Authorship Verification Through Siamese Networks with Pre-trained BERT and Bi-LSTM. In Guojun Wang, Haozhe Wang, Geyong Min, Nektarios Georgalas, and Weizhi Meng, editors, *Ubiquitous Security - Third International Conference, UbiSec 2023, Exeter, UK, November 1-3, 2023, Revised Selected Papers*, volume 2034 of *Communications in Computer and Information Science*, pages 17–30. Springer, 2023.
- [6] K. A. Apoorva and S. Sangeetha. Deep Neural Network and Model-based Clustering Technique for Forensic Electronic Mail Author Attribution. *SN Applied Sciences*, 3(3):348, February 2021.
- [7] The Apricity. The Apricity - A European Cultural Community. <https://theapricity.com>, 2018.
- [8] Shlomo Engelson Argamon. Computational Forensic Authorship Analysis: Promises and Pitfalls. *Language and Law / Linguagem e Direito*, 5(2):7–37, 2018.
- [9] American Statistical Association. American Statistical Association Position on Statistical Statements for Forensic Evidence. Technical report, American Statistical Association (ASA), 2019.
- [10] Abinew Ali Ayele, Nikolay Babakov, Janek Bevendorff, Xavier Bonet Casals, Berta Chulvi, Daryna Dementieva, Ashaf Elnagar, Dayne Freitag, Maik Fröbe, Damir Korenčić, Maximilian Mayerl, Daniil Moskovskiy, Animesh Mukherjee, Alexander Panchenko, Martin Potthast, Francisco Rangel, Naqee Rizwan, Paolo Rosso, Florian Schneider, Alisa Smirnova, Efsthios Stamatatos, Elisei Stakovskii, Benno Stein, Mariona Taulé, Dmitry Ustalov, Xintong Wang, Matti Wiegmann, Seid Muhie Yimam, and Eva Zangerle. Overview of PAN 2024: Multi-Author Writing Style Analysis, Multilingual Text Detoxification, Oppositional Thinking Analysis, and Generative AI Authorship Verification. In Lorraine Goeuriot, Philippe Mulhem, Georges Quénot, Didier Schwab, Giorgio Maria Di Nunzio, Laure Soulier, Petra Galuscakova, Alba Garcia Seco Herrera, Guglielmo Faggioli, and Nicola Ferro, editors, *Experimental IR Meets Multilinguality, Multimodality, and Interaction. 15th International Conference of the CLEF Association (CLEF 2024)*, Lecture Notes in Computer Science, Berlin Heidelberg New York, September 2024. Springer.
- [11] Harald Baayen, Hans Van Halteren, and Fiona Tweedie. Outside the Cave of Shadows: Using Syntactic Annotation To Enhance Authorship Attribution. *Literary and Linguistic Computing*, 11(3):121–132, 1996.
- [12] Douglas Bagnall. Author Identification Using Multi-headed Recurrent Neural Networks. In Cappellato et al. [28].
- [13] Clay Beckner, Nick C Ellis, Richard Blythe, John Holland, Joan Bybee, Jinyun Ke, Morten H Christiansen, Diane Larsen-Freeman, William Croft, and Tom Schoenemann. Language Is a Complex Adaptive System: Position Paper. *Language Learning*, 59:1–26, 2009. Citation Key: Beckner2009.

- [14] Janek Bevendorff, Matthias Hagen, Benno Stein, and Martin Potthast. Bias Analysis and Mitigation in the Evaluation of Authorship Verification. In Anna Korhonen, David R. Traum, and Lluís Màrquez, editors, *Proceedings of the 57th Conference of the Association for Computational Linguistics, ACL 2019, Florence, Italy, July 28- August 2, 2019, Volume 1: Long Papers*, pages 6301–6306. Association for Computational Linguistics, 2019.
- [15] Janek Bevendorff, Benno Stein, Matthias Hagen, and Martin Potthast. Generalizing Unmasking for Short Texts. In *Proceedings of the 2019 Conference of the North American Chapter of the Association for Computational Linguistics: Human Language Technologies, Volume 1 (Long and Short Papers)*, pages 654–659, Minneapolis, Minnesota, June 2019. Association for Computational Linguistics.
- [16] Janek Bevendorff, Matti Wiegmann, Jussi Karlgren, Luise Dürlich, Evangelia Gogoulou, Aarne Talman, Efstathios Stamatatos, Martin Potthast, and Benno Stein. Overview of the “Voight-Kampff” Generative AI Authorship Verification Task at PAN and ELOQUENT 2024. In Guglielmo Faggioli, Nicola Ferro, Petra Galuščáková, and Alba García Seco Herrera, editors, *Working Notes of CLEF 2024 – Conference and Labs of the Evaluation Forum*, CEUR Workshop Proceedings, pages 2486–2506. CEUR-WS.org, September 2024.
- [17] José Nilo G. Binongo. Who Wrote the 15th Book of Oz? An Application of Multivariate Analysis to Authorship Attribution. *CHANCE*, 16(2):9–17, 2003.
- [18] Sebastian Bischoff, Niklas Deckers, Marcel Schliebs, Ben Thies, Matthias Hagen, Efstathios Stamatatos, Benno Stein, and Martin Potthast. The Importance of Suppressing Domain Style in Authorship Analysis. *CoRR*, abs/2005.14714, 2020.
- [19] Benedikt T. Boenninghoff, Steffen Hessler, Dorothea Kolossa, and Robert M. Nickel. Explainable Authorship Verification in Social Media via Attention-based Similarity Learning. In Chaitanya K. Baru, Jun Huan, Latifur Khan, Xiaohua Hu, Ronay Ak, Yuanyuan Tian, Roger S. Barga, Carlo Zaniolo, Kisung Lee, and Yanfang (Fanny) Ye, editors, *2019 IEEE International Conference on Big Data (IEEE BigData), Los Angeles, CA, USA, December 9-12, 2019*, pages 36–45. IEEE, 2019.
- [20] Benedikt T. Boenninghoff, Robert M. Nickel, Steffen Zeiler, and Dorothea Kolossa. Similarity Learning for Authorship Verification in Social Media. In *IEEE International Conference on Acoustics, Speech and Signal Processing, ICASSP 2019, Brighton, United Kingdom, May 12-17, 2019*, pages 2457–2461. IEEE, 2019.
- [21] Annabel Bolck and Amalia Stamouli. Likelihood Ratios for Categorical Evidence: Comparison of LR Models Applied to Gunshot Residue Data. *Law, Probability and Risk*, 16(2-3):71–90, 09 2017.
- [22] Annabel Bolck, Céline Weyermann, Laurence Dujourdy, Pierre Esseiva, and Jorrit Van Den Berg. Different Likelihood Ratio Approaches To Evaluate the Strength of Evidence of MDMA Tablet Comparisons. *Forensic Science International*, 191(1-3):42–51, 10 2009.
- [23] Marcelo Luiz Brocardo, Issa Traoré, Sherif Saad, and Isaac Woungang. Authorship Verification for Short Messages Using Stylometry. In *International Conference on Computer, Information and Telecommunication Systems, CITS 2013, Athens, Greece, May 7-8, 2013*, pages 1–6. IEEE, 2013.
- [24] Marcelo Luiz Brocardo, Issa Traore, and Isaac Woungang. Authorship Verification of E-Mail and Tweet Messages Applied for Continuous Authentication. *Journal of Computer and System Sciences*, 81(8):1429 – 1440, 2015.
- [25] Marcelo Luiz Brocardo, Issa Traoré, Isaac Woungang, and Mohammad S. Obaidat. Authorship Verification using Deep Belief Network Systems. *Int. J. Communication Systems*, 30(12), 2017.
- [26] Niko Brümmer and Johan du Preez. Application-Independent Evaluation of Speaker Detection. *Computer Speech & Language*, 20(2):230–275, 2006. Odyssey 2004: The speaker and Language Recognition Workshop.
- [27] Joan Bybee. *Language, Usage and Cognition*. Cambridge University Press, Cambridge, UK, 2010.
- [28] Linda Cappellato, Nicola Ferro, Gareth J. F. Jones, and Eric San Juan, editors. *Working Notes for CLEF 2015 Conference, Toulouse, France, September 8–11, 2015*, volume 1391 of *CEUR Workshop Proceedings*. CEUR-WS.org, 2015.

- [29] Daniel Castro Castro, Yaritza Adame Arcia, María Pelaez Brioso, and Rafael Muñoz Guillena. Authorship Verification, Average Similarity Analysis. In *Proceedings of the International Conference Recent Advances in Natural Language Processing*, pages 84–90. INCOMA Ltd. Shoumen, BULGARIA, 2015.
- [30] D. Catoggio, J. Bunford, D. Taylor, G. Wevers, K. Ballantyne, and R. Morgan. An Introductory Guide to Evaluative Reporting in Forensic Science. *Australian Journal of Forensic Sciences*, 51(sup1):S247–S251, February 2019.
- [31] C.E. Chaski. Empirical Evaluations of Language-Based Author Identification Techniques. *Forensic Linguistics*, 8(1):1–65, 2001.
- [32] Stanley F. Chen and Joshua Goodman. An Empirical Study of Smoothing Techniques for Language Modeling. In Aravind K. Joshi and Martha Palmer, editors, *34th Annual Meeting of the Association for Computational Linguistics, 24-27 June 1996, University of California, Santa Cruz, California, USA, Proceedings*, pages 310–318. Morgan Kaufmann Publishers / ACL, 1996.
- [33] Xiaoling Chen, Peng Hao, R. Chandramouli, and K. P. Subbalakshmi. Authorship Similarity Detection from Email Messages. In *Proceedings of the 7th International Conference on Machine Learning and Data Mining in Pattern Recognition, MLDM’11*, pages 375–386, Berlin, Heidelberg, 2011. Springer-Verlag.
- [34] Morten H. Christiansen and Nick Chater. The Now-or-Never Bottleneck: A Fundamental Constraint on Language. *Behavioral and Brain Sciences*, 39:e62, 04 2016. Publisher: Cambridge University Press Citation Key: Christiansen2016.
- [35] Components. All the News 2.0 — 2.7 Million News Articles and Essays from 27 American Publications. <https://components.one/datasets/all-the-news-2-news-articles-dataset>, 2017.
- [36] Linda J. Davis, Christopher P. Saunders, Amanda Hepler, and JoAnn Buscaglia. Using Subsampling To Estimate the Strength of Handwriting Evidence via Score-Based Likelihood Ratios. *Forensic Science International*, 216(1-3):146–157, 03 2012.
- [37] Jacob Devlin, Ming-Wei Chang, Kenton Lee, and Kristina Toutanova. BERT: Pre-training of Deep Bidirectional Transformers for Language Understanding. *arXiv preprint arXiv:1810.04805*, 2018.
- [38] Steven H. H. Ding, Benjamin C. M. Fung, and Mourad Debbabi. A Visualizable Evidence-Driven Approach for Authorship Attribution. *ACM Trans. Inf. Syst. Secur.*, 17(3), March 2015.
- [39] Dagmar Divjak. *Frequency in Language: Memory, Attention and Learning*. Cambridge University Press, Cambridge, UK, 2019.
- [40] Ewa Dąbrowska. Language as a Phenomenon of the Third Kind. *Cognitive Linguistics*, 31(2):213–229, 2020.
- [41] A. Drygajlo, M. Jessen, S. Gfrörer, I. Wagner, J. Vermeulen, T. Niemi, and Verlag für Polizeiwissenschaft. *Methodological Guidelines for Best Practice in Forensic Semiautomatic and Automatic Speaker Recognition*. Verlag für Polizeiwissenschaft, 2015.
- [42] Daniel Enriquez, Gage Christensen, Hayden Donovan, Jared Lam, Noah Wong, Sergiu Dascalu, David Feil-Seifer, and Emily Hand. Authorship Verification for Hired Plagiarism Detection. In *Proceedings of the 9th International Conference on Applied Computing & Information Technology, ACIT ’22*, page 19–24, New York, NY, USA, 2023. Association for Computing Machinery.
- [43] European Network of Forensic Science Institutes. ENFSI guideline for evaluative reporting in forensic science, 2015. Version 3.0.
- [44] I.w. Evett, G. Jackson, J.A. Lambert, and S. McCrossan. The Impact of the Principles of Evidence Interpretation on the Structure and Content of Statements. *Science & Justice*, 40(4):233–239, 10 2000.
- [45] Pamela Forner, Roberto Navigli, Dan Tufis, and Nicola Ferro, editors. *Working Notes for CLEF 2013 Conference, Valencia, Spain, September 23–26, 2013*, volume 1179 of *CEUR Workshop Proceedings*. CEUR-WS.org, 2014.

- [46] Olga Fourkioti, Symeon Symeonidis, and Avi Arampatzis. Language Models and Fusion for Authorship Attribution. *Information Processing & Management*, 56(6):102061, 11 2019.
- [47] Ingo Frommholz, Haider M. Al-Khateeb, Martin Potthast, Zinnar Ghasem, Mitul Shukla, and Emma Short. On Textual Analysis and Machine Learning for Cyberstalking Detection. *Datenbank-Spektrum*, 16(2):127–135, 2016.
- [48] Fernand Gobet, Peter C.R. Lane, Steve Croker, Peter C-H. Cheng, Gary Jones, Iain Oliver, and Julian M Pine. Chunking Mechanisms in Human Learning. *Trends in Cognitive Sciences*, 5(6):236–243, 2001. Citation Key: Gobet2001.
- [49] Tim Gollub, Martin Potthast, Anna Beyer, Matthias Busse, Francisco Rangel, Paolo Rosso, Efstathios Stamatatos, and Benno Stein. Recent Trends in Digital Text Forensics and its Evaluation. In Pamela Forner, Henning Müller, Roberto Paredes, Paolo Rosso, and Benno Stein, editors, *Information Access Evaluation. Multilinguality, Multimodality, and Visualization*, pages 282–302, Berlin, Heidelberg, 2013. Springer Berlin Heidelberg.
- [50] Robert Gorman. Universal Dependencies and Author Attribution of Short Texts with Syntax Alone. *Digital Humanities Quarterly*, 16(2), 2022.
- [51] Oren Halvani. *Practice-Oriented Authorship Verification*. PhD thesis, Technical University of Darmstadt, Germany, 2021.
- [52] Oren Halvani. TextUnitLib: A Python Library That Allows Easy Extraction of a Variety of Text Units Within Texts. <https://github.com/Halvani/TextUnitLib>, 2024.
- [53] Oren Halvani and Lukas Graner. POSNoise: An Effective Countermeasure Against Topic Biases in Authorship Analysis. In *Proceedings of the 16th International Conference on Availability, Reliability and Security, ARES '21*, New York, NY, USA, 2021. Association for Computing Machinery.
- [54] Oren Halvani, Lukas Graner, and Roey Regev. Cross-Domain Authorship Verification Based on Topic Agnostic Features. In Linda Cappellato, Carsten Eickhoff, Nicola Ferro, and Aurélie Névéol, editors, *Working Notes of CLEF 2020 - Conference and Labs of the Evaluation Forum, Thessaloniki, Greece, September 22-25, 2020*, volume 2696 of *CEUR Workshop Proceedings*. CEUR-WS.org, 2020.
- [55] Oren Halvani, Lukas Graner, and Roey Regev. TAVeer: An Interpretable Topic-Agnostic Authorship Verification Method. In Melanie Volkamer and Christian Wressnegger, editors, *ARES 2020: The 15th International Conference on Availability, Reliability and Security, Virtual Event, Ireland, August 25-28, 2020*, pages 41:1–41:10. ACM, 2020.
- [56] Oren Halvani, Lukas Graner, and Inna Vogel. Authorship Verification in the Absence of Explicit Features and Thresholds. In Gabriella Pasi, Benjamin Piwowarski, Leif Azzopardi, and Allan Hanbury, editors, *Advances in Information Retrieval*, pages 454–465. Springer International Publishing, 2018.
- [57] Oren Halvani, Christian Winter, and Lukas Graner. On the Usefulness of Compression Models for Authorship Verification. In *Proceedings of the 12th International Conference on Availability, Reliability and Security, ARES '17*, pages 54:1–54:10, New York, NY, USA, 2017. ACM.
- [58] Oren Halvani, Christian Winter, and Lukas Graner. Assessing the Applicability of Authorship Verification Methods. In *Proceedings of the 14th International Conference on Availability, Reliability and Security, ARES 2019, Canterbury, UK, August 26-29, 2019*, pages 38:1–38:10. ACM, 2019.
- [59] Rodrigo Augusto Igawa, Alex Marino Gonçalves de Almeida, Bruno Bogaz Zarpelão, and Sylvio Barbon. Recognition of Compromised Accounts on Twitter. In Sean W. M. Siqueira and Sérgio T. Carvalho, editors, *Proceedings of the annual conference on Brazilian Symposium on Information Systems, Information Systems: A Computer Socio-Technical Perspective, SBSI 2015, Goiânia, Brazil, May 26-29, 2015*, pages 9–14. ACM, 2015.
- [60] Farkhund Iqbal, Liaquat A. Khan, Benjamin C. M. Fung, and Mourad Debbabi. E-mail Authorship Verification for Forensic Investigation. In Sung Y. Shin, Sascha Ossowski, Michael Schumacher, Mathew J. Palakal, and Chih-Cheng Hung, editors, *Proceedings of the 2010 ACM Symposium on Applied Computing (SAC), Sierre, Switzerland, March 22-26, 2010*, pages 1591–1598. ACM, 2010.

- [61] Shunichi Ishihara. A Forensic Authorship Classification in SMS Messages: A Likelihood Ratio Based Approach Using N-gram. In Diego Molla and David Martinez, editors, *Proceedings of the Australasian Language Technology Association Workshop 2011*, pages 47–56, Canberra, Australia, December 2011.
- [62] Shunichi Ishihara. Score-Based Likelihood Ratios for Linguistic Text Evidence With a Bag-of-Words Model. *Forensic Science International*, 327:110980, 2021. Publisher: Elsevier.
- [63] Shunichi Ishihara. Weight of Authorship Evidence With Multiple Categories of Stylometric Features: A Multinomial-Based Discrete Model. *Science & Justice*, 63(2):181–199, March 2023.
- [64] Shunichi Ishihara and Michael Carne. Likelihood Ratio Estimation for Authorship Text Evidence: An Empirical Comparison of Score- and Feature-Based Methods. *Forensic Science International*, 334:111268, May 2022.
- [65] Shunichi Ishihara, Sonia Kulkarni, Michael Carne, Sabine Ehrhardt, and Andrea Nini. Validation in Forensic Text Comparison: Issues and Opportunities. *Languages*, 9(2):47, February 2024. Number: 2 Publisher: Multidisciplinary Digital Publishing Institute.
- [66] Shunichi Ishihara, Satoru Tsuge, Mitsuyuki Inaba, and Wataru Zaitsu. Estimating the Strength of Authorship Evidence With a Deep-Learning-Based Approach. In Pradeesh Parameswaran, Jennifer Biggs, and David Powers, editors, *Proceedings of the The 20th Annual Workshop of the Australasian Language Technology Association*, pages 183–187, Adelaide, Australia, December 2022. Australasian Language Technology Association.
- [67] Sylvio Barbon Junior, Rodrigo Augusto Igawa, and Bruno Bogaz Zarpelão. Authorship Verification Applied to Detection of Compromised Accounts on Online Social Networks – A Continuous Approach. *Multim. Tools Appl.*, 76(3):3213–3233, 2017.
- [68] Patrick Juola and Efstathios Stamatatos. Overview of the Author Identification Task at PAN 2013. In Forner et al. [45].
- [69] Mike Kestemont. Function Words in Authorship Attribution. From Black Magic to Theory? In Anna Feldman, Anna Kazantseva, and Stan Szpakowicz, editors, *Proceedings of the 3rd Workshop on Computational Linguistics for Literature (CLFL)*, pages 59–66, Gothenburg, Sweden, April 2014. Association for Computational Linguistics.
- [70] Mike Kestemont, Enrique Manjavacas, Ilia Markov, Janek Bevendorff, Matti Wiegmann, Efstathios Stamatatos, Martin Potthast, and Benno Stein. Overview of the Cross-Domain Authorship Verification Task at PAN 2020. In Linda Cappellato, Carsten Eickhoff, Nicola Ferro, and Aurélie Névél, editors, *Working Notes of CLEF 2020 - Conference and Labs of the Evaluation Forum, Thessaloniki, Greece, September 22-25, 2020*, volume 2696 of *CEUR Workshop Proceedings*. CEUR-WS.org, 2020.
- [71] Mike Kestemont, Enrique Manjavacas, Ilia Markov, Janek Bevendorff, Matti Wiegmann, Efstathios Stamatatos, Benno Stein, and Martin Potthast. Overview of the Cross-Domain Authorship Verification Task at PAN 2021. In Guglielmo Faggioli, Nicola Ferro, Alexis Joly, Maria Maistro, and Florina Piroi, editors, *Working Notes Papers of the CLEF 2021 Evaluation Labs*, volume 2936 of *CEUR Workshop Proceedings*, September 2021.
- [72] Mike Kestemont, Justin Anthony Stover, Moshe Koppel, Folgert Karsdorp, and Walter Daelemans. Authenticating the Writings of Julius Caesar. *Expert Syst. Appl.*, 63:86–96, 2016.
- [73] Mahmoud Khonji and Youssef Iraqi. A Slightly-Modified GI-Based Author-Verifier with Lots of Features (ASGALF). In Linda Cappellato, Nicola Ferro, Martin Halvey, and Wessel Kraaij, editors, *Working Notes for CLEF 2014 Conference, Sheffield, UK, September 15-18, 2014.*, volume 1180 of *CEUR Workshop Proceedings*, pages 977–983. CEUR-WS.org, 2014.
- [74] Mahmoud Khonji, Youssef Iraqi, and Loubna Mekouar. Improved Score Aggregation for Authorship Verification. *Knowledge and Information Systems*, 12 2022.
- [75] Bryan Klimt and Yiming Yang. The Enron Corpus: A New Dataset for Email Classification Research. In Jean-François Boulicaut, Floriana Esposito, Fosca Giannotti, and Dino Pedreschi, editors, *Machine Learning: ECML 2004*, pages 217–226, Berlin, Heidelberg, 2004. Springer Berlin Heidelberg.

- [76] R. Kneser and H. Ney. Improved Backing-off for M-gram Language Modeling. In *1995 International Conference on Acoustics, Speech, and Signal Processing*, volume 1, pages 181–184 vol.1, 1995.
- [77] Mirco Kocher and Jacques Savoy. UniNE at CLEF 2015 Author Identification: Notebook for PAN at CLEF 2015. In *CLEF (Working Notes)*, volume 1391 of *CEUR Workshop Proceedings*. CEUR-WS.org, 2015.
- [78] Mirco Kocher and Jacques Savoy. A Simple and Efficient Algorithm for Authorship Verification. *Journal of the Association for Information Science and Technology*, 68(1):259–269, 2017.
- [79] Moshe Koppel and Jonathan Schler. Authorship Verification as a One-Class Classification Problem. In Carla E. Brodley, editor, *Machine Learning, Proceedings of the Twenty-first International Conference (ICML 2004), Banff, Alberta, Canada, July 4-8, 2004*, volume 69 of *ACM International Conference Proceeding Series*. ACM, 2004.
- [80] Moshe Koppel, Jonathan Schler, and Shlomo Argamon. Authorship Attribution in the Wild. *Language Resources and Evaluation*, 45(1):83–94, 2011.
- [81] Moshe Koppel, Jonathan Schler, Shlomo Argamon, and Yaron Winter. The “Fundamental Problem” of Authorship Attribution. *English Studies*, 93(3):284–291, 2012.
- [82] Moshe Koppel, Jonathan Schler, and Elisheva Bonchek-Dokow. Measuring Differentiability: Unmasking Pseudonymous Authors. *J. Mach. Learn. Res.*, 8:1261–1276, December 2007.
- [83] Moshe Koppel and Shachar Seidman. Automatically Identifying Pseudepigraphic Texts. In *EMNLP*, pages 1449–1454. ACL, 2013.
- [84] Moshe Koppel and Yaron Winter. Determining If Two Documents are Written by the Same Author. *Journal of the Association for Information Science and Technology*, 65(1):178–187, 2014.
- [85] Ronald W. Langacker. *Foundations of Cognitive Grammar*, volume 1. Stanford University Press, Stanford, CA, 1987.
- [86] Marina Litvak. Deep Dive into Authorship Verification of Email Messages with Convolutional Neural Network. In Juan Antonio Lossio-Ventura, Denisse Muñante, and Hugo Alatrística-Salas, editors, *Information Management and Big Data*, pages 129–136, Cham, 2019. Springer International Publishing.
- [87] Lukas Lundmark, Fredrik Johansson, Björn Pelzer, Lisa Kaati, and Johan Fernquist. The Applicability of Authorship Verification to Swedish Discussion Forums. In *2020 IEEE International Conference on Big Data (Big Data)*, pages 1805–1812, 2020.
- [88] Michael Lynch and Ruth McNally. "Science", "Common Sense", and DNA Evidence: A Legal Controversy About the Public Understanding of Science. *Public Understanding of Science*, 12(1):83–103, 01 2003.
- [89] Julian McAuley, Christopher Targett, Qinfeng Shi, and Anton van den Hengel. Image-Based Recommendations on Styles and Substitutes. In *Proceedings of the 38th International ACM SIGIR Conference on Research and Development in Information Retrieval*, SIGIR '15, pages 43–52, New York, NY, USA, 2015. ACM.
- [90] Didier Meuwly, Daniel Ramos, and Rudolf Haraksim. A Guideline for the Validation of Likelihood Ratio Methods Used for Forensic Evidence Evaluation. *Forensic Science International*, 276:142–153, July 2017.
- [91] Erwan Moreau and Carl Vogel. CLG Authorship Analytics: A Library for Authorship Verification. *International Journal of Digital Humanities*, 10 2022.
- [92] Geoffrey Stewart Morrison. Forensic Voice Comparison and the Paradigm Shift. *Science and Justice*, 49(4):298–308, 12 2009. PMID: 20120610.
- [93] Geoffrey Stewart Morrison. Measuring the Validity and Reliability of Forensic Likelihood-Ratio Systems. *Science & Justice*, 51(3):91–98, September 2011.

- [94] Frederick Mosteller and David L Wallace. Inference in an Authorship Problem. *Journal of the American Statistical Association*, 58:275–309, 1963.
- [95] Tempestt J. Neal, Kalaivani Sundararajan, and Damon L. Woodard. Exploiting Linguistic Style as a Cognitive Biometric for Continuous Verification. In *2018 International Conference on Biometrics, ICB 2018, Gold Coast, Australia, February 20-23, 2018*, pages 270–276. IEEE, 2018.
- [96] C. Neumann, I. W. Evett, and J. Skerrett. Quantifying the Weight of Evidence from a Forensic Fingerprint Comparison: A New Paradigm. *Journal of the Royal Statistical Society Series A: Statistics in Society*, 175(2):371–415, 04 2012.
- [97] Andrea Nini. *A Theory of Linguistic Individuality for Authorship Analysis*. Elements in Forensic Linguistics. Cambridge University Press, Cambridge, UK, 2023.
- [98] Novino Nirmal.A, Kyung-Ah Sohn, and T. Chung. A Graph Model Based Author Attribution Technique for Single-Class e-Mail Classification. In *2015 IEEE/ACIS 14th International Conference on Computer and Information Science (ICIS)*, pages 191–196, June 2015.
- [99] Association of Forensic Science Providers. Standards for the Formulation of Evaluative Forensic Science Expert Opinion. *Science & Justice*, 49(3):161–164, 09 2009.
- [100] Daniel Pavelec, Luiz S. Oliveira, Edson J. R. Justino, and Leonardo Vidal Batista. Using Conjunctions and Adverbs for Author Verification. *J. UCS*, 14(18):2967–2981, 2008.
- [101] Nektaria Potha and Efstathios Stamatatos. An Improved Impostors Method for Authorship Verification. In Gareth J. F. Jones, Séamus Lawless, Julio Gonzalo, Liadh Kelly, Lorraine Goeuriot, Thomas Mandl, Linda Cappellato, and Nicola Ferro, editors, *Experimental IR Meets Multilinguality, Multimodality, and Interaction - 8th International Conference of the CLEF Association, CLEF 2017, Dublin, Ireland, September 11-14, 2017, Proceedings*, volume 10456 of *Lecture Notes in Computer Science*, pages 138–144. Springer, 2017.
- [102] Nektaria Potha and Efstathios Stamatatos. Improved Algorithms for Extrinsic Author Verification. *Knowledge and Information Systems*, Oct 2019.
- [103] Martin Potthast, Paolo Rosso, Efstathios Stamatatos, and Benno Stein. A Decade of Shared Tasks in Digital Text Forensics at PAN. In Leif Azzopardi, Benno Stein, Norbert Fuhr, Philipp Mayr, Claudia Hauff, and Djoerd Hiemstra, editors, *Advances in Information Retrieval*, pages 291–300, Cham, 2019. Springer International Publishing.
- [104] Daniel Ramos, Joaquin Gonzalez-Rodriguez, Grzegorz Zadora, and Colin Aitken. Information-Theoretical Assessment of the Performance of Likelihood Ratio Computation Methods. *Journal of Forensic Sciences*, 58(6):1503–1518, 2013. \_eprint: <https://onlinelibrary.wiley.com/doi/pdf/10.1111/1556-4029.12233>.
- [105] Forensic Science Regulator. Forensic Science Regulator Codes of Practice and Conduct Development of Evaluative Opinions. Technical report, Forensic Science Regulator, 2021.
- [106] Nils Reimers and Iryna Gurevych. Sentence-BERT: Sentence Embeddings using Siamese BERT-Networks. In Kentaro Inui, Jing Jiang, Vincent Ng, and Xiaojun Wan, editors, *Proceedings of the 2019 Conference on Empirical Methods in Natural Language Processing and the 9th International Joint Conference on Natural Language Processing (EMNLP-IJCNLP)*, pages 3982–3992, Hong Kong, China, November 2019. Association for Computational Linguistics.
- [107] Mohamed Abdelkarim Remmide, Fatima Boumahdi, Imane Rebeh Ammar Aouchiche, Amina Guendouz, and Narhimene Boustia. A Robust Approach to Authorship Verification Using Siamese Deep Learning: Application in Phishing Email Detection. *Int. J. Speech Technol.*, 27(2):405–412, 2024.
- [108] Bernard Robertson, G.A. Vignaux, and Charles E.H. Berger. *Interpreting Evidence: Evaluating Forensic Science in the Courtroom*. Wiley, Chichester, 08 2016. DOI: 10.1002/9781118492475.
- [109] Paolo Rosso, Martin Potthast, Benno Stein, Efstathios Stamatatos, Francisco M. Rangel Pardo, and Walter Daelemans. Evolution of the PAN Lab on Digital Text Forensics. In Nicola Ferro and Carol Peters, editors, *Information Retrieval Evaluation in a Changing World - Lessons Learned*



- from *20 Years of CLEF*, volume 41 of *The Information Retrieval Series*, pages 461–485. Springer, 2019.
- [110] Jonathan Schler, Moshe Koppel, Shlomo Argamon, and James W. Pennebaker. Effects of Age and Gender on Blogging. In *AAAI Spring Symposium: Computational Approaches to Analyzing Weblogs*, pages 199–205. AAAI, 2006.
- [111] Hans-Jörg Schmid. A Blueprint of the Entrenchment-and-Conventionalization Model. *Yearbook of the German Cognitive Linguistics Association*, 3(1):3–25, 2015. Citation Key: Schmid2015.
- [112] SeatGeek. TheFuzz : Fuzzy String Matching in Python. <https://github.com/seatgeek/thefuzz>, 2021.
- [113] Shachar Seidman. Authorship Verification Using the Impostors Method Notebook for PAN at CLEF 2013. In Forner et al. [45].
- [114] Yanir Seroussi, Ingrid Zukerman, and Fabian Bohnert. Authorship Attribution with Topic Models. *Comput. Linguistics*, 40(2):269–310, 2014.
- [115] John. Sinclair. *Corpus, Concordance, Collocation*. Oxford University Press, Oxford, 1991.
- [116] Tamar Solorio, Ragib Hasan, and Mainul Mizan. Sockpuppet Detection in Wikipedia: A Corpus of Real-World Deceptive Writing for Linking Identities. In *Proceedings of the Ninth International Conference on Language Resources and Evaluation (LREC’14)*, pages 1355–1358, Reykjavik, Iceland, May 2014. European Language Resources Association (ELRA).
- [117] Inc. Stack Exchange. Stack Exchange — All Sites. <https://stackoverflow.com/sites>, 2019.
- [118] Efstathios Stamatatos. Authorship Verification: A Review of Recent Advances. *Research in Computing Science*, 123(1):9–25, December 2016.
- [119] Efstathios Stamatatos. Authorship Attribution Using Text Distortion. In *Proceedings of the 15th Conference of the European Chapter of the Association for the Computational Linguistics, EACL 2017, April 3-7, 2017, Valencia, Spain*. The Association for Computer Linguistics, 2017.
- [120] Efstathios Stamatatos, Walter Daelemans, Ben Verhoeven, Patrick Juola, Aurelio López-López, Martin Potthast, and Benno Stein. Overview of the Author Identification Task at PAN 2015. In Cappellato et al. [28].
- [121] Efstathios Stamatatos, Mike Kestemont, Krzysztof Kredens, Piotr Pezik, Annina Heini, Janek Bevendorff, Benno Stein, and Martin Potthast. Overview of the Authorship Verification Task at PAN 2022. In Guglielmo Faggioli, Nicola Ferro, Allan Hanbury, and Martin Potthast, editors, *Proceedings of the Working Notes of CLEF 2022 - Conference and Labs of the Evaluation Forum, Bologna, Italy, September 5th - to - 8th, 2022*, volume 3180 of *CEUR Workshop Proceedings*, pages 2301–2313. CEUR-WS.org, 2022.
- [122] Magnus Stavngaard, August Sørensén, Stephan Lorenzen, Niklas Hjuler, and Stephen Alstrup. Detecting Ghostwriters in High Schools. In *27th European Symposium on Artificial Neural Networks, ESANN 2019, Bruges, Belgium, April 24-26, 2019*, 2019.
- [123] Benno Stein, Nedim Lipka, and Sven Meyer zu Eissen. Meta Analysis within Authorship Verification. In *19th International Workshop on Database and Expert Systems Applications (DEXA 2008), 1-5 September 2008, Turin, Italy*, pages 34–39. IEEE Computer Society, 2008.
- [124] Ariel Stolerman. *Authorship Verification*. PhD thesis, 2015. UMI Dissertations Publishing 2015.
- [125] Martin Trenkmann and Katharina Spiel. Webis TripAdvisor Corpus 2014 (Webis-Tripad-14). *Zenodo*, 2015.
- [126] Enrico Tuccinardi. An Application of a Profile-Based Method for Authorship Verification: Investigating the Authenticity of Pliny the Younger’s Letter to Trajan Concerning the Christians. *Digit. Scholarsh. Humanit.*, 32(2):435–447, 2017.

- [127] Greta Tuckute, Nancy Kanwisher, and Evelina Fedorenko. Language in Brains, Minds, and Machines. *Annual Review of Neuroscience*, April 2024.
- [128] Michael T Ullman. Contributions of Memory Circuits to Language: The Declarative/Procedural Model. *Cognition*, 92(1-2):231–270, 05 2004.
- [129] Michael T. Ullman. *Chapter 76 - The Declarative/Procedural Model: A Neurobiological Model of Language Learning, Knowledge, and Use*, pages 953–968. Academic Press, San Diego, 2016.
- [130] David A. van Leeuwen. ROC: Compute Structures To Compute ROC and DET Plots and Metrics for 2-Class Classifiers, 2015. Publisher: R package.
- [131] David A. van Leeuwen and Niko Brümmer. An Introduction to Application-Independent Evaluation of Speaker Recognition Systems. In Christian Müller, editor, *Speaker Classification I: Fundamentals, Features, and Methods*, pages 330–353. Springer-Verlag, Berlin, Heidelberg, 2007.
- [132] Janith Weerasinghe and Rachel Greenstadt. Feature Vector Difference based Neural Network and Logistic Regression Models for Authorship Verification. In Linda Cappellato, Carsten Eickhoff, Nicola Ferro, and Aurélie Névéol, editors, *Working Notes of CLEF 2020 - Conference and Labs of the Evaluation Forum, Thessaloniki, Greece, September 22-25, 2020*, volume 2696 of *CEUR Workshop Proceedings*. CEUR-WS.org, 2020.
- [133] Janith Weerasinghe, Rhia Singh, and Rachel Greenstadt. Feature Vector Difference based Authorship Verification for Open-World Settings. In Guglielmo Faggioli, Nicola Ferro, Alexis Joly, Maria Maistro, and Florina Piroi, editors, *Proceedings of the Working Notes of CLEF 2021 - Conference and Labs of the Evaluation Forum, Bucharest, Romania, September 21st - to - 24th, 2021*, volume 2936 of *CEUR Workshop Proceedings*, pages 2201–2207. CEUR-WS.org, 2021.
- [134] Janith Weerasinghe, Rhia Singh, and Rachel Greenstadt. Using Authorship Verification to Mitigate Abuse in Online Communities. In Ceren Budak, Meeyoung Cha, and Daniele Quercia, editors, *Proceedings of the Sixteenth International AAI Conference on Web and Social Media, ICWSM 2022, Atlanta, Georgia, USA, June 6-9, 2022*, pages 1075–1086. AAAI Press, 2022.
- [135] Anna Wegmann, Marijn Schraagen, and Dong Nguyen. Same Author or Just Same Topic? Towards Content-Independent Style Representations. In Spandana Gella, He He, Bodhisattwa Prasad Majumder, Burcu Can, Eleonora Giunchiglia, Samuel Cahyawijaya, Sewon Min, Maximilian Mozes, Xiang Lorraine Li, Isabelle Augenstein, Anna Rogers, Kyunghyun Cho, Edward Grefenstette, Laura Rimell, and Chris Dyer, editors, *Proceedings of the 7th Workshop on Representation Learning for NLP, RepL4NLP@ACL 2022, Dublin, Ireland, May 26, 2022*, pages 249–268. Association for Computational Linguistics, 2022.
- [136] David Wright. Using Word n-grams to Identify Authors and Idiolects: A Corpus Approach to a Forensic Linguistic Problem. *International Journal of Corpus Linguistics*, 22(2):212–241, 2017.
- [137] Inc. Yelp. Yelp Open Dataset: An All-Purpose Dataset for Learning. <https://www.yelp.com/dataset>, 2018.
- [138] G. Zadora. Evaluation of Evidence Value of Glass Fragments by Likelihood Ratio and Bayesian Network Approaches. *Analytica Chimica Acta*, 642(1-2):279–290, 05 2009.