

# Search for CP-violating Neutrino Non-Standard Interactions with the NOvA Experiment

M. A. Acero,<sup>2</sup> B. Acharya,<sup>32</sup> P. Adamson,<sup>13</sup> L. Aliaga,<sup>13</sup> N. Anfimov,<sup>27</sup> A. Antoshkin,<sup>27</sup> E. Arrieta-Diaz,<sup>28</sup> L. Asquith,<sup>40</sup> A. Aurisano,<sup>7</sup> A. Back,<sup>21</sup> N. Balashov,<sup>27</sup> P. Baldi,<sup>26</sup> B. A. Bambah,<sup>18</sup> A. Bat,<sup>3,12</sup> K. Bays,<sup>31,20</sup> R. Bernstein,<sup>13</sup> T. J. C. Bezerra,<sup>40</sup> V. Bhatnagar,<sup>34</sup> D. Bhattarai,<sup>32</sup> B. Bhuyan,<sup>16</sup> J. Bian,<sup>26,31</sup> A. C. Booth,<sup>36,40</sup> R. Bowles,<sup>21</sup> B. Brahma,<sup>19</sup> C. Bromberg,<sup>29</sup> N. Buchanan,<sup>9</sup> A. Butkevich,<sup>23</sup> S. Calvez,<sup>9</sup> T. J. Carroll,<sup>42,48</sup> E. Catano-Mur,<sup>47</sup> J. P. Cesar,<sup>42</sup> A. Chatla,<sup>18</sup> S. Chaudhary,<sup>16</sup> R. Chirco,<sup>20</sup> B. C. Choudhary,<sup>11</sup> A. Christensen,<sup>9</sup> M. F. Cicala,<sup>44</sup> T. E. Coan,<sup>39</sup> A. Cooleybeck,<sup>48</sup> C. Cortes-Parra,<sup>28</sup> D. Coveyou,<sup>45</sup> L. Cremonesi,<sup>36</sup> G. S. Davies,<sup>32</sup> P. F. Derwent,<sup>13</sup> Z. Djurcic,<sup>1</sup> M. Dolce,<sup>46,43</sup> D. Doyle,<sup>9</sup> D. Dueñas Tonguino,<sup>7</sup> E. C. Dukes,<sup>45</sup> A. Dye,<sup>32</sup> R. Ehrlich,<sup>45</sup> E. Ewart,<sup>21</sup> P. Filip,<sup>24</sup> J. Franc,<sup>10</sup> M. J. Frank,<sup>37</sup> H. R. Gallagher,<sup>43</sup> F. Gao,<sup>35</sup> A. Giri,<sup>19</sup> R. A. Gomes,<sup>15</sup> M. C. Goodman,<sup>1</sup> M. Groh,<sup>9,21</sup> R. Group,<sup>45</sup> A. Habig,<sup>30</sup> F. Hakl,<sup>22</sup> J. Hartnell,<sup>40</sup> R. Hatcher,<sup>13</sup> M. He,<sup>17</sup> K. Heller,<sup>31</sup> V. Hewes,<sup>7</sup> A. Himmel,<sup>13</sup> Y. Ivaneev,<sup>27</sup> A. Ivanova,<sup>27</sup> B. Jargowsky,<sup>26</sup> J. Jarosz,<sup>9</sup> C. Johnson,<sup>9</sup> M. Judah,<sup>9,35</sup> I. Kakorin,<sup>27</sup> D. M. Kaplan,<sup>20</sup> A. Kalitkina,<sup>27</sup> J. Kleykamp,<sup>32</sup> O. Klimov,<sup>27</sup> L. W. Koerner,<sup>17</sup> L. Kolupaeva,<sup>27</sup> R. Kralik,<sup>40</sup> A. Kumar,<sup>34</sup> C. D. Kuruppu,<sup>38</sup> V. Kus,<sup>10</sup> T. Lackey,<sup>13,21</sup> K. Lang,<sup>42</sup> J. Lesmeister,<sup>17</sup> A. Lister,<sup>48</sup> J. Liu,<sup>26</sup> J. A. Lock,<sup>40</sup> M. Lokajicek,<sup>24</sup> M. MacMahon,<sup>44</sup> S. Magill,<sup>1</sup> W. A. Mann,<sup>43</sup> M. T. Manoharan,<sup>8</sup> M. Manrique Plata,<sup>21</sup> M. L. Marshak,<sup>31</sup> M. Martinez-Casales,<sup>25</sup> V. Matveev,<sup>23</sup> B. Mehta,<sup>34</sup> M. D. Messier,<sup>21</sup> H. Meyer,<sup>46</sup> T. Miao,<sup>13</sup> V. Mikola,<sup>44</sup> W. H. Miller,<sup>31</sup> S. Mishra,<sup>4</sup> S. R. Mishra,<sup>38</sup> A. Mislivec,<sup>31</sup> R. Mohanta,<sup>18</sup> A. Moren,<sup>30</sup> A. Morozova,<sup>27</sup> W. Mu,<sup>13</sup> L. Muallem,<sup>5</sup> M. Muether,<sup>46</sup> K. Mulder,<sup>44</sup> D. Myers,<sup>42</sup> D. Naples,<sup>35</sup> A. Nath,<sup>16</sup> S. Nelleri,<sup>8</sup> J. K. Nelson,<sup>47</sup> R. Nichol,<sup>44</sup> E. Niner,<sup>13</sup> A. Norman,<sup>13</sup> A. Norrick,<sup>13</sup> T. Nosek,<sup>6</sup> H. Oh,<sup>7</sup> A. Olshevskiy,<sup>27</sup> T. Olson,<sup>17</sup> M. Ozkaynak,<sup>44</sup> A. Pal,<sup>33</sup> J. Paley,<sup>13</sup> L. Panda,<sup>33</sup> R. B. Patterson,<sup>5</sup> G. Pawloski,<sup>31</sup> O. Petrova,<sup>27</sup> R. Petti,<sup>38</sup> L. R. Prais,<sup>32</sup> A. Raffique,<sup>1</sup> V. Raj,<sup>5</sup> M. Rajaoalisoa,<sup>7</sup> B. Ramson,<sup>13</sup> M. Ravelhofer,<sup>25,21</sup> B. Rebel,<sup>13,48</sup> P. Roy,<sup>46</sup> O. Samoylov,<sup>27</sup> M. C. Sanchez,<sup>14,25</sup> S. Sánchez Falero,<sup>25</sup> P. Shanahan,<sup>13</sup> P. Sharma,<sup>34</sup> A. Shmakov,<sup>26</sup> A. Sheshukov,<sup>27</sup> S. Shukla,<sup>4</sup> D. K. Singha,<sup>18</sup> W. Shorrocks,<sup>40</sup> I. Singh,<sup>11</sup> P. Singh,<sup>36,11</sup> V. Singh,<sup>4</sup> E. Smith,<sup>21</sup> J. Smolik,<sup>10</sup> P. Snopok,<sup>20</sup> N. Solomey,<sup>46</sup> A. Sousa,<sup>7</sup> K. Soustruznik,<sup>6</sup> M. Strait,<sup>31</sup> L. Suter,<sup>13</sup> A. Sutton,<sup>14,25,45</sup> K. Sutton,<sup>5</sup> S. Swain,<sup>33</sup> C. Sweeney,<sup>44</sup> A. Sztuc,<sup>44</sup> B. Tapia Oregui,<sup>42</sup> P. Tas,<sup>6</sup> T. Thakore,<sup>7</sup> J. Thomas,<sup>44,48</sup> E. Tiras,<sup>12,25</sup> Y. Torun,<sup>20</sup> J. Tripathi,<sup>34</sup> J. Trokan-Tenorio,<sup>47</sup> J. Urheim,<sup>21</sup> P. Vahle,<sup>47</sup> Z. Vallari,<sup>5</sup> J. Vasel,<sup>21</sup> J. D. Villamil,<sup>28</sup> K. J. Vockerodt,<sup>36</sup> T. Vrba,<sup>10</sup> M. Wallbank,<sup>7</sup> M. Wetstein,<sup>25</sup> D. Whittington,<sup>41</sup> D. A. Wickremasinghe,<sup>13</sup> T. Wieber,<sup>31</sup> J. Wolcott,<sup>43</sup> M. Wrobel,<sup>9</sup> S. Wu,<sup>31</sup> W. Wu,<sup>26</sup> Y. Xiao,<sup>26</sup> B. Yaeggy,<sup>7</sup> A. Yahaya,<sup>46</sup> A. Yankelevich,<sup>26</sup> K. Yonehara,<sup>13</sup> Y. Yu,<sup>20</sup> S. Zadorozhnyy,<sup>23</sup> J. Zalesak,<sup>24</sup> and R. Zwaska<sup>13</sup>

(The NOvA Collaboration)

<sup>1</sup>Argonne National Laboratory, Argonne, Illinois 60439, USA

<sup>2</sup>Universidad del Atlantico, Carrera 30 No. 8-49, Puerto Colombia, Atlantico, Colombia

<sup>3</sup>Bandirma Onyedi Eylul University, Faculty of Engineering and Natural

Sciences, Engineering Sciences Department, 10200, Bandirma, Balikesir, Turkey

<sup>4</sup>Department of Physics, Institute of Science, Banaras Hindu University, Varanasi, 221 005, India

<sup>5</sup>California Institute of Technology, Pasadena, California 91125, USA

<sup>6</sup>Charles University, Faculty of Mathematics and Physics, Institute of Particle and Nuclear Physics, Prague, Czech Republic

<sup>7</sup>Department of Physics, University of Cincinnati, Cincinnati, Ohio 45221, USA

<sup>8</sup>Department of Physics, Cochin University of Science and Technology, Kochi 682 022, India

<sup>9</sup>Department of Physics, Colorado State University, Fort Collins, CO 80523-1875, USA

<sup>10</sup>Czech Technical University in Prague, Brehova 7, 115 19 Prague 1, Czech Republic

<sup>11</sup>Department of Physics and Astrophysics, University of Delhi, Delhi 110007, India

<sup>12</sup>Department of Physics, Erciyes University, Kayseri 38030, Turkey

<sup>13</sup>Fermi National Accelerator Laboratory, Batavia, Illinois 60510, USA

<sup>14</sup>Florida State University, Tallahassee, Florida 32306, USA

<sup>15</sup>Instituto de Física, Universidade Federal de Goiás, Goiânia, Goiás, 74690-900, Brazil

<sup>16</sup>Department of Physics, IIT Guwahati, Guwahati, 781 039, India

<sup>17</sup>Department of Physics, University of Houston, Houston, Texas 77204, USA

<sup>18</sup>School of Physics, University of Hyderabad, Hyderabad, 500 046, India

<sup>19</sup>Department of Physics, IIT Hyderabad, Hyderabad, 502 205, India

<sup>20</sup>Illinois Institute of Technology, Chicago IL 60616, USA

<sup>21</sup>Indiana University, Bloomington, Indiana 47405, USA

<sup>22</sup>Institute of Computer Science, The Czech Academy of Sciences, 182 07 Prague, Czech Republic

<sup>23</sup>Institute for Nuclear Research of Russia, Academy of Sciences 7a, 60th October Anniversary prospect, Moscow 117312, Russia

<sup>24</sup>Institute of Physics, The Czech Academy of Sciences, 182 21 Prague, Czech Republic

<sup>25</sup>Department of Physics and Astronomy, Iowa State University, Ames, Iowa 50011, USA

<sup>26</sup>Department of Physics and Astronomy, University of California at Irvine, Irvine, California 92697, USA

<sup>27</sup>Joint Institute for Nuclear Research, Dubna, Moscow region 141980, Russia

<sup>28</sup>Universidad del Magdalena, Carrera 32 No 22-08 Santa Marta, Colombia

<sup>29</sup>Department of Physics and Astronomy, Michigan State University, East Lansing, Michigan 48824, USA

<sup>30</sup>Department of Physics and Astronomy, University of Minnesota Duluth, Duluth, Minnesota 55812, USA

<sup>31</sup>School of Physics and Astronomy, University of Minnesota Twin Cities, Minneapolis, Minnesota 55455, USA

<sup>32</sup>University of Mississippi, University, Mississippi 38677, USA

<sup>33</sup>National Institute of Science Education and Research, Khurda, 752050, Odisha, India

<sup>34</sup>Department of Physics, Panjab University, Chandigarh, 160 014, India

<sup>35</sup>Department of Physics, University of Pittsburgh, Pittsburgh, Pennsylvania 15260, USA

<sup>36</sup>Particle Physics Research Centre, Department of Physics and Astronomy,  
Queen Mary University of London, London E1 4NS, United Kingdom

<sup>37</sup>Department of Physics, University of South Alabama, Mobile, Alabama 36688, USA

<sup>38</sup>Department of Physics and Astronomy, University of South Carolina, Columbia, South Carolina 29208, USA

<sup>39</sup>Department of Physics, Southern Methodist University, Dallas, Texas 75275, USA

<sup>40</sup>Department of Physics and Astronomy, University of Sussex, Falmer, Brighton BN1 9QH, United Kingdom

<sup>41</sup>Department of Physics, Syracuse University, Syracuse NY 13210, USA

<sup>42</sup>Department of Physics, University of Texas at Austin, Austin, Texas 78712, USA

<sup>43</sup>Department of Physics and Astronomy, Tufts University, Medford, Massachusetts 02155, USA

<sup>44</sup>Physics and Astronomy Department, University College London, Gower Street, London WC1E 6BT, United Kingdom

<sup>45</sup>Department of Physics, University of Virginia, Charlottesville, Virginia 22904, USA

<sup>46</sup>Department of Mathematics, Statistics, and Physics, Wichita State University, Wichita, Kansas 67260, USA

<sup>47</sup>Department of Physics, William & Mary, Williamsburg, Virginia 23187, USA

<sup>48</sup>Department of Physics, University of Wisconsin-Madison, Madison, Wisconsin 53706, USA

(Dated: March 13, 2024)

This Letter reports a search for charge-parity (CP) symmetry violating non-standard interactions (NSI) of neutrinos with matter using the NOvA Experiment, and examines their effects on the determination of the standard oscillation parameters. Data from  $\nu_\mu(\bar{\nu}_\mu) \rightarrow \nu_\mu(\bar{\nu}_\mu)$  and  $\nu_\mu(\bar{\nu}_\mu) \rightarrow \nu_e(\bar{\nu}_e)$  oscillation channels are used to measure the effect of the NSI parameters  $\varepsilon_{e\mu}$  and  $\varepsilon_{e\tau}$ . With 90% C.L. the magnitudes of the NSI couplings are constrained to be  $|\varepsilon_{e\mu}| \lesssim 0.3$  and  $|\varepsilon_{e\tau}| \lesssim 0.4$ . A degeneracy at  $|\varepsilon_{e\tau}| \approx 1.8$  is reported, and we observe that the presence of NSI limits sensitivity to the standard CP phase  $\delta_{\text{CP}}$ .

Theoretical and experimental research extending over many decades has yielded an established framework for neutrino oscillation phenomena [1–15]. According to this framework, neutrino flavor eigenstates ( $\nu_e, \nu_\mu, \nu_\tau$ ) are a mixture of three mass eigenstates ( $\nu_1, \nu_2, \nu_3$ ), such that

$$\nu_\alpha = \sum_i U_{\alpha i} \nu_i; \quad \alpha = (e, \mu, \tau); \quad i = (1, 2, 3), \quad (1)$$

where  $U$  is the Pontecorvo–Maki–Nakagawa–Sakata (PMNS)  $3 \times 3$  mixing matrix [3, 4].  $U$  is parameterized in terms of three mixing angles,  $(\theta_{12}, \theta_{13}, \theta_{23})$ , and a charge-parity (CP) symmetry violating phase,  $\delta_{\text{CP}}$ , the measurement of which is of paramount relevance. If  $\delta_{\text{CP}}$  is not an integer multiple of  $\pi$ , it would indicate CP violation in the neutrino sector providing a feasible explanation to open questions in Cosmology, including the observed matter-antimatter asymmetry in the Universe [16–18]. Accurate values of the mixing angles  $\theta_{12}$  and  $\theta_{13}$  have been obtained by solar [8, 9, 19–22] and reactor [10, 13–15] experiments. A precise measurement of the mixing angle  $\theta_{23}$ , which determines the coupling of the  $\nu_\mu$  and  $\nu_\tau$  states to  $\nu_3$ , is part of current and future research efforts [23–26].

The frequency of neutrino oscillations is mainly governed by the mass-squared splittings  $\Delta m_{ji}^2 \equiv m_j^2 - m_i^2$  between two neutrino mass eigenstates  $\nu_{j,i}$ . Measurements from solar neutrino experiments [8, 9, 20, 27–31]

determined that  $\Delta m_{21}^2$  is positive, while the sign of  $\Delta m_{32}^2$  is still unknown. Taking the mass state  $\nu_1$  as having the largest contribution from the flavor state  $\nu_e$ , if  $\Delta m_{32}^2 > 0$ , neutrinos are said to have a Normal mass Ordering (NO), while if  $\Delta m_{32}^2 < 0$ , neutrinos would have an Inverted mass Ordering (IO).

Standard interactions of neutrinos with matter change the oscillation probability as compared to in vacuum. This Mikheyev–Smirnov–Wolfenstein (MSW) effect [32–34] is produced by the coherent forward scattering of neutrinos on electrons in the Earth’s crust and enhances (suppresses) the rate of  $\nu_\mu \rightarrow \nu_e$  ( $\bar{\nu}_\mu \rightarrow \bar{\nu}_e$ ) for the NO, with a reversed effect for the IO.

A precise measurement of the oscillation parameters is crucial to probe alternative models that predict neutrino oscillations. Among these, extensions of the above-described framework proposing the presence of sub-leading neutrino interactions with matter, has been of interest to the community because of the large potential impact the new interactions may have on the determination of the oscillation parameters [35–39]. Also, these kinds of models have been considered to explain recent differences between individual measurements of  $\delta_{\text{CP}}$  between NOvA and T2K [40, 41]. This Letter considers such a possibility in which, in particular, Neutral Current-like Non-Standard Interactions (NC-NSI) of neutrinos with matter are included (Charged Current-

like NSI, affecting the production and detection of neutrinos, are not considered here). These NC-NSI can be expressed by an effective four-fermion Lagrangian

$$\mathcal{L} = -2\sqrt{2}G_F\varepsilon_{\alpha\beta}^{fX}(\bar{\nu}_\alpha\gamma^\mu P_L\nu_\beta)(\bar{f}\gamma_\mu P_X f), \quad (2)$$

where  $G_F$  is the Fermi constant,  $P_X$  is the left ( $X = L$ ) or right ( $X = R$ ) chirality projection operator, and  $\varepsilon_{\alpha\beta}^{fX}$  are dimensionless coefficients quantifying the strength of the NSI between neutrinos of flavor  $\alpha$  and  $\beta$  and the matter field  $f$ , relative to the Weak scale [42]. If  $\varepsilon_{\alpha\beta}^{fX} \neq 0$ , Beyond Standard Model (BSM) physics would manifest in the form of lepton flavor violation ( $\alpha \neq \beta$ ) and/or lepton flavor universality violation ( $\alpha = \beta$ ). For neutrinos traveling through the Earth, the interaction with matter can be parametrized in terms of the effective NSI couplings  $\varepsilon_{\alpha\beta}$ , which encompass the new BSM phenomenology [42].

In this scenario, where the phenomenology of neutrino propagation in matter is altered by the presence of NSI, the Hamiltonian is modified to include the effective parameters governing the new interactions in the standard matter potential matrix, leading to

$$H = U \begin{pmatrix} 0 & 0 & 0 \\ 0 & \Delta_{21} & 0 \\ 0 & 0 & \Delta_{31} \end{pmatrix} U^\dagger + V \begin{pmatrix} 1 + \varepsilon_{ee} & \varepsilon_{e\mu} & \varepsilon_{e\tau} \\ \varepsilon_{e\mu}^* & \varepsilon_{\mu\mu} & \varepsilon_{\mu\tau} \\ \varepsilon_{e\tau}^* & \varepsilon_{\mu\tau}^* & \varepsilon_{\tau\tau} \end{pmatrix}, \quad (3)$$

where  $\Delta_{ji} \equiv \Delta m_{ji}^2/2E$ ,  $E$  is the neutrino energy, and  $V = \sqrt{2}G_F N_e$  corresponds to the normal matter potential leading to the MSW effect, with  $N_e$  and  $G_F$  being the electron number density and the Fermi coupling constant, respectively [43]. The parameter  $V$  can be written as a function of the matter density  $\rho$ ,

$$V \simeq 7.6 Y_e \times 10^{-14} \left( \frac{\rho}{\text{g/cm}^3} \right) \text{eV}, \quad (4)$$

with  $Y_e = N_e/(N_p + N_n) \simeq 0.5$ , the relative electron number density in the Earth's crust.

The NSI couplings are, in general, complex quantities and can be written as

$$\varepsilon_{\alpha\beta} = |\varepsilon_{\alpha\beta}| e^{i\delta_{\alpha\beta}}, \quad (5)$$

where  $\delta_{\alpha\beta}$  are new CP-violating phases associated with each NSI amplitude. However, due to the hermiticity of the Hamiltonian in Eq. (3),  $\varepsilon_{\alpha\beta} = \varepsilon_{\beta\alpha}^*$ , implying that the on-diagonal terms are real. For the off-diagonal couplings, the phases  $\delta_{\alpha\beta}$  along with the moduli  $|\varepsilon_{\alpha\beta}|$  must be considered. As an example, the impact of the NSI phase  $\delta_{e\tau}$  on the  $\nu_e$  flavor appearance at the NOvA baseline can be seen in Fig. 1.

The effect of NSI on neutrino phenomenology has been studied by several experiments. The MINOS Collaboration reported a 90% Confidence Level (C.L.) allowed region on  $|\varepsilon_{e\tau}|$  strongly dependent on the effective CP phase  $\delta_{\text{CP}} + \delta_{e\tau}$  [44]. More recently, using high energy atmospheric neutrino data, the IceCube Collaboration set

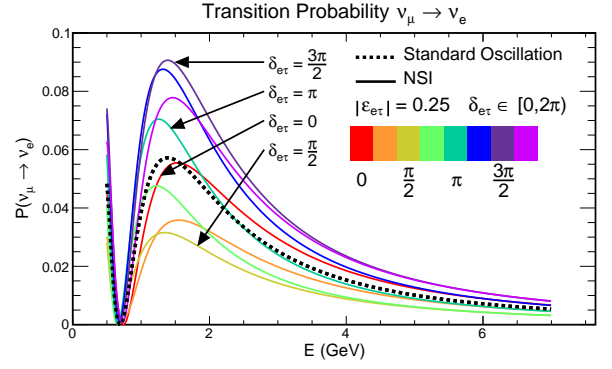


FIG. 1: Oscillation probability  $P(\nu_\mu \rightarrow \nu_e)$  for neutrinos traveling 810 km through the Earth. The standard oscillation prediction (black-dashed line) is compared with the NSI model with  $|\varepsilon_{e\tau}| = 0.25$  and different values of its corresponding phase,  $\delta_{e\tau}$ . The standard three-flavor oscillation parameters are set to the best-fit values reported in Ref. [23]:  $\Delta m_{32}^2 = +2.41 \times 10^{-3} \text{ eV}^2$ ,  $\sin^2 \theta_{23} = 0.57$ ,  $\delta_{\text{CP}} = 0.82\pi$ .

stringent constraints (90% C.L.) of  $|\varepsilon_{e\mu}| \leq 0.146$ , and  $|\varepsilon_{e\tau}| \leq 0.173$  [45], and  $-0.0041 < \varepsilon_{\mu\tau} < 0.0031$  when accounting for an effective real-valued parameter [46]. It is worth noting that IceCube assumes a fixed  $\delta_{\text{CP}} = 0$  in their analyses.

NOvA [47] is a long-baseline experiment designed to measure neutrino oscillations through the disappearance of  $\nu_\mu$  ( $\bar{\nu}_\mu$ ) and the appearance of  $\nu_e$  ( $\bar{\nu}_e$ ) from a beam mainly composed of  $\nu_\mu$  ( $\bar{\nu}_\mu$ ) [23]. Muon (anti)neutrinos are produced in the NuMI beam [48] through the decay of pions and kaons resulting from 120 GeV protons scattering off a fixed carbon target. Charged pions and kaons, focused by two magnetic horns, decay into  $\mu^+(\mu^-)$  and  $\nu_\mu(\bar{\nu}_\mu)$ . The polarity of the horns is used to select between a neutrino (antineutrino)-dominated beam composed of 93% (92%) pure  $\nu_\mu$  ( $\bar{\nu}_\mu$ ) [23]. Neutrinos are detected by two functionally identical tracking calorimeters. The Near Detector (ND) is located at Fermilab, 100 m underground and  $\sim 1$  km from the neutrino production target, while the Far Detector (FD) is placed  $\sim 810$  km away from the neutrino source at Ash River, Minnesota. As the FD is on the surface, it receives a cosmic-ray flux of  $\sim 130$  kHz. NOvA detectors are placed 14.6 mrad off-axis with respect to the beamline, producing a narrow-band energy spectrum at the FD peaked around 1.8 GeV, which optimizes standard three-flavor oscillations for the NOvA baseline. A detailed description of the NOvA detectors can be found elsewhere [47, 49].

The sensitivity of NOvA to  $\delta_{\text{CP}}$  and the sign of  $\Delta m_{32}^2$  is strongly related to standard matter effects on electron (anti)neutrinos as they travel through the Earth. Due to degeneracies, the presence of NSI  $\varepsilon_{\alpha\beta}$  terms could complicate the measurement of standard oscillation parameters. Here we analyze the same dataset presented in Ref. [23] corresponding to an equivalent exposure of  $13.6 \times 10^{20}$  protons on target (POT-equiv.) in  $\nu$ -mode from 555.3 s of integrated beam-pulse time recorded from

February 6, 2014, to March 20, 2020, and  $12.5 \times 10^{20}$  protons on target (POT) in  $\bar{\nu}$ -mode delivered during 321.1 s of integrated beam-pulse time recorded from June 29, 2016, to February 26, 2019.

The specific aspects of the analysis framework are described in more detail in Ref. [23], including event simulation, selection, and reconstruction criteria. The analyzed data and the treatment of systematic uncertainties also entirely follow the aforementioned reference.

Since recent measurements with atmospheric neutrinos reached a stronger sensitivity on  $\varepsilon_{\mu\tau}$  [45], we do not include this coupling in the present study. This analysis focuses on the parameters  $\varepsilon_{e\mu}$  and  $\varepsilon_{e\tau}$ , which modify the FD electron neutrino appearance probability, where NOvA has competitive sensitivity.

For the analysis presented here, predicted energy spectra are constructed by varying the standard and non-standard oscillation parameters. These spectra are compared to NOvA FD data using a Poisson negative log-likelihood ratio,  $-2\ln\mathcal{L}$ . Systematic uncertainties are included as nuisance parameters and assigned penalty terms equal to the square of the number of standard deviations by which they vary from their nominal values. The parameter values that minimize the  $-2\ln\mathcal{L}$  are taken as the best-fit. During the fit, in addition to all PMNS oscillation parameters, only one NSI  $\varepsilon_{\alpha\beta}$  coupling is taken to be non-zero at a time, with all other sectors neglected. The leading-order dependence is not  $\delta_{\alpha\beta}$  alone, but instead the sum of phases  $\delta_{CP} + \delta_{\alpha\beta}$ . As in the MINOS analysis [44], the measurement of the NSI strength  $|\varepsilon_{\alpha\beta}|$  is done with respect to this sum, where the result is profiled over the difference  $\delta_{CP} - \delta_{\alpha\beta}$ . Using the sum takes into account the degeneracy in phases, while profiling over the difference allows us to consider all linearly independent combinations of  $\delta_{\alpha\beta}$  and  $\delta_{CP}$ . The fitter repeatedly finds the local best-fits starting from randomly seeded combinations of all fitted parameters until it determines that the global best-fit has very likely been found [50].

As NOvA is less sensitive to  $\sin^2\theta_{12}$ ,  $\Delta m_{21}^2$ , and  $\sin^2\theta_{13}$  compared to solar and reactor experiments, in contrast to the standard three-flavor analysis [23], we use high-precision external measurements from Refs. [51–54] for these parameters in the form of a Gaussian constraint in the fit. The global averages are limited to reactor-only experiments where the baseline is too short for NSI to play a large role in the result. This avoids possible contamination from the effects of NSI in results that are measured assuming a standard oscillation model.

An additional consideration is that the strength of the NSI signal is proportional to the matter density,  $\rho$ . As the neutrinos from the NuMI beam propagate up to a depth of 11 km underground, they experience different rock densities. This is taken into account during the fit by treating  $\rho$  as a nuisance parameter. The oscillation model predicts no difference in using the average density compared to using slices of density, hence the average is used. To estimate the average matter density and its

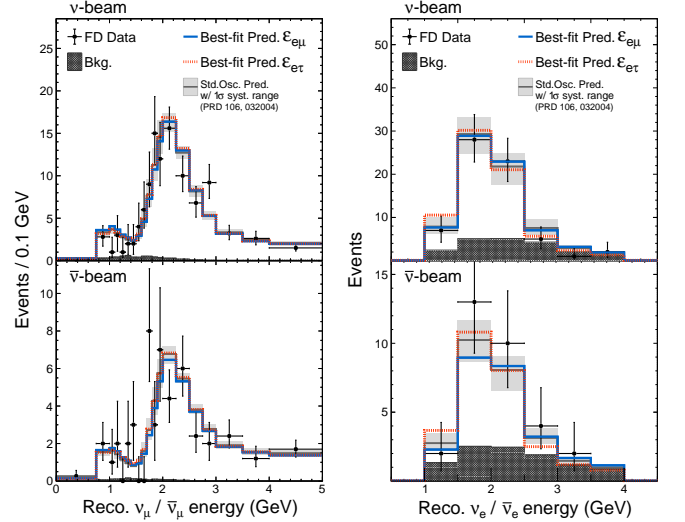


FIG. 2: Reconstructed FD energy spectra for  $\nu_\mu(\bar{\nu}_\mu)$ -CC events (left) and  $\nu_e(\bar{\nu}_e)$ -CC events (right) from a predominantly neutrino (top) or antineutrino (bottom) beam, with predicted background shown in gray. The standard oscillation prediction (solid black histogram) and its corresponding  $1\sigma$  systematic uncertainty range are compared with the best-fit predictions of this analysis for  $\varepsilon_{e\mu}$  (solid blue line) and  $\varepsilon_{e\tau}$  (dotted red line).

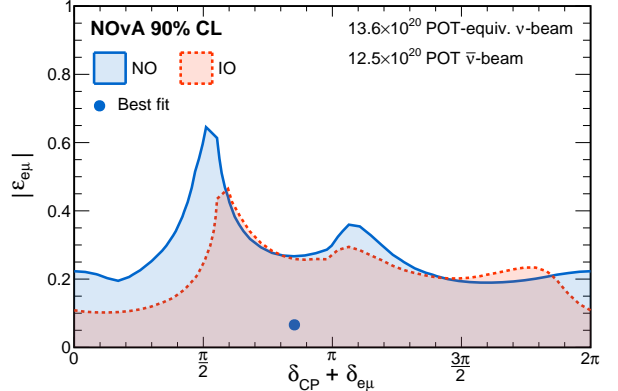


FIG. 3: NOvA 90% C.L. allowed region for the  $\varepsilon_{e\mu}$  vs.  $(\delta_{CP} + \delta_{e\mu})$  parameter space, for NO (solid blue) and IO (dashed red). The global best-fit is found at the NO hypothesis.

uncertainty, the CRUST1.0 model [55, 56] is compared to deep bore datasets [57, 58] as well as samples from the NOvA ND site. A value of  $\langle\rho\rangle = (2.74 \pm 0.10) \text{ g/cm}^3$  is implemented as a Gaussian constraint in the fit.

The observed numbers of  $\nu_\mu(\bar{\nu}_\mu)$  and  $\nu_e(\bar{\nu}_e)$  events at the NOvA FD are shown in Fig. 2 together with the standard oscillations (SO) best-fit prediction, and its corresponding estimated background [23]. The largest contribution to backgrounds for FD  $\nu_e(\bar{\nu}_e)$  events comes from beam-produced  $\nu_e(\bar{\nu}_e)$  components, on which the addition of the NSI parameters studied here only have

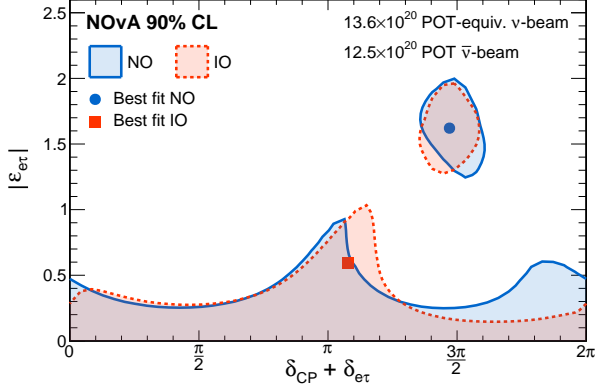


FIG. 4: NOvA 90% C.L. allowed region for the  $|\varepsilon_{e\tau}|$  vs.  $(\delta_{CP} + \delta_{e\tau})$  parameter space, for NO (solid blue) and IO (dashed red). Both data fits for NO and IO are found degenerate at the same  $-2\ln\mathcal{L} = 172.9$ . No mass hierarchy preference is observed.

a marginal impact. Figure 2 also exhibits the best-fit predictions obtained in this analysis (including the SO parameters and the corresponding NSI parameter), showing that NSI predictions are consistent with the spectra produced in the SO model within uncertainty. Figures 3 and 4 constitute the main results of this analysis, showing the 90% C.L. allowed regions for the corresponding NSI parameter space. No evidence for NSI is observed at 90% C.L., and we place constraints on the absolute value of the NSI couplings  $\varepsilon_{e\mu}$  and  $\varepsilon_{e\tau}$ , for both neutrino mass orderings. These results do not use the Unified Approach of Feldman and Cousins (FC) [59], as preliminary tests on randomly FC-corrected oscillation parameter bins indicated that Wilks' Theorem [60] is satisfied, from where frequentist C.L. intervals are constructed by taking the best-fit  $-2\ln\mathcal{L}$  as reference.

The best-fit for the  $\varepsilon_{e\mu}$  sector is found at NO with  $-2\ln\mathcal{L} = 173.3$  (compared with the SO best-fit,  $-2\ln\mathcal{L} = 173.55$  [23]) for 180 degrees of freedom, with the IO hypothesis disfavored at  $0.6\sigma$ . For the  $\varepsilon_{e\tau}$  analysis, the NO and IO hypotheses are degenerate in the best-fit with the same  $-2\ln\mathcal{L} = 172.9$ . For the  $\varepsilon_{e\tau}$  sector (Fig. 4), a degeneracy allowing large values of this NSI amplitude is also observed, similar to what was previously obtained by MINOS [44], but here NOvA is excluding a large portion of that reported allowed region. The origin of this upper contour can be explained as follows: changing  $\varepsilon_{e\tau}$  changes the reconstructed spectra in distinct ways for  $\nu_e$  and  $\bar{\nu}_e$ . Based on the joint analysis reported in Ref. [23], the  $\nu$ - $\bar{\nu}$  fit cancels most of the opposite effects induced by possible NSI on neutrinos and antineutrinos. However, at  $\varepsilon_{e\tau} = 1.8$  and  $\delta_{CP} + \delta_{e\tau} = \frac{3\pi}{2}$ , both the  $\nu_e$  and  $\bar{\nu}_e$  spectra are identical to the SO ( $\varepsilon_{e\tau} = 0$ ) spectra, creating a degenerate region around that point. As the data are consistent with the SO spectra, this point is also allowed. It is worth noticing that some phenomenological treatments elude strong NSI couplings such as  $\varepsilon_{e\tau} > 1.0$

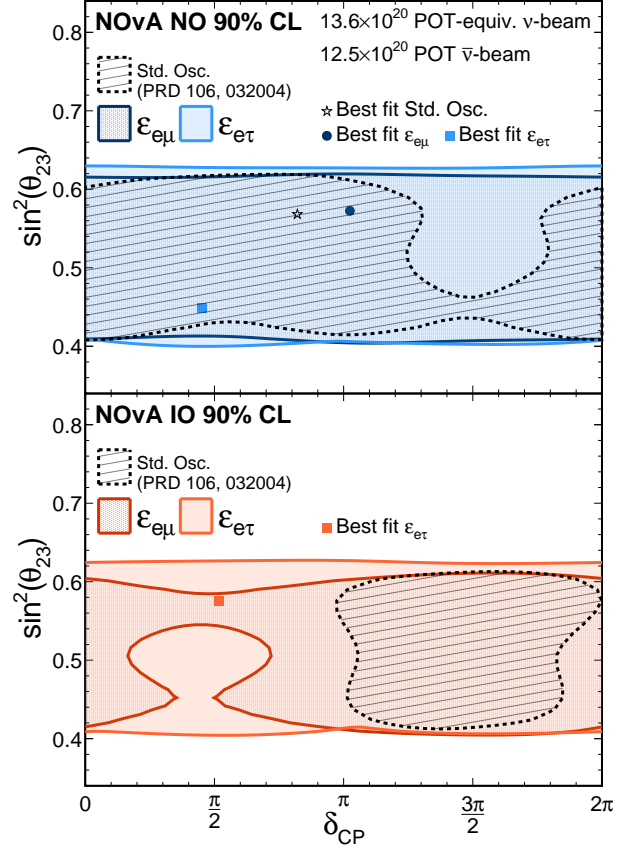


FIG. 5: NOvA 90% C.L. allowed region for the  $\sin^2 \theta_{23}$  vs.  $\delta_{CP}$  parameter space, for NO (top) and IO (bottom), comparing the latest NOvA standard oscillation result (dashed-shaded black region) [23] with cases when the NSI sectors  $\varepsilon_{e\mu}$  (solid dark blue/orange) or  $\varepsilon_{e\tau}$  (solid light blue/orange) are included in the fit.

since it would elevate the contribution of a (otherwise negligible) number of terms in the full  $\nu_\mu \rightarrow \nu_e$  oscillation amplitude [61]. Nonetheless, our analysis presents new experimental evidence which improves constraints on previously allowed large  $\varepsilon_{e\tau}$ . Analyzing a wider range of neutrino energies, and possibly combining with measurements from other experiments, is being explored to increase sensitivity to the upper contour in the future.

The potential presence of NSI may decrease the sensitivity to the SO CP phase  $\delta_{CP}$ . To study this effect, we construct the SO parameter space reported in the previous result from NOvA, allowing for the effects of  $|\varepsilon_{\alpha\beta}|$  and its phase  $\delta_{\alpha\beta}$ . There is a degeneracy between  $\delta_{CP}$  and  $\delta_{\alpha\beta}$  that this analysis does not break. As Fig. 5 illustrates, the sensitivity to  $\delta_{CP}$  is weakened for both neutrino mass orderings, while the constraints on  $\sin^2 \theta_{23}$  are scarcely modified.

In summary, we have performed an analysis of the NOvA FD data within a 3-neutrino framework including

NSI couplings that may affect the way neutrinos change their flavor. Including the NSI parameters  $\varepsilon_{e\mu}$  and  $\varepsilon_{e\tau}$  separately only marginally improves the fit to data. The analysis constrains the NSI amplitudes to  $|\varepsilon_{e\mu}| \lesssim 0.3$  and  $|\varepsilon_{e\tau}| \lesssim 0.4$ , although an allowed region for large values of  $|\varepsilon_{e\tau}|$  is observed due to degeneracies between the parameters. We also observe that the possible existence of NSI would affect the measurement of the Dirac CP-violating phase  $\delta_{CP}$ .

This document was prepared by the NOvA collaboration using the resources of the Fermi National Accelerator Laboratory (Fermilab), a U.S. Department of Energy, Office of Science, HEP User Facility. Fermilab is managed by Fermi Research Alliance, LLC (FRA), acting

under Contract No. DE-AC02-07CH11359. This work was supported by the U.S. Department of Energy; the U.S. National Science Foundation; the Department of Science and Technology, India; the European Research Council; the MSMT CR, GA UK, Czech Republic; the RAS, MSHE, and RFBR, Russia; CNPq and FAPEG, Brazil; UKRI, STFC and the Royal Society, United Kingdom; and the state and University of Minnesota. We are grateful for the contributions of the staffs of the University of Minnesota at the Ash River Laboratory, and of Fermilab. For the purpose of open access, the author has applied a Creative Commons Attribution (CC BY) license to any Author Accepted Manuscript version arising.

- 
- [1] B. Pontecorvo, Sov. Phys. JETP **6**, 429 (1957).
  - [2] B. Pontecorvo, Zh. Eksp. Teor. Fiz. **34**, 247 (1957), [Sov. Phys. JETP **7**, 172 (1958)].
  - [3] Z. Maki, M. Nakagawa, and S. Sakata, Prog. Theor. Phys. **28**, 870 (1962).
  - [4] B. Pontecorvo, Zh. Eksp. Teor. Fiz. **53**, 1717 (1967).
  - [5] H. Fritzsch and P. Minkowski, Phys. Lett. B **62**, 72 (1976).
  - [6] S. M. Bilenky and B. Pontecorvo, Phys. Rept. **41**, 225 (1978).
  - [7] Y. Fukuda et al. (Super-Kamiokande), Phys. Rev. Lett. **81**, 1562 (1998), hep-ex/9807003.
  - [8] S. Fukuda et al. (Super-Kamiokande), Phys. Lett. B **539**, 179 (2002), hep-ex/0205075.
  - [9] Q. R. Ahmad et al. (SNO), Phys. Rev. Lett. **89**, 011302 (2002), nucl-ex/0204009.
  - [10] K. Eguchi et al. (KamLAND), Phys. Rev. Lett. **90**, 021802 (2003), hep-ex/0212021.
  - [11] D. G. Michael et al. (MINOS), Phys. Rev. Lett. **97**, 191801 (2006), hep-ex/0607088.
  - [12] K. Abe et al. (T2K), Phys. Rev. Lett. **107**, 041801 (2011), 1106.2822.
  - [13] Y. Abe et al. (Double Chooz), Phys. Rev. Lett. **108**, 131801 (2012), 1112.6353.
  - [14] F. P. An et al. (Daya Bay), Phys. Rev. Lett. **108**, 171803 (2012), 1203.1669.
  - [15] J. K. Ahn et al. (RENO), Phys. Rev. Lett. **108**, 191802 (2012), 1204.0626.
  - [16] A. Pilaftsis, Phys. Rev. D **56**, 5431 (1997), hep-ph/9707235.
  - [17] W. Buchmuller, P. Di Bari, and M. Plumacher, Annals Phys. **315**, 305 (2005), hep-ph/0401240.
  - [18] W. Buchmuller, R. D. Peccei, and T. Yanagida, Ann. Rev. Nucl. Part. Sci. **55**, 311 (2005), hep-ph/0502169.
  - [19] B. T. Cleveland, T. Daily, R. Davis, Jr., J. R. Distel, K. Lande, C. K. Lee, P. S. Wildenhain, and J. Ullman, Astrophys. J. **496**, 505 (1998).
  - [20] S. N. Ahmed et al. (SNO), Phys. Rev. Lett. **92**, 181301 (2004), nucl-ex/0309004.
  - [21] B. Aharmim et al. (SNO), Phys. Rev. C **72**, 055502 (2005), nucl-ex/0502021.
  - [22] M. B. Smy et al. (Super-Kamiokande), Phys. Rev. D **69**, 011104 (2004), hep-ex/0309011.
  - [23] M. A. Acero et al. (NOvA), Phys. Rev. D **106**, 032004 (2022), 2108.08219.
  - [24] K. Abe et al. (T2K) (2023), 2303.03222.
  - [25] B. Abi et al. (DUNE), Eur. Phys. J. C **80**, 978 (2020), 2006.16043.
  - [26] J. Bian et al. (Hyper-Kamiokande), in *Snowmass 2021* (2022), 2203.02029.
  - [27] S. Abe et al. (KamLAND), Phys. Rev. Lett. **100**, 221803 (2008), 0801.4589.
  - [28] J. P. Cravens et al. (Super-Kamiokande), Phys. Rev. D **78**, 032002 (2008), 0803.4312.
  - [29] K. Abe et al. (Super-Kamiokande), Phys. Rev. D **83**, 052010 (2011), 1010.0118.
  - [30] B. Aharmim et al. (SNO), Phys. Rev. C **88**, 025501 (2013), 1109.0763.
  - [31] K. Abe et al. (Super-Kamiokande), Phys. Rev. D **94**, 052010 (2016), 1606.07538.
  - [32] L. Wolfenstein, Phys. Rev. D **17**, 2369 (1978).
  - [33] S. P. Mikheyev and A. Y. Smirnov, Sov. J. Nucl. Phys. **42**, 913 (1985).
  - [34] S. P. Mikheev and A. Y. Smirnov, Nuovo Cim. C **9**, 17 (1986).
  - [35] J. Kopp, M. Lindner, T. Ota, and J. Sato, Phys. Rev. D **77**, 013007 (2008), 0708.0152.
  - [36] M. C. Gonzalez-Garcia, M. Maltoni, and J. Salvado, JHEP **05**, 075 (2011), 1103.4365.
  - [37] A. Friedland and I. M. Shoemaker (2012), 1207.6642.
  - [38] A. de Gouvêa and K. J. Kelly (2016), 1605.09376.
  - [39] S. K. Agarwalla, S. S. Chatterjee, and A. Palazzo, Phys. Lett. B **762**, 64 (2016), 1607.01745.
  - [40] P. B. Denton, J. Gehrlein, and R. Pestes, Phys. Rev. Lett. **126**, 051801 (2021), 2008.01110.
  - [41] S. S. Chatterjee and A. Palazzo, Phys. Rev. Lett. **126**, 051802 (2021), 2008.04161.
  - [42] Y. Farzan and M. Tortola, Front. in Phys. **6**, 10 (2018), 1710.09360.
  - [43] O. G. Miranda and H. Nunokawa, New J. Phys. **17**, 095002 (2015), 1505.06254.
  - [44] P. Adamson et al. (MINOS), Phys. Rev. D **95**, 012005 (2017), 1605.06169.
  - [45] R. Abbasi et al. (IceCube Collaboration), Phys. Rev. D **104**, 072006 (2021), 2106.07755.
  - [46] R. Abbasi et al. (IceCube), Phys. Rev. Lett. **129**, 011804 (2022), 2201.03566.
  - [47] D. S. Ayres et al. (NOvA Collaboration), Tech. Rep.



- FERMILAB-DESIGN-2007-01, Fermi National Accelerator Laboratory (2007).
- [48] P. Adamson et al. (MINOS Collaboration), Nucl. Instrum. Methods Phys. Res., Sect A **806**, 279 (2016).
  - [49] M. A. Acero et al. (NOvA), Phys. Rev. D **98**, 032012 (2018), 1806.00096.
  - [50] G. Raskutti, M. J. Wainwright, and B. Yu, Journal of Machine Learning Research **15**, 335 (2014).
  - [51] D. Adey et al. (Daya Bay), Phys. Rev. Lett. **121**, 241805 (2018), 1809.02261.
  - [52] G. Bak et al. (RENO), Phys. Rev. Lett. **121**, 201801 (2018), 1806.00248.
  - [53] H. de Kerret et al. (Double Chooz), Nature Phys. **16**, 558 (2020), 1901.09445.
  - [54] A. Gando et al. (KamLAND), Phys. Rev. D **88**, 033001 (2013), 1303.4667.
  - [55] G. Laske, C. Bassin, and G. Masters, EOS Trans. AGU **81**, F897 (2000).
  - [56] G. Laske, G. Masters, Z. Ma, and M. Pasyanos, in *Geophysical research abstracts* (EGU General Assembly Vienna, Austria, 2013), vol. 15, p. 2658.
  - [57] F. F. Gorbatshevich, Acta Geodynamica et Geromaterialia **11**, 165 (2014).
  - [58] L. A. Beyer and F. Clutson, *Density and porosity of oil reservoirs and overlying formations from borehole gravity measurements, Gebo oil field, Hot Springs County, Wyoming* (US Geological Survey, 1978).
  - [59] G. J. Feldman and R. D. Cousins, Phys. Rev. D **57**, 3873 (1998).
  - [60] S. S. Wilks, Annals Math. Statist. **9**, 60 (1938).
  - [61] J. A. B. Coelho, T. Kafka, W. A. Mann, J. Schneps, and O. Altinok, Phys. Rev. D **86**, 113015 (2012).