

Decorrelation of a leader by the increasing number of followers

Satya N. Majumdar¹ and Grégory Schehr²

¹*LPTMS, CNRS, Univ. Paris-Sud, Université Paris-Saclay, 91405 Orsay, France*

²*Sorbonne Université, Laboratoire de Physique Théorique et Hautes Energies,*

CNRS UMR 7589, 4 Place Jussieu, 75252 Paris Cedex 05, France

(Dated: March 12, 2024)

We compute the connected two-time correlator of the maximum $M_N(t)$ of N independent Gaussian stochastic processes (GSP) characterised by a common correlation coefficient ρ that depends on the two times t_1 and t_2 . We show analytically that this correlator, for fixed times t_1 and t_2 , decays for large N as a power law $N^{-\gamma}$ (with logarithmic corrections) with a decorrelation exponent $\gamma = (1 - \rho)/(1 + \rho)$ that depends only on ρ , but otherwise is universal for any GSP. We study several examples of physical processes including the fractional Brownian motion (fBm) with Hurst exponent H and the Ornstein-Uhlenbeck (OU) process. For the fBm, ρ is only a function of $\tau = \sqrt{t_1/t_2}$ and we find an interesting “freezing” transition at a critical value $\tau = \tau_c = (3 - \sqrt{5})/2$. For $\tau < \tau_c$, there is an optimal $H^*(\tau) > 0$ that maximises the exponent γ and this maximal value freezes to $\gamma = 1/3$ for $\tau > \tau_c$. For the OU process, we show that $\gamma = \tanh(\mu|t_1 - t_2|/2)$ where μ is the stiffness of the harmonic trap. Numerical simulations confirm our analytical predictions.

The time evolution of several complex systems in nature is often governed, not by the bulk of the system, but rather by the outliers or extremes that live at the edges of the system. Examples include bacterial infections [1], evolution models [2–4], self-propelled particles in active matter [5], barrier crossing in chemical reactions [6, 7], search processes [8, 9], spikes of correlation matrices of financial data [10], etc. The laws that govern the dynamics of such extremes are typically unknown and are very different from the laws that govern the dynamics of the bulk. Consider for instance an assembly of N particles in one-dimension with positions $\{X_i(t)\}$, $i = 1, \dots, N$. Let

$$M_N(t) = \max\{X_1(t), X_2(t), \dots, X_N(t)\} \quad (1)$$

denote the position of the extreme or the leader at time t . The dynamics of $M_N(t)$ is in general very complicated, even when the particles are independent. This is because the label of the particle that takes the lead changes with time, introducing nontrivial correlations in the dynamics of $M_N(t)$. For independent particles, while at a fixed time t the fluctuations of $M_N(t)$ can be described by the standard extreme value statistics (EVS) of independent variables, the evolution of $M_N(t)$ as a function of time is not described by the EVS. Characterizing the dynamics of $M_N(t)$, even for independent stochastic processes $\{X_i(t)\}$, is thus a challenging problem.

This question of the extreme/leader dynamics appears quite naturally in many complex systems, such as growing networks [11, 12], N independent particles on the line undergoing stochastic dynamics [11–23, 25], evolutionary dynamics in fitness landscapes [2, 3], nonequilibrium dynamics of a freely expanding gas of hard-point particles [4], etc. For example, in the case of a growing network, a leader at a given time is the node with the maximum degree of connections at that time. In these systems, questions such as how many lead changes occur in a given time or how long does a leader stay a leader before be-

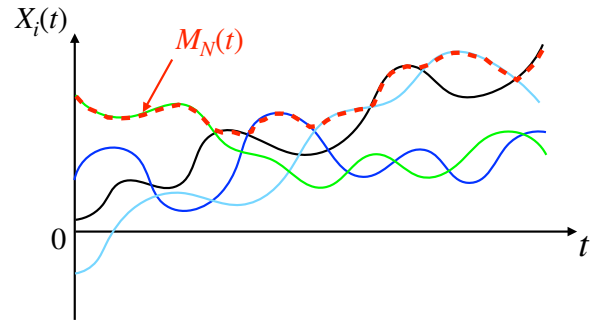


FIG. 1. A schematic figure of the trajectories of $N = 4$ independent Gaussian stochastic processes with the same covariance function. The maximum (leader) $M_N(t)$ is the upper envelope of the four trajectories shown by the dashed red line.

ing taken over by a follower etc have been studied [11–14, 19, 21]. In this paper, we address a different question. We consider N independent stochastic processes $\{X_i(t)\}$, for $i = 1, \dots, N$, and study a different observable associated to the maximum $M_N(t)$, namely, the connected correlator, $\langle M_N(t_1)M_N(t_2) \rangle - \langle M_N(t_1) \rangle \langle M_N(t_2) \rangle$, at two different times t_1 and t_2 . Here our principal interest is to investigate how this correlator behaves as a function of increasing N for fixed t_1 and t_2 . As N increases, one expects indeed that the particle that achieves the maximum at time $t_2 > t_1$ is typically different from the one at time t_1 . Since the particles are independent, this correlator, for fixed t_1 and t_2 , will thus decrease with increasing N . The question is: how does this “decorrelation” occur as a function of increasing N ? Note that this question is different from the auto-correlation of the running maximum for one or more random walks studied in the literature [20, 26].

In this paper, we consider N independent Gaussian

stochastic processes (GSPs) $\{X_i(t)\}$. Many processes in both natural (physical, chemical, biological) as well as artificial (finance, computer science) systems can be modelled by Gaussian processes [27–30]. The prominent examples include Brownian motion, Ornstein-Uhlenbeck process, fractional Brownian motion etc. A GSP $X(t)$ is completely characterized by its covariance matrix, i.e., its joint distribution at M different times t_1, t_2, \dots, t_M can be expressed as

$$P[\{X(t_i) = x_i\}] = \frac{1}{2\pi\sqrt{\det C}} e^{-\frac{1}{2}\sum_{i,j} C_{ij}^{-1} x_i x_j}, \quad (2)$$

where $C_{ij} = \langle X(t_i)X(t_j) \rangle$ is the $M \times M$ covariance matrix and $\det C$ denotes its determinant. We now consider N such independent GSP's, but all of them with the identical covariance function C_{ij} . We note that, since the N particles are independent, the correlator $\langle M_N(t_1)M_N(t_2) \rangle - \langle M_N(t_1) \rangle \langle M_N(t_2) \rangle$ is nonzero if and only if the leader at time t_1 coincides with the leader at time t_2 . In other words,

$$\langle M_N(t_1)M_N(t_2) \rangle - \langle M_N(t_1) \rangle \langle M_N(t_2) \rangle = C_{12} S_N(t_1, t_2), \quad (3)$$

where $S_N(t_1, t_2)$ is the probability that the leader at time t_1 is the same as the leader at time t_2 . Consequently the scaled two-time correlator

$$\mathcal{C}_N(t_1, t_2) = \frac{\langle M_N(t_1)M_N(t_2) \rangle - \langle M_N(t_1) \rangle \langle M_N(t_2) \rangle}{2\sqrt{C_{11}C_{22}}} \quad (4)$$

is given by

$$\mathcal{C}_N(t_1, t_2) = \frac{\rho}{2} S_N(t_1, t_2), \quad (5)$$

where $0 \leq \rho \leq 1$ denotes the correlation coefficient

$$\rho = \frac{C_{12}}{\sqrt{C_{11}C_{22}}}. \quad (6)$$

The quantity $S_N(t_1, t_2)$, or equivalently the scaled correlator $\mathcal{C}_N(t_1, t_2)$ in Eq. (4), contains the essential informations about how the leader decorrelates, for fixed t_1 and t_2 , as a function of increasing size N . The purpose of this Letter is precisely to compute analytically this scaled correlator for large N and show it has a rather rich and interesting behavior as a function of increasing N .

Summary of the main results. Let us first summarize our main results for large N that can be conveniently expressed in terms of

$$\tilde{N} = \frac{N}{2\sqrt{\pi}}. \quad (7)$$

We show that, for large N and $0 < \rho < 1$, the correlator decays as

$$\mathcal{C}_N(t_1, t_2) \underset{N \rightarrow \infty}{\approx} \frac{B(\rho)}{(\ln \tilde{N})^{\frac{1+2\rho}{1+\rho}}} \tilde{N}^{-\gamma}, \quad (8)$$

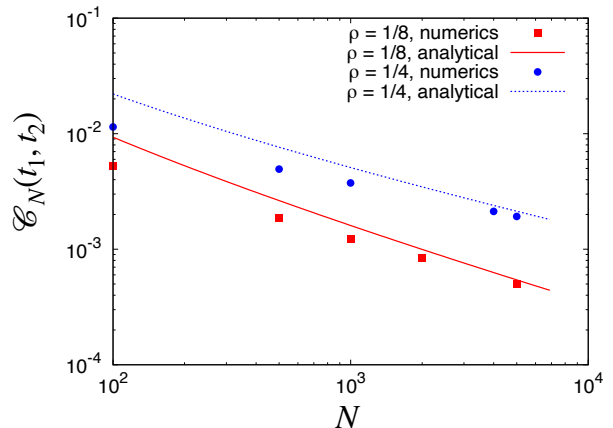


FIG. 2. Plot of $\mathcal{C}_N(t_1, t_2)$ for N Brownian motions with $D = 1$ as a function of N for two different values of $\rho = 1/8$ (with $t_1 = 1, t_2 = 8$) and $\rho = 1/4$ (with $t_1 = 1, t_2 = 4$) in red and blue respectively. The lines correspond to the analytical prediction in Eqs. (8)-(9). The convergence to the asymptotic large N formula is rather slow.

where the decorrelation exponent γ and the amplitude $B(\rho)$ are given explicitly by

$$\gamma = \frac{1-\rho}{1+\rho}, \quad B(\rho) = \frac{1}{8\sqrt{\pi}} \frac{(1+\rho)^{3/2}}{\sqrt{1-\rho}} \Gamma^2\left(\frac{1}{1+\rho}\right). \quad (9)$$

The dependence of $\mathcal{C}_N(t_1, t_2)$ on t_1 and t_2 in Eq. (8) appears only through the correlation coefficient ρ in (9). Thus the decorrelation with increasing N occurs rather slowly, with a leading power law decay characterized by the decorrelation exponent γ that depends continuously on ρ , and with an additional logarithmic correction. Since ρ can be explicitly computed for several GSPs (see later), one can then compute the exponent γ explicitly. We also derive the limiting behavior of the correlator in the two extreme limits $\rho \rightarrow 0$ and $\rho \rightarrow 1$.

We will provide an outline of the derivation of our main result in Eq. (8) at the end of the Letter (with more details in the Supplementary Material [44]). Here, we will first discuss the different physical implications and applications of the principal result in Eq. (8) valid for $0 < \rho < 1$ and then discuss the two limiting cases $\rho \rightarrow 0$ and $\rho \rightarrow 1$.

Examples. We start with the simplest physical example of a Gaussian process, namely the Brownian motion. We consider a set of N independent Brownian motions in one-dimension. A single Brownian motion is a GSP with covariance function $C_{12} = 2D \min(t_1, t_2)$ where D is the diffusion constant. Consequently $C_{11} = 2Dt_1$ and $C_{22} = 2Dt_2$. Hence the correlation coefficient ρ , for $t_1 < t_2$, is given by

$$\rho = \sqrt{\tau} \quad \text{with} \quad \tau = t_1/t_2. \quad (10)$$

Consequently, the decorrelation exponent γ in Eq. (9) is

given by

$$\gamma = \frac{1 - \sqrt{\tau}}{1 + \sqrt{\tau}}. \quad (11)$$

When $t_2 \gg t_1$, we see from Eq. (11) that $\rho \rightarrow 0$. To verify this prediction, we performed numerical simulations and found agreement with these results (see Fig. 2).

Another well known GSP is the Ornstein-Uhlenbeck process, corresponding to an overdamped particle moving in a harmonic potential with stiffness μ . In the stationary state, the autocorrelator decays exponentially with the time difference as $\langle X(t_1)X(t_2) \rangle \sim e^{-\mu|t_1-t_2|}$. Thus the correlation coefficient ρ is given by $\rho = e^{-\mu|t_1-t_2|}$. Correspondingly, the decorrelation exponent γ in Eq. (9) is given by

$$\gamma = \frac{1 - \rho}{1 + \rho} = \tanh\left(\frac{\mu|t_1 - t_2|}{2}\right). \quad (12)$$

This analytical prediction may possibly be measured in optical traps experiments for a dilute gas of N particles. In this context, our results predict that the scaled correlation function $\mathcal{C}_N(t_1, t_2)$ of the position of the rightmost particle in the trap, for fixed t_1 and t_2 , will decay as a power law to leading order with a nontrivial exponent γ given in Eq. (12).

Yet another GSP that has been widely studied with many applications ranging from fractals [31, 32], climate dynamics [33], anomalous diffusion [34, 35] to finance [36] is the celebrated fractional Brownian motion (fBm) [31, 37–39]. An fBm is a GSP with correlator

$$C_{12} = D(t_1^{2H} + t_2^{2H} - |t_1 - t_2|^{2H}), \quad (13)$$

where $0 < H < 1$ is the Hurst exponent characterizing the fBm. The value $H = 1/2$ corresponds to the standard Brownian motion that separates the subdiffusive ($0 < H < 1/2$) and the superdiffusive regime ($1/2 < H < 1$). A well known example of a subdiffusive fBm with Hurst exponent $H = 1/4$ corresponds to the position of a tagged monomer in a one-dimensional Rouse polymer chain [40, 41] or the height of an Edwards-Wilkinson interface at a fixed position in space [42, 43]. In the latter context, one can create a family of interfaces whose dynamics is governed by fBm with a tunable Hurst exponent H by varying the dynamical exponent and the dimension d of the interface [42]. For the fBm with Hurst exponent H , using Eq. (13), the correlation coefficient ρ is given by

$$\rho = \frac{1 + \tau^{2H} - (1 - \tau)^{2H}}{2\tau^H}, \quad (14)$$

where $\tau = \sqrt{t_1/t_2}$ for $t_1 \leq t_2$. The decorrelation exponent $\gamma = (1 - \rho)/(1 + \rho)$ from Eq. (9) thus depends on two parameters $0 < \tau < 1$ and $0 < H < 1$. As a function of these two parameters, the exponent $\gamma(\tau, H)$ undergoes a

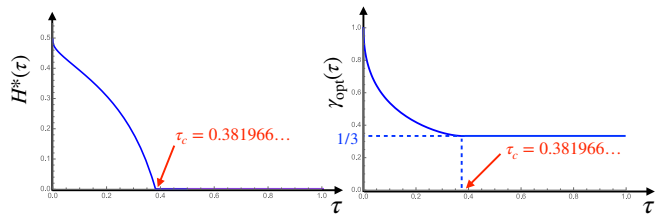


FIG. 3. **Left:** The Hurst exponent $H^*(\tau)$ of the fBm, that maximises the decorrelation exponent γ , plotted as a function of τ . It vanishes linearly at $\tau_c = \frac{3-\sqrt{5}}{2} = 0.381966\dots$ **Right:** the optimised exponent $\gamma_{\text{opt}}(\tau)$ vs τ . It approaches the value $1/3$ quadratically as $\tau \rightarrow \tau_c$, as in Eq. (17).

very interesting and unexpected "phase transition". Indeed, by analysing the explicit formula of γ , we find that there is a critical value

$$\tau_c = \frac{3 - \sqrt{5}}{2} = 0.381966\dots, \quad (15)$$

such that for $\tau > \tau_c$, the decorrelation exponent γ decreases monotonically with increasing H , starting from $\gamma(\tau, H = 0) = 1/3$. Thus in this regime, the most subdiffusive fBm (with $H = 0$) maximises the decorrelation exponent γ , with value $1/3$. However, for $\tau < \tau_c$, the exponent γ is maximal at a nonzero value $H = H^*(\tau)$. This optimal Hurst exponent $H^*(\tau)$, as a function of τ , decreases from its value $1/2$ at $\tau = 0$ and vanishes at τ_c linearly as $H^*(\tau) \approx a(\tau_c - \tau)$ where the prefactor a has a nontrivial value

$$a = \frac{\sqrt{5}(3 + \sqrt{5})}{[4\text{Arcoth}(\sqrt{5})]^2} = 3.16007\dots \quad (16)$$

Therefore the optimal decorrelation exponent $\gamma_{\text{opt}}(\tau) = \gamma(\tau, H^*(\tau))$ decreases as a function of increasing τ , starting from $\gamma_{\text{opt}}(\tau = 0) = 1$ and freezes to the value $\gamma_{\text{opt}}(\tau) = 1/3$ for $\tau \geq \tau_c$ where τ_c is given in (15). Close to $\tau = \tau_c$, the optimal exponent behaves as

$$\gamma_{\text{opt}}(\tau) \approx \frac{1}{3} + b(\tau_c - \tau)^2, \quad (17)$$

where b has an explicit but complicated expression, with value $b = 4.11098\dots$. In Fig. 3 we plot both $H^*(\tau)$ and $\gamma_{\text{opt}}(\tau)$ as a function of τ .

Two limiting cases $\rho \rightarrow 0$ and $\rho \rightarrow 1$. We next consider the two extreme limits $\rho \rightarrow 0$ and $\rho \rightarrow 1$. The former case corresponds to two times t_1 and t_2 that are widely separated, while the latter case corresponds to closely separated times t_1 and t_2 . In the limit $\rho \rightarrow 0$, we find that the leading term in Eq. (8) actually behaves as $1/N$ for large N . More precisely, we find [44]

$$\mathcal{C}_N(t_1, t_2) \underset{N \rightarrow \infty}{\simeq} \frac{\rho}{2N}. \quad (18)$$

Using this result in Eq. (5) predicts that $S_N(t_1, t_2) \approx 1/N$. This is indeed what one would expect since, in this

limit $\rho \rightarrow 0$, the set of positions $\{X_1(t_1), \dots, X_N(t_1)\}$ at time t_1 are almost uncorrelated from those at time t_2 and hence the probability that the leader at t_1 is also the leader at t_2 is exactly $1/N$.

In the opposite limit when $t_2 \rightarrow t_1$, the correlation coefficient $\rho \rightarrow 1$. In this limit, the large N correlator $\mathcal{C}_N(t_1, t_2)$ in Eq. (8) diverges, but in a universal way for any GSP

$$\mathcal{C}_N(t_1, t_2) \underset{N \rightarrow \infty}{\sim} \sqrt{\frac{\pi}{8(1-\rho)}} \left(\ln \tilde{N}\right)^{-3/2}, \quad t_2 \rightarrow t_1. \quad (19)$$

This divergence can be understood physically as follows. When $t_2 \rightarrow t_1$, it is clear that the correlator $\mathcal{C}_N(t_1, t_2)$ approaches the scaled variance of the maximum at fixed time t_1 . It is well known from the theory of EVS for Gaussian random variables [45, 46] that, for large N , the scaled maximum $M_N(t)$ at fixed time t behaves for large N as (see also [44])

$$\tilde{M}_1 = \frac{M_N(t_1)}{\sqrt{2\mathcal{C}_{11}}} \underset{N \rightarrow \infty}{\rightarrow} a_N + \frac{1}{2a_N} Z_1, \quad (20)$$

where Z_1 is an N -independent random variable distributed via the Gumbel law

$$\text{Prob}(Z_1 \leq z) = e^{-e^{-z}}, \quad (21)$$

and the scale factor a_N satisfies [46]

$$e^{-a_N^2} = \frac{2\sqrt{\pi}}{\tilde{N}} a_N, \quad (22)$$

which, for large N , behaves as

$$a_N \underset{N \rightarrow \infty}{\approx} \sqrt{\ln \tilde{N}} - \frac{\ln(\ln \tilde{N})}{4\sqrt{\ln \tilde{N}}}. \quad (23)$$

Consequently the scaled variance $\text{Var}(\tilde{M}_1) = \langle \tilde{M}_1^2 \rangle - \langle \tilde{M}_1 \rangle^2$, from Eq. (20), is expected to behave, for large N , as [44]

$$\text{Var}(\tilde{M}_1) \approx \frac{\pi^2}{24a_N^2} \approx \frac{\pi^2}{24 \ln \tilde{N}}. \quad (24)$$

Comparing this to Eq. (19) in the limit $t_1 \rightarrow t_2$, one finds that the two regimes match with each other when $1 - \rho \sim O(1/a_N^2) \sim O(1/\ln \tilde{N})$. This suggests that if we set

$$\rho = 1 - \frac{\nu}{a_N^2}, \quad (25)$$

where $\nu = O(1)$ when $N \rightarrow \infty$, then the limiting process of the scaled maximum should be independent of N and just parametrised by ν . This limiting process has been studied both in the mathematics [47–49] and physics [25] literature, but the result for finite $1 - \rho$ in (19) was not known. In fact, the limit $\nu \rightarrow \infty$ should correspond to

Eq. (19), while the opposite limit $\nu \rightarrow 0$ should correspond to (24). Indeed we show in [44] that the joint cumulative distribution of the scaled maximum, with the correlation coefficient scaling as in (25), approaches a limiting N -independent form for large N parametrised by ν . This limiting form interpolates smoothly between the two limits respectively in Eqs. (19) and (24).

Sketch of the derivation. We now briefly outline the steps leading to our main results in Eq. (8) (more details are provided in [44]). We start with a single GSP with covariance function C_{ij} . For fixed t_1, t_2 and setting $X(t_1) = x_1$ and $X(t_2) = x_2$, the joint distribution of x_1 and x_2 , from Eq. (2) with $M = 2$, can be expressed as

$$P(x_1, x_2) = A_1 e^{-\frac{x_1^2}{2(1-\rho^2)\mathcal{C}_{11}} - \frac{x_2^2}{2(1-\rho^2)\mathcal{C}_{22}} + \frac{\rho}{1-\rho^2} \frac{x_1 x_2}{\sqrt{\mathcal{C}_{11}\mathcal{C}_{22}}}} \quad (26)$$

where $A_1 = \frac{1}{2\pi\sqrt{\mathcal{C}_{11}\mathcal{C}_{22}(1-\rho^2)}}$ and ρ is defined in Eq. (6).

Next we consider N independent GSPs $\{X_i(t)\}$ for $i = 1, \dots, N$ with identical covariance function C_{ij} and denote their maximum by $M_N(t)$ as in Eq. (1). A convenient starting point for computing the correlator $\mathcal{C}_N(t_1, t_2)$ in Eq. (4) is to study the joint cumulative distribution of the maximum

$$F_N(M_1, M_2) = \text{Prob.}[M_N(t_1) \leq M_1, M_N(t_2) \leq M_2]. \quad (27)$$

This event requires that each of the N processes at t_1 and t_2 have values smaller than M_1 and M_2 respectively. Using the independence of the GSPs, we can then write

$$F_N(M_1, M_2) = \left[\int_{-\infty}^{M_1} dx_1 \int_{-\infty}^{M_2} dx_2 P(x_1, x_2) \right]^N. \quad (28)$$

Injecting the expression for $P(x_1, x_2)$ from (26), and rearranging, we find that $F_N(M_1, M_2)$ can be expressed as

$$F_N(M_1, M_2) = \mathcal{F}_N \left(m_1 = \frac{M_1}{\sqrt{2\mathcal{C}_{11}}}, m_2 = \frac{M_2}{\sqrt{2\mathcal{C}_{22}}}, \rho \right) \quad (29)$$

where

$$\mathcal{F}_N(m_1, m_2, \rho) = \left(1 - \frac{1}{2} \text{erfc}(m_1) - \frac{1}{2} \text{erfc}(m_2) + I_N \right)^N \quad (30)$$

with

$$I_N = \int_{m_1}^{\infty} \frac{dy_1}{2\sqrt{\pi}} e^{-y_1^2} \text{erfc} \left(\frac{m_2 - \rho y_1}{\sqrt{1-\rho^2}} \right). \quad (31)$$

The next step is to substitute for the values of the scaled maxima $m_{1,2} = a_N + 1/(2a_N) z_{1,2}$ in Eqs. (30) and (31), where $z_{1,2}$ are $O(1)$ and a_N is given in Eqs. (22) and (23) for large N . Then we perform the asymptotic analysis of Eq. (30) for large N (see [44] for details). From this cumulative distribution for large N we then extract the connected correlation function $\langle Z_1 Z_2 \rangle - \langle Z_1 \rangle \langle Z_2 \rangle$. Finally

the scaled correlator $\mathcal{C}_N(t_1, t_2) = \langle \tilde{M}_1 \tilde{M}_2 \rangle - \langle \tilde{M}_1 \rangle \langle \tilde{M}_2 \rangle$ is given by

$$\mathcal{C}_N(t_1, t_2) \approx \frac{1}{4a_N^2} [\langle Z_1 Z_2 \rangle - \langle Z_1 \rangle \langle Z_2 \rangle], \quad (32)$$

where we used the relations $\tilde{M}_{1,2} = a_N + 1/(2a_N) Z_{1,2}$. Finally, using the asymptotic behavior of a_N in Eq. (23) leads to our result in Eqs. (8) and (9).

Conclusion. In this Letter, we have shown that the scaled connected two-time correlator of the maximum $M_N(t)$ of N independent GSPs with a common correlation coefficient ρ , for fixed times t_1 and t_2 , decays with increasing N as a power law $N^{-\gamma}$ (with logarithmic corrections) with a decorrelation exponent $\gamma = (1-\rho)/(1+\rho)$ that depends only on ρ , but otherwise is universal for any GSP. This analytical prediction is verified in numerical simulations. We have shown that this decorrelation exponent γ has nontrivial behaviors in several physical stochastic processes, such as the fractional Brownian motion (fBm) with Hurst exponent $0 < H < 1$ and the Ornstein-Uhlenbeck (OU) process. For the fBm, it turns out that there is an optimal Hurst exponent H^* that maximises the exponent γ and H^* vanishes for $\tau = \sqrt{t_1/t_2} > \tau_c = (3 - \sqrt{5})/2$. The OU process corresponds to a particle diffusing in a harmonic trap with stiffness μ and in this case, the decorrelation exponent $\gamma = \tanh(\mu |t_1 - t_2|/2)$ may possibly be measurable in optical trap experiments. This work opens up several future directions, including the calculation of this new decorrelation exponent γ for non-Gaussian processes, as well as for interacting particles.

Acknowledgments. We thank D. S. Dean, P. Le Doussal, B. Meerson and O. Vilks for useful discussions. We acknowledge support from ANR, Grant No. ANR-23-CE30-0020-01 EDIPS.

-
- [1] L. Hufnagel, D. Brockmann, T. Geisel, *Forecast and control of epidemics in a globalized world*, Proc. Nat. Acad. Sci. **101**, 15124 (2004).
- [2] J. Krug, C. Karl, *Punctuated evolution for the quasispecies model*, Physica A **318**, 137 (2003);
- [3] K. Jain, J. Krug, *Evolutionary trajectories in rugged fitness landscapes*, J. Stat. Mech., 04008 (2005).
- [4] I. Bena, S. N. Majumdar, *Universal extremal statistics in a freely expanding Jepsen gas*, Phys. Rev. E, **75**, 051103 (2007)
- [5] F. Mori, P. Le Doussal, S. N. Majumdar, G. Schehr, *Universal survival probability for a d-dimensional run-and-tumble particle*, Phys. Rev. Lett. **124**, 090603 (2020).
- [6] H. A. Kramers, *Brownian motion in a field of force and the diffusion model of chemical reactions*, Physica **7**, 284 (1940).
- [7] P. Hänggi, P. Talkner, M. Borkovec, *Reaction-rate theory: fifty years after Kramers*, Rev. Mod. Phys. **62**, 251 (1990).
- [8] O. Bénichou *et al.*, *Intermittent search strategies*, Rev. Mod. Phys. **83**, 81 (2011).
- [9] M. R. Evans, S. N. Majumdar, G. Schehr, *Stochastic resetting and applications*, J. Phys. A **53**, 193001 (2020).
- [10] J. Baik, G. Ben Arous, S. Péché, *Phase transition of the largest eigenvalue for nonnull complex sample covariance matrices*, Ann. Proba. **33**, 1643 (2005); J. Bun, J. P. Bouchaud, M. Potters, *Cleaning large correlation matrices: tools from random matrix theory*, Phys. Rep. **666**, 1 (2017).
- [11] P. L. Krapivsky, S. Redner, E. Ben-Naim, *A kinetic view of statistical physics*, Cambridge University Press, (2010).
- [12] P. L. Krapivsky, S. Redner, *Statistics of changes in lead node in connectivity-driven networks*, Phys. Rev. Lett. **89**, 258703 (2002).
- [13] E. Ben-Naim, *Mixing of diffusing particles*, Phys. Rev. E **82**, 061103 (2010).
- [14] E. Ben-Naim, P. L. Krapivsky, *First-passage exponents of multiple random walks*, J. Phys. A: Math. Theor. **43**, 495008 (2010).
- [15] P. L. Krapivsky, S. N. Majumdar, A. Rosso, *Maximum of N independent Brownian walkers till the first exit from the half-space*, J. Phys. A: Math. Theor. **43**, 315001 (2010).
- [16] G. Wergen, S. N. Majumdar, G. Schehr, *Record statistics for multiple random walks*, Phys. Rev. E **86**, 011119 (2012).
- [17] E. Ben-Naim, P. L. Krapivsky, *Slow kinetics of Brownian maxima*, Phys. Rev. Lett. **113**, 030604 (2014).
- [18] A. Kundu, S. N. Majumdar, G. Schehr, *Maximal distance travelled by N vicious walkers till their survival*, J. Stat. Phys. **157**, 124 (2014).
- [19] E. Ben-Naim, P. L. Krapivsky, N. W. Lemons, *Scaling exponents for ordered maxima*, Phys. Rev. E **92**, 062139 (2015).
- [20] E. Ben-Naim, P. L. Krapivsky, J. Randon-Furling, *Maxima of two random walks: universal statistics of lead changes*, J. Phys. A: Math. Theor. **49**, 205003 (2016).
- [21] P. L. Krapivsky, *Infinite system of random walkers: winners and losers*, J. Phys. A: Math. Theor. **54**, 065001 (2021).
- [22] O. Vilks, M. Assaf, B. Meerson, *Fluctuations and first-passage properties of systems of Brownian particles with reset*, Phys. Rev. E **106**, 024117 (2022).
- [23] D. S. Dean, S. N. Majumdar, G. Schehr, *Effusion of stochastic processes on a line*, J. Stat. Mech. 063208 (2023).
- [24] J. B. Hass, A. N. Carroll-Godfrey, I. Corwin, E. I. Corwin, *Anomalous fluctuations of extremes in many-particle diffusion*, Phys. Rev. E **107**, L022101 (2023).
- [25] P. Le Doussal, *Dynamics at the edge for independent diffusing particles*, Phys. Rev. E **109**, 024101 (2024).
- [26] O. Bénichou, P. L. Krapivsky, C. Mejia-Monasterio, G. Oshanin, *Temporal correlations of the running maximum of a Brownian trajectory*, Phys. Rev. Lett. **117**, 080601 (2016).
- [27] S. Chaturvedi, *Gaussian stochastic processes*, In G. S. Agarwal, S. Dattagupta (Eds.), *Stochastic Processes Formalism and Applications*, Lecture Notes in Physics, Berlin Heidelberg (1983).
- [28] R. J. Adler, *An introduction to continuity, extrema, and related topics for general Gaussian processes*, IMS (1990).
- [29] D. J. C. MacKay, *Information theory, inference and*

- learning algorithms*, Cambridge University Press (Cambridge), (2003).
- [30] C. K. I. Williams, C. E. Rasmussen, *Gaussian processes for machine learning*, Cambridge, MIT press, (2006).
- [31] B. Mandelbrot, J. W. van Ness, *Fractional Brownian motions, fractional noises and applications*, SIAM Rev. **10**, 422 (1968).
- [32] K. Falconer, *Fractal geometry: mathematical foundations and applications*, John Wiley & Sons, (2004).
- [33] D. C. Brody, J. Syroka, M. Zervos, *Dynamical pricing of weather derivatives*, Quant. Fin. **2**, 189 (2002).
- [34] J. Szymanski, M. Weiss, *Elucidating the origin of anomalous diffusion in crowded fluids*, Phys. Rev. Lett. **103**, 038102 (2009).
- [35] M. Magdziarz, A. Weron, K. Burnecki, J. Klafter, *Fractional Brownian motion versus the continuous-time random walk: A simple test for subdiffusive dynamics*, Phys. Review Lett. **103**, 180602 (2009).
- [36] Y. Hu, B. Oksendal, *Fractional white noise calculus and applications to finance*, Infin. Dimens. Anal. Qu. **6**, 1 (2003).
- [37] J. Beran, *Statistics for Long-Memory Processes*, Chapman & Hall, (1994)
- [38] A. N. Kolmogorov, *Comptes Rendus (Doklady) de l'Académie des Sciences de l'URSS (N.S.)* **26**, 115 (1940).
- [39] E. Perrin, R. Harba, C. Berzin-Joseph, I. Iribarren, A. Bonami, *N-th-order fractional Brownian motion and fractional Gaussian noises*, IEEE T. Signal Proces. **49**, 1049 (2001).
- [40] D. Panja, *Probabilistic phase space trajectory description for anomalous polymer dynamics*, J. Phys.: Cond. Mat. **23** 105103 (2011).
- [41] A. Taloni, A. Chechkin, J. Klafter, *Generalized elastic model yields a fractional Langevin equation description*, Phys. Rev. Lett. **104**, 160602 (2010).
- [42] J. Krug, H. Kallabis, S. N. Majumdar, S. J. Cornell, A. J. Bray, C. Sire *Persistence exponents for fluctuating interfaces*, Phys. Rev. E **56**, 2702 (1997).
- [43] A. J. Bray, S. N. Majumdar, G. Schehr, *Persistence and first-passage properties in nonequilibrium systems*, Adv. Phys. **62**, 225 (2013).
- [44] S. N. Majumdar, G. Schehr, Supplementary material.
- [45] E. J. Gumbel, *Statistics of Extremes* (Dover, New York, 1958).
- [46] S. N. Majumdar, A. Pal, G. Schehr, *Extreme value statistics of correlated random variables: a pedagogical review*, Phys. Rep. **840**, 1 (2020).
- [47] B. M. Brown, S. I. Resnick, *Extreme values of independent stochastic processes*, J. Appl. Probab. **14**, 732 (1977).
- [48] J. Hüslér, R.-D. Reiss, *Maxima of normal random vectors: between independence and complete dependence*, Stat. Probab. Lett. **7**, 283 (1989).
- [49] Z. Kabluchko, *Extremes of independent Gaussian processes*, Extremes **14**, 285 (2011).

Supplemental Material: Decorrelation of a leader by the increasing number of followers

Satya N. Majumdar¹ and Grégory Schehr²

¹*LPTMS, CNRS, Univ. Paris-Sud, Université Paris-Saclay, 91405 Orsay, France*

²*Sorbonne Université, Laboratoire de Physique Théorique et Hautes Energies,
CNRS UMR 7589, 4 Place Jussieu, 75252 Paris Cedex 05, France*

(Dated: March 12, 2024)

We provide some details of the derivation of the results presented in the main text.

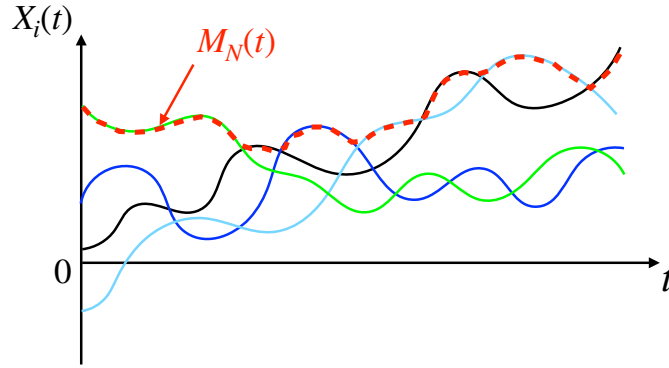


FIG. S1. A schematic figure of the trajectories of $N = 4$ independent Gaussian stochastic processes with the same covariance function. The maximum (leader) $M_N(t)$ is the upper envelope of the four trajectories shown by the dashed red line.

I. BASIC FORMALISM FOR GAUSSIAN STOCHASTIC PROCESSES

A Gaussian stochastic process (GSP) is completely characterized by its covariance matrix, i.e., its joint distribution at M different times t_1, t_2, \dots, t_M can be expressed as [1]

$$P[\{X(t_1) = x_1, X(t_2) = x_2, \dots, X(t_M) = x_M\}] = \frac{1}{2\pi\sqrt{\det C}} e^{-\frac{1}{2}\sum_{i,j} C_{ij}^{-1} x_i x_j}, \quad (\text{S1})$$

where $C_{ij} = \langle X(t_i)X(t_j) \rangle$ is the $M \times M$ symmetric covariance matrix and $\det C$ denotes its determinant. For example, with $M = 1$, one obtains the one-point marginal distribution as

$$P(X(t_k) = x_k) = \frac{1}{\sqrt{2\pi C_{kk}}} e^{-\frac{x_k^2}{2C_{kk}}}, \quad (\text{S2})$$

where C_{kk} is just the variance at time t_k . Similarly, for the two-point function, we need to consider the 2×2 covariance matrix

$$C = \begin{bmatrix} C_{11} & C_{12} \\ C_{12} & C_{22} \end{bmatrix} \quad (\text{S3})$$

whose determinant is simply $\det C = C_{11}C_{22} - C_{12}^2$. Consequently, the inverse of the covariance matrix is also 2×2 and is given by

$$C^{-1} = \frac{1}{(C_{11}C_{22} - C_{12}^2)} \begin{bmatrix} C_{22} & -C_{12} \\ -C_{12} & C_{11} \end{bmatrix}. \quad (\text{S4})$$

Substituting this in Eq. (S1) gives the two-point joint distribution of the GSP

$$P(x_1, x_2) = \frac{1}{2\pi\sqrt{C_{11}C_{22} - C_{12}^2}} \exp\left(-\frac{1}{2} \frac{C_{22}}{C_{11}C_{22} - C_{12}^2} x_1^2 - \frac{1}{2} \frac{C_{11}}{C_{11}C_{22} - C_{12}^2} x_2^2 + \frac{C_{12}}{C_{11}C_{22} - C_{12}^2} x_1 x_2\right). \quad (\text{S5})$$

In terms of the correlation coefficient

$$\rho = \frac{C_{12}}{\sqrt{C_{11}C_{22}}} \quad (\text{S6})$$

the two-point joint distribution in Eq. (S5) can be conveniently expressed as

$$P(x_1, x_2) = \frac{1}{2\pi\sqrt{C_{11}C_{22}(1-\rho^2)}} \exp\left(-\frac{x_1^2}{2(1-\rho^2)C_{11}} - \frac{x_2^2}{2(1-\rho^2)C_{22}} + \frac{\rho}{1-\rho^2} \frac{x_1 x_2}{\sqrt{C_{11}C_{22}}}\right). \quad (\text{S7})$$

This is the result that was used in Eq. (26) of the main text.

We now consider N independent GSPs $\{X_1(t), X_2(t), \dots, X_N(t)\}$, all sharing the same covariance matrix C_{ij} and consider their maximum

$$M_N(t) = \max\{X_1(t), X_2(t), \dots, X_N(t)\}. \quad (\text{S8})$$

Since \max is a nonlinear function, the extremal process $M_N(t)$ is clearly non-Gaussian. In the following two subsections, we derive the one-point and the two-point joint distribution functions of this extremal process $M_N(t)$.

A. One-point function

We start with the one-point distribution of the maximum $M_N(t)$. It is convenient to consider the cumulative one-point distribution defined as

$$\text{Prob.}(M_N(t_k) \leq M_k) = \text{Prob.}(X_1(t_k) \leq M_k, X_2(t_k) \leq M_k \cdots, X_N(t_k) \leq M_k). \quad (\text{S9})$$

Using the independence of the X_i 's and the one-point distribution (S2) it follows that

$$\text{Prob.}(M_N(t_k) \leq M_k) = \left(\int_{-\infty}^{M_k} \frac{dx_k}{\sqrt{2\pi C_{kk}}} e^{-\frac{x_k^2}{2C_{kk}}} \right)^N. \quad (\text{S10})$$

It is then natural to introduce the random variable corresponding to the scaled maximum

$$\tilde{M}_k = \frac{M_N(t_k)}{\sqrt{2C_{kk}}}, \quad (\text{S11})$$

in terms of which Eq. (S10) reads

$$\text{Prob.}(\tilde{M}_k \leq m_k) = \left(1 - \frac{1}{2} \text{erfc}(m_k) \right)^N, \quad (\text{S12})$$

where $\text{erfc}(y) = (2/\sqrt{\pi}) \int_y^\infty e^{-u^2} du$. It is useful to then recall the limiting behavior of the scaled maximum for large N . The theory of Extreme Value Statistics (EVS) asserts that, for large N , the scaled maximum \tilde{M}_k has a deterministic and a noisy part that can be expressed as

$$\tilde{M}_k \approx a_N + b_N Z_k, \quad (\text{S13})$$

where a_N and b_N are N -dependent scale factors, while Z_k is a random variable of order $O(1)$ whose distribution is independent of N for large N . We now substitute (S13) in Eq. (S12) and use the asymptotic large argument behavior of the complementary error function

$$\text{erfc}(y) \approx \frac{1}{y\sqrt{\pi}} e^{-y^2}. \quad (\text{S14})$$

Substituting this asymptotic form in Eq. (S12), one gets to leading order for large N

$$\text{Prob.}(\tilde{M}_k \leq m_k) = \left(1 - \frac{1}{2} \text{erfc}(m_k) \right)^N \approx e^{-\frac{N}{2\sqrt{\pi}m_k} e^{-m_k^2}}. \quad (\text{S15})$$

We then substitute

$$m_k = a_N + b_N z_k, \quad (\text{S16})$$

where z_k is the value of the random variable Z_k defined in Eq. (S13). One then finds that, in order that the right hand side (RHS) of (S12) becomes independent of N to leading order, one must have

$$b_N = \frac{1}{2a_N} \quad \text{and} \quad e^{-a_N^2} = \frac{2\sqrt{\pi}}{N} a_N, \quad (\text{S17})$$

and the expression in Eq. (S15) becomes

$$\text{Prob.}(\tilde{M}_k \leq m_k) \approx e^{-e^{-z_k}} \quad (\text{S18})$$

where we used

$$\frac{N}{2\sqrt{\pi} m_k} e^{-m_k^2} \approx e^{-z_k}. \quad (\text{S19})$$

Solving for a_N from the second relation in (S17) shows that, for large N ,

$$a_N \underset{N \rightarrow \infty}{\approx} \sqrt{\ln \tilde{N}} - \frac{\ln(\ln \tilde{N})}{4\sqrt{\ln \tilde{N}}}, \quad (\text{S20})$$

where we have defined, for convenience,

$$\tilde{N} = \frac{N}{2\sqrt{\pi}}. \quad (\text{S21})$$

With this appropriately chosen scale factors Eq. (S12) reduces to an N -independent form for large N

$$\text{Prob.}(Z_k \leq z_k) = e^{-e^{-z_k}}. \quad (\text{S22})$$

This is known as the Gumbel cumulative distribution in the standard theory of EVS [2, 3]. Consequently the probability distribution function (PDF) of Z_k is given by

$$\text{Prob.}(Z_k = z_k) = e^{-z_k - e^{-z_k}}. \quad (\text{S23})$$

The corresponding mean and the variance are given by

$$\langle Z_k \rangle = \gamma_E \quad \text{and} \quad \text{Var}(Z_k) = \langle Z_k^2 \rangle - \langle Z_k \rangle^2 = \frac{\pi^2}{6}, \quad (\text{S24})$$

where γ_E is the Euler constant. Subsequently, using Eqs. (S13) and (S20), the mean and the variance of the scaled maximum are given by

$$\left\langle \frac{M_N(t_k)}{\sqrt{2C_{kk}}} \right\rangle \approx a_N + \frac{\gamma_E}{2a_N} \approx \sqrt{\ln \tilde{N}} \quad \text{and} \quad \text{Var} \left(\frac{M_N(t_k)}{\sqrt{2C_{kk}}} \right) \approx \frac{\pi^2}{24a_N^2} \approx \frac{\pi^2}{24 \ln(\tilde{N})}, \quad (\text{S25})$$

where we used the leading term in the large N behavior of a_N in Eq. (S20). This then provides a derivation of the results given in Eqs. (20)-(24) in the main text.

B. Two-point joint distribution

In this subsection, we want to investigate the two-point joint distribution of the extremal process $M_N(t)$. As in the case of the one-point function, it is convenient to study the joint cumulative distribution of the maximum at two times t_1 and t_2 , defined as

$$F_N(M_1, M_2) = \text{Prob.}[M_N(t_1) \leq M_1, M_N(t_2) \leq M_2]. \quad (\text{S26})$$

This event requires that each of the N processes at t_1 and t_2 have values smaller than M_1 and M_2 respectively. Using the independence of the GSPs, we can then write

$$F_N(M_1, M_2) = \left[\int_{-\infty}^{M_1} dx_1 \int_{-\infty}^{M_2} dx_2 P(x_1, x_2) \right]^N. \quad (\text{S27})$$

Injecting the expression for $P(x_1, x_2)$ from (S7), and rearranging, we find that $F_N(M_1, M_2)$ can be expressed as

$$F_N(M_1, M_2) = \mathcal{F}_N \left(m_1 = \frac{M_1}{\sqrt{2C_{11}}}, m_2 = \frac{M_2}{\sqrt{2C_{22}}}, \rho \right) \quad (\text{S28})$$

where $\mathcal{F}_N(m_1, m_2, \rho)$ is given by

$$\mathcal{F}_N(m_1, m_2, \rho) = \left[\frac{1}{\pi\sqrt{1-\rho^2}} \int_{-\infty}^{m_1} du_1 \int_{-\infty}^{m_2} du_2 \exp \left(-\frac{1}{1-\rho^2} (u_1^2 + u_2^2) + \frac{2\rho}{1-\rho^2} u_1 u_2 \right) \right]^N. \quad (\text{S29})$$

For convenience, we now change the limits of integrations $\int_{-\infty}^{m_1} du_1 \rightarrow \int_{-\infty}^{\infty} du_1 - \int_{m_1}^{\infty} du_1$ and similarly for u_2 . This gives

$$\mathcal{F}_N(m_1, m_2, \rho) = \left(1 - \frac{1}{2} \operatorname{erfc}(m_1) - \frac{1}{2} \operatorname{erfc}(m_2) + I_N \right)^N \quad (\text{S30})$$

where

$$I_N = \frac{1}{\pi \sqrt{1-\rho^2}} \int_{m_1}^{\infty} du_1 \int_{m_2}^{\infty} du_2 \exp \left(-\frac{1}{1-\rho^2} (u_1^2 + u_2^2) + \frac{2\rho}{1-\rho^2} u_1 u_2 \right). \quad (\text{S31})$$

Performing the Gaussian integral over u_2 explicitly, one gets a single integral

$$I_N = \int_{m_1}^{\infty} \frac{dy_1}{2\sqrt{\pi}} e^{-y_1^2} \operatorname{erfc} \left(\frac{m_2 - \rho y_1}{\sqrt{1-\rho^2}} \right). \quad (\text{S32})$$

Note that the N -dependence of I_N is only through m_1 and m_2 which do depend on N . This provides a derivation of Eqs. (30) and (31) in the main text.

The next step is to provide the large N asymptotic behavior of this single integral I_N . This requires a series of tricks. Hence we present it in a separate section. Once we have the large N asymptotics of I_N , we can then analyse the cumulative joint distribution $\mathcal{F}_N(m_1, m_2, \rho)$ in (S30) for large N . Our goal is to derive a limiting scaling form for the two-point function $\mathcal{F}_N(m_1, m_2, \rho)$ for large N , as we did for the single point function in Eq. (S22). Finally, we will use this limiting scaling form to compute the two-point scaled correlator

$$\mathcal{C}_N(t_1, t_2) = \frac{\langle M_N(t_1) M_N(t_2) \rangle - \langle M_N(t_1) \rangle \langle M_N(t_2) \rangle}{2\sqrt{C_{11} C_{22}}}. \quad (\text{S33})$$

II. LARGE N ASYMPTOTIC ANALYSIS OF I_N IN EQ. (S32)

In this section, we provide the large N asymptotics of I_N in Eq. (S32). This large N analysis is not so easy since the N -dependence appears through m_1 and m_2 . Note that m_1 appears in the lower limit of the integrand in Eq. (S32), while m_2 appears inside the integrand – this makes the large N analysis a bit more tricky. To proceed, we first make a change of variable $y_1 = m_1 + u/(2m_1)$. This gives

$$N I_N = \frac{N}{2} \frac{e^{-m_1^2}}{2\sqrt{\pi} m_1} \int_0^{\infty} du e^{-u - \frac{u^2}{4m_1^2}} \operatorname{erfc} \left(\frac{m_2 - \rho m_1}{\sqrt{1-\rho^2}} - \frac{\rho u}{2m_1 \sqrt{1-\rho^2}} \right). \quad (\text{S34})$$

Now using Eq. (S19) for m_1 , we can replace the prefactor outside the integral by $e^{-z_1}/2$. Furthermore, in the large m_1 limit, we ignore the term $u^2/(4m_1)$ in the argument of the exponential in (S34) as it leads to subleading corrections. This then leads to a simplified expression

$$N I_N \approx \frac{1}{2} e^{-z_1} \int_0^{\infty} du e^{-u} \operatorname{erfc} \left(\frac{m_2 - \rho m_1}{\sqrt{1-\rho^2}} - \frac{\rho u}{2m_1 \sqrt{1-\rho^2}} \right). \quad (\text{S35})$$

Thus we managed to put both m_1 and m_2 inside the integrand and the limits of the integral in (S35) do not involve m_1 any more. But we are not done yet, because analysing the large N behaviour of the integrand and then performing the integral is still not easy. Fortunately, this integral in Eq. (S35) can be explicitly performed using the following identity (obtained using Mathematica)

$$\int_0^{\infty} du e^{-u} \operatorname{erfc} \left(A - \frac{u}{B} \right) = e^{\frac{B^2}{4} - AB} \operatorname{erfc} \left(\frac{B}{2} - A \right) + \operatorname{erfc}(A), \quad (\text{S36})$$

which holds for arbitrary A and B . Setting $A = \frac{m_2 - \rho m_1}{\sqrt{1-\rho^2}}$ and $B = 2m_1 \sqrt{1-\rho^2}/\rho$ in this identity (S36), we get

$$N I_N \approx \frac{1}{2} e^{-z_1} \left[e^{\frac{1-\rho^2}{\rho^2} m_1^2 - 2\frac{m_1}{\rho} (m_2 - \rho m_1)} \operatorname{erfc} \left(\frac{m_1}{\rho \sqrt{1-\rho^2}} - \frac{m_2}{\sqrt{1-\rho^2}} \right) + \operatorname{erfc} \left(\frac{m_2 - \rho m_1}{\sqrt{1-\rho^2}} \right) \right]. \quad (\text{S37})$$

We will now analyse this expression in the large N limit where both m_1 and m_2 are large and are given by Eq. (S16), i.e., we substitute

$$m_1 = a_N + \frac{1}{2a_N}z_1 \quad \text{and} \quad m_2 = a_N + \frac{1}{2a_N}z_2, \quad (\text{S38})$$

where we used $b_N = 1/(2a_N)$ from (S17). Here, in the large N limit, a_N is large and is given by (S20), while z_1 and z_2 are fixed and both are of $O(1)$ for large N . We substitute (S38) in (S37) and expand for large a_N using Mathematica. This gives

$$N I_N \approx A_N(\rho) e^{-\frac{1}{1+\rho}(z_1+z_2)} \quad \text{where} \quad A_N(\rho) = \frac{1}{2\sqrt{\pi}} \frac{(1+\rho)^{3/2}}{\sqrt{1-\rho}} \frac{1}{a_N} e^{-\frac{1-\rho}{1+\rho} a_N^2}. \quad (\text{S39})$$

Using the second relation in (S17), the expression for $A_N(\rho)$ simplifies, leading to

$$A_N(\rho) \approx \frac{1}{2\sqrt{\pi}} \frac{(1+\rho)^{3/2}}{\sqrt{1-\rho}} \frac{1}{(a_N)^{\frac{2\rho}{1+\rho}}} \left(\frac{N}{2\sqrt{\pi}} \right)^{-\frac{1-\rho}{1+\rho}}. \quad (\text{S40})$$

Finally, using (S20), one gets to leading order for large N

$$A_N(\rho) \approx \frac{1}{2\sqrt{\pi}} \frac{(1+\rho)^{3/2}}{\sqrt{1-\rho}} \frac{1}{(\ln \tilde{N})^{\frac{2\rho}{1+\rho}}} \tilde{N}^{-\gamma} \quad \text{with} \quad \gamma = \frac{1-\rho}{1+\rho}, \quad (\text{S41})$$

where we recall that $\tilde{N} = N/(2\sqrt{\pi})$. Thus Eqs. (S39) and (S41) provide the asymptotic large N analysis of I_N in Eq. (S32), for fixed z_1 and z_2 .

III. SCALED CORRELATION FUNCTION IN THE LARGE N LIMIT

Armed with the asymptotic behaviour of I_N in Eq. (S39), we are now ready to analyse the scaled cumulative distribution $\mathcal{F}_N(m_1, m_2, \rho)$ in Eq. (S30) and, from that, extract the two-time correlation function $\mathcal{C}_N(t_1, t_2)$. We first note that the expression for the joint cumulative distribution in Eq. (S30) can be approximated, to leading order for large N , as

$$\mathcal{F}_N(m_1, m_2, \rho) \approx \exp \left[-\frac{N}{2} \text{erfc}(m_1) - \frac{N}{2} \text{erfc}(m_2) + N I_N \right]. \quad (\text{S42})$$

Using the asymptotic behavior of $\text{erfc}(y)$ in Eq. (S14) and the relation in Eq. (S19), we get

$$\mathcal{F}_N(m_1, m_2, \rho) \approx \exp \left[-e^{-z_1} - e^{-z_2} + N I_N \right]. \quad (\text{S43})$$

Substituting now the behavior of $N I_N$ from Eq. (S39), we get

$$\mathcal{F}_N(m_1, m_2, \rho) \approx \exp \left[-e^{-z_1} - e^{-z_2} + A_N(\rho) e^{-(z_1+z_2)/(1+\rho)} \right]. \quad (\text{S44})$$

Note that we have also used the relation in Eq. (S38) for m_1 and m_2 in terms of z_1 and z_2 .

We now assume that ρ is fixed and take the limit $N \rightarrow \infty$. In this limit, using the expression of $A_N(\rho)$ from (S41), we see that the second term in the exponential in Eq. (S44) decays as $N^{-\gamma}$ with $\gamma < 1$, since $\rho > 0$. Using the fact that $A_N(\rho) \ll 1$ for large N , we can now expand the exponential in powers of $A_N(\rho)$. Keeping only the leading term, we get

$$\mathcal{F}_N(m_1, m_2, \rho) \approx \tilde{F}_N(z_1, z_2, \rho) = e^{-e^{-z_1} - e^{-z_2}} \left[1 + A_N(\rho) e^{-\frac{1}{1+\rho}(z_1+z_2)} \right]. \quad (\text{S45})$$

From this joint cumulative distribution of the scaled variables, we can express their joint PDF by taking derivatives with respect to z_1 and z_2 , giving

$$\tilde{P}_N(z_1, z_2, \rho) = \frac{\partial^2 \tilde{F}_N(z_1, z_2, \rho)}{\partial z_1 \partial z_2} = e^{-z_1 - z_2 - e^{-z_1} - e^{-z_2}} + A_N(\rho) \left(e^{-z_1} - \frac{1}{1+\rho} \right) \left(e^{-z_2} - \frac{1}{1+\rho} \right) e^{-\frac{z_1+z_2}{1+\rho} - e^{-z_1} - e^{-z_2}}. \quad (\text{S46})$$

Note that this joint PDF is a completely symmetric function of z_1 and z_2 . The connected two-point correlation of the scaled variables Z_1 and Z_2 is then given by

$$\langle Z_1 Z_2 \rangle - \langle Z_1 \rangle \langle Z_2 \rangle = \int_{-\infty}^{\infty} dz_1 \int_{-\infty}^{\infty} dz_2 z_1 z_2 \tilde{P}_N(z_1, z_2, \rho) - \left[\int_{-\infty}^{\infty} dz_1 \int_{-\infty}^{\infty} dz_2 z_1 \tilde{P}_N(z_1, z_2, \rho) \right]^2. \quad (\text{S47})$$

In the next section, we show that, using $\tilde{P}_N(z_1, z_2, \rho)$ from Eq. (S46), the integrals over z_1 and z_2 in (S47) can be performed explicitly, leading to

$$\langle Z_1 Z_2 \rangle - \langle Z_1 \rangle \langle Z_2 \rangle \approx A_N(\rho) \Gamma^2 \left(\frac{1}{1+\rho} \right). \quad (\text{S48})$$

Going back to the scaled maxima \tilde{M}_1 and \tilde{M}_2

$$\tilde{M}_1 = a_N + \frac{1}{2a_N} Z_1 \quad \text{and} \quad \tilde{M}_2 = a_N + \frac{1}{2a_N} Z_2, \quad (\text{S49})$$

their connected correlator can be expressed as

$$\langle \tilde{M}_1 \tilde{M}_2 \rangle - \langle \tilde{M}_1 \rangle \langle \tilde{M}_2 \rangle = \frac{1}{4a_N^2} [\langle Z_1 Z_2 \rangle - \langle Z_1 \rangle \langle Z_2 \rangle]. \quad (\text{S50})$$

Thus, using the result in (S48), we get for large N

$$\langle \tilde{M}_1 \tilde{M}_2 \rangle - \langle \tilde{M}_1 \rangle \langle \tilde{M}_2 \rangle \approx \frac{A_N(\rho)}{4a_N^2} \Gamma^2 \left(\frac{1}{1+\rho} \right). \quad (\text{S51})$$

Finally, using the explicit expression of $A_N(\rho)$ from (S41) and of a_N from (S20), we get our final result for the leading large N behavior of the connected correlator of the scaled maximum

$$\mathcal{C}_N(t_1, t_2) = \langle \tilde{M}_1 \tilde{M}_2 \rangle - \langle \tilde{M}_1 \rangle \langle \tilde{M}_2 \rangle \approx \frac{B(\rho)}{\left(\ln \tilde{N} \right)^{\frac{1+2\rho}{1+\rho}}} \tilde{N}^{-\gamma}, \quad (\text{S52})$$

where the decorrelation exponent γ and the amplitude $B(\rho)$ are given explicitly by

$$\gamma = \frac{1-\rho}{1+\rho}, \quad B(\rho) = \frac{1}{8\sqrt{\pi}} \frac{(1+\rho)^{3/2}}{\sqrt{1-\rho}} \Gamma^2 \left(\frac{1}{1+\rho} \right). \quad (\text{S53})$$

This completes the derivation of our main result stated in Eqs. (8) and (9) of the main text.

IV. COMPUTATION OF THE INTEGRALS IN (S47)

The joint PDF $\tilde{P}_N(z_1, z_2, \rho)$ in Eq. (S46) is of the form

$$\tilde{P}_N(z_1, z_2, \rho) = f(z_1)f(z_2) + A_N(\rho)g(z_1)g(z_2), \quad (\text{S54})$$

where

$$f(z) = e^{-z-e^{-z}} \quad \text{and} \quad g(z) = \left(e^{-z} - \frac{1}{1+\rho} \right) e^{-\frac{z}{1+\rho}-z}. \quad (\text{S55})$$

Note that the function $f(z)$ is normalized to unity, namely

$$\int_{-\infty}^{\infty} f(z) dz = 1. \quad (\text{S56})$$

It is also trivial to see that the function $g(z)$ defined above satisfies the identity

$$\int_{-\infty}^{\infty} g(z) dz = 0. \quad (\text{S57})$$

Using these two identities we see that

$$\langle Z_1 \rangle = \int_{-\infty}^{\infty} z_1 f(z_1) dz_1 \quad , \quad \langle Z_2 \rangle = \int_{-\infty}^{\infty} z_2 f(z_2) dz_2 . \quad (\text{S58})$$

Similarly, one has

$$\langle Z_1 Z_2 \rangle = \left(\int_{-\infty}^{\infty} z f(z) dz \right)^2 + A_N(\rho) \left(\int_{-\infty}^{\infty} z g(z) dz \right)^2 . \quad (\text{S59})$$

Therefore the connected correlator is given by

$$\langle Z_1 Z_2 \rangle - \langle Z_1 \rangle \langle Z_2 \rangle = A_N(\rho) \left(\int_{-\infty}^{\infty} z g(z) dz \right)^2 . \quad (\text{S60})$$

Expressing $g(z) = -\partial_z \left(e^{-z/(1+\rho)} - e^{-z} \right)$, the integral in Eq. (S60) can be performed by parts leading to

$$\langle Z_1 Z_2 \rangle - \langle Z_1 \rangle \langle Z_2 \rangle = A_N(\rho) \left[\int_{-\infty}^{\infty} e^{-\frac{z}{1+\rho}} - e^{-z} dz \right]^2 . \quad (\text{S61})$$

Performing the change of variable $e^{-z} = y$ then gives the result

$$\langle Z_1 Z_2 \rangle - \langle Z_1 \rangle \langle Z_2 \rangle = A_N(\rho) \Gamma^2 \left(\frac{1}{1+\rho} \right) , \quad (\text{S62})$$

that was used in Eq. (S48).

V. CONNECTED CORRELATOR OF THE SCALED MAXIMUM IN THE LIMIT $\rho \rightarrow 0$

The derivation of the main formula for the connected correlator in Eq. (S52) assumed that the correlation coefficient ρ is *strictly* positive, i.e., $\rho > 0$. One natural question is what happens in the limit $\rho \rightarrow 0$. From the explicit formula for $A_N(\rho)$ in Eq. (S40), we see that in the limit $\rho \rightarrow 0$

$$A_N(\rho) \underset{\rho \rightarrow 0}{\simeq} \frac{1}{2\sqrt{\pi}} (1 + 2\rho + O(\rho^2)) \frac{e^{(2\rho-1)a_N^2}}{a_N} . \quad (\text{S63})$$

Using now the second relation in Eq. (S17) for a_N , namely, $e^{-a_N^2} \approx 2\sqrt{\pi} a_N/N$, one gets

$$A_N(\rho) \underset{\rho \rightarrow 0}{\simeq} \frac{1}{N} + \frac{2}{N} (a_N^2 + 1) \rho + O(\rho^2) . \quad (\text{S64})$$

Note that for large N , one has $a_N^2 \simeq \ln \tilde{N}$ from Eq. (S20). This means that, for small ρ and large N , the leading behavior of $A_N(\rho)$ in Eq. (S64) is then given by

$$A_N(\rho) \underset{\rho \rightarrow 0}{\simeq} \frac{2a_N^2}{N} \rho . \quad (\text{S65})$$

Substituting this behavior in Eq. (S62) gives the leading behavior as $\rho \rightarrow 0$

$$\langle Z_1 Z_2 \rangle - \langle Z_1 \rangle \langle Z_2 \rangle \approx \frac{2\rho a_N^2}{N} . \quad (\text{S66})$$

Consequently, the connected correlator of the scaled maximum from Eq. (S51) reads, after cancelling the factor a_N^2 ,

$$\langle \tilde{M}_1 \tilde{M}_2 \rangle - \langle \tilde{M}_1 \rangle \langle \tilde{M}_2 \rangle \xrightarrow{\rho \rightarrow 0} \frac{\rho}{2N} . \quad (\text{S67})$$

This reproduces the result given Eq. (18) in the main text. Using $\tilde{M}_1 = M_1/\sqrt{2C_{11}}$, $\tilde{M}_2 = M_2/\sqrt{2C_{22}}$ and $\rho = C_{12}/\sqrt{C_{11}C_{22}}$, the connected correlator for the unscaled maximum, as $\rho \rightarrow 0$, is given by

$$\langle M_1 M_2 \rangle - \langle M_1 \rangle \langle M_2 \rangle \xrightarrow{\rho \rightarrow 0} \frac{C_{12}}{N} . \quad (\text{S68})$$

This result has a nice physical interpretation. In general, since the walkers are independent, the corrected correlator of the unscaled maximum can be written as [see Eq. (5) of the main text]

$$\langle M_1 M_2 \rangle - \langle M_1 \rangle \langle M_2 \rangle = C_{12} S_N(t_1, t_2), \quad (\text{S69})$$

where $S_N(t_1, t_2)$ is the probability that, given that the maximum at time t_1 is achieved by one the walkers, the maximum at time t_2 is achieved by the same walker. In general, it is difficult to compute $S_N(t_1, t_2)$ because of the finite correlation present between the two times t_1 and t_2 . However, when $\rho \rightarrow 0$, or equivalently $C_{12} \rightarrow 0$, this probability $S_N(t_1, t_2) \rightarrow 1/N$ since the probability that the leader is the same at time t_1 and t_2 is simply $1/N$ when there are no correlations. Consequently, substituting $S_N(t_1, t_2) = 1/N$ in Eq. (S69) gives, to leading order for small C_{12} , the result in Eq. (S68).

VI. CONNECTED CORRELATOR OF THE SCALED MAXIMUM IN THE LIMIT $\rho \rightarrow 1$

We now consider the opposite limit $\rho \rightarrow 1$, or equivalently $t_1 \rightarrow t_2$, where each walker is strongly correlated in time and consequently their global maximum at two different times is also strongly correlated. Taking the limit $\rho \rightarrow 1$ in Eq. (S39), we get

$$A_N(\rho) \xrightarrow{\rho \rightarrow 1} \sqrt{\frac{2}{\pi}} \frac{1}{\sqrt{1-\rho}} \frac{1}{a_N}. \quad (\text{S70})$$

Substituting this behavior in Eq. (S51), we find that the connected scaled correlator, behaves, to leading order as $\rho \rightarrow 1$

$$\mathcal{C}_N(t_1, t_2) = \langle \tilde{M}_1 \tilde{M}_2 \rangle - \langle \tilde{M}_1 \rangle \langle \tilde{M}_2 \rangle \xrightarrow{\rho \rightarrow 1} \sqrt{\frac{\pi}{8(1-\rho)}} \frac{1}{a_N^3}. \quad (\text{S71})$$

This reproduces the result given in Eq. (19) of the main text, once we use $a_N \approx \sqrt{\ln \tilde{N}}$.

On the other hand, when t_1 is very close to t_2 , we would expect that the connected correlator should converge to the variance of the scaled maximum as given in Eq. (S25), i.e.,

$$\mathcal{C}_N(t_1, t_2) \xrightarrow{\rho \rightarrow 1} \frac{\pi^2}{24 a_N^2}. \quad (\text{S72})$$

Comparing these two behaviors (S71) and (S72), we see that, as $\rho \rightarrow 1$, the scaled correlator crosses over from the behavior in Eq. (S71) to the one in Eq. (S72) when

$$\rho = 1 - \frac{\nu}{a_N^2}, \quad (\text{S73})$$

where $\nu = O(1)$ as $N \rightarrow \infty$. In order to study this crossover, we analyse the large N behavior of the scaled correlator $\mathcal{C}_N(t_1, t_2)$ by replacing ρ by Eq. (S73) keeping ν fixed. We now substitute (S73) in the expression for I_N in Eq. (S37) and also replace m_1 and m_2 in terms of their associated scaled variables z_1 and z_2 as in Eq. (S38). Now taking $a_N \rightarrow \infty$ limit, while keeping ν fixed, we see that NI_N approaches a limiting form independent of N , namely

$$NI_N \xrightarrow{N \rightarrow \infty} G_\nu(z_1, z_2) = \frac{1}{2} \left[e^{-z_1} \operatorname{erfc} \left(\frac{2\nu - z_1 + z_2}{\sqrt{8\nu}} \right) + e^{-z_2} \operatorname{erfc} \left(\frac{2\nu + z_1 - z_2}{\sqrt{8\nu}} \right) \right]. \quad (\text{S74})$$

This scaling function $G_\nu(z_1, z_2)$ is clearly symmetric under the exchange of z_1 and z_2 . We now substitute this scaling form in Eq. (S43) and get the leading behavior of the joint cumulative distribution

$$F_N(m_1, m_2, \rho) \xrightarrow{N \rightarrow \infty} \exp \left[-e^{-z_1} - e^{-z_2} + G_\nu(z_1, z_2) \right]. \quad (\text{S75})$$

This limiting joint cumulative distribution is thus independent of N for large N and is parametrised by ν . This scaling limit, when $\rho \rightarrow 1 - \nu/\ln N$, has been well studied [4-7] using different methods. Our result for the limiting two-time joint distribution in Eq. (S75) agrees with these results. However, we would like to emphasize that, away from this limit when $\rho = O(1)$, our main result stated in Eqs. (8) and (9) of the main text has not been found before.

In particular, the power law decay of the scaled correlator $\sim N^{-(1-\rho)/(1+\rho)}$ as a function of N for large N and fixed ρ is novel to our knowledge.

-
- [1] S. Chaturvedi, *Gaussian stochastic processes*, In G. S. Agarwal, S. Dattagupta (Eds.), *Stochastic Processes Formalism and Applications*, Lecture Notes in Physics, Berlin Heidelberg (1983).
 - [2] E. J. Gumbel, *Statistics of Extremes* (Dover, New York, 1958).
 - [3] S. N. Majumdar, A. Pal, G. Schehr, *Extreme value statistics of correlated random variables: a pedagogical review*, Phys. Rep. **840**, 1 (2020).
 - [4] B. M. Brown, S. I. Resnick, *Extreme values of independent stochastic processes*, J. Appl. Probab. **14**, 732 (1977).
 - [5] J. Hüslér, R.-D. Reiss, *Maxima of normal random vectors: between independence and complete dependence*, Stat. Probab. Lett. **7**, 283 (1989).
 - [6] Z. Kabluchko, *Extremes of independent Gaussian processes*, Extremes **14**, 285 (2011).
 - [7] P. Le Doussal, *Dynamics at the edge for independent diffusing particles*, Phys. Rev. E **109**, 024101 (2024).