

Semantic Residual Prompts for Continual Learning

Martin Menabue, Emanuele Frascaoli, Matteo Boschini, Enver Sangineto,
Lorenzo Bonicelli, Angelo Porrello, and Simone Calderara

University of Modena and Reggio Emilia, Via Vivarelli 10 Modena, 41125, Italy

Abstract. Prompt-tuning methods for Continual Learning (CL) freeze a large pre-trained model and focus training on a few parameter vectors termed prompts. Most of these methods organize these vectors in a pool of key-value pairs, and use the input image as query to retrieve the prompts (values). However, as keys are learned while tasks progress, the prompting selection strategy is itself subject to catastrophic forgetting, an issue often overlooked by existing approaches. For instance, prompts introduced to accommodate new tasks might end up interfering with previously learned prompts.

To make the selection strategy more stable, we ask a foundational model (CLIP) to select our prompt within a two-level adaptation mechanism. Specifically, the first level leverages standard textual prompts for the CLIP textual encoder, leading to stable class prototypes. The second level, instead, uses these prototypes along with the query image as keys to index a second pool. The retrieved prompts serve to adapt a pre-trained ViT, granting plasticity. In doing so, we also propose a novel residual mechanism to transfer CLIP semantics to the ViT layers.

Through extensive analysis on established CL benchmarks, we show that our method significantly outperforms both state-of-the-art CL approaches and the zero-shot CLIP test. Notably, our findings hold true even for datasets with a substantial domain gap w.r.t. the pre-training knowledge of the backbone model, as showcased by experiments on satellite imagery and medical datasets.

1 Introduction

While human beings can easily acquire new knowledge and remember past information, several studies [26, 33] have shown that Artificial Intelligence models struggle to replicate this behavior. Specifically, neural networks tend to forget previously solved tasks while learning new ones, an issue known as *catastrophic forgetting* [26]. Continual Learning (CL) [9, 29] models a scenario in which data from old tasks are no longer available when training on new tasks, and the model needs to trade-off the preservation of past information (*stability*) with the adaptation to the new data (*plasticity*).

The emergence of large-scale pre-trained Transformers [41] and foundation models [1] has recently changed the adaptation paradigm, usually moving towards *parameter-efficient* plasticity, in which only a few parameters are optimized to solve a new task while keeping most of the model frozen. A successful

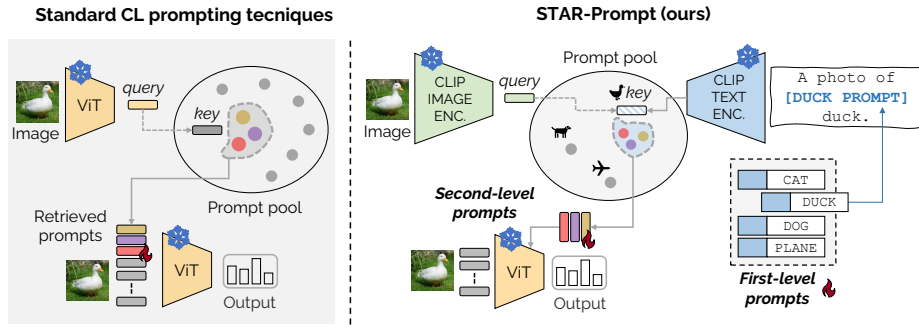


Fig. 1: Comparison between current approaches (left) and our STAR-Prompt (right), regarding their prompting selection strategies. To enhance the stability of the pool selection, we exploit the multi-modal CLIP embedding space and compute a similarity between the image and prompt-learned class-prototype keys. Afterwards, the retrieved values are used as prompts for another backbone, *i.e.* an ImageNet pre-trained ViT.

example is *prompt tuning*, in which a few learnable vectors (“soft prompts”) are appended to the input image tokens. For instance, CoOp [50] learns a context prompt, which is concatenated with the textual name of the class label and fed to the textual encoder of CLIP [32]. The latter generates a *class prototype* in feature space, which is used to classify the images of the downstream task. Similarly, VPT [17] learns task-specific visual prompts for each layer of an ImageNet pre-trained Vision Transformer (ViT) [10], while CoCoOp [49] extends CoOp by conditioning its prompts on the input image.

Prompt tuning has recently been adopted in different CL proposals [5, 40, 43, 46, 47] with good results. These methods, inspired by CoOp, CoCoOp, and VPT, usually devise a shared pool of key-value pairs to manage the prompts learned during each round. As shown in Fig. 1 (left), the input image is used as a query to retrieve a subset of *relevant* prompts from the pool. To make the selection strategy effective, the keys are learned along with the values (*i.e.*, the prompts). The learning criteria for these keys usually involve a form of weak supervision that pulls selected keys closer to corresponding query features, with further orthogonality constraints to encourage diversification.

Despite the extensive application in incremental scenarios, prompting approaches fall into a pitfall, which is the main focus of our work. As the key space is continuously updated with no further access to past queries/tasks, the selection mechanism is itself subject to *catastrophic forgetting* and possible misalignments between queries and keys. As outlined in Sec. 3.4, this causes interference in the prompt selection (*i.e.*, examples of a certain task are mapped to unrelated tasks), and hence to sub-optimal performance.

We hence propose to employ a foundation model like CLIP to realize the query-key matching mechanism, yielding a more stable selection strategy (see Sec. 3.4). In fact, it has been shown that the fine-tuning regime of CLIP models favors stability over plasticity [5], as distinct parameters can be naturally devoted

to distinct concepts, mitigating their interference. However, to enhance plasticity, we use the prompts retrieved through CLIP to condition another backbone, specifically an ImageNet pre-trained ViT. Notably, this leads to a **two-level prompting pipeline** (Fig. 1 right), which is the main technical contribution of our work. Briefly: as in CoOp and AttriCLIP [44], we train class-specific prompts (**first level prompts**) to be fed to the CLIP textual encoder. Conversely, we exploit the resulting embedding not for computing classification scores, but as keys of a **second** prompt pool. The retrieved **second-level prompts** are used to adapt the ImageNet pre-trained ViT, providing the final output prediction.

Our secondary contribution regards the mechanism introduced to prompt the pre-trained ViT. We indeed propose an *additive residual* mechanism to adapt the MLPs of a Transformer. While most methods [40,46] *concatenate* the learned prompts to the arguments of the multi-head self-attention (MSA) layer (Sec. 2), our second-level prompts are used as *semantic residuals* which are *added* before the MLP layer input. While there is no guarantee that a pre-trained and frozen MSA layer will take into account all the prompt tokens, our additive mechanism forces the Transformer embeddings to include CLIP-derived semantics.

Finally, inspired by Slow Learner with Classifier Alignment (SLCA) [48] [48], where first- and second- order feature statistics are used to generate synthetic samples of past tasks (Sec. 2), we adopt a similar generative replay method in both stages of our approach. However, differently from SLCA, we use a Mixture of Gaussians (MoGs) to model the *multi-modal distribution* of each class, leading to a more effective generation process.

To assess our intuitions, we test our approach termed **STAR-Prompt** (Semantic Two-level Additive Residual Prompt) on **nine** image classification datasets. These encompass well-established CL benchmarks, such as Split Imagenet-R and Split CIFAR-100 [5,40,46,48], but also satellite and medical settings, hence covering domains that **differ significantly** [8,28,32] from the pre-training source domains of both ImageNet and CLIP. As our experiments outline, prompting-based CL approaches struggle with such large domain gaps, often being outperformed by older methods relying on the good old schema of rehearsal.

The results indicate that we significantly outperform the state-of-the-art, getting a remarkable +5.84 improvement of final accuracy, with peaks of +3 on Split Imagenet-R and +17 on Split Cars-196. Importantly, we prove the resilience of our framework to severe domain shifts. For example, when the zero-shot CLIP model struggles (*e.g.*, achieving only 57.74 accuracy on Split EuroSAT), our two-level approach instead excels (*i.e.*, 94.24), underscoring the merits of a stable and continuous adaptation over the simple reuse of frozen large pre-trained models.

We therefore acknowledge the following **contributions**:

- We shed light on the stability issue of prompt selection, and propose a two-level prompting strategy that builds upon the stability of foundation models.
- A novel prompting approach based on semantic residuals is presented.
- We extend the SLCA feature generation to multi-modal distributions.
- We deepen the current understanding of incremental adaption, underscoring that large pre-trained models still requires adaptability.

2 Related work

Continual Learning. CL approaches are usually classified according to the strategy they adopt against forgetting. *Regularization-based methods* adjust the loss function to restrict significant changes in either the model weights or its activations when moving to other tasks [20, 23, 27, 35]. *Architectural methods* alter the structure of the model by devoting separate groups of parameters to different tasks [25, 37, 38]. Finally, *Rehearsal-based methods* alleviate forgetting by storing a subset of samples from past tasks in a memory buffer, which are then replayed along with the data of the current task [2, 3, 14, 33, 34]. A sub-category of rehearsal methods is based on **generative replay**, where real samples are replaced by synthetically generated samples [18, 36, 39].

Prompt tuning methods. The first attempt to use prompt tuning in CL is Learning to Prompt (**L2P**) [47], where a pool of prompts is shared by all tasks, and the input image is used as the query to select the most appropriate prompts from this pool. **DualPrompt** [46] introduces a hierarchy of general and task-specific prompts and adopts **prefix-tuning** over prompt tuning, where the former prepends prompts to the keys and the values of an MSA layer rather than prepending prompts to the input tokens. Prefix-tuning is also adopted in **CODA-Prompt** [40], which additionally introduces a query weighting mechanism and an orthogonality soft-constraint to encourage prompt independence (both of which we also adopt, see Sec. 3.3).

Recently, several works have investigated the application of the CLIP model [32] in incremental settings. In **AttriCLIP** [43] the prompts are fed to the CLIP’s textual encoder, while **PromptFusion** [5] takes inspiration from VPT and trains prompts for the CLIP’s textual encoder jointly with visual prompts for a pre-trained ViT. Differently from PromptFusion, which uses these prompts in *parallel* fusing the corresponding classification scores, we instead employ them *sequentially*. Specifically, the textual prompts are used to produce class-specific keys to index a second pool of prompts.

3 Method

Problem setting. In CL, a model is trained on a sequence of T tasks, where each task D_t , $t = 1, \dots, T$ is composed of sample-label pairs (x_i, y_i) , $i = 1, \dots, |D_t|$. In this paper, we adopt a class-incremental setting, in which the set of classes \mathcal{Y}_t of task D_t is disjoint from $\mathcal{Y}_{t'}$ (with $t \neq t'$), and the task identity (t) is unknown at inference time. For simplicity, we assume that $|\mathcal{Y}_1| = \dots = |\mathcal{Y}_T| = N$. Importantly, when the model is trained on D_t , the training data from the old tasks $D_{1:t-1}$ are inaccessible.

3.1 Overview

Our method, shown in Fig. 2, relies on two pre-trained architectures:

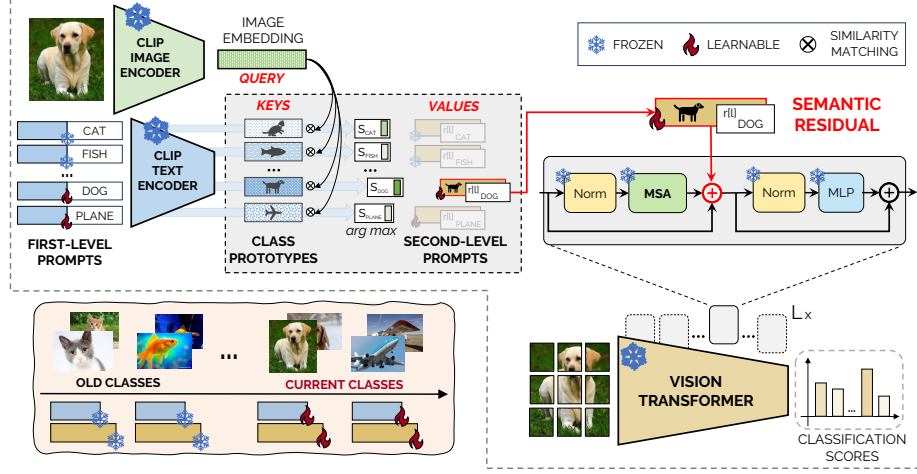


Fig. 2: The architecture of **STAR-Prompt**. The bottom left box illustrates our CL setting, in which first- and second-level prompts of the tasks are frozen.

- the CLIP model [32], *i.e.* the image $E_{vis}(\cdot)$ and the text $E_{txt}(\cdot)$ encoders.
- an ImageNet pre-trained Vision Transformer [10] $f(\cdot)$.

In a nutshell, every parameter of these networks is frozen during training. To adapt them in a parameter-efficient manner while minimizing interference, we devise a **two-level codebook strategy**. The first one provides learnable context passed as input to the CLIP text encoder: by doing so, we produce *stable* class prototypes. The second level treats these textual prototypes as keys of a second codebook of prompts, which serve to provide a more *plastic* behaviour to the second model $f(\cdot)$.

Specifically, the first-level prompting stage resembles CoOp and conditions the text encoder $E_{txt}(\cdot)$ by concatenating a class-specific learnable vector to the input sequence. However, differently from CoOp, we do not directly exploit the learned textual class-prototypes to perform classification. In fact, we use them as *keys* for comparison against the visual *query*, derived by applying the CLIP visual encoder $E_{vis}(\cdot)$ on the input image. Based on the resulting similarities, we retrieve a second-level learnable prompt R , termed **semantic residual vector**, aiming to transfer class-specific semantics to the ViT $f(\cdot)$.

In particular, we devise a specific residual vector for each layer of $f(\cdot)$. Formally, indicating with \mathbf{e}^l the output of the l -th block of $f(\cdot)$ containing MSA, MLP, and LayerNorm (LN) layers [10],

$$\mathbf{e}' = \text{MSA}(\text{LN}(\mathbf{e}_l)) + \mathbf{e}_l \quad (1)$$

$$\mathbf{e}_{l+1} = \text{MLP}(\text{LN}(\mathbf{e}')) + \mathbf{e}', \quad (2)$$

we exploit the first residual connection to inject the semantic residual vector R :

$$\mathbf{e}' = \text{MSA}(\text{LN}(\mathbf{e}_l)) + \mathbf{e}_l + R. \quad (3)$$

Ultimately, the classification scores are derived from the final classification layer of $f(\cdot)$. We provide the details in the following subsections.

3.2 STAR-Prompt: Two-Level Prompt Tuning

In the first prompting stage, we associate a learnable prompt \mathbf{p}_c to each class $y_c \in \mathcal{Y}_t$. The prompt \mathbf{p}_c consists of a single learnable token that is concatenated with the initial word embedding of the class y_c , indicated with [CL-NAME]:

$$\mathbf{w}_c = E_{txt}([\mathbf{p}_c; [\text{CL-NAME}]]). \quad (4)$$

For instance, if y_c refers to the class ‘dog’, then [CL-NAME] is the embedding of the word ‘dog’. These two embeddings are fed to $E_{txt}(\cdot)$ to get a final textual representation $\mathbf{w}_c \in \mathbb{R}^d$.

While CoOp utilizes \mathbf{w}_c as a class prototype for image classification of x , we treat \mathbf{w}_c as a **class-prototype key**. Specifically, we use these class-specific keys to retrieve a second set of learnable prompts \mathbf{Q}_c . These prompts aim to adapt each layer of the other architecture, *i.e.*, the ImageNet pre-trained Vision Transformer $f(\cdot)$. In particular, let d' and L denote the hidden dimension and the number of layers of $f(\cdot)$ respectively. Then, $Q_c[l] \in \mathbb{R}^{d'}$ represents the second set of class-specific learnable prompts used to adapt the l -th layer of $f(\cdot)$.

In details, the second-level prompting stage leverages the CLIP multi-modal embedding space. Given the visual embedding of the input image $\mathbf{z} = E_{vis}(x)$ (query), we compute its cosine similarity $\text{sim}_c = \langle \mathbf{z}, \mathbf{w}_c \rangle$ with each class prototype key $\mathbf{w}_1, \dots, \mathbf{w}_{N_t}$. Each of these keys is derived from the first-level prompting stage, and corresponds to one of the N_t classes observed so far.

Afterwards, we build the **semantic residual \mathbf{R}** by using the prompt Q_{c_k} of the class with the **highest** cosine similarity, as follow:

$$\mathbf{R} = \text{sim}_{c_k} \cdot Q_{c_k}, \quad (5)$$

$$\text{where } c_k = \arg \max_{c=1, \dots, N_t} \text{sim}_{c_k}. \quad (6)$$

In Eq. (5), the term sim_{c_k} weighs the residuals with the confidence CLIP assigns to the selected key \mathbf{w}_{c_k} . As shown in Sec. 4.2, such a modulating operation yields indeed a beneficial empirical effect.

The residuals \mathbf{R} are then used to transfer CLIP-based class-specific cues to each MLP layer of $f(x)$. We hence replace Eq. (1) with:

$$\mathbf{e}' = \text{MSA}(\text{LN}(\mathbf{e}_l)) + \mathbf{e}_l + \mathbf{R}[l]. \quad (7)$$

Main training loss. For each task D_t , we extend the two codebooks adding the class-specific prompts of the current task. In detail, the set of first-level prompts is computed as: $\mathcal{P}_t := \mathcal{P}_{t-1} \cup \{\mathbf{p}_c | c \in \mathcal{Y}_t\}$, while the second-level codebook is obtained by: $\mathcal{Q}_t := \mathcal{Q}_{t-1} \cup \{Q_c | c \in \mathcal{Y}_t\}$. To avoid forgetting, we **freeze** the prompts of the old tasks (\mathcal{P}_{t-1} and \mathcal{Q}_{t-1}) and train only those corresponding to the current task. Although both levels may be trained jointly and end-to-end,

we strive for simplicity and structure the optimization process as a two-stage training procedure. Specifically, for both codebooks, we use the cross-entropy as the main loss function:

$$\mathcal{L}_{\text{CE}} = -\frac{1}{|D_t|} \sum_{i=1}^{|D_t|} \log p(y_i = c|x_i), \quad (8)$$

where, in the first stage, the posteriors are computed as:

$$p(y_i = c|x_i) = \frac{\exp(\langle \mathbf{z}_i, \mathbf{w}_c \rangle / \tau)}{\sum_{c' \in \mathcal{Y}_t} \exp(\langle \mathbf{z}_i, \mathbf{w}_{c'} \rangle / \tau)}, \quad (9)$$

where τ indicates the temperature parameter of the CLIP model. Conversely, in the second stage, the posteriors in Eq. (8) consider the CLS token $\mathbf{e}_L^{\text{CLS}} = f(x_i; R)$ of the last layer of $f(\cdot)$ [10], as follows:

$$p(y_i = c|x_i) = g_{\theta_t}(\mathbf{e}_L^{\text{CLS}}), \quad (10)$$

where $g_{\theta_t}(\cdot)$ represents the classification head of the current task t . This module comprises of a linear projection followed by the softmax layer. The parameters θ_t of the projection layer are initialized at the beginning of task t , and trained while keeping the weights of the old tasks frozen.

3.3 Additional Details

Query weighting. Similarly to CODA-Prompt [40], we train class-specific weight vectors $A_c \in \mathbb{R}^d$ to weigh the importance of the visual features with respect to the c -th class. Specifically, each $\mathbf{z} = E_{\text{vis}}(x)$ is element-wise multiplied with A_c , and in Eq. (5) we replace $\text{sim}_c = \langle \mathbf{z}, \mathbf{w}_c \rangle$ with $\langle \mathbf{z} \odot A_c, \mathbf{w}_c \rangle$.

Orthogonality. We also follow CODA-Prompt and discourage possible correlations between old and new prompts. This is done by minimizing the following two loss functions for the two codebooks respectively:

$$\mathcal{L}_{\text{OP}} = \sum_{c \in \mathcal{Y}_t, c' \in \text{past}(t)} \langle \mathbf{p}_{c'}, \mathbf{p}_c \rangle, \quad (11)$$

$$\mathcal{L}_{\text{OQ}} = \frac{1}{L} \sum_{l=1}^L \sum_{c \in \mathcal{Y}_t, c' \in \text{past}(t)} \langle Q_{c'}[l], Q_c[l] \rangle. \quad (12)$$

where $\text{past}(t) = \{c' | c' \in \mathcal{Y}_{t'}, t' < t\}$ indicates the set of past classes.

3.4 Discussion and comparisons to related works

The dominant contribution of our work is the use of a foundation model to increase the **stability** of the prompt selection. Specifically, we regard a prompting strategy as **stable** if, for a given task, the query-key selection strategy retrieves

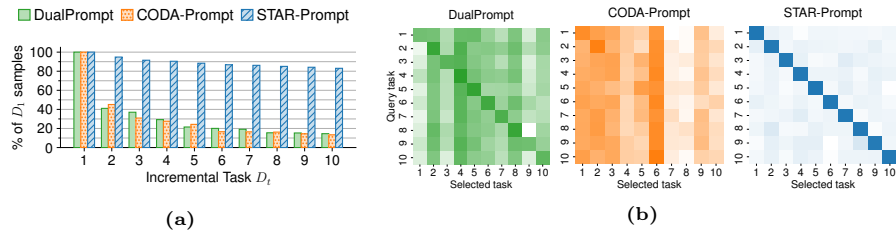


Fig. 3: Prompt retrieval on Split Imagenet-R. *Left:* for the test set of the first task, the portion of examples using prompts of the correct task D_1 during the incremental training. *Right:* we extend the analysis to all the tasks, computed at the end of the incremental training. In each confusion matrix, the y axis represents the task of the query sample, while the x axis shows the task of the corresponding selected key.

the set of prompts relevant to that task, and not those introduced for subsequent tasks. In the following, we are dissecting why existing approaches overlook stability, leading to prompts of one task being wrongly used for other tasks, and how we exploit the CLIP model to further it.

On the stability of prompting-based CL methods. Like our method, existing approaches such as L2P, DualPrompt, and CODA-Prompt employ a query-key matching mechanism to fetch the prompts utilized for adapting the pre-trained ViT. Notably, they learn new keys **from scratch** when a new task is presented, and define a customized loss term to incentives the learned keys to be aligned with the visual queries of the current task (extracted using the pre-trained ViT itself). However, these learned keys often **lack** a clear semantic interpretation, and could be theoretically used to represent distant concepts.

In this respect, we argue that learning keys as such is susceptible to forgetting, and to an interference between prior and subsequent tasks. Indeed, since keys are continuously adjusted to align with the queries of the current task, they may drift and no longer match with the queries of earlier tasks. Or, when introducing novel keys, they could interfere with those already present in the pool, and be selected to classify examples of previous tasks.

We assess such an intuition by analyzing the prompts retrieved by different methods – *i.e.*, DualPrompt, CODA-Prompt, and our approach STAR-Prompt – on the Split Imagenet-R dataset. In detail, Fig. 3a, shows the proportion of testing samples of the first task D_1 retrieving the *right* prompts — namely those corresponding to prompts learned during the first task D_1 . As can be seen, the precision of the selection strategies of both DualPrompt and CODA-Prompt **decreases** as the tasks progress, indicating that more and more examples of D_1 use prompts of subsequent tasks. Our approach is instead much more stable, as also evident in Fig. 3b, which depicts the full-task confusion matrices computed after the final task. While the confusion matrix of STAR-Prompt is almost diagonal, the prompt selection of DualPrompt and CODA-Prompt yields significant task confusion. As outlined in the suppl. materials, we verified these outcomes also on **other domains** (*i.e.*, in **aerial and medical datasets**).

The reason at the base of the stability of our STAR-Prompt is twofold. On the one hand, we do not start from scratch when learning the keys, but we fine-tune the CLIP text encoder, which allows to devote *distinct learnable parameters* to *distinct classes*. Such an approach promotes a greater **modularity**, and has been already acknowledged as more stable by the authors of PromptFusion [5]. Differently from them, however, we exploit the stability of the text encoder not for direct prediction, but to define a second pool codebook of prompts.

On the other hand, we provide **explicit supervision** (Eq. (8) and Eq. (15)) to enforce class-driven **separation** in the key space. This differs from other CL prompting approaches, which settle to *weaker* constraints (*e.g.*, relying on orthogonality or aligning the query with the closest key in the pool). Hence, since first-level \mathbf{w}_c keys are both stable and separated, the second prompts Q_c can learn class-specific information, *reducing the interference among classes/tasks*.

Prompting mechanism. In VPT, PromptFusion, and most prompt-tuning methods, the prompt tokens are **concatenated** with the input sequence **before** each MSA layer. Another common solution is **prefix tuning** (Sec. 2), which intervenes only on the keys and the values of the MSA layer. Since the frozen MSA layer weighs the importance of each prompt token, we argue that there is no barrier preventing some of these tokens from being disregarded.

Conversely, our semantic residuals are **added** after the MSA layer (see Eq. (7)). As we sum the prompts directly to the input of the MLP layers, the corresponding hint from the CLIP encoders cannot be ignored. This is similar to the shifting parameters of FiLM layers [30] used to adapt the Batch Norm [16] of CNNs. However, we do not have a parameter “generator” network [30], and the residuals for the Transformer MLPs are computed using CLIP-guided shifting vectors.

3.5 Multi-Modal Generative Replay

Since for each task we train only the prompts of the current task, to further reduce possible inter-task inferences, we adopt a generative replay strategy inspired by SLCA [48] (Sec. 2). In [48], class-specific features are used to compute the mean and the covariance matrix of a Gaussian representing the class distribution. Then, subsequent tasks use this Gaussian to generate $n = 256$ synthetic features of that class, as a form of generative replay. We extend this idea by introducing, in both stages of our training, a Mixture of Gaussians (MoGs) representation of the feature distribution. Specifically, in the first stage, for each class c , we fit a MoGs \mathcal{G}_c on the CLIP visual features $\mathbf{z}_i = E_{vis}(x_i) \forall (x_i, y_i = c) \in D_t$:

$$\mathcal{G}_c = \mathcal{G}(\cdot; \boldsymbol{\phi}_c) = \sum_{m=1}^M \phi_m^c \mathcal{N}(\cdot; \mu_m^c, \Sigma_m^c). \quad (13)$$

The parameter vector $\boldsymbol{\phi}_c$ contains the M means, covariances and corresponding Gaussian component weights, and it is estimated by Expectation-Maximization (EM). \mathcal{G}_c is then used in the subsequent tasks t' ($t' \geq t$) to generate $n = 256$ synthetic features $\tilde{\mathbf{z}}_j$ of class c . Using this generative replay technique, we obtain:

Algorithm 1 Training of STAR-Prompt on the current task

Require: Index of the current task $t \in 1, \dots, T$, the orthogonality loss weighting coefficient λ , the number of M Gaussian components, the number of E_1 and E_2 training epochs with real and generated samples (respectively), learning rate lr .

<p>First stage \rightarrow <i>goal</i>: learning first-level prompts $\mathbf{p}_c _{c \in \{1, \dots, \mathcal{Y}_t \}}$ for each class $c \in \mathcal{Y}_t$ of the current task t.</p> <pre> 1: for $ep := 1, \dots, E_1$ do 2: $\mathcal{L}_{CE} \leftarrow$ use Eqs. (8) and (9) 3: $\mathcal{L}_{OP} \leftarrow$ use Eq. (11) 4: $\mathbf{p}_c \leftarrow \mathbf{p}_c - lr \cdot \nabla_{\mathbf{p}_c _{c \in \mathcal{Y}_t}} \mathcal{L}_{CE} + \lambda \mathcal{L}_{OP}$ 5: end for 6: # <i>apply Generative Replay (Sec. 3.5)</i> 7: $\mathcal{G}_c \leftarrow \text{EM}(\{E_{vis}(x)\}_{x, y=c \in D_t}) \forall c \in \mathcal{Y}_t$ 8: for $ep := 1, \dots, E_2$ do 9: # <i>create samples from</i> $\mathcal{G}_{c'} _{c' \in \mathcal{Y}_1, \dots, \mathcal{Y}_t}$ 10: $\mathcal{L}_{GR}^P \leftarrow$ use Eq. (14) 11: $\mathbf{p}_c \leftarrow \mathbf{p}_c - lr \cdot \nabla_{\mathbf{p}_c _{c \in \mathcal{Y}_t}} \mathcal{L}_{GR}^P$ 12: end for </pre>	<p>Second stage \rightarrow <i>goal</i>: learning second-level prompts Q_c, query weights $A_c \forall c \in \mathcal{Y}_t$, and the classifiers $\theta_{t'} _{t' \in \{1, \dots, t\}}$.</p> <pre> 13: $\text{param} \leftarrow \{Q_c, A_c\}_{c \in \mathcal{Y}_t} \cup \theta_t$ 14: for $ep := 1, \dots, E_1$ do 15: $\mathcal{L}_{CE} \leftarrow$ use Eqs. (8) and (10) 16: $\mathcal{L}_{OQ}^P \leftarrow$ use Eq. (12) 17: $\text{param} \leftarrow \text{param} - lr \cdot \nabla_{\text{param}} \mathcal{L}_{CE} + \lambda \mathcal{L}_{OQ}$ 18: end for 19: # <i>apply Generative Replay (Sec. 3.5)</i> 20: $\mathcal{H}_c \leftarrow \text{EM}(\{f(x_i; R)\}_{x, y=c \in D_t}) \forall c \in \mathcal{Y}_t$ 21: for $ep := 1, \dots, E_2$ do 22: # <i>create samples from</i> $\mathcal{H}_{c'} _{c' \in \mathcal{Y}_1, \dots, \mathcal{Y}_t}$ 23: $\theta_{t'} \leftarrow \theta_{t'} - lr \cdot \nabla_{\theta_{t'}} \mathcal{L}_{GR}^Q \forall t' \in \{1, \dots, t\}$ 24: end for </pre>
--	--

$$\mathcal{L}_{GR}^P = -\frac{1}{nNt} \sum_{c=1}^{Nt} \sum_{i=1}^n \log p(y_i = c | \tilde{\mathbf{z}}_i), \quad (14)$$

where $p(y_i = c | \tilde{\mathbf{z}}_i)$ is the posterior probability for a synthetic visual point $\tilde{\mathbf{z}}_i \sim \mathcal{G}_c$:

$$p(y_i = c | \tilde{\mathbf{z}}_i) = \frac{\exp(\langle \tilde{\mathbf{z}}_i, \mathbf{w}_c \rangle / \tau)}{\sum_{c'=1}^{Nt} \exp(\langle \tilde{\mathbf{z}}_i, \mathbf{w}_{c'} \rangle / \tau)}. \quad (15)$$

Note that, in the denominator, we use all the Nt classes observed so far.

Similarly, in the second training stage, we use the ViT features $\mathbf{e}_L^{\text{CLS}} = f(x_i; R)$ of the current task to estimate the parameters of a second MoGs, indicated with \mathcal{H}_c , as for Eq. (13). In the rehearsal phase, we replace $\mathbf{e}_L^{\text{CLS}}$ in Eq. (10) with n synthetic features sampled from each \mathcal{H}_c , and, analogously to Eqs. (14) and (15), we compute \mathcal{L}_{GR}^Q (details in the suppl. materials).

The whole training algorithm is shown in Algorithm 1. For ease of presentation, we do not split the dataset in mini-batches when computing a Gradient Descent (GD) step. The algorithm shows that, in the first training stage, only the first-level prompts are updated ($\mathbf{p}_c, c \in \mathcal{Y}_t$, see lines 5 and 11). Conversely, in the second stage, we train the second-level prompts (Q_c), the query weighting parameters (A_c), and the linear layer of $g(\cdot)$. Specifically, in the second-stage rehearsal phase, we update the heads of all the tasks observed so far (*i.e.*, $\theta_{t' \leq t}$).

4 Experiments

Datasets. We provide an evaluation encompassing a variety of benchmarks. We follow the current literature dealing with pre-trained CL models [5,40,46,48] and cover conventional image dataset such as CIFAR-100 and Imagenet-R. Then, we assess the adaptability of these pre-trained methods by moving to settings with decreasing domain similarity w.r.t. the Image-Net pre-training [8,28]. In particular, we test on the following domains (more details can be found in suppl. materials):

- **Natural domain:** *Split CIFAR-100* [22] and *Split Imagenet-R* [13], with respectively 100 and 200 classes split into 10 tasks.
- **Specialized domain:** following [48], we adopt *Split Cars-196* [21] and *Split CUB-200* [42] as fine-grained classification scenarios. Classes are split across 10 tasks.
- **Aerial domain:** datasets comprising RGB satellite images for land use and land cover classification. We use *Split EuroSAT* [11,12] (5 binary tasks) and *Split RESISC45* [6], which divides 45 classes into 9 tasks.
- **Medical domain:** we adopt three settings, ranging from plant to human diseases. *Split CropDiseases* [15] regards healthy/infected leaves with 7 tasks of 5 classes each. In *Split ISIC* [7], images depicting 6 skin diseases are split into 3 tasks. *Split ChestX* [45] consists of chest X-ray images (2 tasks with 3 classes each).

Metrics. We report the average accuracy of each task, computed after the end of the last one (**Final Average Accuracy** – FAA). We also report the **Final Forgetting** [4] in suppl. materials. Each experiment is repeated three times with varying class orders [48]. We hence provide both the mean and the standard deviation of the FAA.

Implementation details. We train our model with Adam [19] with a learning rate of 0.001. The number of epochs is 50, with some exceptions due to the varying dataset sizes (see suppl. materials). The size of each training mini-batch is fixed at 16 for Split Imagenet-R and 128 for the other datasets. For a fair comparison, we maintain the same number of epochs for all the competitors but search their optimal hyper-parameters (including the learning rate and the optimizer) to guarantee their best performance. Due to space limits, we report all method-specific hyper-parameters in suppl. materials.

Competiting methods. We focus our evaluation on the state-of-the-art prompt tuning methods, including L2P [47], DualPrompt [46], AttriCLIP [44], PromptFusion [5], and CODA-Prompt [40]. Furthermore, our comparison includes methods that fine-tune all the network, including SLCA [48], DER++ [2] (*rehearsal-based*), GDumb [31] (*rehearsal-based*), and LwF [23] (*regularization-based*). We follow [40,46,48] and **adopt the same backbone based on ViT-B/16** as the main classification architecture for all the methods and settings (in our notation, $f(\cdot)$), initializing the network with a fully supervised pre-train on ImageNet-21K. Similarly, for all methods using CLIP, we use ViT-L/14 as in [44] (in our notation, $E_{vis}(\cdot)$ and $E_{txt}(\cdot)$). We stress that our comparison comprehends methods such as PromptFusion and AttriCLIP that leverage the CLIP model in CL scenarios; we retain this ensures the **fairness** of our evaluation.

Training-free baselines and lower/upper bounds. We integrate our analysis with the zero-shot testing of CLIP [32] (**Zero-shot CLIP**), which uses hand-crafted textual prompts (*e.g.*, “A photo of a [CL-NAME]”) to classify a testing image through Eq. (9). Notably, the comparison between STAR-Prompt and the Zero-shot CLIP test provides an understanding of the algorithmic merits of our approach, and allows us to disentangle them from the strengths of CLIP. Furthermore, we consider a similar baseline built on

Table 1: The Final Avg. Accuracy and std dev. for **natural** and **specialized** domains. [†] denotes methods fine-tuning the whole model. * highlights rehearsal approaches. We take results ⁽¹⁾ from [40], ⁽²⁾ from [44], ⁽³⁾ from [48], ⁽⁴⁾ from [5]. Due to the absence of a public codebase, we could not reproduce the results of PromptFusion on all datasets.

Model	Imagenet-R	CIFAR-100	Cars-196	CUB-200	Avg.
Joint (<i>STAR-Prompt</i>)	89.49 \pm 0.12	92.37 \pm 0.09	88.65 \pm 0.19	86.37 \pm 0.15	89.22
Joint ⁽³⁾ [†] (<i>ViT-B/16</i>)	79.60 \pm 0.87	93.22 \pm 0.16	80.31 \pm 0.13	88.00 \pm 0.34	85.28
Fine-tune [†] (<i>ViT-B/16</i>)	17.21 \pm 4.72	17.47 \pm 2.51	9.28 \pm 0.31	11.36 \pm 1.43	13.83
k-NN (<i>ViT-B/16</i>)	18.93	26.14	11.57	21.44	19.52
Zero-shot CLIP [32]	82.16	72.62	64.98	50.53	67.57
LwF [†] [24]	19.09 \pm 5.72	19.68 \pm 0.90	23.24 \pm 1.88	16.73 \pm 4.16	19.69
GDumb * [†] [31]	44.28 \pm 0.51	57.92 \pm 1.67	28.74 \pm 0.47	61.34 \pm 0.46	48.07
DER++ * [†] [2]	56.66 \pm 0.97	79.77 \pm 1.14	53.66 \pm 1.51	74.62 \pm 0.73	66.18
L2P ⁽³⁾ [47]	66.49 \pm 0.40	82.76 \pm 1.17	38.18 \pm 2.33	62.21 \pm 1.92	62.41
DualPrompt ⁽³⁾ [46]	68.50 \pm 0.52	85.56 \pm 0.33	40.14 \pm 2.36	66.00 \pm 0.57	65.05
CODA-Prompt [40]	75.45 \pm 0.56 ⁽¹⁾	86.25 \pm 0.74 ⁽¹⁾	31.99 \pm 3.39	67.30 \pm 3.19	65.25
AttriCLIP [44]	86.25 \pm 0.75	81.40 ⁽²⁾	69.69 \pm 0.88	54.73 \pm 3.32	73.02
PromptFusion ⁽⁴⁾ * [5]	80.70 \pm —	87.40 \pm —	—	—	—
SLCA ⁽³⁾ [†] [48]	77.00 \pm 0.33	91.53 \pm 0.28	67.73 \pm 0.85	84.71 \pm 0.40	80.24
STAR-Prompt	89.16 \pm 0.38	90.16 \pm 0.34	86.50 \pm 0.52	85.24 \pm 0.20	87.77

top of the ImageNet pre-trained backbone. It freezes the network and simply memorize the latent features of each training example, employing a **k-NN** approach.

For a thorough comparison, we also include the results of STAR-Prompt when jointly trained on all tasks in a stationary scenario (denoted as **Joint (*STAR-Prompt*)**), which serves as a performance upper bound. Moreover, as commonly done in the literature, we include the results of **Joint [†] (*ViT-B/16*)** and **Fine-tune [†] (*ViT-B/16*)**, where the ViT-B/16 architecture is fine-tuned on all tasks respectively jointly and incrementally with no countermeasure to forgetting.

4.1 Comparison with the State of the Art

Tab. 1 and 2 provide a detailed performance comparison. We refer the reader to the suppl. materials for a wider analysis covering the number of parameters. As can be seen, STAR-Prompt **outperforms** all the other approaches, usually by a large margin.

The comparison is particularly significant when referring to other CLIP-based methods (*i.e.*, AttriCLIP, and PromptFusion), including Zero-shot CLIP. For instance, in the two fine-grained scenarios – Split Cars-196 and Split CUB-200 – we get a +21.52 and a +34.71 margin over Zero-shot CLIP, respectively. We ascribe this result to the fact that fine-grained class differences (distinguishing an “Audi S4 Sedan 2007” from an “Audi S6 Sedan 2011”) are not easily captured by the pre-trained CLIP. Therefore, a mechanism devoted to plasticity as our second-level prompting stage is fundamental to address these scenarios. A similar conclusion could be achieved for both the aerial and the medical domains, where the average gap w.r.t. the Zero-shot CLIP is +36.73.

Remarkably, we get a +5.84 average boost over the runner-up method (SLCA). Such a result is even more impressive considering that, compared to the latter, STAR-

Table 2: The Final Avg. Accuracy for the **aerial** and **medical** domains. The std dev. is reported in the suppl. materials for the sake of presentation.

Model	EuroSAT	RESISC	CropDis.	ISIC	ChestX	Avg.
Joint (<i>STAR-Prompt</i>)	97.19	96.50	99.28	79.61	46.07	83.73
Joint [†] (<i>ViT-B/16</i>)	98.19	96.88	99.68	88.31	48.92	86.40
Fine-tune [†] (<i>ViT-B/16</i>)	19.91	14.96	13.24	30.30	30.92	21.87
k-NN (<i>ViT-B/16</i>)	28.18	24.86	30.74	19.09	11.51	22.88
Zero shot CLIP	57.74	59.60	36.77	34.29	16.81	41.04
LwF [†]	25.13	15.37	22.31	33.06	32.82	25.74
GDumb ^{* †}	90.99	60.07	83.61	61.64	32.33	65.73
DER++ ^{* †}	93.08	51.84	92.53	65.68	35.52	67.72
L2P	46.34	63.27	74.68	47.13	32.46	52.78
DualPrompt	71.39	76.21	81.41	49.99	35.70	62.94
CODA-Prompt	63.12	70.46	77.09	44.87	38.62	58.83
AttriCLIP	66.00	66.37	32.75	28.32	24.75	43.64
SLCA [†]	88.69	85.70	93.80	59.19	39.07	73.29
STAR-Prompt	94.24	92.01	94.73	67.39	40.47	77.77

Prompt includes only a fraction of its learnable parameters, making it far easier to train (see suppl. materials for more details). Only Split CIFAR-100 shows slight inferior performance, a result we ascribe to the up-sampling operation that is necessary on its images (a factor of $\times 7$), which introduces significant visual artifacts.

We also emphasize that STAR-Prompt closely matches the performance of its Joint upper bound, with an average margin of just -3.96 . We feel this result as particularly promising: our solution yields an *almost negligible drop in the incremental training* with respect to a stationary scenario. Such an outcome holds true for a scenario demanding high adaptability as the aerial one, while the gap is a bit larger for the medical one.

We also observe that existing prompting approaches are poorly effective in aerial and medical settings. They are surpassed by replay-based approaches, which can deeper fine-tune the backbone to account for the domain shifts. Notably, STAR-Prompt stands out, suggesting it represents the best compromise between stability and plasticity.

Finally, we highlight that the overall complexity of STAR-Prompt is comparable to that of other prompt-based methods. In fact, as the class prototypes \mathbf{w}_c do not depend on the input image, they can be computed once and then cached after each task.

4.2 Ablation studies

Tab. 3 dissects the impact of each part of STAR-Prompt. For space constraints, we report one dataset for each treated domain. The results for the remaining datasets substantially confirm the following outcomes and are reported in the suppl. materials.

Two-level prompting. The first two comparisons serves to evaluate the contribution of the two-level prompting strategy. Specifically, “*Classify with first-level keys \mathbf{w}_c* ” indicates an ablative approach that lacks the second prompting stage. To classify, similarly to CoOp and AttriCLIP, it uses the learned keys \mathbf{w}_c as class-prototypes (the posteriors are computed as in Eq. (9)). Tab. 3 shows that, despite being consistently outperformed by the full STAR-Prompt, this strategy can achieve competitive performance,

Table 3: Ablative studies on STAR-Prompt (Final Avg. Acc. \pm std dev).

Model	Imagenet-R	Cars-196	EuroSAT	ISIC
STAR-Prompt	89.16 ± 0.38	86.50 ± 0.52	94.24 ± 0.09	67.39 ± 3.08
Ablations on two-level prompting				
<i>Classify with first-level keys w_c</i>	87.35 ± 0.12	85.99 ± 0.38	90.52 ± 1.03	58.41 ± 3.40
<i>w/o first-level prompts</i>	77.00 ± 0.94	79.13 ± 0.96	89.31 ± 2.74	62.52 ± 4.93
Other secondary ablations				
<i>Prefix Tuning (no residuals)</i>	84.19 ± 0.09	81.04 ± 0.50	91.54 ± 0.43	65.01 ± 1.27
<i>w/o Generative Replay</i>	87.60 ± 0.24	85.02 ± 0.17	80.77 ± 2.69	55.81 ± 2.27
<i>w. Unimodal Generative Replay</i>	88.48 ± 0.21	85.50 ± 0.17	90.96 ± 0.90	57.91 ± 0.79
<i>w/o Confidence Modulation</i>	88.04 ± 0.51	85.65 ± 0.30	93.62 ± 0.42	66.55 ± 1.41

suggesting that the learned keys are actually stable. However, when more plasticity is required (as for EuroSAT and ISIC), the gap w.r.t. STAR-Prompt increases.

In a similar vein, the row “*w/o first-level prompts*” stands for a variation of STAR-Prompt that avoids learning the first-level prompts. These are replaced with the static hand-crafted CLIP textual prompts proposed for ImageNet [32]. We use the resulting textual embedding as class-prototype keys, learning only second-level prompts Q_c . In contrast with the first ablative version, this one performs better on aerial/medical domains, highlighting the significance of second-level prompts in terms of plasticity.

Semantic residuals. We hence show the results corresponding to replacing our semantic residual (Eq. (7)) with *Prefix Tuning*. Specifically, following [46], for each ViT layer we train 5 key and 5 value prompt tokens, concatenated to the keys and the values of the respective MSA layer. As reported in Tab. 3, there is a disparity compared to STAR-Prompt, underscoring the advantage of our additive prompting mechanism.

Generative Replay. When removing the generative replay stage, we observe a significant drop, especially when the task deviates from the pre-train. Moreover, row *w. Unimodal Generative Replay* shows the results obtained when the number of Gaussians M collapses to 1 (Sec. 3.5). Despite it is generally better than *w/o Generative Replay*, the results are largely inferior to the $M = 5$ used for the full model.

Confidence modulation of the semantic residuals. Eq. (5) injects the *confidence* of the CLIP encoders in the residuals. The row *w/o Confidence Modulation* shows that this is beneficial across the different datasets.

5 Conclusion

This paper presents STAR-Prompt, a prompting method for Continual Learning based on three main novelties. First, we strengthen the stability of the prompt selection mechanism using a foundation model and two levels of prompt tuning. Second, we replace standard prompt token concatenation with additive residuals, which transfer semantics into its MLP layers. Finally, we use a simple generative replay based on a multi-modal representation of the feature distributions. Each part of STAR-Prompt brings a significant contribution, leading it to outperform the CL state of the art.

References

1. Bommasani, R., Hudson, D.A., Adeli, E., Altman, R., Arora, S., et al.: On the opportunities and risks of foundation models. arXiv preprint arXiv:2108.07258 (2021)
2. Buzzega, P., Boschini, M., Porrello, A., Abati, D., Calderara, S.: Dark experience for general continual learning: a strong, simple baseline. *Advances in Neural Information Processing Systems* (2020)
3. Caccia, L., Aljundi, R., Asadi, N., Tuytelaars, T., Pineau, J., Belilovsky, E.: New Insights on Reducing Abrupt Representation Change in Online Continual Learning. In: *International Conference on Learning Representations* (2022)
4. Chaudhry, A., Dokania, P.K., Ajanthan, T., Torr, P.H.: Riemannian walk for incremental learning: Understanding forgetting and intransigence. In: *Proceedings of the European Conference on Computer Vision* (2018)
5. Chen, H., Wu, Z., Han, X., Jia, M., Jiang, Y.G.: PromptFusion: decoupling stability and plasticity for continual learning. arXiv preprint arXiv:2303.07223 (2023)
6. Cheng, G., Han, J., Lu, X.: Remote sensing image scene classification: Benchmark and state of the art. *Proceedings of the IEEE* **105**(10), 1865–1883 (2017)
7. Codella, N.C., Gutman, D., Celebi, M.E., Helba, B., Marchetti, M.A., Dusza, S.W., Kalloo, A., Liopyris, K., Mishra, N., Kittler, H., et al.: Skin lesion analysis toward melanoma detection: A challenge at the 2017 international symposium on biomedical imaging (isbi), hosted by the international skin imaging collaboration (isic). In: *2018 IEEE 15th international symposium on biomedical imaging (ISBI 2018)*. pp. 168–172. IEEE (2018)
8. Cui, Y., Song, Y., Sun, C., Howard, A., Belongie, S.: Large scale fine-grained categorization and domain-specific transfer learning. In: *Proceedings of the IEEE conference on Computer Vision and Pattern Recognition*. pp. 4109–4118 (2018)
9. De Lange, M., Aljundi, R., Masana, M., Parisot, S., Jia, X., Leonardis, A., Slabaugh, G., Tuytelaars, T.: A continual learning survey: Defying forgetting in classification tasks. *IEEE Transactions on Pattern Analysis and Machine Intelligence* (2021)
10. Dosovitskiy, A., Beyer, L., Kolesnikov, A., Weissenborn, D., Zhai, X., Unterthiner, T., Dehghani, M., Minderer, M., Heigold, G., Gelly, S., et al.: An image is worth 16x16 words: Transformers for image recognition at scale. In: *International Conference on Learning Representations* (2021)
11. Helber, P., Bischke, B., Dengel, A., Borth, D.: Introducing eurosat: A novel dataset and deep learning benchmark for land use and land cover classification. In: *IGARSS 2018-2018 IEEE International Geoscience and Remote Sensing Symposium*. pp. 204–207. IEEE (2018)
12. Helber, P., Bischke, B., Dengel, A., Borth, D.: Eurosatsat: A novel dataset and deep learning benchmark for land use and land cover classification. *IEEE Journal of Selected Topics in Applied Earth Observations and Remote Sensing* (2019)
13. Hendrycks, D., Basart, S., Mu, N., Kadavath, S., Wang, F., Dorundo, E., Desai, R., Zhu, T., Parajuli, S., Guo, M., Song, D., Steinhardt, J., Gilmer, J.: The many faces of robustness: A critical analysis of out-of-distribution generalization. *IEEE International Conference on Computer Vision* (2021)
14. Hou, S., Pan, X., Loy, C.C., Wang, Z., Lin, D.: Learning a unified classifier incrementally via rebalancing. In: *Proceedings of the IEEE conference on Computer Vision and Pattern Recognition* (2019)
15. Hughes, D., Salathé, M., et al.: An open access repository of images on plant health to enable the development of mobile disease diagnostics. arXiv preprint arXiv:1511.08060 (2015)

16. Ioffe, S., Szegedy, C.: Batch normalization: Accelerating deep network training by reducing internal covariate shift. In: International Conference on Machine Learning (2015)
17. Jia, M., Tang, L., Chen, B., Cardie, C., Belongie, S.J., Hariharan, B., Lim, S.: Visual prompt tuning. In: Proceedings of the European Conference on Computer Vision (2022)
18. Kemker, R., Kanan, C.: Fearnnet: Brain-inspired model for incremental learning. In: International Conference on Learning Representations (2018)
19. Kingma, D.P., Ba, J.: Adam: A method for stochastic optimization. In: International Conference on Learning Representations (2015)
20. Kirkpatrick, J., Pascanu, R., Rabinowitz, N., Veness, J., Desjardins, G., Rusu, A.A., Milan, K., Quan, J., Ramalho, T., Grabska-Barwinska, A., et al.: Overcoming catastrophic forgetting in neural networks. Proceedings of the National Academy of Sciences (2017)
21. Krause, J., Stark, M., Deng, J., Fei-Fei, L.: 3d object representations for fine-grained categorization. In: IEEE International Conference on Computer Vision and Pattern Recognition Workshops (2013)
22. Krizhevsky, A., Hinton, G., et al.: Learning multiple layers of features from tiny images (2009)
23. Li, Z., Hoiem, D.: Learning without forgetting. IEEE Transactions on Pattern Analysis and Machine Intelligence (2017)
24. Li, Z., Hoiem, D.: Learning without forgetting. IEEE Transactions on Pattern Analysis and Machine Intelligence (2017)
25. Mallya, A., Lazebnik, S.: Packnet: Adding multiple tasks to a single network by iterative pruning. In: Proceedings of the IEEE conference on Computer Vision and Pattern Recognition (2018)
26. McCloskey, M., Cohen, N.J.: Catastrophic interference in connectionist networks: The sequential learning problem. In: Psychology of learning and motivation (1989)
27. Mirzadeh, S.I., Farajtabar, M., Pascanu, R., Ghasemzadeh, H.: Understanding the Role of Training Regimes in Continual Learning. In: Advances in Neural Information Processing Systems (2020)
28. Oh, J., Kim, S., Ho, N., Kim, J.H., Song, H., Yun, S.Y.: Understanding cross-domain few-shot learning based on domain similarity and few-shot difficulty. Advances in Neural Information Processing Systems **35**, 2622–2636 (2022)
29. Parisi, G.I., Kemker, R., Part, J.L., Kanan, C., Wermter, S.: Continual lifelong learning with neural networks: A review. Neural Networks (2019)
30. Perez, E., Strub, F., de Vries, H., Dumoulin, V., Courville, A.C.: FiLM: visual reasoning with a general conditioning layer. In: Proceedings of the AAAI Conference on Artificial Intelligence (2018)
31. Prabhu, A., Torr, P.H., Dokania, P.K.: Gdumb: A simple approach that questions our progress in continual learning. In: Proceedings of the European Conference on Computer Vision (2020)
32. Radford, A., Kim, J.W., Hallacy, C., Ramesh, A., Goh, G., Agarwal, S., Sastry, G., Askell, A., Mishkin, P., Clark, J., et al.: Learning transferable visual models from natural language supervision. In: International Conference on Machine Learning (2021)
33. Ratcliff, R.: Connectionist models of recognition memory: constraints imposed by learning and forgetting functions. Psychological Review (1990)
34. Rebuffi, S.A., Kolesnikov, A., Sperl, G., Lampert, C.H.: iCaRL: Incremental classifier and representation learning. In: Proceedings of the IEEE conference on Computer Vision and Pattern Recognition (2017)

35. Ritter, H., Botev, A., Barber, D.: Online structured laplace approximations for overcoming catastrophic forgetting. *Advances in Neural Information Processing Systems* (2018)
36. Robins, A.: Catastrophic forgetting, rehearsal and pseudorehearsal. *Connection Science* (1995)
37. Rusu, A.A., Rabinowitz, N.C., Desjardins, G., Soyer, H., Kirkpatrick, J., Kavukcuoglu, K., Pascanu, R., Hadsell, R.: Progressive neural networks. *arXiv preprint arXiv:1606.04671* (2016)
38. Serra, J., Suris, D., Miron, M., Karatzoglou, A.: Overcoming Catastrophic Forgetting with Hard Attention to the Task. In: *International Conference on Machine Learning* (2018)
39. Shin, H., Lee, J.K., Kim, J., Kim, J.: Continual learning with deep generative replay. *Advances in Neural Information Processing Systems* **30** (2017)
40. Smith, J.S., Karlinsky, L., Gutta, V., Cascante-Bonilla, P., Kim, D., Arbelle, A., Panda, R., Feris, R., Kira, Z.: Coda-prompt: Continual decomposed attention-based prompting for rehearsal-free continual learning. In: *Proceedings of the IEEE conference on Computer Vision and Pattern Recognition* (2023)
41. Vaswani, A., Shazeer, N., Parmar, N., Uszkoreit, J., Jones, L., Gomez, A.N., Kaiser, Ł., Polosukhin, I.: Attention is all you need. *Advances in Neural Information Processing Systems* (2017)
42. Wah, C., Branson, S., Welinder, P., Perona, P., Belongie, S.: The caltech-ucsd birds-200-2011 dataset. *Tech. Rep. CNS-TR-2011-001*, California Institute of Technology (2011)
43. Wang, R., Duan, X., Kang, G., Liu, J., Lin, S., Xu, S., Lü, J., Zhang, B.: AttriCLIP: a non-incremental learner for incremental knowledge learning. In: *Proceedings of the IEEE conference on Computer Vision and Pattern Recognition* (2023)
44. Wang, R., Duan, X., Kang, G., Liu, J., Lin, S., Xu, S., Lü, J., Zhang, B.: Attriclip: A non-incremental learner for incremental knowledge learning. In: *Proceedings of the IEEE conference on Computer Vision and Pattern Recognition* (2023)
45. Wang, X., Peng, Y., Lu, L., Lu, Z., Bagheri, M., Summers, R.: Chestx-ray8: Hospital-scale chest x-ray database and benchmarks on weakly-supervised classification and localization of common thorax diseases. In: *Proceedings of the IEEE conference on Computer Vision and Pattern Recognition*. pp. 3462–3471 (2017)
46. Wang, Z., Zhang, Z., Ebrahimi, S., Sun, R., Zhang, H., Lee, C.Y., Ren, X., Su, G., Perot, V., Dy, J., et al.: Dualprompt: Complementary prompting for rehearsal-free continual learning. In: *European Conference on Computer Vision* (2022)
47. Wang, Z., Zhang, Z., Lee, C.Y., Zhang, H., Sun, R., Ren, X., Su, G., Perot, V., Dy, J., Pfister, T.: Learning to prompt for continual learning. In: *Proceedings of the IEEE/CVF Conference on Computer Vision and Pattern Recognition*. pp. 139–149 (2022)
48. Zhang, G., Wang, L., Kang, G., Chen, L., Wei, Y.: SLCA: slow learner with classifier alignment for continual learning on a pre-trained model. In: *IEEE International Conference on Computer Vision* (2023)
49. Zhou, K., Yang, J., Loy, C.C., Liu, Z.: Conditional prompt learning for vision-language models. In: *Proceedings of the IEEE conference on Computer Vision and Pattern Recognition* (2022)
50. Zhou, K., Yang, J., Loy, C.C., Liu, Z.: Learning to prompt for vision-language models. *International Journal of Computer Vision* (2022)

Semantic Residual Prompts for Continual Learning - Supplementary Materials

Martin Menabue, Emanuele Frascaroli, Matteo Boschini, Enver Sangineto, Lorenzo Bonicelli, Angelo Porrello, and Simone Calderara

University of Modena and Reggio Emilia, Via Vivarelli 10 Modena, 41125, Italy

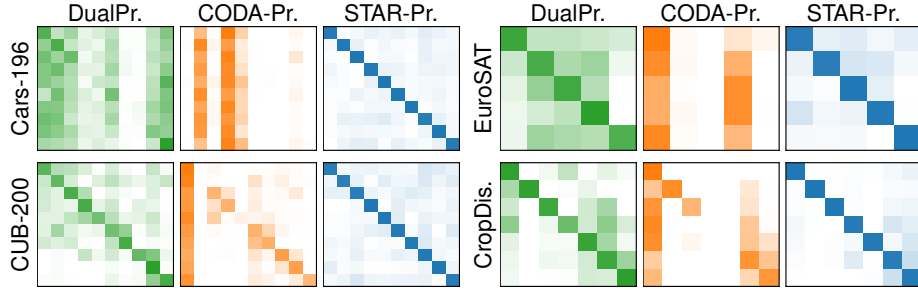


Fig. A: Analysis of prompt selection stability for Split Cars-196, Split EuroSAT, Split CUB-200, and Split CropDiseases. We assess various models at the end of the last task and report results as confusion matrices. The y axis indicates the task of the query sample, while the x axis shows the task of the corresponding selected key.

A Prompt-selection stability

We hereby extend the results outlined in Sec. 3.4 and present outcomes for additional datasets/domains. Figure A provides a visual snapshot at the conclusion of the final task. It is evident that STAR-Prompt exhibits the highest precision in selecting the appropriate prompts. Figure B supplements this analysis with a detailed focus on the initial task. At first glance, CODA-Prompt [40] appears to match the retrieval performance of our approach in Split EuroSAT. However, we ascribe it to a bias of CODA-Prompt towards the prompts learned during the first task, as also observed in Fig. A. These additional results reaffirm our belief that STAR-Prompt strikes the optimal balance between stability and flexibility throughout the training sequence.

B Additional methodological details

In this section, we provide the details concerning $\mathcal{L}_{\text{GR}}^Q$, introduced in Sec. 3.5, and which closely follows the computation of $\mathcal{L}_{\text{GR}}^P$. Specifically, similarly to Eq. (14), $\mathcal{L}_{\text{GR}}^Q$ is defined as:

$$\mathcal{L}_{\text{GR}}^Q = -\frac{1}{nNt} \sum_{c=1}^{Nt} \sum_{i=1}^n \log p(y_i = c | \tilde{\mathbf{e}}_{L,i}^{\text{CLS}}), \quad (\text{A})$$

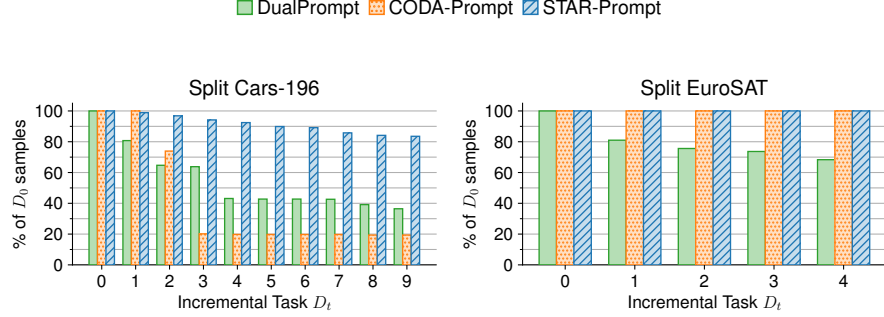


Fig. B: Prompt retrieval on the first task of different datasets.

where $p(y_i = c | \tilde{\mathbf{e}}_{L,i}^{\text{CLS}})$ is the score relating each synthetic representation $\tilde{\mathbf{e}}_{L,i}^{\text{CLS}} \sim \mathcal{H}_c$ with the corresponding ground-truth class c . We compute it as:

$$p(y_i = c | \tilde{\mathbf{e}}_{L,i}^{\text{CLS}}) = g_{\theta_{t'} | t' \in \{1, \dots, t\}}(\tilde{\mathbf{e}}_{L,i}^{\text{CLS}}). \quad (\text{B})$$

In Eq. (B), $g_{\theta_{t'} | t' \in \{1, \dots, t\}}(\cdot)$ indicates that we use *all* the classification heads of $g(\cdot)$ corresponding to the t tasks so far observed.

C Setting and implementation details

We here provide any missing information about datasets and experimental settings:

- **Split Imagenet-R:** 10 tasks of 20 classes each; 50 training epochs.
- **Split CIFAR-100:** 10 tasks of 10 classes each; 20 training epochs.
- **Split Cars-196:** 9 tasks of 20 classes each, plus the 10th task comprising the remaining 16 classes; 50 training epochs.
- **Split CUB-200:** 10 tasks of 20 classes each; 50 training epochs.
- **Split EuroSAT:** 5 tasks of 2 classes each; 5 training epochs.
- **Split RESISC45:** 9 tasks of 5 classes each; 30 training epochs.
- **Split CropDiseases:** 7 tasks of 5 classes each; 5 training epochs. From the original dataset [15] of 38 classes, we removed the classes with the lowest number of examples (“*Potato healthy*”, “*Apple Cedar*” and “*Peach healthy*”).
- **Split ISIC:** 3 tasks of 2 classes each; 30 training epochs. From the original dataset [7] we removed the most frequent class “*Melanocytic nevus*”.
- **Split ChestX:** 2 tasks of 3 classes each. 30 training epochs. From the original dataset [45], we took the images without overlapping diseases belonging to the classes “*Cardiomegaly*”, “*Consolidation*”, “*Edema*”, “*Fibrosis*”, “*Pleural Thickening*” and “*Pneumothorax*”.

Following [48], each experiment is repeated 3 times fixing the seeds 1993, 1996, and 1997.

Table A: The Final Forgetting (*the lower the better*) - **part 1**

Model	Imagenet-R	CIFAR-100	Cars-196	CUB-200	Avg.
Fine-tune [†] (<i>ViT-B/16</i>)	83.62	89.95	85.55	90.69	87.45
LwF [†]	79.68	87.23	76.59	83.81	81.83
DER++ ^{* †}	38.88	19.28	24.42	19.16	25.44
CODA-Prompt	4.06	5.56	7.36	5.65	5.66
AttriCLIP	6.44	—	16.98	30.17	17.86
STAR-Prompt	3.76	4.16	6.64	5.95	5.13

Table B: The Final Forgetting (*the lower the better*) - **part 2**

Model	EuroSAT	RESISC	CropDis.	ISIC	ChestX	Avg.
Fine-tune [†] (<i>ViT-B/16</i>)	98.11	95.23	93.07	94.31	66.76	78.23
LwF [†]	92.88	94.63	90.57	95.06	69.01	77.98
DER++ ^{* †}	8.02	53.52	8.57	45.61	61.61	40.84
L2P	43.87	25.41	18.85	37.79	42.60	36.88
DualPrompt	12.88	14.46	10.98	25.01	31.35	26.27
CODA-Prompt	16.75	15.05	10.39	22.97	10.49	22.41
AttriCLIP	24.89	66.37	47.85	58.75	19.67	43.53
SLCA [†]	7.74	10.58	4.90	35.25	32.05	27.30
STAR-Prompt	3.92	4.80	2.36	21.23	23.60	22.28

D Final Forgetting Metric

Tabs. A and B report the Final Forgetting metric [4] for our experiments. Tab. A lacks L2P, DualPrompt, and SLCA, since [48] does not report forgetting values for their experiments. The same applies to PromptFusion and to the experiments of AttriCLIP on Split CIFAR-100 (taken from [44]).

Moreover, we report in Tab. C the standard deviation of experiments in Tab. 2 of the main paper.

E Hyperparameters

The hyperparameters of STAR-Prompt employed for each experiment are reported in Tabs. D and E.

F Number of Trainable Parameters

The number of trainable parameters varies a lot among the compared methods. As mentioned in Secs. 1 and 2, the two main adaptation strategies are **fine-tuning** the whole model on the training data of the target dataset(s) or **parameter-efficient**

Table C: The std dev. for experiments in Tab. 2.

Model	EuroSAT	RESISC	CropDis.	ISIC	ChestX
Joint (<i>STAR-Prompt</i>)	± 0.06	± 0.09	± 0.12	± 1.18	± 1.48
Joint † (<i>ViT-B/16</i>)	± 0.12	± 0.10	± 0.08	± 1.76	± 1.40
Fine-tune † (<i>ViT-B/16</i>)	± 0.13	± 2.02	± 0.39	± 2.22	± 0.64
LwF †	± 2.78	± 0.85	± 2.76	± 1.98	± 0.85
GDumb $^* \dagger$	± 1.49	± 0.54	± 1.35	± 3.64	± 2.26
DER++ $^* \dagger$	± 1.62	± 2.89	± 1.06	± 2.16	± 1.22
L2P	± 7.86	± 3.71	± 0.25	± 3.84	± 1.52
DualPrompt	± 4.94	± 3.92	± 2.68	± 1.07	± 0.10
CODA-Prompt	± 6.30	± 5.15	± 2.91	± 3.50	± 3.90
AttriCLIP	± 6.15	± 4.31	± 3.03	± 10.38	± 1.81
SLCA †	± 0.48	± 0.35	± 0.60	± 3.83	± 1.80
STAR-Prompt	± 0.09	± 0.17	± 1.59	± 3.08	± 1.01

	Refs. to Algorithm	Imagenet-R	CIFAR-100	Cars-196	CUB-200
E_1	<i>First stage</i> – Line 1	50	20	50	50
λ	<i>First stage</i> – Line 4	30	10	30	30
lr	<i>First stage</i> – Line 11	0.05	0.05	0.05	0.001
E_2	<i>Second stage</i> – Line 14	10	10	10	50
λ	<i>Second stage</i> – Line 17	30	30	30	10
lr	<i>Second stage</i> – Line 23	0.001	0.01	0.001	0.001
M	<i>Requirements</i>	5	5	5	5

Table D: Hyperparameters used for each dataset - **part 1**.

learning, which adapts the model with only a few parameters (e.g., the prompts). In Tab. F we use Split CIFAR-100 as reference scenario and report the number of trainable parameters, *i.e.*, those parameters that are optimized during the incremental learning. For instance, SLCA fine-tunes the whole model, while the trainable parameters of STAR-Prompt are composed of: \mathbf{p}_c, Q_c, A_c ($c \in \mathcal{V}_1, \dots, \mathcal{V}_T$) and θ_t ($t \in \{1, \dots, T\}$).

G Additional ablations

We herein report the ablative studies of Sec. 4.2 over the remaining datasets in Tab. G. These results confirm the conclusion already outlined in the main paper (see Sec. 4.2).

H Additional experimental analysis

Number of Gaussians. Tab. H shows the Final Average Accuracy of STAR-Prompt on Split Imagenet-R using different numbers of Gaussians (M) for each \mathcal{H}_c . The results

	Refs. to Algorithm	EuroSAT	RESISC	CropDis.	ISIC	ChestX
E_1	<i>First stage</i> – Line 1	5	30	5	30	30
λ	<i>First stage</i> – Line 4	30	10	30	5	30
lr	<i>First stage</i> – Line 11	0.05	0.05	0.01	0.01	0.05
E_2	<i>Second stage</i> – Line 14	5	30	5	30	30
λ	<i>Second stage</i> – Line 17	5	5	2	10	5
lr	<i>Second stage</i> – Line 23	0.1	0.1	0.01	0.01	0.05
M	<i>Requirements</i>	5	5	5	5	5

Table E: Hyperparameters used for each dataset - **part 2**.

Model	#params (millions)
Joint, Fine-Tune, LwF	86
GDumb, DER++, SLCA	86
L2P	0.12
DualPrompt	0.41
CODA-Prompt	3.91
AttriCLIP	0.0998
PromptFusion	0.35
STAR-Prompt	3.89

Table F: The number of learnable parameters for each tested method. Note that all these methods use a ViT-B/16 as the main classification architecture (see Sec. 4).

indicate a substantial plateau of the performance when $M \geq 5$, which we hence set as default value in all our experiments.

Prefix tuning vs. semantic residuals. In Tab. I we extend the comparison between prefix tuning and semantic residuals reported in Tab. 3 of the main paper. Specifically, differently from *Prefix Tuning* in Tab. 3, in which we used 5 tokens for each key and value, in Tab. I we use *one* token only for each key and value. This way, the total number of parameters per class is comparable with Q_c . Tab. I shows that the Final Average Accuracy scores obtained using prefix tuning are largely inferior to using semantic residuals, confirming the results reported in Tab. 3. This shows that the gap between the two conditioning methods is not due to the number of prompt parameters. The results of prefix tuning in I are drastically inferior to those obtained when using the recipe suggested in [46] (5 tokens for each key and value) and adopted in Tab. 3.

Model	CIFAR-100	CUB-200	RESISC	CropDis.	ChestX
STAR-Prompt	90.16\pm0.34	85.24\pm0.20	92.01\pm0.17	94.73\pm1.59	40.47\pm1.01
Ablations on two-level prompting					
<i>Classify with first-level keys w_c</i>	83.39 \pm 0.18	80.76 \pm 0.03	90.74 \pm 0.44	88.17 \pm 0.79	33.13 \pm 2.25
<i>w/o first-level prompts</i>	87.67 \pm 0.37	81.34 \pm 0.17	85.85 \pm 0.69	89.92 \pm 1.76	37.27 \pm 3.96
Other secondary ablations					
<i>Prefix Tuning (no residuals)</i>	88.20 \pm 0.05	83.93 \pm 0.19	86.17 \pm 0.16	94.01 \pm 0.27	40.01 \pm 2.30
<i>w/o Generative Replay</i>	88.47 \pm 0.37	82.70 \pm 0.45	86.02 \pm 1.75	89.99 \pm 1.18	35.65 \pm 1.03
<i>w. Unimodal Generative Replay</i>	87.37 \pm 0.12	84.07 \pm 0.33	90.25 \pm 0.08	92.85 \pm 0.71	38.29 \pm 1.60
<i>w/o Confidence Modulation</i>	89.94 \pm 0.22	85.12 \pm 0.37	91.59 \pm 0.10	93.83 \pm 0.66	38.13 \pm 1.58

Table G: Ablative studies on STAR-Prompt (Final Avg. Acc. \pm std dev).

M	Final Average Accuracy
2	88.94
5	89.37
10	89.16
20	89.58

Table H: Impact of the number of Gaussians.

Conditioning method	Imagenet-R	CIFAR-100	Cars-196	CUB-200
Prefix Tuning (<i>one token</i>)	71.45	85.90	52.66	80.12
Semantic Residuals	89.16	90.16	86.50	85.24

Table I: Comparing Semantic Residuals with Prefix Tuning. In the latter, we use a single-key and a single-value prompt token.