
MEMETIC DIFFERENTIAL EVOLUTION METHODS FOR SEMI-SUPERVISED CLUSTERING*

Pierluigi Mansueto

Global Optimization Laboratory (GOL)
 Department of Information Engineering
 University of Florence
 Via di Santa Marta, 3, 50139, Florence, Italy
 pierluigi.mansueto@unifi.it

Fabio Schoen

Global Optimization Laboratory (GOL)
 Department of Information Engineering
 University of Florence
 Via di Santa Marta, 3, 50139, Florence, Italy
 fabio.schoen@unifi.it

ABSTRACT

In this paper, we propose an extension for semi-supervised Minimum Sum-of-Squares Clustering (MSSC) problems of MDECLust, a memetic framework based on the Differential Evolution paradigm for unsupervised clustering. In semi-supervised MSSC, background knowledge is available in the form of (instance-level) “must-link” and “cannot-link” constraints, each of which indicating if two dataset points should be associated to the same or to a different cluster, respectively. The presence of such constraints makes the problem at least as hard as its unsupervised version and, as a consequence, some framework operations need to be carefully designed to handle this additional complexity: for instance, it is no more true that each point is associated to its nearest cluster center. As far as we know, our new framework, called S-MDECLust, represents the first memetic methodology designed to generate a (hopefully) optimal *feasible* solution for semi-supervised MSSC problems. Results of thorough computational experiments on a set of well-known as well as synthetic datasets show the effectiveness and efficiency of our proposal.

Keywords Semi-Supervised Clustering · Minimum Sum-of-Squares Clustering · Memetic Differential Evolution · Global Optimization

Mathematics Subject Classification (2020) 90C11 · 90C30 · 90C59

1 Introduction

Clustering aims to group together data records based on suitable similarity and dissimilarity criteria, and, over the years, it has been recognized as one of the most relevant statistical techniques (see, e.g., [1]).

In this paper, we are interested in the *Semi-supervised Euclidean Minimum Sum-of-Squares Clustering* (MSSC) model, where, differently from the (well-known) unsupervised one, some a-priori information on the clusters is available. Successful application of this problem can be found in different domains, e.g., gene [2] and document [3] clustering. Let us consider $\mathcal{D} = \{p_1, p_2, \dots, p_N\}$, a dataset of N d -dimensional points, and K disjoint sets, called *clusters*, each of which identified by a *center* $y_k \in \mathbb{R}^d$; let us denote the set of the cluster centers as $\mathcal{Y} = \{y_1, \dots, y_K\}$. A possible formulation for the MSSC problem is thus the following:

$$\min_{\substack{x \in \mathcal{X} \cap \mathcal{L} \\ y_1, \dots, y_K \in \mathbb{R}^d}} \sum_{i=1}^N \sum_{k=1}^K x_{ik} \|p_i - y_k\|^2, \quad (1)$$

*Under consideration at Pattern Recognition Letters.

where each binary variable x_{ik} indicates whether the point p_i is assigned to the cluster C_k ,

$$\mathcal{X} = \left\{ x \in \{0, 1\}^{N \times K} \left| \begin{array}{l} \sum_{k=1}^K x_{ik} = 1, \forall i \in \{1, \dots, N\} \\ \sum_{i=1}^N x_{ik} \geq 1, \forall k \in \{1, \dots, K\} \end{array} \right. \right\}, \quad (2)$$

$$\mathcal{L} = \left\{ x \left| \begin{array}{l} x_{ik} = x_{jk}, \forall (i, j) \in \mathcal{M}_{\mathcal{L}}, \forall k \in \{1, \dots, K\} \\ x_{ik} + x_{jk} \leq 1, \forall (i, j) \in \mathcal{C}_{\mathcal{L}}, \forall k \in \{1, \dots, K\} \end{array} \right. \right\} \quad (3)$$

and $\|\cdot\|$ indicates the Euclidean norm in \mathbb{R}^d . Here, the a-priori information is given in the form of (instance-level) “must-link” and “cannot-link” constraints in the set \mathcal{L} : for each $(i_m, j_m) \in \mathcal{M}_{\mathcal{L}}$, we require that p_{i_m} and p_{j_m} belong to the same cluster, while, for each $(i_c, j_c) \in \mathcal{C}_{\mathcal{L}}$, the points p_{i_c} and p_{j_c} should be assigned to different clusters. Clustering is then performed by choosing the centers y_1, \dots, y_K so that the sum of squared distances from each sample point to its associated center is minimized [4]; each point p_i should be assigned to one and only one center y_k (first set of constraints in (2)), each cluster should contain at least one sample (second set of constraints) and each instance-level constraints (3) should be satisfied. From now on, let us assume that problem (1) has always a feasible solution.

It is well known that problem (1) is NP-hard [5], as it contains the unconstrained MSSC model [6] as a special case. Both problems are usually characterized by a large number of local optima which are not global [1] and, thus, they are difficult to solve exactly in terms of both complexity and computational resources. The additional difficulties of the semi-supervised case are mainly derived by the following fact: while given the optimal x^* of problem (1) we can simply calculate each k -th cluster center as $y_k^* = \frac{1}{\sum_{i=1}^N x_{ik}^*} \sum_{i=1}^N x_{ik}^* p_i$ [7], the assignment operation, i.e., the mechanism by which we assign each point to a center ($y^* \rightarrow x^*$), requires different effort in the unsupervised and semi-supervised scenarios. In the first one, this step is indeed trivial to perform, assigning each point to its closest cluster center; in the semi-supervised context, “must-link” and “cannot-link” constraints must be taken into account and, then, it is no more true that points are associated to their closest centroid (see Figure 1).

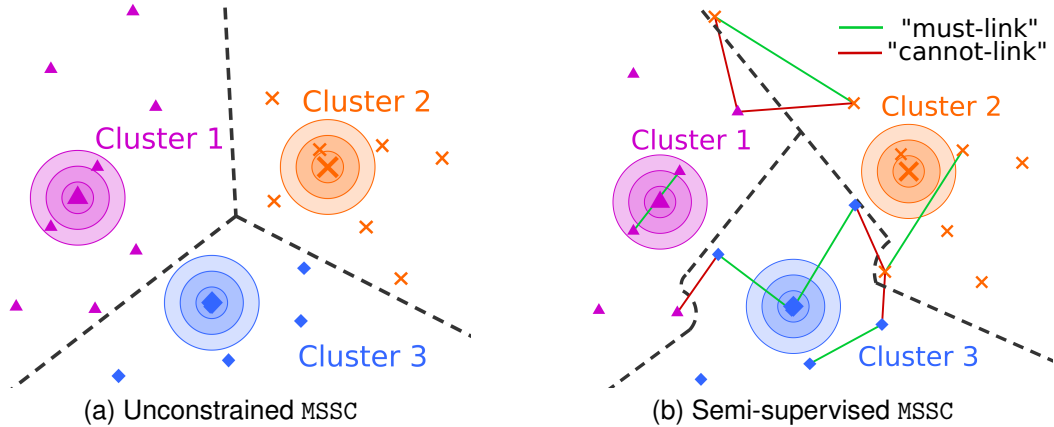


Figure 1: Two-dimensional examples of assignment step outcome with $N = 20$ points and $K = 3$ cluster centers. The dotted black lines indicate the separations between clusters, while shaded areas just emphasize cluster centers.

One of the best known and used technique for MSSC is K-MEANS [8]. Given an initial position of the cluster centers, K-MEANS iterates the two following steps until cluster centers locations are not updated for two consecutive iterations: (i) each data point is assigned to its closest cluster center; (ii) each center is moved to the arithmetic mean position of the points assigned to its cluster. The first most notable K-MEANS extension for semi-supervised MSSC is COP-K-MEANS [9], which aims to assign each point to the nearest cluster center such that no constraint is violated; the approach is not equipped with any backtracking procedure and, thus, it may stop failing to return a feasible solution. In order to address this issue, modified versions of COP-K-MEANS have been proposed (e.g., [10]), with some of the most recent ones [11, 12] equipped with assignment steps based on binary programming problems to enforce the solution to be feasible at each iteration. Although being quite easy to implement and efficient, K-MEANS usually returns a *local* optimum, which might be very far from the global one. Thus, other paradigms have been explored over the years in

order to overcome such limitation: soft-constrained algorithms, i.e., algorithms where penalties for the constraints violations are employed [13, 14], non-smooth optimization approaches [15] and exact algorithms [16, 17].

In this short manuscript, we propose an extension for semi-supervised MSSC problems of the differential evolution-based memetic framework (MDEClust) proposed in [18], which must strictly satisfy the given “must-link” and “cannot-link” constraints. A memetic approach is a population-based meta-heuristic which, at each iteration, maintains and updates a population of candidate solutions through the repeated application of *genetic* operators (e.g., crossover, mutation and selection) in order to return the best generated solution at the end of the execution; what distinguishes it from other evolutionary genetic algorithms is the employment of a local solver for refining the solutions before adding them to the population. As far as we know, our extension, called S-MDEClust, is the first memetic approach in the semi-supervised clustering literature for finding optimal solutions satisfying all the link constraints; the memetic approaches presented so far in the literature [19, 20] are indeed soft-constrained and, thus, with no guarantee of returning a *feasible* partition.

The main novelties proposed in S-MDEClust are: (i) two novel (exact and greedy) assignment methodologies for the memetic paradigm; (ii) the possible feasibility relaxation carried out by the new greedy assignment algorithm, which turns out to be faster and can drive the algorithm towards the exploration of a wider solution space; (iii) a re-designed mutation operator to deal with the link constraints as well as with the chance of returning a possibly infeasible solution; (iv) the inclusion of the (local) optimization paradigm proposed in [11] in a memetic scheme.

The remainder of the paper is structured as follows. In Section 2, we briefly describe the memetic framework MDEClust. In Section 3, we describe how to extend the latter for semi-supervised MSSC, highlighting the main differences w.r.t. the original scheme. In Section 4, we report the results of thorough computational experiments to highlight the goodness of our proposal. Finally, in Section 5, we provide some concluding remarks.

2 Preliminaries

In this section, we briefly describe MDEClust, the *Memetic Differential Evolution* (MDE) framework proposed in [18]; the scheme is reported in Algorithm 1.

Algorithm 1: MDEClust Framework

```

1 Input:  $\mathcal{D}, K \in \mathbb{N}^+, P \in \mathbb{N}^+, N_{MAX} \in \mathbb{N}^+, \delta \in \mathbb{R}^+$ .
2 Initialize population  $\mathcal{P} = \{S_1, \dots, S_P\}$ 
3 Let  $S^* \in \mathcal{P}$  be such that  $f(S^*) \leq f(S), \forall S \in \mathcal{P}, n_{it}^* = 0$ 
4 while  $n_{it}^* < N_{MAX} \wedge \sum_{s=1}^P \sum_{\bar{s}>s}^P |f(S_s) - f(S_{\bar{s}})| > \delta$  do
5   forall  $S_s \in \mathcal{P}$  do
6     Randomly select  $S_1, S_2, S_3 \in \mathcal{P}$ , all different from each other and from  $S_s$ 
7     Execute crossover with  $S_1, S_2, S_3$  to generate an offspring  $O_s$ 
8     (Optional) Execute mutation on  $O_s$  to get  $\tilde{O}_s$ 
9     Apply local search to  $\tilde{O}_s$  to obtain  $O'_s$ 
10    if  $f(O'_s) < f(S_s)$  then
11      Set  $S_s = O'_s$ 
12      if  $f(O'_s) < f(S^*)$  then
13        Set  $S^* = O'_s, n_{it}^* = 0$ 
14      else
15        Set  $n_{it}^* = n_{it}^* + 1$ 
16 return  $S^*$ 

```

The MDEClust framework initializes and keeps updated throughout the iterations a population of P MSSC solutions $\mathcal{P} = \{S_1, \dots, S_P\}$. Each solution $S \in \mathcal{P}$ is identified as $S = (\phi^S, \psi^S)$: the *Membership vector* $\phi^S \in \mathbb{N}^N$ is such that, for all $i \in \{1, \dots, N\}$, $\phi_i^S = k$, with $k \in \{1, \dots, K\}$, if and only if $x_{ik} = 1$ (see problem (1)); the *Coordinate matrix* $\psi^S = [y_1, y_2, \dots, y_K]^T \in \mathbb{R}^{K \times d}$ contains the coordinates of the cluster centers. It is trivial to observe that each of the two items is sufficient to completely characterize a solution, being derivable from each other in $O(NKd)$ in the unsupervised case [18, 21] similarly to x^* and y^* (problem (1), Section 1). The MSSC objective function value of a solution S is consequently indicated as $f(S) = \sum_{i=1}^N \|p_i - \psi_{\phi_i^S}^S\|^2$.

In MDEClust, the initialization of the population is accomplished executing P independent runs of the K-MEANS algorithm [7] (Line 2), in each of which the initial centers are randomly selected among the points of the dataset \mathcal{D} at hand. The population is then updated at each iteration performing the following operations for each solution $S_s \in \mathcal{P}$, with $s \in \{1, \dots, P\}$: (i) an *offspring* solution O_s is generated by the *crossover* operator (Line 7); (ii) the (optional) *mutation* operator is performed, returning a modified offspring \tilde{O}_s (Line 8); (iii) K-MEANS is executed as local search procedure to refine \tilde{O}_s (Line 9); (iv) the resulting solution O'_s is then compared with S_s in terms of MSSC objective function (see Problem 1) and, if it is better, it replaces S_s in the population (Lines 10-15). The algorithm stops when one of the following stopping criteria is met (Line 4), returning the best MSSC solution in the population: $N_{MAX} > 0$ consecutive iterations have been performed without any best solution improvement; the difference in terms of MSSC objective function among the solutions in the population has fallen below a threshold $\delta > 0$, i.e., $\sum_{s=1}^P \sum_{\bar{s} > s}^P |f(S_s) - f(S_{\bar{s}})| \leq \delta$, meaning that the population has collapsed to a single solution. Other stopping criteria can be also possible.

Crossover Operator Given a solution $S_s \in \mathcal{P}$, with $s \in \{1, \dots, P\}$, in MDEClust the *crossover* operator selects from the population three distinct random solutions S_1, S_2, S_3 , all different from S_s , and it creates an offspring solution $O_s = (\phi^{O_s}, \psi^{O_s})$ combining them in the following way: $\psi^{O_s} = \psi^{S_1} + F(\psi^{S_2} - \psi^{S_3})$, with $F \in (0, 2)$. If $F \approx 0$, a more intensive exploration of S_1 neighborhood is carried out; if $F \approx 2$, we likely take the exploration to new regions of problem (1). The membership vector ϕ^{O_s} is then obtained performing an assignment step.

Since any permutation of cluster centers gives rise to the same clustering solution and no ordering of the cluster centers is a-priori provided, similarly to [21] the linear combination is carefully designed based on a bi-partite center matching strategy; the latter allows the re-labeling of cluster centers so that if two solutions, e.g., S_2 and S_3 , are very similar one to the other, their difference $\psi^{S_2} - \psi^{S_3}$ will be close to zero. The exact bi-partite matching strategy employed in this context is the Hungarian algorithm [22], whose complexity is $O(K^3)$.

Mutation Operator The *mutation* operator aims to diversify the population, preventing a premature stop of the framework caused by a rapid collapse of the population into a single solution. In MDEClust, the operator mainly consists of a random relocation of one center of the offspring solution O_s generated during the crossover phase, thus generating a modified solution \tilde{O}_s characterized by new features that are not inherited from the parents. More details on the topic can be found in [18].

3 A MDE Framework for Semi-Supervised MSSC

In this section, we propose S-MDEClust, a possible extension of the MDEClust framework for handling semi-supervised MSSC problems. Here, we remark that, to the best of our knowledge, S-MDEClust is the first memetic approach in the semi-supervised clustering literature designed to generate a (hopefully optimal) *feasible* solution.

In the next sections, we describe the main differences w.r.t. the original framework: the assignment step, no more trivial as in the unsupervised scenario (see Figure 1) and the operations highly depending on it, i.e., mutation (Line 8) and local search phase (Line 9).

3.1 Assignment Step

Given a solution S and its coordinate matrix ψ^S , we propose two (exact and greedy) assignment steps capable of dealing with link constraints to get the membership vector ϕ^S .

Exact Assignment Step Inspired by [11], the exact assignment step is based on solving the optimization problem

$$\min_{x \in \mathcal{X} \cap \mathcal{L}} \sum_{i=1}^N \sum_{k=1}^K x_{ik} \|p_i - \psi_k^S\|^2, \quad (4)$$

with \mathcal{X} and \mathcal{L} defined as in Equations (2)-(3).

Solving an additional optimization problem each time an assignment step is required surely leads to a greater consumption of computational resources. Problem (4) can indeed be seen as a generalization of the minimum cost perfect matching problem with conflict pair constraints [23], which is known to be NP-hard. Thus, in order to reduce the computational effort, we also propose a faster greedy assignment methodology, to be used in specific phases of the S-MDEClust framework.

Algorithm 2: Greedy Assignment Step

```

1 Input:  $\mathcal{D}, K \in \mathbb{N}^+, \mathcal{M}_{\mathcal{L}}, \mathcal{C}_{\mathcal{L}}, S = (\phi^S, \psi^S)$ .
2 Let  $\mathcal{G} = \{G \subseteq \{1, \dots, N\} \mid \forall i, j \in G \text{ s.t. } i \neq j, (i, j) \in \mathcal{M}_{\mathcal{L}}\}$ 
3 Let  $\mathcal{A} = \emptyset$ 
4 forall  $G \in \mathcal{G}$  do
5   Let  $\hat{K} := \{k \in \{1, \dots, K\} \mid \forall (\hat{G}, k) \in \mathcal{A}, i_c \in G, j_c \in \hat{G} \implies (i_c, j_c) \notin \mathcal{C}_{\mathcal{L}}\}$ 
6   if  $\hat{K} = \emptyset$  then Let  $\tilde{K} := \{1, \dots, K\}$ 
7   Let  $k_G \in \arg \min_{k \in \tilde{K}} \sum_{i \in G} \|p_i - \psi_k^S\|^2$ 
8   Set  $\mathcal{A} = \mathcal{A} \cup \{(G, k_G)\}$ 
9   Set  $\phi_i^S = k_G, \forall i \in G$ 
10 return  $S$ 

```

Greedy Assignment Step We report the scheme of the greedy methodology in Algorithm 2.

First, all the points are collected in groups based on the “must-link” constraints (Line 2). Then, for each group G , we try to find the cluster centers that can be assigned to the points of the group (Line 5): these centers should not be already associated to a group \hat{G} that has a point involved in a “cannot-link” constraint with a point of G . The methodology then highly depends on the assignment order of the groups, and it could happen that, in presence of “cannot-link” constraints, finding a cluster center to associate to a group is not possible. In such cases, we relax the solution feasibility requirement, allowing any cluster center to be assigned to the points of the group (Line 6), regardless the possible constraint violations. Given the available cluster centers, we finally assign the group points to one of the nearest (Lines from 7 to 9).

Although Algorithm 2 has no *feasibility* guarantee, it is less computationally demanding than the exact assignment step (no binary programming problem is involved). It can then be useful to reduce the computational cost of the internal S-MDEClust operations, i.e., crossover and mutation (Lines 7-8 of Algorithm 1), where, unlike the local search procedure (Line 9), generating a feasible solution is not mandatory. Moreover, starting local searches from non-feasible solutions can be seen as a further mechanism to explore new regions of the feasible set.

3.2 Mutation Operator

The scheme of mutation is reported in Algorithm 3.

Algorithm 3: Mutation Operator

```

1 Input:  $\mathcal{D}, K \in \mathbb{N}^+, \mathcal{M}_{\mathcal{L}}, \mathcal{C}_{\mathcal{L}}, O_s = (\phi^{O_s}, \psi^{O_s}), \mathcal{U}(\cdot)$  uniform random number generator,  $\alpha \in [0, 1]$ .
2 Let  $\psi^{\tilde{O}_s} = \psi^{O_s}, \bar{c} = \mathcal{U}(1, \dots, K)$ 
3 Perform assignment step with  $\mathcal{Y} \setminus \{y_{\bar{c}}\}$  to get  $\tilde{\phi}^{O_s}$ 
4 if assignment step has failed then Set  $\alpha = 0$ 
5 Let,  $\forall i \in \{1, \dots, N\}, P_i = \frac{1-\alpha}{N} + \left( \alpha \left\| p_i - y_{\tilde{\phi}_i^{O_s}} \right\| \right) / \left( \sum_{j=1}^N \left\| p_j - y_{\tilde{\phi}_j^{O_s}} \right\| \right)$ 
6 Choose  $\bar{\mathfrak{b}} \in \{1, \dots, N\}$  by roulette wheel based on  $P$ 
7 Set  $\psi_{\bar{c}}^{\tilde{O}_s} = p_{\bar{\mathfrak{b}}}$ , Perform assignment step to get  $\phi^{\tilde{O}_s}$ 
8 return  $\tilde{O}_s = (\phi^{\tilde{O}_s}, \psi^{\tilde{O}_s})$ 

```

As mentioned in Section 2, the operator consists in a random-based relocation of a center of the offspring solution O_s generated by the crossover operator: (i) a center randomly selected with uniform probability is removed (Line 2); (ii) each dataset point is re-assigned to its closest center among the $K - 1$ remaining ones, returning a new temporary membership vector $\tilde{\phi}^{O_s}$ (Line 3); (iii) the missing center is now restored as a point $p_{\bar{\mathfrak{b}}}$, with $\bar{\mathfrak{b}} \in \{1, \dots, N\}$, randomly chosen by *roulette wheel* (Line 6), a randomized operation to select potentially useful points based on the probability P (Line 5). If $\alpha = 0$, every point has the same chances to be selected, thus potentially leading to the exploration of new solutions; as α gets larger, the selection is biased towards points that are more distant from their closest centers.

In Line 7, the assignment step is carried out smoothly, either in the exact or the greedy way (Section 3.1). On the other hand, in Line 3 we have $K - 1$ centers to which the points can be assigned; thus, minor modifications in the exact

and the greedy methodology are required. In the exact assignment step, problem (4) is solved with the second set of constraints defining \mathcal{X} changed into $\sum_{i=1}^N x_{ik} \geq 1, \forall k \in \{1, \dots, K\} \setminus \{\bar{c}\}, \sum_{i=1}^N x_{i\bar{c}} = 0$. If the semi-supervised MSSC problem presents some “cannot-link” constraints, the *modified* problem (4) may not have a feasible solution and, as a consequence, the exact assignment step may fail; being the point-center distances not available in this case, we set $\alpha = 0$ in Line 4, thus giving to each dataset point the same chances to be selected by *roulette wheel*. As for the greedy methodology, in Line 4 of Algorithm 2 we only take into account the sets $G \in \mathcal{G}$ whose points are assigned to the removed center $y_{\bar{c}}$ (i.e., $\forall i \in G, \phi_i^{O_s} = \bar{c}$); moreover, we add the constraint $k_G \neq \bar{c}$ in Line 7 so that the new center chosen for a group cannot be the removed one. Unlike the exact assignment step, the greedy methodology always returns a solution, although it might be infeasible.

3.3 Semi-supervised Local Search Procedure

In the S-MDEClust framework, we employ as local search procedure the semi-supervised K-MEANS variant proposed in [11], which is a standard K-MEANS algorithm (see Section 1) where the assignment step is performed by *exactly* solving problem (4). This local search is used both for the population initialization and the solutions refinement (Lines 2-9 of Algorithm 1), always returning a feasible solution and, thus, guaranteeing the feasibility of all the solutions inserted in the population throughout the S-MDEClust iterations.

4 Numerical Experiments

Dataset	N	d	K	% Viol. (Mean)				($\mathcal{M}_{\mathcal{L}}$, $\mathcal{C}_{\mathcal{L}}$)
				$\mathcal{M}_{\mathcal{L}}$	$\mathcal{M}_{\mathcal{L}} \& \mathcal{C}_{\mathcal{L}}$	$\mathcal{C}_{\mathcal{L}}$		
Iris	150	4	3	16.1	14.9	9.7		
Wine	178	13	3	41.3	32.8	20.8		
Connectionist	208	60	2	51.6	47.2	51.6	(50, 0), (100, 0), (25, 25), (50, 50), (0, 50), (0, 100)	
Seeds	210	7	3	18.4	16.0	10.7		
Glass	214	9	6	57.7	40.9	24.0		
Accent	329	12	6	76.7	46.3	18.7	(100, 0), (150, 0), (50, 50), (75, 75), (0, 100), (0, 150)	
Ecoli	336	7	8	57.9	31.9	3.4		
ECG5000	500	140	5	50.0	27.7	5.2	(150, 0), (250, 0), (75, 75), (125, 125), (0, 150), (0, 250)	
Computers	500	720	2	46.6	49.8	52.3		
Gene	801	20531	5	1.3	0.9	0.5	(200, 0), (400, 0), (100, 100), (200, 200), (0, 200), (0, 400)	

Dataset	N	d	K	% Viol. (Mean)			
				100	200	500	1000
Banana	5300	2	2	43	55	50	50.1
Letter	20000	16	26	7.7	4.8	7.2	6.1
Shuttle	57999	9	7	26.7	32.3	37.3	37
Mnist	70000	784	10	12.7	11.3	11.5	14.8
Cifar10	60000	3072	10	17	18.5	15.9	17.6

N	K	% Viol. (Mean)						
		100	200	500	1000	2000	5000	10000
500	2	58	45.5	48.8	49.2	50.7	50.6	49.8
500	20	16.3	9.2	11.4	9.6	10.2	9.6	9.3
500	100	1.7	2.7	1.1	2	2	2	2
1000	2	41.3	45.2	45.7	40.5	43.6	41.9	42.3
1000	20	9.3	10.3	7.5	9.3	10.9	9.5	10.5
1000	100	3.7	0.8	2.5	2.5	1.8	2	2.1
2000	2	43.3	44.8	44.9	44.9	43.3	47	44.1
2000	20	4	6.8	13.2	9.6	9.9	10.3	10.1
2000	100	2.7	4.2	1.7	1.9	1.6	2	2
5000	2	45	46.5	42.2	45.4	46.1	44.8	44.7
5000	20	12.7	9.5	10.5	9.6	9.6	9.4	10.6
5000	100	0.3	3.8	1.3	1.7	2	2	2.2
10000	2	43	44.8	46	46	46.1	45.8	45.9
10000	20	12	12	10.3	9.9	10.4	10.2	10.2
10000	100	2.7	2.5	1.4	2.1	2	2.3	2.4
20000	2	39.7	43	43.5	42.7	44.1	43.9	45
20000	20	9	11	10.9	8.5	10.7	10.3	10.4
20000	100	0	2.2	2.3	1.6	2.4	2.5	2.1

Table 1: 1st set: well-known datasets with constraint configurations; for each dataset and constraint type, the average percentage of violated pairwise constraints in the global minimum of the unconstrained MSSC problem is reported from [17]. 2nd set: large-size datasets. 3rd set: two-dimensional synthetic instances generated by mixtures of spherical Gaussian distributions. For each dataset of the 2nd and 3rd sets and for each number of constraints, the average percentage of violated pairwise constraints obtained by 3 runs of K-MEANS solving the unconstrained MSSC problem is provided.

In this section, we report the results of thorough computational experiments, where we compared our framework S-MDEClust with some state-of-the-art methodologies from the semi-supervised clustering literature. The S-MDEClust code was written in Python3. All the tests were run on a computer with the following characteristics: Intel Xeon Processor E5-2430 v2, 6 cores, 12 threads, 2.50 GHz, 32 GB RAM. In order to solve instances of problem (4), the Gurobi Optimizer [24] (Version 11) was employed.

S-MDEClust was tested in four different variants: S-MDE (no mutation and exact assignment), SM-MDE (mutation and exact assignment), SG-MDE (no mutation and greedy assignment) and SMG-MDE (mutation and greedy assignment). We remind that in the local search procedure (Section 3.3) the exact assignment step is always employed. We set the parameters values according to the MDEClust original paper [18] and some preliminary experiments, not reported

here for the sake of brevity: $P = 20$; $N_{MAX} = 500$; $\delta = 10^{-4}$; $F \in [0.5, 0.8]$, randomly chosen at each crossover execution; $\alpha = 0.5$ for the mutation operator.

The datasets used for experimentation are listed in Table 1. The 1st set is composed by well-known datasets of different sizes and/or number of features, which can be downloaded from the UCI (archive.ics.uci.edu) and UCR (cs.ucr.edu) repositories. For each dataset, we considered the 30 constraint configurations² generated in [17] according to the true class partitioning. The 2nd and 3rd sets contain large-size³ and synthetic datasets; for each of these datasets, constraints were created randomly selecting pairs of samples and, based on the true class partitioning, defining “must-link” or “cannot-link” constraints. The synthetic datasets were generated by mixtures of spherical Gaussian distributions, with the standard deviation of the resulting clusters set to 10 so as they did not result well-separated.

The metrics for the comparisons are the following: MSSC objective function (*MSSC O.F.*), elapsed time (*Time*), number of calls to the local search (*N° L.S.*) and total number of local search iterations (*N° L.S. Iters*), which is more suited than *N° L.S.* when comparing structurally different algorithms. In order to compare an S-MDEClust variant and a competitor w.r.t. a metric, we also made use of the relative percentage difference defined as $\Delta = \frac{100(m - m_R)}{m_R}$, where m and m_R is the metric values achieved by the variant and the competitor, respectively; a negative Δ means that the variant outperformed the competitor in terms of that metric. Finally, in order to summarize some numerical results, we made use of the performance profiles [25], a graphical tool showing the probability that a metric value achieved by a method in a problem is within a factor $\tau \in \mathbb{R}$ of the best value obtained by any of the algorithms in that problem.

4.1 Preliminary Assessment of the S-MDEClust Variants

We first compared the S-MDEClust variants on a subset of datasets (Iris, Accent, ECG5000), in order to observe the influence of the mutation operator presence and/or the use of the greedy assignment step; in Figure 2, we report the performance profiles obtained by 5 runs of the variants with 5 different seeds for the pseudo-random number generator. All the variants performed well in terms of *MSSC O.F.*: the best results were obtained only employing the mutation in the framework, at the expense, however, of a greater number of local search executions and, as a consequence, of a greater elapsed time. The greedy assignment step allowed to save computational time as can be observed by the performance profiles in terms of *Time* for SG-MDE and S-MDE, two variants that executed the same number of calls to the local search overall (a similar result can be also observed for SMG-MDE and SM-MDE). Taking into account these results, we decided to consider only SG-MDE for the next comparisons.

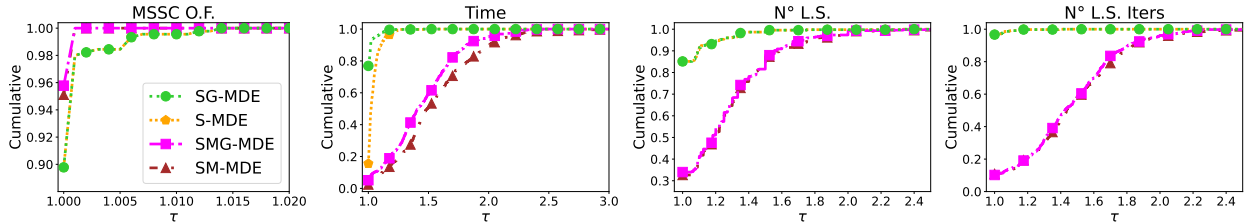


Figure 2: Performance profiles for SG-MDE, S-MDE, SMG-MDE and SM-MDE on the datasets Iris, Accent and ECG5000 (see Table 1). Note that the intervals of the axes were set for a better visualization of the numerical results.

4.2 Comparison with well-known Heuristic Approaches

Since, as far as we know, no other memetic approach designed to return *strictly feasible* solutions has been proposed in the literature yet, we tested the goodness of S-MDEClust comparing it with well-known *local* heuristics for semi-supervised clustering run in a *multi-start* fashion: COP-K-MEANS [9], introduced in Section 1 and referred as COP-KM; BLP-KM [11], the Baumann approach also employed as local search in our framework (Section 3.3). The parameters settings for the two competitors were the ones recommended in [9, 11]. SG-MDE, COP-KM and BLP-KM were executed in order to process 100 solutions: each execution of COP-KM and BLP-KM consisted in 100 runs with 100 initial random solutions, while for SG-MDE we considered the population size $P = 10$ and a maximum number of iterations equal to 10. For all the algorithms, the maximum number of iterations for the local search was set to 25. All the tests were performed 3 times with different seeds for the pseudo-random number generator; the shown metrics results are the averages of the values obtained in the 3 executions.

²The constraint configurations for the 1st dataset set (Table 1) can be downloaded at github.com/antoniosudoso/pc-sos-sdp.

³The large-size datasets can be found in github.com/phil85/PCCC-Data.

The results of the experiments on the synthetic datasets are summarized in Table 2, where we report for each dataset: the percentage ($\%S$) of constraint configurations where the solvers reached the best solution quality; the percentage of times SG-MDE performed the minimum number of local search iterations; the rate $\%N_{\text{unfeas}}$ of times COP-KM did not manage to find any feasible solution. SG-MDE was by far the most effective and efficient approach in the tested benchmark, with the performance difference w.r.t. *MSSC O.F.* being clearer as the values for N and K grows. As for $N^\circ \text{ L.S. Iters}$, the lack of columns for BLP-KM and COP-KM is justified since they did not manage to perform less local search iterations than our approach, which successfully exploited the population convergence based stopping condition to save computational resources without spoiling the solution quality.

N	K	%S				%N _{unfeas}
		MSSC O.F.			N° L.S. Iters	
		SG-MDE	BLP-KM	COP-KM	SG-MDE	
500	2	100	100	57.14	100	42.86
500	20	100	14.29	0	100	28.57
500	100	100	0	0	100	0
1000	2	100	100	42.86	100	42.86
1000	20	100	0	0	100	14.29
1000	100	100	0	0	100	0
2000	2	100	85.71	28.57	100	57.14
2000	20	100	0	0	100	0
2000	100	100	0	0	100	0
5000	2	100	57.14	0	100	57.14
5000	20	100	0	0	100	0
5000	100	100	0	0	100	0
10000	2	100	71.43	0	100	71.43
10000	20	100	0	0	100	0
10000	100	100	0	0	100	0
20000	2	100	42.86	0	100	71.43
20000	20	100	0	0	100	0
20000	100	100	0	0	100	0

Table 2: Numerical results obtained by SG-MDE, BLP-KM and COP-KM on the synthetic datasets of Table 1.

The performance profiles (Figure 3) obtained on the large-size datasets of Table 1 confirm the superiority of SG-MDE w.r.t. the competitors in terms of both metrics.

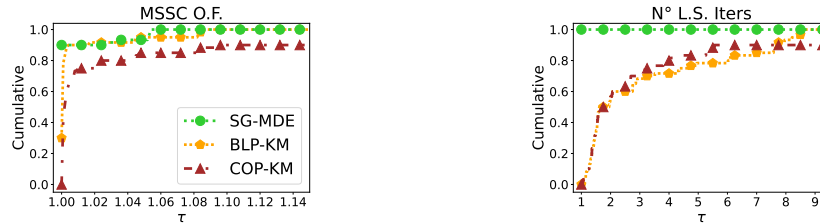


Figure 3: Performance profiles for SG-MDE, BLP-KM and COP-KM on the large-size datasets (2nd set of Table 1). Note that the intervals of the x-axes were set for a better visualization of the numerical results.

4.3 Comparison with Global State-of-the-art Methodologies

We finally decided to test our framework with some recent, albeit of different types, state-of-the-art global optimization approaches: the *exact* branch-and-cut algorithm proposed in [17], called PC-SOS-SDP; the soft-constrained memetic approach presented in [20], which we call S-HG-MEANS. We set the parameters for the 2 competitors according to [17, 20]. Since in our setting the constraints were considered accurate, we set the S-HG-MEANS parameter indicating the accuracy of the provided constraints $p = 1$. As they involve randomized operations, SG-MDE and S-HG-MEANS were run 5 times, and the results were again obtained by calculating the averages of the values achieved in the 5 tests. In Table 3, we compare the performance of SG-MDE and PC-SOS-SDP on the 1st dataset set of Table 1. For each dataset we report: $\%S$, the percentage of constraint configurations where SG-MDE obtained a better or equal performance w.r.t. PC-SOS-SDP; Δ_{Mi} , Δ_{Me} and Δ_{Ma} , which are, respectively, the minimum, median and maximum of all the relative percentage differences obtained on the tested constraint configurations; for the *Time* metric, we only considered the instances where our methodology was better in terms of *MSSC O.F.*. Since PC-SOS-SDP spends additional time to prove

the solution optimality, in order to have a fairer comparison we decided to consider as *Time* value for the exact approach the elapsed time to find the best solution. As for *MSSC O.F.*, SG-MDE proved to be competitive with PC-SOS-SDP, reaching most of the times a similar (and sometimes even better) performance. The results w.r.t. *Time* are justified by the different nature of the algorithms: the exact approach is composed by more time-consuming operations than our memetic methodology, which, as a consequence, achieved the best performance overall. The *Time* metric is thus inconsistent alone, but the analysis of it in conjunction with *MSSC O.F.* leads to an interesting, not obvious a-priori, conclusion: SG-MDE, with only fractions of the CPU times needed by PC-SOS-SDP, managed to reach an effectiveness level which is highly competitive with the one of an exact algorithm. In Table 4, we report a similar comparison with S-HG-MEANS on the dataset instances where no constraint is violated by S-HG-MEANS. Although our approach was better than the competitor in terms of *N° L.S.*, it took more time than S-HG-MEANS in most of the instances; these results are a direct consequence of the fact that S-HG-MEANS employs a less computationally demanding local search, which, however, does not have any feasibility guarantee. Anyway, such efficiency did not allow S-HG-MEANS to reach feasibility in most of the scenarios; moreover, in the instances where it did, it was outperformed (with remarkable results in some cases) by SG-MDE.

Dataset	MSSC O.F.				Time			
	%S	Δ_{Mi}	Δ_{Me}	Δ_{Ma}	%S	Δ_{Mi}	Δ_{Me}	Δ_{Ma}
Iris	100.0	0.0	0.0	0.0	93.33	-95.02	-70.09	35.73
Wine	100.0	0.0	0.0	0.0	96.67	-98.2	-94.01	59.79
Connectionist	93.33	-0.001	0.0	0.001	93.33	-98.2	-94.58	-83.2
Seeds	100.0	0.0	0.0	0.0	100.0	-97.54	-89.46	-38.69
Glass	23.33	0.0	0.014	0.425	23.33	-93.01	-88.64	-82.49
Accent	46.67	-0.004	0.0	0.409	46.67	-97.3	-91.4	-81.8
Ecoli	36.67	0.0	0.003	0.479	36.67	-94.75	-88.0	-54.15
ECG5000	46.67	0.0	0.0	0.03	46.67	-99.37	-93.29	-72.48
Computers	76.67	0.0	0.0	0.001	76.67	-99.27	-98.17	-88.56
Gene	100.0	0.0	0.0	0.0	100.0	-92.12	-78.99	-57.45

Table 3: Numerical results obtained by the SG-MDE algorithm w.r.t. PC-SOS-SDP on the 1st dataset set of Table 1.

Dataset	MSSC O.F.				Time				N° L.S.			
	%S	Δ_{Mi}	Δ_{Me}	Δ_{Ma}	%S	Δ_{Mi}	Δ_{Me}	Δ_{Ma}	%S	Δ_{Mi}	Δ_{Me}	Δ_{Ma}
Iris (30)	100.0	-1.28	-0.001	0.0	40.0	-52.83	18.59	160.91	86.67	-94.45	-79.08	33.33
Seeds (30)	100.0	-1.134	-0.044	0.0	26.67	-60.81	24.69	211.93	90.0	-96.08	-67.31	40.0
Glass (3)	100.0	-29.552	-28.591	-26.053	0.0	3.11	7.23	94.26	100.0	-75.16	-74.51	-64.71
Accent (10)	100.0	-2.72	-1.73	-0.985	0.0	77.43	143.9	191.1	100.0	-66.27	-52.78	-43.8
Ecoli (16)	100.0	-22.062	-16.94	-4.068	0.0	69.79	119.63	334.3	100.0	-58.43	-46.05	-1.75

Table 4: Numerical results obtained by the SG-MDE algorithm w.r.t. S-HG-MEANS on the dataset instances of the 1st set (Table 1) where no constraint is violated by S-HG-MEANS; the numbers of such instances are indicated in the parentheses.

5 Conclusions

In this paper, we proposed S-MDEClust, an extension of the differential evolution based memetic framework proposed in [18] for semi-supervised MSSC problems, where instance-level constraints, each of them indicating the membership of two points to the same or to a different cluster, are given. As far as we know, S-MDEClust represents the first memetic algorithm in the semi-supervised clustering literature designed to return a (hopefully) optimal *feasible* solution. The main modifications w.r.t. the original involves specific operations, such as the assignment step, for which we proposed an exact and a greedy strategy. We compared our framework with state-of-the-art local and global methodologies, showing its effectiveness and efficiency on well-known and synthetic datasets. Possible future research directions include: mechanisms in the greedy assignment step so as to maximize the chances of final *feasible* assignments; S-MDEClust extensions for other clustering models; management of constraints different from the instance-level ones.

Competing Interest

The authors have no competing interests to declare.

Data and Code Availability

The S-MDEClust source code, the synthetic datasets, the constraint configurations for the 2nd and 3rd dataset sets (Table 1) and all the computational experiments results can be found at github.com/pierlumanzu/s_mdeclust.

References

- [1] A. K. Jain, Data clustering: 50 years beyond K-means, *Pattern Recognition Letters* 31 (8) (2010) 651–666, award winning papers from the 19th International Conference on Pattern Recognition (ICPR).
- [2] R. G. Pensa, J.-F. Boulicaut, Constrained co-clustering of gene expression data, in: *Proceedings of the 2008 SIAM International Conference on Data Mining (SDM)*, 2008, pp. 25–36.
- [3] Y. Huang, T. M. Mitchell, Text clustering with extended user feedback, in: *Proceedings of the 29th Annual International ACM SIGIR Conference on Research and Development in Information Retrieval, SIGIR '06*, Association for Computing Machinery, New York, NY, USA, 2006, p. 413–420.
- [4] P. Hansen, B. Jaumard, Cluster analysis and mathematical programming, *Mathematical Programming* 79 (1) (1997) 191–215.
- [5] I. Davidson, S. S. Ravi, Intractability and clustering with constraints, in: *Proceedings of the 24th International Conference on Machine Learning, ICML '07*, Association for Computing Machinery, New York, NY, USA, 2007, p. 201–208.
- [6] D. Aloise, A. Deshpande, P. Hansen, P. Popat, NP-hardness of Euclidean sum-of-squares clustering, *Machine Learning* 75 (2) (2009) 245–248.
- [7] S. Lloyd, Least squares quantization in PCM, *IEEE Transactions on Information Theory* 28 (2) (1982) 129–137.
- [8] J. Hartigan, M. Wong, Algorithm AS 136: A k -means clustering algorithm., *Applied Statistics* 28 (1979) 100–108.
- [9] K. Wagstaff, C. Cardie, S. Rogers, S. Schrödl, et al., Constrained k -means clustering with background knowledge, in: *Icml*, Vol. 1, 2001, pp. 577–584.
- [10] W. Tan, Y. Yang, T. Li, An improved Cop-kmeans algorithm for solving constraint violation, in: *Computational Intelligence*, Vol. Volume 4 of World Scientific Proceedings Series on Computer Engineering and Information Science, World Scientific, 2010, pp. 690–696.
- [11] P. Baumann, A binary linear programming-based k -means algorithm for clustering with must-link and cannot-link constraints, in: *2020 IEEE International Conference on Industrial Engineering and Engineering Management (IEEM)*, 2020, pp. 324–328.
- [12] P. Baumann, D. S. Hochbaum, PCCC: The pairwise-confidence-constraints-clustering algorithm (2023).
- [13] S. Basu, A. Banerjee, R. J. Mooney, Active semi-supervision for pairwise constrained clustering, in: *Proceedings of the 2004 SIAM International Conference on Data Mining (SDM)*, 2004, pp. 333–344.
- [14] I. Davidson, S. S. Ravi, Clustering with constraints: Feasibility issues and the k -means algorithm, in: *Proceedings of the 2005 SIAM International Conference on Data Mining (SDM)*, 2005, pp. 138–149.
- [15] A. M. Bagirov, S. Taheri, F. Bai, F. Zheng, Nonsmooth optimization-based model and algorithm for semisupervised clustering, *IEEE Transactions on Neural Networks and Learning Systems* 34 (9) (2023) 5517–5530.
- [16] T. Guns, T.-B.-H. Dao, C. Vrain, K.-C. Duong, Repetitive branch-and-bound using constraint programming for constrained minimum sum-of-squares clustering, in: *Proceedings of the Twenty-Second European Conference on Artificial Intelligence, ECAI'16*, IOS Press, NLD, 2016, p. 462–470.
- [17] V. Piccialli, A. Russo Russo, A. M. Sudoso, An exact algorithm for semi-supervised minimum sum-of-squares clustering, *Computers & Operations Research* 147 (2022) 105958.
- [18] P. Mansueto, F. Schoen, Memetic differential evolution methods for clustering problems, *Pattern Recognition* 114 (2021) 107849.
- [19] G. González-Almagro, J. Luengo, J.-R. Cano, S. García, DILS: Constrained clustering through dual iterative local search, *Computers & Operations Research* 121 (2020) 104979.
- [20] D. Gribel, M. Gendreau, T. Vidal, Semi-supervised clustering with inaccurate pairwise annotations, *Information Sciences* 607 (2022) 441–457.
- [21] D. Gribel, T. Vidal, HG-means: A scalable hybrid genetic algorithm for minimum sum-of-squares clustering, *Pattern Recognition* 88 (2019) 569–583.

- [22] H. W. Kuhn, The hungarian method for the assignment problem, *Naval Research Logistics Quarterly* 2 (1-2) (1955) 83–97.
- [23] T. Öncan, R. Zhang, A. P. Punnen, The minimum cost perfect matching problem with conflict pair constraints, *Computers & Operations Research* 40 (4) (2013) 920–930.
- [24] Gurobi Optimization, LLC, Gurobi Optimizer Reference Manual (2024).
URL <https://www.gurobi.com>
- [25] E. D. Dolan, J. J. Moré, Benchmarking optimization software with performance profiles, *Mathematical Programming* 91 (2) (2002) 201–213.