

Revisiting Dynamic Evaluation: Online Adaptation for Large Language Models

Amal Rannen-Triki* Jörg Bornschein* Razvan Pascanu Marcus Hutter

András György Alexandre Galashov Yee Whye Teh Michalis K. Titsias

Google DeepMind, London

Abstract

We consider the problem of online finetuning the parameters of a language model at test time, also known as dynamic evaluation. While it is generally known that this approach improves the overall predictive performance, especially when considering distributional shift between training and evaluation data, we here emphasize the perspective that online adaptation turns parameters into temporally changing states and provides a form of context-length extension with *memory in weights*, more in line with the concept of *memory* in neuroscience. We pay particular attention to the speed of adaptation (in terms of sample efficiency), sensitivity to the overall distributional drift, and the computational overhead for performing gradient computations and parameter updates. Our empirical study provides insights on when online adaptation is particularly interesting. We highlight that with online adaptation the conceptual distinction between in-context learning and finetuning blurs: both are methods to condition the model on previously observed tokens.

1 Introduction

Transformer-based language models can be conceptualized as systems with two distinct memory components: One is given by the model’s parameters, and learning (through gradient descent) can be seen as encoding information from the training set into this memory. The other one is the context, which roughly correspond to the persistent hidden states in recurrent neural networks. For transformers, context is a non-parametric form of memory: the tokens within the attention window. LLMs rely heavily on context to condition the model towards desired behaviour. However, the prompt is a precious resource, and for transformers the cost of inference grows with the size of the attention window. This becomes more problematic in multimodal systems, where images or short videos can easily exhaust the context tokens we can afford to use. With dynamic evaluation Krause et al. [2018, 2019], the idea of updating model parameters at test time, model parameters become part of the temporal, changing state of the model. Parameters can capture longer-term information that exceed the length of the context window and are also suited to adapt to *distributional changes* that exceed the in-context adaptability of the model. Online learning therefore can be seen as one particular type of memory, particularly suited to changes like style or topic, which appear to the model as a distribution shift in the observations. We here investigate various trade-offs when online-adapting transformer-based LLMs with gradient descent on long text sequences.

*equal contribution

2 Methods for SGD online adaptation

In this section, we describe the methods that we put in place to make our study possible. These methods have two main goals: (i) learn from a sequence of tokens longer than the model context, and (ii) efficiently update the model parameters and reduce the memory and/or compute footprint of online adaptation. The challenge is that transformer implementations operate on a limited, typically fixed number of tokens each time they are invoked. To operate on longer sequences they have to be broken into sub-sequences, and the model implementation operates on such a sub-sequence at a time. We experiment with two strategies:

Overlapping. Considering a transformer implementation that processes 1000 tokens at a time: Choosing an overlap of 500, we invoke the model on tokens $[0, 1000)$, $[500, 1500)$, $[1000, 2000)$, etc. Each token is encoded twice, once as a new token and once as context for later tokens. For the purpose of computing the test-set log-losses, only the first encounter is recorded. For gradient steps however we let all tokens supplied during model invocation contribute to the loss and thus to the gradient computation. By adjusting the overlap we can adjust the computational cost but also the number of gradient steps performed on each token.

Transformer-XL style. In [Dai et al., 2019] and [Krause et al., 2019] the authors use a form of *streaming* or *KV caching*: instead of attending only to tokens that are computed during the current forwards pass, the model can also attend to previously computed keys and values. As a result, each token is processed exactly once, and serves as a prediction target in exactly one gradient step.

Empirically we observe that Transformer-XL-style adaptation performs as well as overlapping adaptation and requires significantly fewer computational resources; see Appendix 3.1. We therefore focus on Transformer-XL-style adaptation.

Compared to static evaluation, online adaptation requires additional computational resources for the backward pass and, typically, additional memory for the optimizer state. We investigate two approaches to mitigate these costs:

Reducing the Update Frequency. In order to vary the computational cost of online learning, and to construct Pareto fronts that highlight the compute vs. performance trade-offs, we update the parameters only every n th forward step. While this approach leads to a suboptimal performance, we show in our experiments that it can strike interesting trade-offs.

Online LoRA adaptation. Reducing the memory footprint of finetuning LLMs has recently been an active research direction. A successful approach proposed in Hu et al. [2021] consists of adding low-rank matrices to the transformer layers, and only adapting the parameters of these matrices during finetuning. This greatly reduces the number of parameters that need to be adapted, and therefore the memory requirements for downstream adaptation with negligible additional computational cost.

3 Experimental Setup

To investigate the online adaptability of transformers we use the books from Project-Gutenberg (the PG-19 dataset [Rae et al., 2019]) as a source for long and consistent text sequences. The starting point for all experiments is a transformer pretrained on the C4 dataset [Raffel et al., 2020]. We experiment with different model-sizes, between 150M and 1B parameters; Appendix B contains the experimental details. The pretrained models are then finetuned on books from the PG-19 training set because the content and style of text in the C4 dataset, which consists mostly of internet-scraped data, and PG-19, which contains 28'602 books² from before 1919, is significantly different (see Figure 5 and Appendix A). The finetuned models are then tested against the sequence of 100 books from the PG-19 test set. For the test sequence we record the (cumulative) log-losses for all tokens. We concatenate the 100 books from the PG-19 test set, in the order they are stored, to form a fixed sequence of 11.8M tokens.

Figure 1 visualizes typical results: We compare static evaluation vs. dynamic evaluation vs. dynamic evaluation where the model is reset to the finetuned model at each book boundary. The static model accumulates in total 26.73 M nats log-loss on the test sequence (2.26 nats/token), while the dynamic models accumulate 26.38 M and 26.20 M nats respectively (corresponding to 2.23 and 2.20 nat/token).

²PG-19 training set size

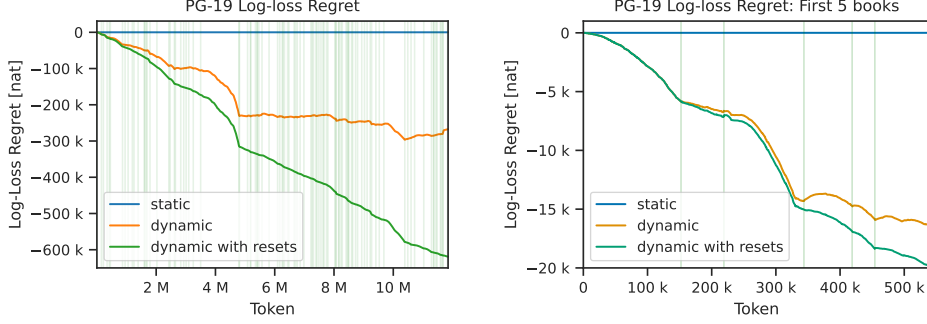


Figure 1: **Left:** Cumulative log-loss for dynamic evaluation relative to static evaluation (regret). The starting point is always a model that has been finetuned on the PG-19 training set. **Right:** Detailed view of the regret for the first 5 books. Vertical green lines indicate the beginning of new books.

The regret plots show the cumulative log-loss relative to the static comparator: a flat curve indicates that a model has on average the same per-token log-loss as the comparator around the position, while positive and negative slopes indicate a locally higher or lower log-loss respectively. It often takes the online adapting model some thousand tokens to show a clear advantage over the static model, and just after book boundaries, a continuously adapted model often underperforms compared to the pretrained (static or dynamic) model. This may not be surprising as the continuously learning model has specialized to the previous books, but also suggests that more advanced adaptation methods should be able to close this gap.

3.1 Overlapping vs. Transformer-XL style updates

Figure 2 shows the results when using Transformer-XL style online adaptation with varying increment lengths relative to overlapping online learning with 50% (= 1024 tokens) overlap. We observe that the differences are minuscule. We thus focus on Transformer-XL style online learning because it has the computational advantage of encoding every token only once.

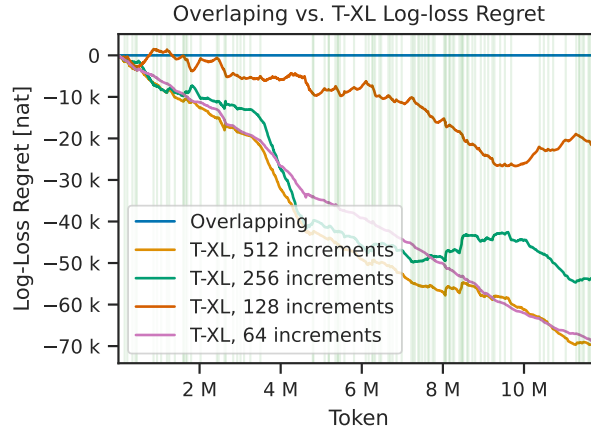


Figure 2: Regret plot of Transformer-XL style online learning with varying increment-size relative to Overlapping online learning with 0.5 overlap. We observe that Transformer-XL style online learning generally leads to 20k to 70k fewer accumulated loss. However, 70k nats over 11.8M tokens corresponds to only about 0.006 nat/token uplift – a minuscule improvement compared to the differences plotted in Figures 1 to 11.

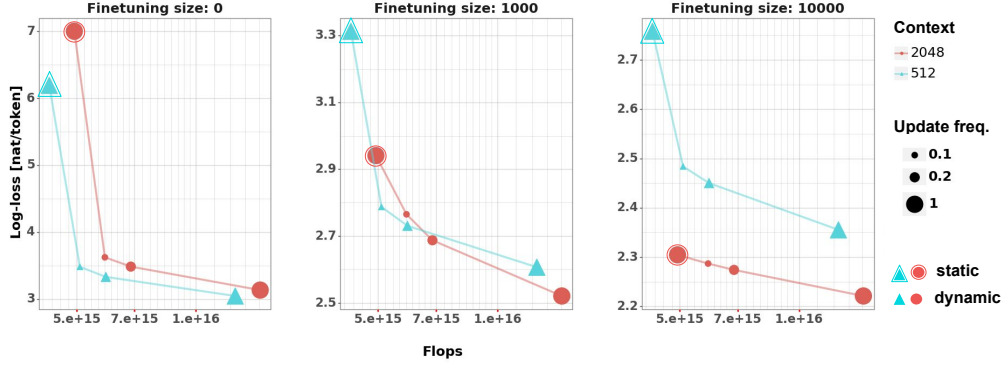


Figure 3: **Performance vs. compute (FLOPs) for static and dynamic evaluation.** Models with 1 billion parameters, varying the context size and the number of finetuning samples (books). The Pareto front is constructed by varying the update frequency.

3.2 Online Learning - An analysis of compute vs. performance

In order to understand the impact of online learning and its interaction with in-context learning, we conduct a large exploration varying:

- **The number of samples used for finetuning:** This allows us to control the distribution shift that the model is faced with – the more the model is finetuned on the training set of PG-19, the more it is *in-distribution* with respect to the test sequence.
- **The model context size:** We hypothesize that online learning can have similar benefits as larger context windows. We therefore compare online adapted models with short context windows to in-context learning in models with longer context windows.
- **The model size:** We are interested in understanding how our observations generalize across different scales.

In Figure 3, we first look at a single model size (1B parameters) and compare the Pareto fronts corresponding to two context sizes (512 and 2048) as we vary the number of samples the model is finetuned on. We observe that when the model is directly updated online on the PG-19 test set without prior finetuning, the models with a smaller context exhibit a better compute to performance trade-off than the models with a larger context (left panel). As the amount of finetuning increases, this advantage is reduced (middle panel) and even inverted (right panel). These observations generalize to other model sizes (figures in the appendix). These results suggest that the models favor *memory in weights* when faced with a large distribution shift between the pretraining and online adaptation data. When the models are more in-distribution with respect to the online data, the results suggest that at a fixed budget, it is better to use a model with a larger context window. Online adaptation however unsurprisingly always improves the performance of the models. Moreover, models with shorter context and online adaptation can achieve a competitive performance to the models with longer context. While this can be more expensive in terms of FLOPs, it comes at a lower memory requirement.

Figure 4 gathers the results obtained with different model sizes (150M , 400M and 1B parameters). For this figure, we show only models that are updated at every step (corresponding to an update frequency of 1 in Figure 3). We observe that when we increase the amount of finetuning, the number of the static models that appear on the Pareto front increases. We however similarly observe that online adaptation always improves the performance, smaller models with online adaptation can achieve a competitive and sometimes better performance than larger models.

Finally, Figure 5 shows how the static and dynamic model performance scale with the distribution shift (amount of finetuning data) and the model size. The figure shows that while finetuning reduces the gap between static and online evaluation, this gap does not disappear, but rather becomes constant once the model adapts to the change in distribution. Similarly, increasing model size, while also improving overall performance, does not replace the benefit of online learning.

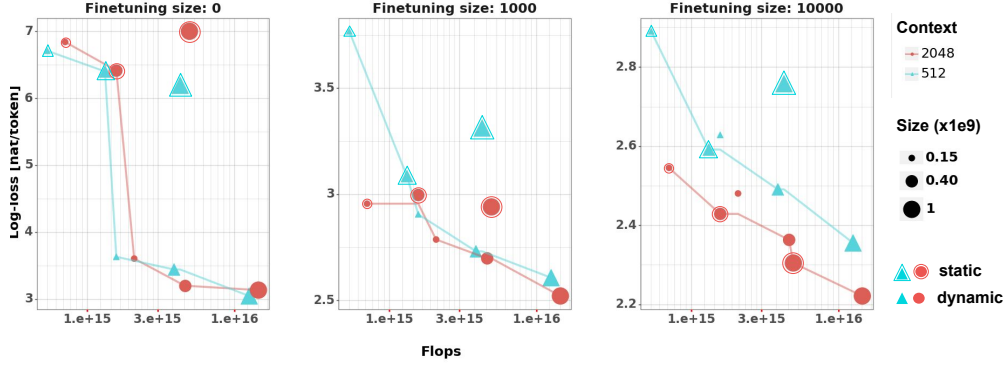


Figure 4: **Performance vs. compute (FLOPs) for static and dynamic evaluation.** Varying model and context sizes, and the number of finetuning samples. The models are updated with every new observation.

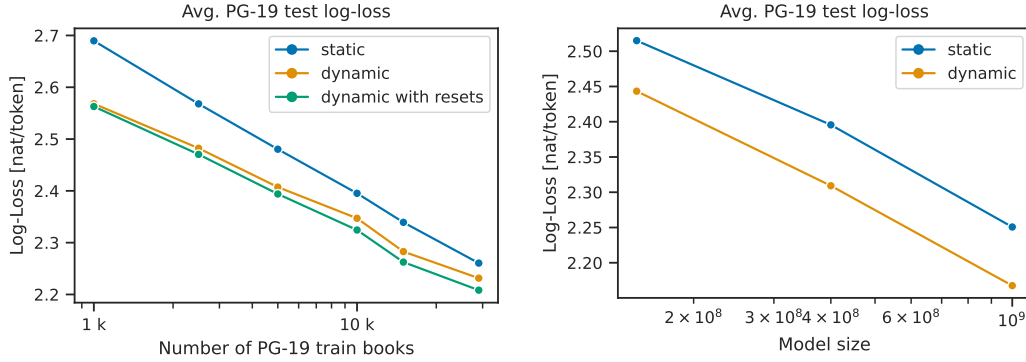


Figure 5: **Left:** Scaling of the average PG-19 test loss with size of PG-19 i.i.d. finetuning dataset (for the 400 M model). **Right:** Average test NLL as a function of the model size (after finetuning on 10k books)

4 Conclusion

In this paper, we offered a new perspective of online adaptation of LLMs (a.k.a. dynamic evaluation). Through extensive experiments, we show that when a model is faced with a significant distribution shift, online learning with a smaller context window and/or a smaller model can lead to a better compute-performance Pareto front, which suggests a superiority of the *memory in weights* over the *memory in activations* associated with in-context learning. This advantage is reduced and eventually disappears when the model is finetuned to the target distribution before the online adaptation phase. We however observe (as is classically the case with dynamic evaluation) that online learning always improves the performance. Moreover, for models that are in-distribution, online learning with a smaller context (and therefore smaller memory requirements) can close the gap with in-context learning with a larger context. It is also worth noting that the best results observed with online adaptation employ a simple strategy to avoid that the models overfit to data in the local context by resetting the weights to their value at the start of the online adaptation phase.

This study opens up many interesting research avenues, such as improving the efficiency of online learning (in terms of memory or compute), automatic detection of reset points, and a better understanding of the difference between what the weight memory and the activation memory capture. In particular, it is to be expected that weight memory would be better suited to store the style or topic of a discussion, which are perceived by the model as a *distribution change*. Context and retrieval is better at capturing details, leading to a separation of concerns similar to how memory of biological systems is categorized into different types in cognitive sciences or neuroscience.

References

- Z. Dai, Z. Yang, Y. Yang, J. Carbonell, Q. V. Le, and R. Salakhutdinov. Transformer-xl: Attentive language models beyond a fixed-length context. *arXiv preprint arXiv:1901.02860*, 2019.
- E. J. Hu, Y. Shen, P. Wallis, Z. Allen-Zhu, Y. Li, S. Wang, L. Wang, and W. Chen. Lora: Low-rank adaptation of large language models. *arXiv preprint arXiv:2106.09685*, 2021.
- B. Krause, E. Kahembwe, I. Murray, and S. Renals. Dynamic evaluation of neural sequence models. In *International Conference on Machine Learning*, pages 2766–2775. PMLR, 2018.
- B. Krause, E. Kahembwe, I. Murray, and S. Renals. Dynamic evaluation of transformer language models. *arXiv preprint arXiv:1904.08378*, 2019.
- T. Kudo and J. Richardson. Sentencepiece: A simple and language independent subword tokenizer and detokenizer for neural text processing. *arXiv preprint arXiv:1808.06226*, 2018.
- I. Loshchilov and F. Hutter. Decoupled weight decay regularization. *arXiv preprint arXiv:1711.05101*, 2017.
- J. W. Rae, A. Potapenko, S. M. Jayakumar, C. Hillier, and T. P. Lillicrap. Compressive transformers for long-range sequence modelling. *arXiv preprint*, 2019. URL <https://arxiv.org/abs/1911.05507>.
- C. Raffel, N. Shazeer, A. Roberts, K. Lee, S. Narang, M. Matena, Y. Zhou, W. Li, and P. J. Liu. Exploring the limits of transfer learning with a unified text-to-text transformer. *Journal of Machine Learning Research*, 21(140):1–67, 2020. URL <http://jmlr.org/papers/v21/20-074.html>.
- A. Vaswani, N. Shazeer, N. Parmar, J. Uszkoreit, L. Jones, A. N. Gomez, Ł. Kaiser, and I. Polosukhin. Attention is all you need. *Advances in neural information processing systems*, 30, 2017.
- R. Xiong, Y. Yang, D. He, K. Zheng, S. Zheng, C. Xing, H. Zhang, Y. Lan, L. Wang, and T. Liu. On layer normalization in the transformer architecture. In *International Conference on Machine Learning*, pages 10524–10533. PMLR, 2020.

Supplementary Material

A Adaptation dataset choice

In order to test the role of online adaptation as a context extension mechanism, the criteria we used to select a downstream dataset are the following:

- **Sequence lengths:** Our hypothesis is that online learning extends the context beyond the window with which the transformer is trained. In order to test this, we need a dataset that has a large number of entries that exceed our models' context length. Figure 6 shows the length distribution in PG-19 and in 10 million samples of C4. PG-19 contains 28'602 books. We observe that over 99% of the PG-19 dataset exceeds the largest context that we use in our experiments, compared to only 3% for C4.
- **Token distribution:** Our study considers online learning when the model is faced with different levels of distribution shift. We therefore chose a pretraining and an online dataset that have different distributions. Figure 7 shows the token distribution for C4 and PG-19, confirming that they are good candidates for our study. In our experiments, to vary the distribution shift, the pretrained model on C4 is first finetuned on a subset of PG-19 (of size 0, 1'000 and 10'000) before going through the phase of online adaptation.

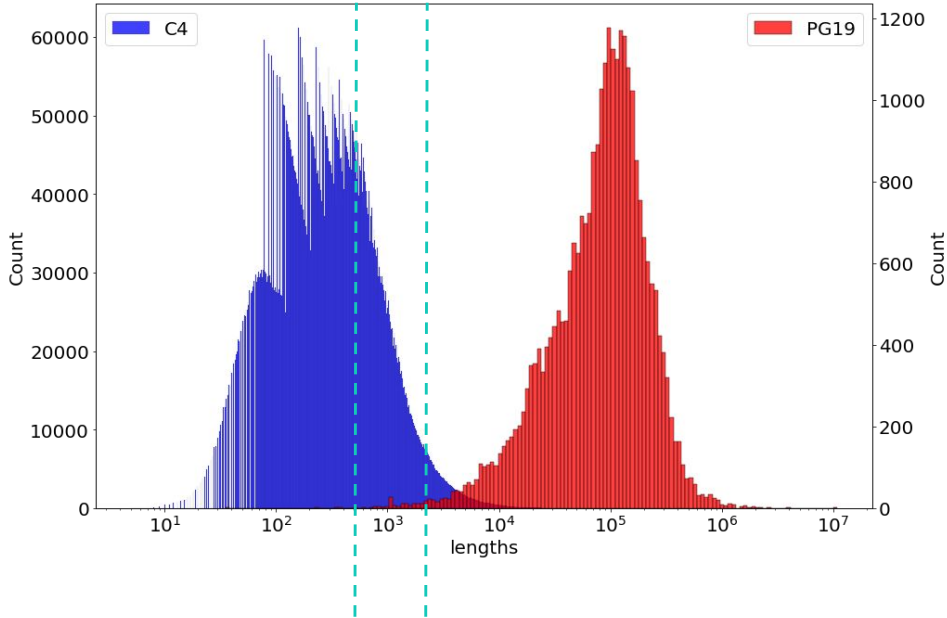


Figure 6: Comparing sequence length distribution between PG-19 and C4 datasets. For C4, this histogram corresponds to a subset of 10 million samples. The vertical dashed lines show the context length used in our experiments.

B Experimental Details

We use standard transformer architectures [Vaswani et al., 2017] with pre-layer normalization [Xiong et al., 2020], GeLU activation functions and relative positional encoding. The context size (attention-window) is 2048 tokens by default, however we additionally trained models with 512 attention size for ablation studies. We use a sentence piece tokenizer [Kudo and Richardson, 2018] with a vocabulary of 32k entries. The table details the architecture choices for the three model sizes under consideration:

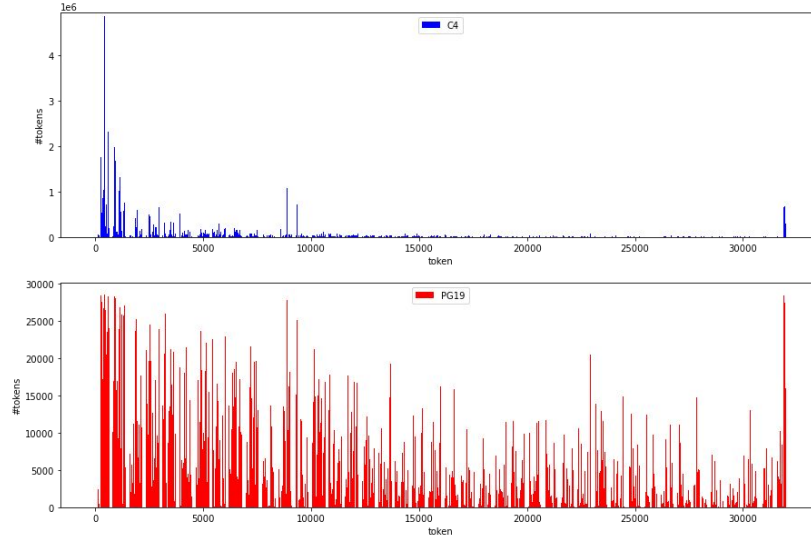


Figure 7: Comparing token distribution between PG-19 and C4 datasets. For C4, this histogram represents a subset of 10 million samples.

model size	num blocks	backbone width	num heads	key/value size
150M	12	896	16	64
400M	12	1536	12	128
1B	24	2048	16	128

Pretraining. Training on C4 is performed with AdamW [Loshchilov and Hutter, 2017] with linear learning rate warm-up over 10k steps and successive cosine learning rate decay:

model size	training steps	batch size	max LR	weight decay
150M	12k	128	2e-4	0.1
400M	30k	128	2e-4	0.1
1B	48k	256	2e-4	0.1

Finetuning. We finetune the C4 pretrained model on books from the PG-19 training set to align it with the general distribution of text found in PG-19. By varying the size of the finetuning dataset we can adjust the model to be more or less in-distribution with respect to the evaluation data. We use AdamW [Loshchilov and Hutter, 2017] for finetuning and maintain a separate validation set for early stopping and hyperparameter tuning. We use linear-warmup and cosine decay learning rate schedule as during pretraining, however we stop early as soon as the validation performance degrades. We sweep over $[1e-4, 2e-4, 3e-4]$ as maximum learning rates and configure cosine learning rate decay to complete after 2 epochs. Stopping early and avoiding overfitting during the finetuning phase is crucial to obtain good performance during evaluation. Note that finetuning, just like pretraining, is performed by i.i.d. sampling text segments from their respective training corpus.

Evaluation. During the dynamic evaluation phase we again use AdamW and sweep over the learning rates $[1e-6, 3e-6, 1e-5, 3e-5]$ without any learning-rate schedule. We always report and plot the results for the best performing learning-rate. For Transformer-XL style updating we experimented with different *increment-sizes* $\in \{32, 64, 128, 256, 512\}$ (the number of new tokens processed in each forward pass) and observed that the results are not very sensitive to this choice (see Figure 2). If not mentioned otherwise, we choose 128 for computational convenience. Note that each token can attend to the full 2048 previously computed keys and values.

C Online Learning - An analysis of compute vs. performance - More results.

In Figure 3, we report the performance-compute trade-off we observed with a 1B parameter model when we vary the context length. In this section, we show results obtained with models of 150M (Figure 8) and 400M (Figure 9) parameters. We observe similar behavior across all model sizes: The models with shorter context windows exhibit a competitive or better Pareto front than the models with longer context when they are adapted online on PG-19 without finetuning. The order of Pareto fronts is reversed when the models are first finetuned on the training data of PG-19.

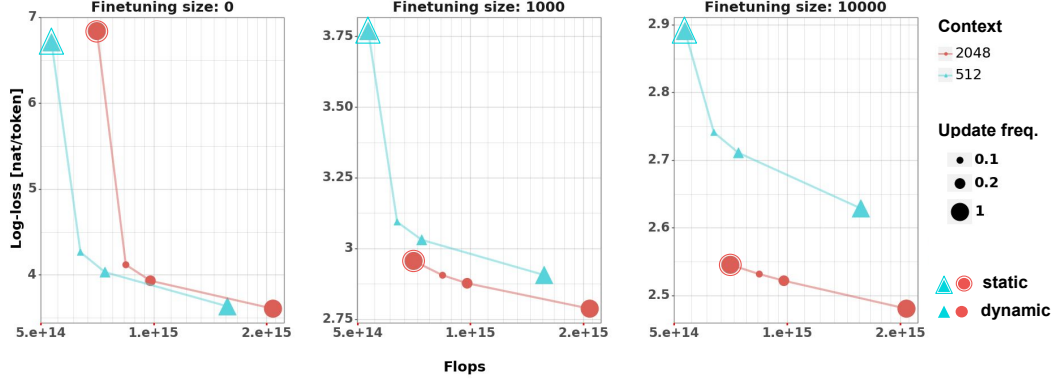


Figure 8: **Performance vs. compute (FLOPs).** Models with 150 million parameters. Pareto fronts for each context size and number of finetuning samples constructed by varying the update frequency and evaluation methods (static vs. dynamic)

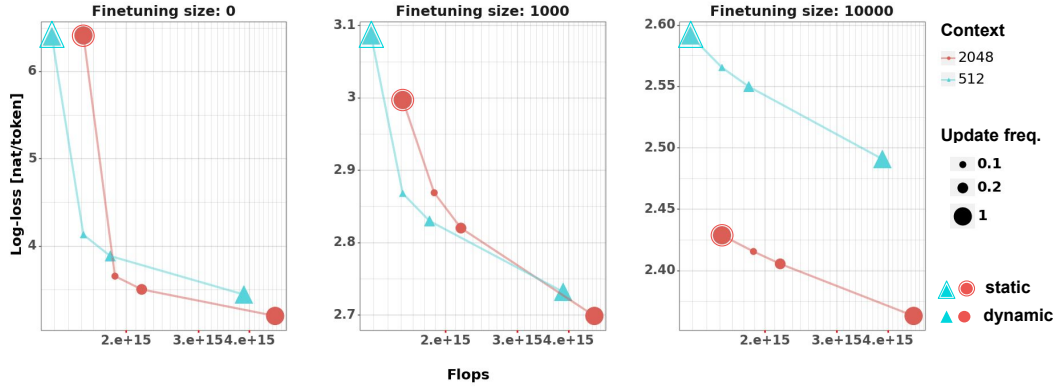


Figure 9: **Performance vs. compute (FLOPs).** Models with 400 million parameters. Pareto fronts for each context size and number of finetuning samples constructed by varying the update frequency and evaluation methods (static vs. dynamic)

D Updating only subsets of the parameters

We explore the performance of dynamic evaluation when adapting only subsets of the complete model. For example, we can train only the top-most transformer block, a block in the middle, or at the beginning. Figure 10 summarizes the results: We observe that generally adapting transformer blocks in the middle of the stack is most effective.

E LoRA adaptation

In this section, we show the results that we obtained when applying LoRA Hu et al. [2021] to the MLPs in the 1B-parameter transformer. This is different from the way this adaptation strategy has been implemented in Hu et al. [2021] where LoRA is applied to the attention layers. The reason for

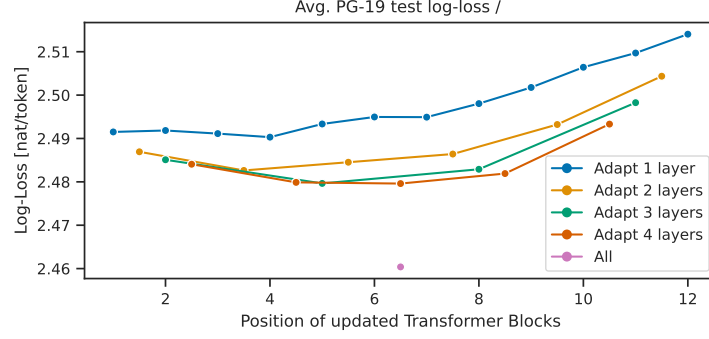


Figure 10: **Adapting only a subset of the transformer blocks:** The blue curve shows the average log-loss when updating a single transformer block at one of the layer indices 1 to 12. The yellow curve shows the performance when updating two successive blocks at layers 1+2, 3+4, 5+6, ...

this choice is empirical: We applied adapters to multiple types of layers in the models, and adapting on the MLPs gave the best performance.

Figure 11 shows the cumulative log-loss for dynamic evaluation with LoRA relative to full finetuning. This regret plot shows that LoRA models achieve a lower performance than the fully finetuned model, but a significantly higher performance than the static model (blue line in the figure). It is worth noticing however that LoRA comes at a lower computational cost (as shown in Figure 12) and a much lower memory requirements for trainable parameters (as shown in Figure 13).

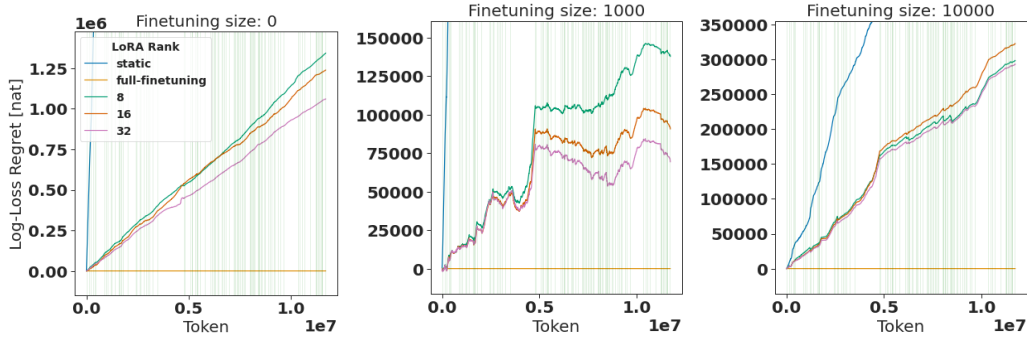


Figure 11: **Cumulative log-loss for dynamic evaluation with LoRA relative to full finetuning (regret).** Note the steep blue curves for static model evaluation: static evaluation quickly accumulates dramatically more log-loss than all the dynamic evaluated models.

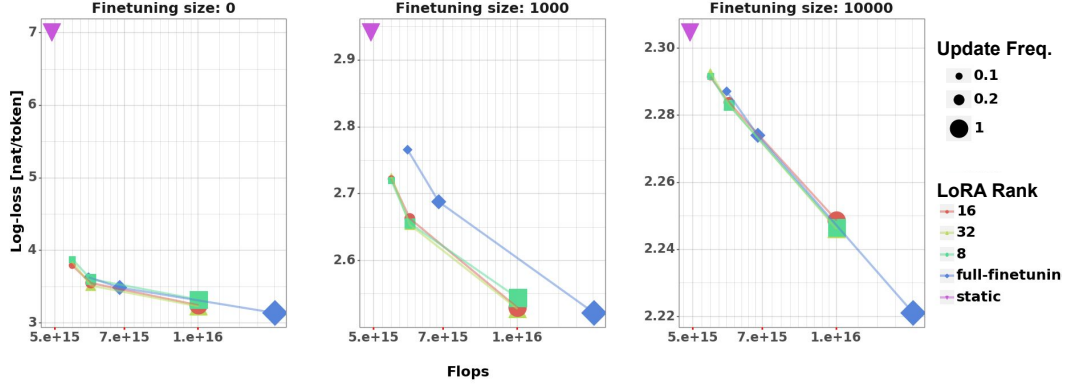


Figure 12: **Performance vs. Compute (FLOPs)** Models with 1 billion parameters adapted online with LoRA (rank indicated in the legend) compared to static models and fully finetuned models).

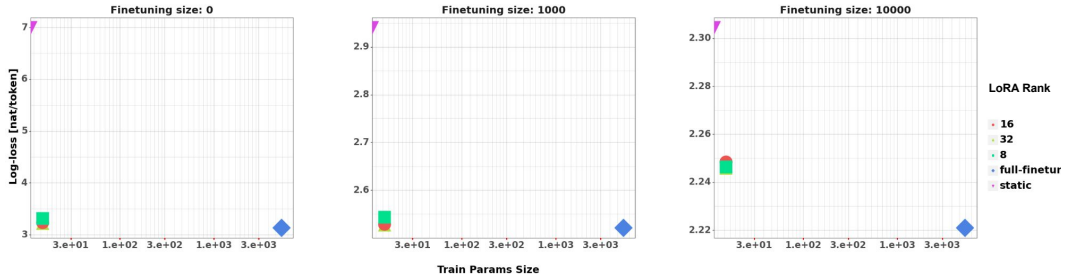


Figure 13: **Performance vs. size of trainable parameters.** Models with 1 billion parameters adapted online with LoRA (rank indicated in the legend) compared to static models and fully finetuned models (LoRA rank = 0).