

Exciting hint toward the solution of the neutron lifetime puzzle

Benjamin Koch^{1,2,*} and Felix Hummel¹

¹*Institut für Theoretische Physik, Technische Universität Wien,
Wiedner Hauptstrasse 8-10, A-1040 Vienna, Austria*

²*Instituto de Física, Pontificia Universidad Católica de Chile, Casilla 306, Santiago, Chile*
(Dated: September 23, 2024)

We revisit the neutron lifetime puzzle, a discrepancy between beam and bottle measurements of the weak neutron decay. Since both types of measurements are realized at different times after the nuclear production of free neutrons, we argue that the existence of excited states could be responsible for the different lifetimes. We elaborate on the required properties of such states and under what circumstances it is possible that it has not been experimentally identified yet.

Contents

I. Introduction	1
A. The neutron in the quark model	1
B. The lifetime puzzle	2
C. Structure of the paper	3
II. Excited states hypothesis	3
III. A model with three quarks	5
A. Spatial wave function	5
B. Weak decay	6
C. Electromagnetic transition	8
IV. Discussion	9
A. Direct γ measurements	10
B. Mass-sensitive measurements	10
C. Analogies	12
D. How to test the hypothesis?	12
V. Conclusion	12
Data Availability	13
Acknowledgements	13
References	13

I. INTRODUCTION

A. The neutron in the quark model

The neutron is one of the main constituents of nuclear matter. It is a composite state, whose properties are ruled by the strong and the electroweak interactions between the lightest quarks of the Standard Model of particle physics. It is of pivotal importance in many phenomena ranging from Big Bang Nucleosynthesis to experimental particle physics [1].

Even though, a detailed understanding of the low energy properties of this particle in terms of fundamental degrees of freedom is an open field of research, it is possible to understand several properties in terms of much simpler models. In our discussion we will make use of the language and notation of the quark model. In this model, protons and

*Electronic address: benjamin.koch@tuwien.ac.at

neutrons are composite particles made up of quarks. Protons consist of a particular combination of two “up” (u) quarks and one “down” (d) quark, while neutrons consist of combinations of one up quark and two down quarks. While quarks carry a fractional electric charge, the combination of quarks in protons and neutrons results in particles with integer electric charges.

Isospin describes the similarity between protons and neutrons. It was introduced by Werner Heisenberg and later developed further by Eugene Wigner [2, 3]. Algebraically, the isospin operator \vec{I} , can be represented analogously to the spin operator of spin one half particles \vec{S} in terms of the Pauli matrices $\vec{\sigma}$, which are a representation of the group $SU(2)$. In the quark model it is imposed that both \vec{I} and \vec{S} are (approximate) symmetries. Thus actions of the group members are to be understood as symmetry transformations. Based on this, one imposes that the neutron wave function is an eigenfunction of (\vec{I}^2, I_z) with the eigenvalues $(3/4, -1/2)$ while the proton has the eigenvalues $(3/4, +1/2)$. Further imposing that these particles carry spin $\pm 1/2$ like their three constituents singles out a state for the neutron (e.g. with spin up \uparrow [4])

$$|n\uparrow\rangle = \frac{1}{3\sqrt{2}} (|udd\rangle|dud\rangle|ddu\rangle) \begin{pmatrix} 2 & -1 & -1 \\ -1 & 2 & -1 \\ -1 & -1 & 2 \end{pmatrix} \begin{pmatrix} |\downarrow\uparrow\uparrow\rangle \\ |\uparrow\downarrow\uparrow\rangle \\ |\uparrow\uparrow\downarrow\rangle \end{pmatrix}. \quad (1)$$

The corresponding unique state for the proton is obtained analogously by replacing $u \leftrightarrow d$. If the isospin symmetry were an exact symmetry protons and neutrons would have the same energy and thus the same mass. The observed difference between the neutron mass m_n and the proton mass m_p and the aforementioned neutron decay show that I_z must be broken. In the above description, this breaking is modeled by associating a larger mass to up quarks than to down quarks $m_u < m_d$. This generates a mass splitting between $|n\uparrow\rangle$ and $|p\uparrow\rangle$. Also the conservation of spin is only an approximate concept, due to the presence of gluons, virtual quark antiquark pairs, and the respective angular momenta. Interestingly, the presence of these virtual particles can be effectively absorbed in the concept of constituent quarks as “dressed” color states [5] which combine such that they form color neutral hadrons. This, and other, more sophisticated models of the neutron, in combination with experimental efforts allowed to learn more and more details about the properties such as mass, composition, and lifetime [1]. Thus, it is fair to say that quark models have proven to be useful for our understanding of the internal structure of hadrons [6].

Since we will exemplify our ideas with a model which has also three quarks, a word of caution is in place here. There are several phenomenological aspects which can hardly be captured even by our most sophisticated theoretical models, not to speak by simple three-quark models:

(i) Mass:

The simple quark model fails when one attempts to predict the precise mass of hadrons [4].

(ii) Spin:

The structure of the spin distribution inside of a neutron wave-function is largely unknown (for a review see [7]). However, there is certain agreement that the valence quarks only carry a fraction of the neutron spin, which was at times labeled as “spin crisis” [8–10].

(iii) Radius:

The radius of the proton has been deduced from complementary measurements and the resulting 4% disagreement became widely known as the “proton radius puzzle” (for a review see [11]).

(iv) Neighbors:

The inner structure of protons and neutrons seems to be strongly sensitive to the neighboring hadrons within a nucleus. This puzzling behaviour is known as “European Muon Collaboration effect” [12, 13].

(v) Lifetime:

Last but not least, there is a tension between different measurements of the neutron’s lifetime (see e.g. [14, 15]).

Thus, any three-quark model should be understood as useful tool for qualitative understanding rather than for precise quantitative modelling.

The last item on the above list will be the subject of interest of this paper. It will therefore be summarized in the following subsection.

B. The lifetime puzzle

In this study, we will focus on the discrepancy in the lifetime of the neutron, known as the Neutron Lifetime Puzzle (NLP):

Beam neutrons have an about 10 sec longer lifetime than Ultra Cold Neutrons (UCN) in bottle traps [14, 16–21]. The corresponding normalized difference for UCNs in gravitational bottle traps and average beam results is

$$\Delta\tau = \tau_{\text{beam}} - \tau_{\text{bottle}} = (8.6 \pm 2.2) \text{ s}. \quad (2)$$

One expects this quantity to be compatible with zero and the fact that it is significantly different from zero is known as the N Λ P. This puzzle has persisted over the years and a possible explanation due to exotic decay channels was explored [22–25], but the status is not conclusive yet. An alternative theoretical conjecture is based on neutron oscillations [26–29]. Also this possibility has, been constrained [30]. A recent proposal suggests that the discrepancy could be understood through the inverse quantum Zeno effect [31]. Further conjectures include Kaluza–Klein states [32], modifications of the CKM matrix induced at the TeV scale [33], and dark photons [34]. Also concerns about the systematic error in beam experiments have been raised [35], but a contradicting response was given in [36]. Thus, the status of how to interpret, or understand the N Λ P Eq. (2) is still inconclusive. What makes this problem even more interesting is the fact that it is not only a pressing problem for theoretical model building, it is a disagreement between two complementary types of experiments. Clearly, it would be helpful to have more results with beam experiments, but meanwhile we opt to trust the results of our experimental colleagues. Thus, a solution of this discrepancy is urgently needed.

C. Structure of the paper

In the following Section II we present our working hypothesis and formulate necessary conditions for a solution of the N Λ P by means of excited states. In Section III we provide a toy model that is able to fulfill most of these necessary conditions. In Section IV we explore the parameter space of the toy model and discuss observational issues and known analogies in physics. Conclusions are given in Section V.

II. EXCITED STATES HYPOTHESIS

Beam neutrons and UCNs are very similar with respect to most important characteristics. There are, however, some interesting differences. First of all there is the difference in velocity. While neutron beams operate typically with velocity at the order of $\mathcal{O}(10^3 \text{ m/s})$, neutrons in bottles have velocities of $\mathcal{O}(10^0 \text{ m/s})$. Another distinction is time. Beam neutrons are measured very shortly after their production in the reactor. The time scale for this is of the order of $t_{\text{beam}} \sim 2 - 25 \text{ ms}$. Bottle neutrons, instead, have to undergo a process of slowing, orienting, and cleaning, which means that their weak decay is measured a long time after their production $t_{\text{bottle}} > 300 \text{ s}$ [20].

This difference is the motivation for our proposal. Let us assume that the wave functions of free neutrons can have excited states which are inaccessible for neutrons within a strongly bound hadronic ensemble. Let us further assume that there is a ground state ψ_g and excited states ψ_e with different lifetimes $\tau_g \neq \tau_e$ under beta decay. These states of the free neutron shall be connected by an electromagnetic channel $\psi_e \rightarrow \psi_g + \gamma$ with a cumulative decay time τ_γ . Note that there are could be multiple excited states. However, to keep the following discussion simple, we treat ψ_e as a representative of these excited states. A generalization to multiple states is then straight forward. Disregarding possible byproducts, we propose the following decay cascade:

$$\begin{array}{c} \Psi_e \xrightarrow[\tau_\gamma]{\tau_e} \Psi_g \xrightarrow{\tau_g} \psi_p \end{array} \quad (3)$$

From Eq. (3) the decay rates of the corresponding particle numbers in these states are

$$\begin{aligned} \dot{n}_e &= -n_e \tau_\gamma^{-1} - n_e \tau_e^{-1}, \\ \dot{n}_g &= +n_e \tau_\gamma^{-1} - n_g \tau_g^{-1}. \end{aligned} \quad (4)$$

If the proposed excited states and the ground state are separated only by a comparatively small energy the decay $\psi_e \rightarrow \psi_g$ could happen unnoticed by current experimental setups and both states of the free neutron would be counted together

$$n_n = n_g + n_e. \quad (5)$$

Note that the two proposed states of the free neutron may be experimentally distinguishable for certain setups. We elaborate on that in Section IV. The lifetime of the mixture would be extracted from

$$\tau_n = -n_n \dot{n}_n^{-1}. \quad (6)$$

If the characteristic times for the transitions are ordered as follows

$$t_{\text{beam}} (\approx 2 \times 10^{-2} \text{ s}) \ll \tau_\gamma \ll t_{\text{bottle}} < \tau_g < \tau_e \quad (7)$$

it is possible that neutrons in the beam have a longer lifetime than neutrons after the cooling process, as measured in the bottle experiments. As an example, Fig. 1 plots the total composition-averaged lifetime τ_n of neutrons in either state as a function of time from Eq. (4), where we arbitrarily chose $\tau_\gamma = 4 \text{ s}$ and $n_e(0) = 1$, $n_g(0) = 0$. The initial

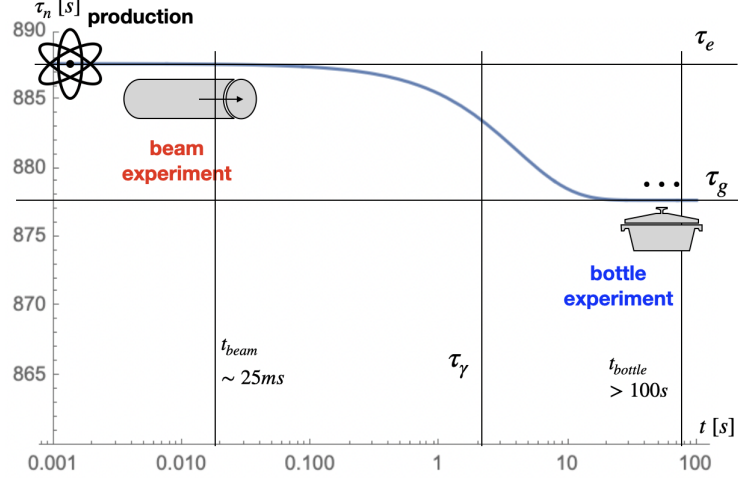


FIG. 1: Composition-averaged lifetime Eq. (6) as a function of the time for an exemplary value of $\tau_\gamma = 4 \text{ s}$.

abundancies $n_e(0)$ and $n_g(0)$ provide additional degrees of freedom. This occurs because varying initial abundances results in different lifetimes as determined by beam experiments. For the discussion of the initial abundances we define the difference of the beta decay lifetimes of the excited and the ground state as

$$\Delta\tau_e = \tau_e - \tau_g, \quad (8)$$

which may be larger than the observed difference in lifetime between the beam and the bottle experiments. Since we propose $t_{\text{bottle}} \gg \tau_\gamma$, all neutrons in the bottle are in the ground state. Thus,

$$\tau_n(t_{\text{bottle}}) = \tau_{\text{bottle}} = \tau_g. \quad (9)$$

On the other hand, since we also propose that $t_{\text{beam}} \ll$ all other times, we can identify the beam abundances as the initial abundances $n_i(0)$. Thus, $\tau_n(0) = \tau_{\text{beam}} = \tau_{\text{bottle}} + \Delta\tau$. Using Eq. (6) one can solve for the initial relative abundances that have the observed lifetime in the beam

$$\frac{n_e(0)}{n_g(0)} = \frac{\Delta\tau}{\Delta\tau_e - \Delta\tau} + \mathcal{O}\left((\tau_{\text{bottle}}^{-1} \Delta\tau)^2\right). \quad (10)$$

From this relation one realizes that $\Delta\tau_e \geq \Delta\tau$ and that for the extremal case $\Delta\tau_e \rightarrow \Delta\tau$ all neutrons need to be in one of the excited states $n_e(0) \rightarrow 1$. Let us now briefly summarize the necessary ingredients that we identified to make the proposal work:

- There is at least one excited state of the free neutron ψ_e above the ground state ψ_g .
- The lifetime of the excited states under beta decay is larger than, or equal to, the neutron lifetime measured in the beam.
- The lifetime for the electromagnetic transition $\psi_e \rightarrow \psi_g + \gamma$ lies between the time-scales of beam and bottle experiments ($t_{\text{beam}} < \tau_\gamma < t_{\text{bottle}}$). This hierarchy of lifetimes given in Eq. (7) is sketched in Fig. 2.

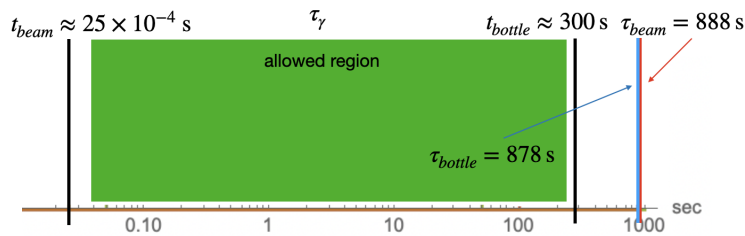


FIG. 2: Schematic sketch of the different time-scales involved in the N Λ P.

- d) The energy difference between ψ_e and ψ_g is smaller than $\sim 0.1 - 10$ MeV, such that the ψ_e can be excited with the initial kinetic energy ΔE available from nuclear fission. Further constraints on the energy difference will be developed throughout this paper.
- e) When a free neutron is created from a nuclear reaction, the initial abundancy of the excited states follows Eq. (10) to yield the measured effective beta decay lifetime in the beam.
- f) The states ψ_e are not populated if the neutron is strongly bound within a nucleus. Accurate measurements involving strongly bound neutrons [1] in nuclei disfavor the population of a excited states within the nucleus and in reactions with this bound state.

The items (a–f) are necessary conditions for an alternative solution of the N Λ P. How could this be realized? Differences in lifetimes under β decay of states with identical couplings at the quark level are conceivable in two different ways: Either an enhanced phase space or selection rules of quantum numbers. On the one hand the decay of states with larger energy have a larger phase space, leading to a reduced lifetime of excited states. This is the opposite effect of what is needed to address the N Λ P. However, for sufficiently small energy differences between the states of the free neutron, the effect of the enhanced phase space is negligible. On the other hand, excited states may have quantum numbers that partially disfavor the β decay compared to the ground state. Such selection rules can strongly lower the decay rates.

To further explore the latter option, we will recur to a simple toy model, where a neutron is built of three quarks udd , which are assumed to carry its total spin, while neglecting the contributions of internal angular momenta and virtual particles.

III. A MODEL WITH THREE QUARKS

The purpose of this section is to give an idea of how the above hypothesis can be implemented in terms of a simple but concrete model. Let us assume that a neutron consists of three non-relativistic constituent quarks udd . The breaking of the isospin symmetry is only responsible for the explanation of the neutron as an excited state of the proton. It is not sufficient to implement the hypothesis of an excited neutron state far below the Roper resonance. For this resonance in the quark model see for instance Ref. 6.

Here we want to extend the constituent quark model of Eq. (1) by spatial degrees of freedom to model possible excited states. The total wave function must be anti-symmetric under exchange of any of the quarks. Color confinement requires anti-symmetry in the color quantum numbers and allows the color part of the wave function to be factored out for the constituent quark model [37]. The remaining flavor, spin, and spatial part must therefore be symmetric under the exchange of any two quarks.

Although isospin is an approximate symmetry, we assume that neutron and proton states before and after the decay are total isospin eigen states. We also suppose that neutron and proton states are total spin eigen states with a total spin of $1/2$. Excited states of the neutron with a total spin $3/2$ are known as Δ -baryons, however, they are far heavier than the neutron itself [1].

A. Spatial wave function

We do not attempt to fully model the spatial part of the wave function. Quantitative models exist for heavy mesons, such as charmonium or bottomonium [38]. Here, we only want to assess the necessary conditions for the hypothesized excited states of the neutron. We expand the wave functions in terms of products of one-body wave functions denoted

by $|\vec{i}, \vec{j}, \vec{k}\rangle = \phi_{\vec{i}}(\vec{r}_1)\phi_{\vec{j}}(\vec{r}_2)\phi_{\vec{k}}(\vec{r}_3)$ where $\phi_{\vec{i}}$ are the normalized spatial wave functions. All spatial coordinates are in the restframe of the center of gravity. The functions $\phi_{\vec{i}}$ are mutually orthogonal to each other and ordered in the kinetic energy. The quantum numbers of each quark $\vec{i}, \vec{j}, \vec{k}$ are each triples (i_1, i_2, i_3) , denoting the number of nodes in each cartesian direction. The wave function $\phi_{\vec{0}}$ has no spatial nodes and the lowest kinetic energy contribution in an effective confining potential. Assuming an harmonic-oscillator-like confinement, the kinetic energy of the wave functions $\phi_{\vec{i}}$ increases linearly with the number of nodes in the three cartesian coordinates. Here, we only consider the spatial product state $|\vec{0}, \vec{0}, \vec{0}\rangle$ for the ground state of the neutron and a general spatial product state $|\vec{i}, \vec{j}, \vec{k}\rangle$ with $\vec{i} \neq \vec{j} \neq \vec{k} \neq \vec{i}$. Due to permutational symmetry, all six permutations of $(\vec{i}, \vec{j}, \vec{k})$ also have to be considered.

If the effective confining potential were fixed to the extent of the neutron inside the nucleus the kinetic energy difference between $\phi_{\vec{0}}$ and $\phi_{1\hat{z}}$ with one spatial node would be large. However, we know that a free neutron can acquire considerable extent outside the nucleus, lowering the kinetic energy differences with increasing extent. Assuming for instance a spatial extent of 1 Å of non-relativistic constituent quarks with a mass of about 330 MeV, each, the energy difference between the states $|\vec{0}, \vec{0}, \vec{0}\rangle$ and $|1\hat{z}, \vec{0}, \vec{0}\rangle$ would merely be 40 meV, the thermal energy at room temperature.

As detailed in Section III C, we expect the total number of nodes to be large and depending of the type of the decay up to the order of 10^2 to 10^6 with an equally long decay cascade via electromagnetic multipole transitions. The total energy difference between $|\vec{i}, \vec{j}, \vec{k}\rangle$ and $|\vec{0}, \vec{0}, \vec{0}\rangle$, and hence that of the ground and the highest of the excited states of the neutron is given by ΔE .

B. Weak decay

The weak decay of the neutron is mediated by a W^- boson with spin one. This boson couples to the down quarks, which have their respective spin. Given the effective wave functions of the neutron and the proton (ψ_n, ψ_p), the main part of this coupling is described in terms of the Lagrangian [39]

$$\mathcal{L} = -\frac{G_F}{\sqrt{2}} W_\mu \bar{\psi}_p \gamma^\mu (g_V + g_A \gamma^5) \psi_n + \mathcal{O}(\dots)_{\text{WM,S}}, \quad (11)$$

where G_F is the Fermi coupling, W_μ is a weak current vector, g_V is the vector coupling, g_A axial coupling with the ratio $\lambda = g_A/g_V = -1.275$. In Eq. (11) we omitted writing explicitly the subleading higher order corrections, induced by weak magnetism (WM) between the outgoing states, and the typically vanishing induced scalar terms (S) (for a review see e.g. [25, 40]).

This Lagrangian is, however, insensitive to the internal structure of the neutron, except of the values for the phenomenological parameters g_V and g_A . An accurate model for the weak-decay treating the internal quark structure is a difficult task of Quantum Chromodynamics (QCD) and beyond the scope of this work. Here, we want to come up with a qualitative model of the weak decay interaction on the level of constituent quarks, the level where we model the internal structure of excited neutrons. To keep the model as simple as possible, we assume the following:

- (i) All momenta are purely non-relativistic. Thus, spin conservation and orbital angular momentum conservation separate and there is no coupling between the two spin channels.
- (ii) The weak decay couples only to a single d quark in the constituent quark model.
- (iii) We model only the down-to-up quark transition, as we are only interested in contractions between proton and neutron states occurring in Fermi's golden rule for decay rates.

Following these guidelines, we model the following interaction Hamiltonian:

$$\begin{aligned} \hat{H}_\beta = g_\beta |u\rangle\langle d| \otimes & \left(+\sqrt{\frac{2}{3}}(|1, +1\rangle_W |\downarrow\rangle\langle\uparrow| - |1, -1\rangle_W |\uparrow\rangle\langle\downarrow|) \right. \\ & \left. -\sqrt{\frac{1}{3}}(|1, +0\rangle_W |\uparrow\rangle\langle\uparrow| - |1, +0\rangle_W |\downarrow\rangle\langle\downarrow|) \right) \otimes \hat{1} \end{aligned} \quad (12)$$

acting on the flavor, spin, and spatial part of the model wave function. Here, $|1, s_z\rangle_W$ denotes the emitted W^- boson which can come with the spin quantum numbers $s_z \in \{-1, 0, +1\}$. The corresponding factors in the spin-spin part of the interaction are determined from spin angular momentum conservation of initial and final states.

Taking the spatial degrees of freedom into account, the (non-normalized) ground state of the neutron of Eq. (1) reads

$$|g, \uparrow\rangle_n = \mathcal{S} \left\{ (2|ddu\rangle - |dud\rangle - |udd\rangle) \times (2|\uparrow\uparrow\downarrow\rangle - |\uparrow\downarrow\uparrow\rangle - |\downarrow\uparrow\uparrow\rangle) \times |\vec{0}, \vec{0}, \vec{0}\rangle \right\}, \quad (13)$$

where the symmetrization operator $\mathcal{S}\{\cdot\}$ sums over all 6 permutations of the three constituent quarks. Without loss of generality, we align the neutron with its spin pointing in the $+z$ direction. Notice that the symmetrized wave functions of the considered states do not in general separate into products of flavor, spin, and spatial wave functions as the symmetrization acts after the tensor product. We now construct an excited state of the neutron in our model by replacing the spatial part of the wave function $|\vec{0}, \vec{0}, \vec{0}\rangle = \phi_{\vec{0}}(\vec{r}_1)\phi_{\vec{0}}(\vec{r}_2)\phi_{\vec{0}}(\vec{r}_3)$ by the wave function $|\vec{i}, \vec{j}, \vec{k}\rangle = \phi_{\vec{i}}(\vec{r}_1)\phi_{\vec{j}}(\vec{r}_2)\phi_{\vec{k}}(\vec{r}_3)$ with $\vec{i} \neq \vec{j} \neq \vec{k} \neq \vec{i}$. The set of all total isospin and total spin neutron eigenstates together with all six permutations of $(\vec{i}, \vec{j}, \vec{k})$ non-trivially spans a four dimensional space due to permutational symmetry and we denote any four orthonormal basis vectors of the span by $|b_m, \uparrow\rangle_n$ with $m \in \{1, \dots, 4\}$. All calculations concerning the weak interaction Hamiltonian have been aided by a computer algebra system.

We model the internal structure of the proton states after a decay by replacing all down quarks by up quarks and vice versa. The spatial structure of the proton is assumed to be the same as in the neutron before the weak decay. Following the weak decay, the excited proton is expected to continue its electromagnetic decay into its ground state. The spin angular momenta of the final proton and the W^- boson must add up to the spin angular momentum of the initial neutron. Following the above construction for a neutron in the state $|\psi, \uparrow\rangle_n$, that was initially aligned in the $+z$ direction, the respective spin-conserving final state of the proton together with the W^- boson is thus

$$|\psi\rangle_p |\cdot\rangle_W = \sqrt{\frac{2}{3}} |\psi, \downarrow\rangle_p |1, +1\rangle_W - \sqrt{\frac{1}{3}} |\psi, \uparrow\rangle_p |1, 0\rangle_W. \quad (14)$$

We now project the modeled (non-hermitian) weak interaction Hamiltonian \hat{H}_β from the left and the right onto the span of the constructed excited proton and neutron basis states, respectively:

$$\left(\tilde{H}_\beta\right)_{lm} = \langle b_l |_p \hat{H}_\beta | b_m, \uparrow \rangle_n. \quad (15)$$

Due to spin angular momentum conservation of \hat{H}_β and the neutron being initially in a spin up state, we can omit the W^- boson states in the above contractions. This projection yields a symmetric 4×4 eigenvalue problem with the eigenvalues $\{5, 1, 1, -3\}g_\beta/9$. The neutron states to the eigenvalues $5g_\beta/9$ and $-3g_\beta/9$ are for instance

$$|e^+, \uparrow\rangle_n = \mathcal{S}\left\{(2|ddu\rangle - |dud\rangle - |udd\rangle) \times (2|\downarrow\uparrow\uparrow\rangle - |\uparrow\uparrow\downarrow\rangle - |\uparrow\downarrow\uparrow\rangle) \times \mathcal{S}\{|\vec{i}, \vec{j}, \vec{k}\rangle\}\right\}, \quad (16)$$

$$|e^-, \uparrow\rangle_n = \mathcal{S}\left\{(2|ddu\rangle - |dud\rangle - |udd\rangle) \times (2|\downarrow\uparrow\uparrow\rangle - |\uparrow\uparrow\downarrow\rangle - |\uparrow\downarrow\uparrow\rangle) \times \mathcal{A}\{|\vec{i}, \vec{j}, \vec{k}\rangle\}\right\}, \quad (17)$$

where $\mathcal{A}\{\cdot\}$ denotes the anti-symmetrization over all six permutations. The python program identifying the eigenvalues and states is freely available and referenced in the Data Availability section. The transition matrix element of the neutron in its ground state is $5g_\beta/9$ in this model. The decay rates of the four excited states follow from Fermi's golden rule as fractions of the ground-state decay rate Γ_g :

$$\Gamma_e \in \Gamma_g \left\{1, \frac{1}{25}, \frac{1}{25}, \frac{9}{25}\right\} \quad (18)$$

Only one of the excited neutron states has the same lifetime under β decay as the ground state. The other three states have lifetimes under β decay that are 25, 25, and ≈ 2.78 times longer, respectively. This stems from the sensitivity of the spatial wave function of excited states $|\vec{i}, \vec{j}, \vec{k}\rangle$ to permutations. For instance, $\langle \vec{i}, \vec{k}, \vec{j} | \vec{i}, \vec{j}, \vec{k} \rangle = 0$ for $\vec{j} \neq \vec{k}$, while the spatial wave function of the ground state $|\vec{0}, \vec{0}, \vec{0}\rangle$ is insensitive to permutations. Notice that in general the possible initial and final states are not right and left eigenstates of the interaction Hamiltonian, respectively. Each of the mutually orthogonal neutron states may decay into several of the mutually orthogonal proton states. However, summed over all channels to allowed proton states, the total β decay rate of three of the excited neutron states is less than but not equal to the decay rate of the ground state. The case where only two orbitals are distinct $|\vec{i}, \vec{i}, \vec{j}\rangle$ with $\vec{i} \neq \vec{j}$ is similar. The span is two dimensional with the eigenvalues $\{5, 1\}g_\beta/9$ and in general one excited state has a lifetime less than but not equal to that of the ground state.

Finally, it is conceivable that isospin symmetry may be broken in the constituent quark model. To reflect this, we can replace the flavor wave function part $2|ddu\rangle - |dud\rangle - |udd\rangle$ by just one of the permutations, say $|ddu\rangle$. This

has no effect on the ground state; however, the excited states would generally no longer be eigenstates of the total isospin operator \hat{I}^2 . For this case, the wave functions constructed from the six permutations of the spatial part $|\vec{i}, \vec{j}, \vec{k}\rangle$ are all linearly independent and the eigenvalues of the weak interaction Hamiltonian within this span are $\{5, 2, 2, -3, -3, -3\}g_\beta/9$. Again, only one eigenvalue agrees with the transition element of the ground state, the other 5 states all have longer lifetimes under β decay.

This model satisfies the condition that the lifetime under β decay of the proposed excited states is greater than the lifetime of the neutrons in the beam as stated in Eq. (7) if τ_γ is considerably greater than τ_{beam} . Taking, for instance, $|e^-, \uparrow\rangle_n$ of Eq. (17) as a possible excited neutron state ψ_e , the difference of the lifetimes $\Delta\tau = \tau_e - \tau_g$ under β decay is $16\tau_g/9$. Assuming no other long-lived excited states are involved, we can determine the initial conditions using Eq. (10). We find that relatively small abundances of ψ_e states reaching the beam experiment

$$\frac{n_e^-(0)}{n_n(0)} = \frac{\Delta\tau}{16\tau_g/9 - \Delta\tau} \approx 5.5 \times 10^{-3}, \quad (19)$$

are already sufficient to address the N λ P. In this model we assume the conservation of spin \vec{S} in the emission of a W^- boson. However, the conserved quantity is the total angular momentum, which consists of spin plus orbital angular momentum \vec{L}

$$\vec{J} = \vec{S} + \vec{L}. \quad (20)$$

Even in the constituent quark model we expect that spin and orbital angular momentum are not conserved individually, giving rise to transitions where spatial and spin quantum numbers are both changed by the β decay. This is not considered in the weak interaction Hamiltonian of Eq. (12). Spatial transitions in the weak interaction Hamiltonian, such as $|\vec{i}, \vec{j}, \vec{k}\rangle$ to $|\vec{i}', \vec{j}, \vec{k}\rangle$, certainly alter the sensitivity to permutations of the spatial wave functions. However, we still expect a greater sensitivity in the case where $(\vec{i}, \vec{j}, \vec{k})$ are all distinct rather than all equal, and consequently a smaller overlap between the final and initial excited states.

C. Electromagnetic transition

We finally need to show that the modeled excited states of the neutron may be sufficiently long lived to reach the beam experiment but not sufficiently long lived to reach the bottle experiment, i.e. that the inequality $t_{\text{beam}} \ll \tau_\gamma \ll t_{\text{bottle}}$ holds. We expect a long cascade of electromagnetic transitions between the neutron in an excited state ψ_e and its ground state ψ_g . Given the wide range of allowed lifetimes and the absence of a reliable model for the spatial wave functions, we will be satisfied with a rough estimate. We consider cascades of only electric dipole, only magnetic dipole, only electric quadrupole, or only magnetic quadrupole transitions, but no cascades with mixed transitions for simplicity.

The rate of electric dipole radiation from an initial state i to a final state f is

$$P_{|E,d} = \frac{\Delta E_\gamma}{\tau_{f,i}} = \frac{Z_0^2 \alpha \Delta E_\gamma^4}{12\pi c^2 \hbar^3} |\langle f | \vec{r} | i \rangle|^2, \quad (21)$$

where α is the fine structure constant, Z_0 is the fraction of an elementary charge carried by one quark and where we assume the same charge for all quarks for simplicity. From here on, we need an estimate of the transition matrix element $\langle f | \vec{r} | i \rangle$ and the transition energy ΔE_γ as functions of the quantum numbers. For the sake of a ballpark estimate, let us assume that the spatial states are products of solutions of the isotropic three dimensional harmonic oscillator

$$|\vec{i}, \vec{j}, \vec{k}\rangle = \phi_{\vec{i}}(\vec{r}_1) \phi_{\vec{j}}(\vec{r}_2) \phi_{\vec{k}}(\vec{r}_3), \quad (22)$$

with

$$\phi_{\vec{i}}(\vec{r}) = \left(\frac{m\omega}{\pi\hbar}\right)^{3/4} \prod_{l=1}^3 \frac{1}{\sqrt{2^{i_l} i_l!}} \exp\left[-\frac{m\omega r_l^2}{2\hbar}\right] H_{i_l}\left[\sqrt{\frac{m\omega}{\hbar}} r_l\right], \quad (23)$$

where H_i are the Hermite polynomials with i nodes. ω defines the strength of the effective confining potential and m the effective mass of a constituent quark, which we take to be a third of the neutron mass.

The quantum numbers $\vec{i}, \vec{j}, \vec{k}$ determine the number of nodes in the three cartesian directions of the three quarks, respectively. For the particular case of the harmonic oscillator, the energy levels are equidistant and the energy difference between two states $\Delta E_\gamma = \omega\hbar\Delta i$ depends only on the difference in the total number of nodes Δi .

The transition matrix elements are non-vanishing only if the total number of nodes differs exactly by one, say in the first coordinate of the first quark i_1 . For the wave functions of Eq. (22), the squared transition matrix elements evaluate to

$$|\langle (i_1 - 1, i_2, i_3), \vec{j}, \vec{k} | \vec{r} | i_1, i_2, i_3, \vec{j}, \vec{k} \rangle|^2 = \frac{\hbar}{2m\omega} i_1. \quad (24)$$

Inserting Eq. (24) into Eq. (21), one obtains the lifetime of the $i_1 \rightarrow i_1 - 1$ electric dipole transition

$$\tau_{i_1}|_{E,d} = \frac{2^3 3 \hbar m \pi}{Z_0^2 \alpha i_1 \Delta E_\gamma^2}. \quad (25)$$

with $\Delta E_\gamma = \omega \hbar$. Each electric dipole decay event thus lowers the number of nodes of a single quark in a single cartesian direction by one and emits radiation with the same energy ΔE_γ . The events are sequential so the lifetime of the entire decay cascade into the ground state is the sum of each of the transition lifetimes. The order of the electric dipole decay events plays no role for the sum.

Assuming that the nuclear production process provides the energy difference ΔE between the excited neutron state and its ground state and that this energy is equally distributed to the three quarks in three directions, we expect to find $I_{\max} = \Delta E / (9 \Delta E_\gamma)$ nodes initially in each coordinate of each quark. Thus, the total lifetime of the entire electric dipole decay cascade from production to the ground state is

$$\begin{aligned} \tau_\gamma|_{E,d} &= 9 \sum_{i=1}^{I_{\max}} \tau_{i_1}|_{E,d} \\ &\approx \frac{2^3 3^2 \pi \hbar m_n \log \left[1 + \frac{\Delta E}{9 \Delta E_\gamma} \right]}{\alpha Z_0^2 \Delta E_\gamma^2}, \end{aligned} \quad (26)$$

where the integer coefficient is rounded to decimal powers. We approximate electrical quadrupole transitions by two simultaneous single dipole transitions in different directions of the same quark. The total lifetime via electric quadrupole radiation only is found to be

$$\tau_\gamma|_{E,q} \approx \frac{2^6 3^2 5 \hbar m_n^2 \pi \Delta E}{\alpha \Delta E_\gamma^3 (9 \Delta E_\gamma + \Delta E)}. \quad (27)$$

The magnetic moments of the quarks are of the order of two times the nuclear magnetic moment $\mu_N \approx e \hbar / (2 m_n)$. For the magnetic quadrupole we used this magnetic moment, multiplied by the length scale retrieved from the dipole moment of Eq. (24). The total lifetimes under only magnetic dipole and only magnetic quadrupole transitions are respectively

$$\tau_\gamma|_{M,d} \approx \frac{3 c^4 \hbar m_n^2 \Delta E}{\alpha \Delta E_\gamma^4}, \quad (28)$$

$$\tau_\gamma|_{M,q} \approx \frac{3^7 5 c^6 \hbar m_n^3 \log \left[1 + \frac{\Delta E}{18 \Delta E_\gamma} \right]}{2 \alpha \Delta E_\gamma^4}. \quad (29)$$

The multipole radiation rates follow the typical hierarchy: electric dipole is faster than magnetic dipole radiation and electric quadrupole is faster than magnetic quadrupole radiation. Although normally suppressed by the fastest channel, we chose to include higher moments and magnetic radiation modes into the calculation, since electric dipole moments are strongly constrained for the ground state of the neutron [41]. Inverting the relations in Eqs. (26–29) allows us to plot the energy estimates ΔE_γ of the emitted photons as a function of the total lifetime τ_γ of the entire decay cascade into the ground state. This plot is shown in Fig. 3 using a total nuclear excitation energy of the order of $\Delta E \approx 1$ MeV.

IV. DISCUSSION

The above results must be discussed from various perspectives. Initially, let us address the most pressing question before delving into more model-specific aspects. The primary question is: “If excited states exist, why have they gone unnoticed in previous experiments?” Numerous experiments have explored various aspects of the free neutron and its decay. The most compelling evidence for our hypothesis would undoubtedly be the electromagnetic transition between an excited neutron and a neutron in the ground state. Therefore, our initial focus is on experiments that involve the measurement of direct photons and γ -rays.

A. Direct γ measurements

The most distinctive property of our hypothesis are the transitions from excited states towards the ground state, involving γ emission. There has been significant interest in exploring the γ background of neutron experiments. A particularly promising series of experiments has been dedicated to constraining the branching ratio of weak decay processes that involve the emission of a γ quantum.

$$n \rightarrow p^+ + e^- + \bar{\nu}_e + \gamma. \quad (30)$$

Such experiments have been performed with beams [42–46], testing for γ 's in the broad energy range between 0.4 keV and 800 keV. No evidence for a novel peak in the spectrum was found in this energy range, pushing the branching ratio below 10^{-4} . This seems to imply a strong constraint on our hypothesis. However, one has to keep in mind the emission of γ 's from excited neutrons is not correlated to the emission of the charged trigger particle (e^- or p^+). Thus, the corresponding events would not be recorded and these bounds of [42–46] can not be imposed directly. The necessity and method of subtracting the otherwise overwhelming background of uncorrelated γ 's is nicely explained in [44, 46]. There is also an experiment that used ultra cold stored neutrons searching for γ events, while not relying on a coincidence trigger [47]. This experiment explored the energy range between 600 keV and 1800 keV.

B. Mass-sensitive measurements

Apart from the γ searches, there is a plethora of experiments performed with free neutrons [48]. Each of these experiments has different observables O , which require individual detailed quantitative and theoretical analysis. However, since at this stage we are interested in orders of magnitude, a semi-quantitative estimate is sufficient for now: Any observable $O(m_n)$ of free neutrons is a function of the neutron mass.

An important fact that should be mentioned in the context of the neutron mass is that the neutron mass is measured to extreme precision (± 2 eV) [38]. However, this measurement involves deuterium as baryonic bound state [49]. For this reason we formulated the hypothesis f), that in the strongly interacting environment of the baryon, the relatively weak excitation of the free neutron can not be formed. Thus, the excited states of the neutron should also not show up in mass measurements that involve baryonic bound states.

In the experiments that involve free neutrons, the m_n -dependence can be typically factored out with some power P

$$O(m_n) = O_0 m_n^P. \quad (31)$$

Here, O_0 is the leftover of the observable, after factorizing the m_n^P dependence. If an excited neutron state with a slightly higher mass $m'_n = m_n + \Delta E/c^2$ existed, it would induce a shift in the observable ΔO . The induced relative shift in the observable is then

$$\frac{\Delta O}{O} = P \frac{\Delta E}{m_n c^2}. \quad (32)$$

If this relative shift would be larger than the relative error \mathcal{E} of the experiment, the excited states would have been observed. Thus, imposing $\mathcal{E} > \frac{\Delta O}{O}$ one can deduce an upper bound on the excitation energy

$$\Delta E < m_n c^2 \frac{\mathcal{E}}{P}, \quad (33)$$

inflicted by such an observable. Since the power P only involves changes of order one, the potential of an experiment to constraint ΔE is dominated by the relative experimental precision \mathcal{E} . This observation is a belated justification for the simplified factorization Eq. (31). The condition Eq. (33) can be applied to different types of experiments:

- Weakly bound wave functions

If the motion of a free neutron is constrained by macroscopic boundary conditions and external potentials, its low energy quantum-mechanical wave function is governed by the Schrödinger or the Pauli equation. The kinetic term of these equations contains the mass m_n and thus, any observable such as quantum mechanical energy levels or transition rates between states will depend on this mass. For example, in the Q-bounce experiment the mass dependence of the measured energy levels comes with the power $P = 1/3$ and the typical relative precision that can be reached is of the order of $\mathcal{E} = 10^{-5}$ [50, 51]. Thus, according to Eq. (33), these experiments constrain the ΔE energies to

$$\Delta E_{WB} < 3 \times 10^4 \text{ eV}. \quad (34)$$

- Interference

The evolution of the free neutron wave function can produce interference effects, analogous to the double-slit experiment [52–54]. In such experiments, the phase of the wave function is proportional to the neutron mass and thus, $P = 1$. A typical relative precision that can be reached is of the order of 3×10^{-3} [52]. Thus, according to Eq. (33), such interference experiments constrain the energies ΔE to

$$\Delta E_{IE} < 3 \times 10^6 \text{ eV}. \quad (35)$$

- Kinematic structure

Exploring the kinematic structure, the neutron decay can further reveal fundamental properties of the standard model of particle physics [50]. In the corresponding differential cross sections the dominant m_n dependence is quadratic, which implies $P = 2$. The relative theoretical uncertainty is of the order of 10^{-4} [50]. Thus, current precision experiments on the kinematic phase space of the neutron decay constrain the energies ΔE to

$$\Delta E_{KS} < 5 \times 10^4 \text{ eV}. \quad (36)$$

With these estimates for ΔE at hand, we still have to remember that there are actually two possible causes that could explain why these experiments did not see excited neutron states in their measurements. First, the excitation energy lies below the mass sensitivity of these experiments as indicated by Eq. (33). Second, the experiments are performed at times t larger than τ_γ . The quantities ΔE_γ and τ_γ form a two dimensional phenomenological parameter space. To exemplify the regions not disallowed by existing experiments, we plot the electromagnetic energy versus the timescale τ_γ in the schematic Fig. 3. Even though, this figure is not to be understood as a strict exclusion plot, it

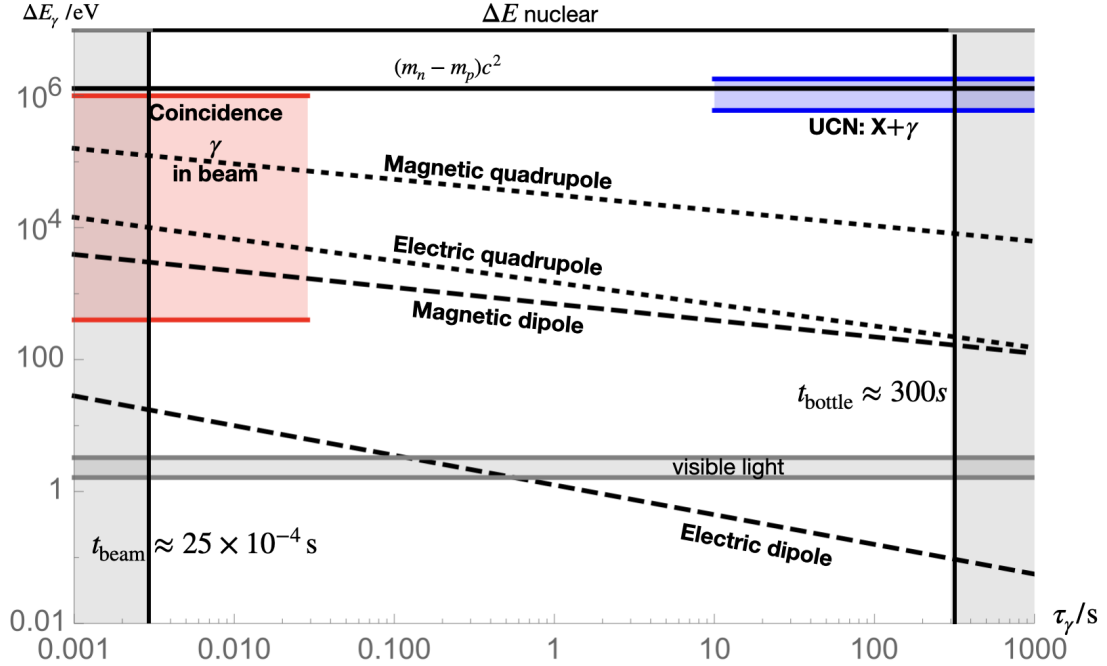


FIG. 3: Electromagnetic radiation energy ΔE_γ versus total electromagnetic decay times τ_γ of a proposed excited neutron state into the ground state. For a harmonic-oscillator-like effective confining potential the frequency of the emitted photons during the decay cascade is a function of the total decay time. The dashed and dotted lines show this relation for dipole and quadrupole radiation, respectively. The black horizontal lines from top to bottom correspond to: typical energies available in nuclear fission processes, the mass difference between neutron and proton, and the spectrum of visible light. The red region is excluded by the overlap of γ searches for in beam experiments [42–46], while the blue region is excluded by the γ search in the bottle experiment [47]. White regions are not excluded by the listed observations. The vertical gray regions on the left and the right are excluded in the sense that they contradict our hypothesis. The visible light region is not strictly excluded but questionable, since it is implausible that excited neutrons emitting visible light would have gone unnoticed.

provides us a very good intuition of the allowed and tested time and energy scales. We labeled this region as “allowed”. For comparison, we also plotted the energies that can be expected from our toy model. Interestingly there is a large overlap between the allowed region and the region preferred by our toy model.

C. Analogies

The characteristics of an excited state that has a longer lifetime than the ground state, as proposed here for the free neutron, is quite unusual. Nevertheless there are some cases with this characteristics known in nuclear physics. Interestingly, nuclear isomers become metastable, if the spin structure between excited and ground state is largely different. For example, certain nuclear isomers, such as ^{180m}Ta are stable in contrast to their ground state [55]. Also only recently, other isomers with only tiny excitation energy have been discovered [56].

Another analogy in nuclear physics can be found in the magnetic dipole interactions of currents within atomic nuclei. In these nuclei magnetic dipoles and exchange currents are responsible for the existence of excited states of otherwise degenerate states with the same nuclear mass [57]. In this context we also want to mention the resonance that was found in polarized neutron–proton scattering [58].

D. How to test the hypothesis?

The hypothesis of excited states in the context of the N λ P can be tested directly. Such tests would involve designing experiments or observations aimed at detecting the predicted characteristics of these states. Here are several potential approaches to test the hypothesis directly:

- (i) Perform a beam experiment at later time, which means constructing longer beam pipes with length L . Check whether the deduced decay time depends on L . This narrows the window between $t_{\text{beam}} = L/v_n$ and t_{bottle} from below.
- (ii) Repeat a bottle experiment at earlier times t_{bottle} . Check whether the deduced decay time depends on t_{bottle} . This narrows the window from above. For our toy model, the region between the dashed lines in Fig. 3 favours a relatively large values for τ_γ , which increases the chances of such an approach.
- (iii) Search for electromagnetic signatures of the transition between ψ_e and ψ_g along beam pipes, UCN cooling facilities, or before filling UCN bottle containers [44, 46, 47]. For example, correlations between γ backgrounds from neutron beams have been measured and compared to simulations to a few percent level [59]. Such backgrounds will be of crucial importance. If for instance $\tau_\gamma \approx t_{\text{beam}}$ then the signature will have to compete with the background of reactor photons. Instead, if $\tau_\gamma \approx t_{\text{bottle}}$, the signal will have to compete with the background generated by secondary reactions of the actual weak decays.
- (iv) Recalculate the angular distributions of the neutron decay products and compare to the nucleon decay parameters measured e.g. in [22, 60].
- (v) Try to re-populate the excited states with fine-tuned external radiation.
- (vi) Use time-modulated external radiation to deflect neutrons from a beam and search for a time modulation in the posterior beam flux.

Apart from these tests, one can also look for indirect signatures in all sorts of precision experiments with free neutrons, as long as these experiments are performed at $t < t_{\text{bottle}}$. Other neutron rich environments such as the early universe during Big Bang Nucleosynthesis, or neutron stars, are probably insensitive to the excited states due to the immense red shift of the former and the huge gravitational binding energy of the latter.

One interesting test opportunity we want to mention, is the systematic 3.9σ energy shift observed in the Q-Bounce experiment [51]. Since the energies in Q-Bounce depend on the neutron mass, this relative shift of $\approx 10^{-3}$ could be associated to a mass shift due to excited states.

V. CONCLUSION

In this paper we revisited the neutron lifetime puzzle, assuming that both mutual contradicting experimental results are correct. Our exploration has led us to propose a novel perspective on the N λ P. The discrepancy could be explained by the existence of excited states meeting the conditions (a–f) from Section II. We then presented a consistent three-quark toy model respecting isospin and spin symmetry. This model satisfies the most important conditions a)–d) quite naturally.

It is crucial to note that our presented toy model is intended to serve as a starting point for further exploration rather than a definitive explanation. Our primary goal is to emphasize the possibility that the N λ P may suggest the presence

of excited states with the outlined characteristics. While a substantial portion of our effort went into constructing and discussing a specific model, we encourage further investigations and alternative approaches to validate and refine our proposed hypothesis of excited states.

In essence, this study opens a pathway for future research to delve deeper into the nature of neutron decay and the potential existence of excited states, providing valuable insights that could contribute to resolving the Neutron Lifetime Puzzle.

Data Availability

The python program to identify the eigenvalues and the neutron and proton eigenstates of the employed weak interaction model Hamiltonian is freely available and can be downloaded from <https://gitlab.cc4s.org/bumblebee/weak-decay-model-hamiltonian.git>.

Acknowledgements

B.K. was funded in part by the Austrian Science Fund (FWF) [P 31702-N27] and [P 33279-N]. We thank H. Abele and M. Loewe for detailed comments and we want to thank A. Santoni, A. Serebrov, and F. Wietfeldt for discussions. We also gratefully acknowledge H. Skarke for pointing out a mistake with the wave function symmetrization in the previous version of the manuscript.

-
- [1] R. L. Workman *et al.* [Particle Data Group], PTEP **2022** (2022), 083C01 doi:10.1093/ptep/ptac097
 - [2] W. Heisenberg, Z. Phys. **77** (1932), 1-11 doi:10.1007/BF01342433
 - [3] E. Wigner, Phys. Rev. **51** (1937), 106-119 doi:10.1103/PhysRev.51.106
 - [4] W. Greiner, B. Mueller, *Gauge Theory of Weak Interactions* (Springer-Verlag, Berlin, Heidelberg 2009), doi:10.1007/978-3-540-87843-8.
 - [5] M. Lavelle and D. McMullan, Phys. Rept. **279** (1997), 1-65 doi:10.1016/S0370-1573(96)00019-1 [arXiv:hep-ph/9509344 [hep-ph]].
 - [6] G. Eichmann, H. Sanchis-Alepuz, R. Williams, R. Alkofer and C. S. Fischer, Prog. Part. Nucl. Phys. **91** (2016), 1-100 doi:10.1016/j.ppnp.2016.07.001 [arXiv:1606.09602 [hep-ph]].
 - [7] A. Deur, S. J. Brodsky and G. F. De Téramond, doi:10.1088/1361-6633/ab0b8f [arXiv:1807.05250 [hep-ph]].
 - [8] G. Veneziano, Mod. Phys. Lett. A **4** (1989), 1605 doi:10.1142/S0217732389001830
 - [9] M. Anselmino, B. L. Ioffe and E. Leader, Sov. J. Nucl. Phys. **49** (1989), 136 NSF-ITP-88-94.
 - [10] G. C. Nayak, JHEP **03** (2018), 101 doi:10.1007/JHEP03(2018)101 [arXiv:1802.02864 [hep-ph]].
 - [11] C. E. Carlson, Prog. Part. Nucl. Phys. **82** (2015), 59-77 doi:10.1016/j.ppnp.2015.01.002 [arXiv:1502.05314 [hep-ph]].
 - [12] D. F. Geesaman, K. Saito and A. W. Thomas, Ann. Rev. Nucl. Part. Sci. **45** (1995), 337-390 doi:10.1146/annurev.ns.45.120195.002005
 - [13] B. Koch, Nucl. Phys. A **999** (2020), 121736 doi:10.1016/j.nuclphysa.2020.121736 [arXiv:1906.08276 [nucl-th]].
 - [14] S. Paul, Nucl. Instrum. Meth. A **611** (2009), 157-166 doi:10.1016/j.nima.2009.07.095 [arXiv:0902.0169 [hep-ex]].
 - [15] A. P. Serebrov and A. K. Fomin, Phys. Procedia **17** (2011), 199-205 doi:10.1016/j.phpro.2011.06.037 [arXiv:1104.4238 [nucl-ex]].
 - [16] F. E. Wietfeldt and G. L. Greene, Rev. Mod. Phys. **83** (2011) no.4, 1173-1192 doi:10.1103/RevModPhys.83.1173
 - [17] V. F. Ezhov, A. Z. Andreev, G. Ban, B. A. Bazarov, P. Geltenbort, A. G. Glushkov, V. A. Knyazkov, N. A. Kovrizhnykh, G. B. Krygin and O. Naviliat-Cuncic, *et al.* JETP Lett. **107** (2018) no.11, 671-675 doi:10.1134/S0021364018110024 [arXiv:1412.7434 [nucl-ex]].
 - [18] R. W. Pattie, Jr., N. B. Callahan, C. Cude-Woods, E. R. Adamek, L. J. Broussard, S. M. Clayton, S. A. Currie, E. B. Dees, X. Ding and E. M. Engel, *et al.* Science **360** (2018) no.6389, 627-632 doi:10.1126/science.aan8895 [arXiv:1707.01817 [nucl-ex]].
 - [19] A. P. Serebrov, E. A. Kolomensky, A. K. Fomin, I. A. Krasnoschekova, A. V. Vassiljev, D. M. Prudnikov, I. V. Shoka, A. V. Chechkin, M. E. Chaikovskiy and V. E. Varlamov, *et al.* KnE Energ. Phys. **3** (2018), 121-128 doi:10.18502/ken.v3i1.1733
 - [20] F. M. Gonzalez *et al.* [UCN τ], Phys. Rev. Lett. **127** (2021) no.16, 162501 doi:10.1103/PhysRevLett.127.162501 [arXiv:2106.10375 [nucl-ex]].
 - [21] K. Hirota, G. Ichikawa, T. Ino, Y. Iwashita, M. Kitaguchi, J. Koga, K. Mishima, T. Mogi, K. Morikawa and A. Morishita, *et al.* PTEP **2020** (2020) no.12, 123C02 doi:10.1093/ptep/ptaa169 [arXiv:2007.11293 [hep-ex]].
 - [22] M. Klopff, E. Jericha, B. Märkisch, H. Saul, T. Soldner and H. Abele, Phys. Rev. Lett. **122** (2019) no.22, 222503 doi:10.1103/PhysRevLett.122.222503 [arXiv:1905.01912 [hep-ex]].

- [23] D. Dubbers, H. Saul, B. Märkisch, T. Soldner and H. Abele, Phys. Lett. B **791** (2019), 6-10 doi:10.1016/j.physletb.2019.02.013 [arXiv:1812.00626 [nucl-ex]].
- [24] S. Baekler *et al.* [aSPECT], Eur. Phys. J. A **38** (2008) no.1, 17-26 doi:10.1140/epja/i2008-10660-0
- [25] B. Fornal, Universe **9** (2023) no.10, 449 doi:10.3390/universe9100449 [arXiv:2306.11349 [hep-ph]].
- [26] Z. Berezhiani, Eur. Phys. J. C **79** (2019) no.6, 484 doi:10.1140/epjc/s10052-019-6995-x [arXiv:1807.07906 [hep-ph]].
- [27] Z. Berezhiani and A. Vainshtein, Phys. Lett. B **788** (2019), 58-64 doi:10.1016/j.physletb.2018.11.014 [arXiv:1809.00997 [hep-ph]].
- [28] W. Tan, Universe **9** (2023) no.4, 180 doi:10.3390/universe9040180 [arXiv:2302.07805 [nucl-ex]].
- [29] I. Altarev, C. A. Baker, G. Ban, K. Bodek, M. Daum, P. Fierlinger, P. Geltenbort, K. Green, M. G. D. van der Grinten and E. Gutmiedl, *et al.* Phys. Rev. D **80** (2009), 032003 doi:10.1103/PhysRevD.80.032003 [arXiv:0905.4208 [nucl-ex]].
- [30] L. J. Broussard, J. L. Barrow, L. DeBeer-Schmitt, T. Dennis, M. R. Fitzsimmons, M. J. Frost, C. E. Gilbert, F. M. Gonzalez, L. Heilbronn and E. B. Iverson, *et al.* Phys. Rev. Lett. **128** (2022) no.21, 212503 doi:10.1103/PhysRevLett.128.212503 [arXiv:2111.05543 [nucl-ex]].
- [31] F. Giacosa and G. Pagliara, Phys. Rev. D **101** (2020) no.5, 056003 doi:10.1103/PhysRevD.101.056003 [arXiv:1906.10024 [hep-ph]].
- [32] G. Dvali, M. Ettengruber and A. Stuhlfauth, Phys. Rev. D **109** (2024) no.5, 055046 doi:10.1103/PhysRevD.109.055046 [arXiv:2312.13278 [hep-ph]].
- [33] B. Belfatto, R. Beradze and Z. Berezhiani, Eur. Phys. J. C **80** (2020) no.2, 149 doi:10.1140/epjc/s10052-020-7691-6 [arXiv:1906.02714 [hep-ph]].
- [34] D. Barducci, M. Fabbrichesi and E. Gabrielli, Phys. Rev. D **98** (2018) no.3, 035049 doi:10.1103/PhysRevD.98.035049 [arXiv:1806.05678 [hep-ph]].
- [35] A. P. Serebrov, M. E. Chaikovskii, G. N. Klyushnikov, O. M. Zherebtsov and A. V. Chechkin, Phys. Rev. D **103** (2021) no.7, 074010 doi:10.1103/PhysRevD.103.074010 [arXiv:2011.13272 [nucl-ex]].
- [36] F. E. Wietfeldt, R. Biswas, J. Caylor, B. Crawford, M. S. Dewey, N. Fomin, G. L. Greene, C. C. Haddock, S. F. Hoogerheide and H. P. Mumm, *et al.* Phys. Rev. D **107** (2023) no.11, 118501 doi:10.1103/PhysRevD.107.118501
- [37] M. Y. Han and Y. Nambu, Phys. Rev. **139** (1965), B1006-B1010 doi:10.1103/PhysRev.139.B1006
- [38] P. A. Zyla *et al.* [Particle Data Group], PTEP **2020** (2020) no.8, 083C01 doi:10.1093/ptep/ptaa104
- [39] S. Weinberg, Phys. Rev. **112** (1958), 1375-1379 doi:10.1103/PhysRev.112.1375
- [40] J. Byrne, "An overview of neutron decay," International Workshop on Quark Mixing, CKM Unitarity, 15-25, www.physi.uni-heidelberg.de/Publications/ckm_byrne.pdf
- [41] C. Abel, S. Afach, N. J. Ayres, C. A. Baker, G. Ban, G. Bison, K. Bodek, V. Bondar, M. Burghoff and E. Chandel, *et al.* Phys. Rev. Lett. **124** (2020) no.8, 081803 doi:10.1103/PhysRevLett.124.081803 [arXiv:2001.11966 [hep-ex]].
- [42] M. Beck, JETP Lett. **76** (2002), 332 doi:10.1134/1.1525031
- [43] J. S. Nico, M. S. Dewey, T. R. Gentile, H. P. Mumm, A. K. Thompson, B. M. Fisher, I. Kremsky, F. E. Wietfeldt, T. E. Chupp and R. L. Cooper, *et al.* Nature **444** (2006), 1059-1062 doi:10.1038/nature05390
- [44] R. L. Cooper, T. E. Chupp, M. S. Dewey, T. R. Gentile, H. P. Mumm, J. S. Nico, A. K. Thompson, B. M. Fisher, I. Kremsky and F. E. Wietfeldt, *et al.* Phys. Rev. C **81** (2010), 035503 doi:10.1103/PhysRevC.81.035503
- [45] R. L. Cooper, R. Alarcon, M. J. Bales, C. D. Bass, E. J. Beise, H. Breuer, J. Byrne, T. E. Chupp, K. J. Coakley and M. S. Dewey, *et al.* Nucl. Instrum. Meth. A **691** (2012), 64-71 doi:10.1016/j.nima.2012.06.018 [arXiv:1207.4505 [physics.ins-det]].
- [46] M. J. Bales *et al.* [RDK II], Phys. Rev. Lett. **116** (2016) no.24, 242501 doi:10.1103/PhysRevLett.116.242501 [arXiv:1603.00243 [nucl-ex]].
- [47] Z. Tang, M. Blatnik, L. J. Broussard, J. H. Choi, S. M. Clayton, C. Cude-Woods, S. Currie, D. E. Fellers, E. M. Fries and P. Geltenbort, *et al.* Phys. Rev. Lett. **121** (2018) no.2, 022505 doi:10.1103/PhysRevLett.121.022505 [arXiv:1802.01595 [nucl-ex]].
- [48] D. Dubbers and B. Märkisch, Ann. Rev. Nucl. Part. Sci. **71** (2021), 139-163 doi:10.1146/annurev-nucl-102419-043156 [arXiv:2106.02345 [nucl-ex]].
- [49] E. G. Kessler, Jr., Phys. Lett. A **255** (1999), 221 doi:10.1016/S0375-9601(99)00078-X
- [50] V. V. Nesvizhevsky, H. G. Börner, A. M. Gagarski, A. K. Petoukhov, G. A. Petrov, H. Abele, S. Baessler, G. Divkovic, F. J. Ruess and T. Stoferle, *et al.* Phys. Rev. D **67** (2003), 102002 doi:10.1103/PhysRevD.67.102002 [arXiv:hep-ph/0306198 [hep-ph]].
- [51] J. Bosina, H. Filter, J. Micko, T. Jenke, M. Pitschmann, S. Roccia, R. I. P. Sedmik and H. Abele, [arXiv:2301.05984 [hep-ex]].
- [52] H. Bartosik, J. Klepp, C. Schmitzer, S. Sponar, A. Cabello, H. Rauch and Y. Hasegawa, Phys. Rev. Lett. **103** (2009), 040403 doi:10.1103/PhysRevLett.103.040403
- [53] A. Cabello, S. Filipp, H. Rauch and Y. Hasegawa, Phys. Rev. Lett. **100** (2008), 130404 doi:10.1103/PhysRevLett.100.130404 [arXiv:0804.1450 [quant-ph]].
- [54] G. Badurek, H. Rauch, A. Zeilinger, W. Bauspiess and U. Bonse, Phys. Rev. D **14** (1976), 1177-1181 doi:10.1103/PhysRevD.14.1177
- [55] B. Lehnert, M. Hult, G. Lutter and K. Zuber, Phys. Rev. C **95** (2017) no.4, 044306 doi:10.1103/PhysRevC.95.044306 [arXiv:1609.03725 [nucl-ex]].
- [56] T. Sikorsky, J. Geist, D. Hengstler, S. Kempf, L. Gastaldo, C. Enss, C. Mokry, J. Runke, C. E. Düllmann and P. WoBRAUSCHEK, *et al.* Phys. Rev. Lett. **125** (2020) no.14, 142503 doi:10.1103/PhysRevLett.125.142503 [arXiv:2005.13340 [nucl-ex]].

- [57] K. Heyde, P. von Neumann-Cosel and A. Richter, Rev. Mod. Phys. **82** (2010), 2365-2419 doi:10.1103/RevModPhys.82.2365 [arXiv:1004.3429 [nucl-ex]].
- [58] P. Adlarson *et al.* [WASA-at-COSY], Phys. Rev. Lett. **112** (2014) no.20, 202301 doi:10.1103/PhysRevLett.112.202301 [arXiv:1402.6844 [nucl-ex]].
- [59] Qiang Li *et. al* Nuclear Instruments and Methods in Physics Research Section A: **980** (2020) 164506 doi:10.1016/j.nima.2020.164506 .
- [60] J. Reich, H. Abele, M. A. Hoffmann, S. Baessler, P. von Bulow, D. Dubbers, U. Peschke, V. Nesvizhevsky and O. Zimmer, Nucl. Instrum. Meth. A **440** (2000), 535-538 doi:10.1016/S0168-9002(99)01032-3