

Super-dephasing in Collective Atom-Atom Interactions Mediated by Near-Field Electromagnetic Fluctuations

Wenbo Sun,¹ Adrian E. Rubio López,¹ and Zubin Jacob^{1,*}

¹*Elmore Family School of Electrical and Computer Engineering,
Birck Nanotechnology Center, Purdue University, West Lafayette, Indiana 47907, USA*

(Dated: September 18, 2024)

Pure dephasing and spontaneous emission are two non-unitary processes of atoms or spins interacting with fluctuating electromagnetic (EM) modes. The dissipative collective emission processes (e.g., superradiance) originate from interactions with EM modes in resonance with atoms and have received considerable attention. Meanwhile, the analogous non-dissipative collective dephasing phenomena mediated by EM environments remain poorly understood. Here, we introduce the nano-EM super-dephasing phenomenon arising in the photonic environments near materials. We show that collective dephasing in this nano-EM environment is enhanced by over 10 orders of magnitude compared to free space or cavities. This giant enhancement originates from long-range correlations in off-resonant, low-frequency evanescent EM fluctuations, which lead to collectively accelerated (super-) or suppressed (sub-) dephasing in many-body entangled states. We further unravel that nano-EM collective dephasing exhibits universal interaction ranges near materials with different anisotropy that can be reciprocal or non-reciprocal. This nano-EM interaction range, which is not present in free-space and cavities, leads to unique scaling laws of super-dephasing in GHZ states different from the conventional N^2 scaling of superradiance. Finally, we discuss how to experimentally isolate and control super-dephasing to open interesting frontiers for scalable quantum systems.

Introduction.—Pure dephasing and spontaneous emission are two paradigms of non-unitary processes in interactions between light and atoms or spins. While spontaneous emission involves photon radiation and energy decay, pure dephasing refers to the loss of phase coherence without energy dissipation and is the main obstacle in current quantum information technologies. Recent interest has focused on collective effects in interactions between light and ensembles of atoms or spins sharing the same fluctuating electromagnetic (EM) modes [1–3]. Multiple recent works have focused on collective spontaneous emission, which leads to superradiance effects, in ensembles of different sizes and dimensions in free-space, cavities, waveguides, and photonic crystals [4–15]. However, for the other paradigm of non-unitary evolutions, collective effects in pure dephasing due to coupling with the EM/photonic environment are much less understood despite their importance in multiqubit decoherence [16–22], quantum error correction [23, 24], and quantum metrology [25, 26].

Superradiance originates from collective interactions between fluctuating EM modes and two-level systems (TLSs) in resonance [4]. In conventional photonic environments, such as free-space, cavities, and photonic crystals, these resonant interactions can be made dominant by the enhancement/interference of propagating modes. In contrast, dephasing usually arises from broadband off-resonant, low-frequency (\leq MHz) environmental fluctuations. Here, we explore a unique regime for collective light-matter interactions which can arise in the near-field of material slabs, where fluctuations of low-frequency (\leq MHz) EM modes are enhanced by over 20 orders of magnitude due to low-frequency evanescent

interface mode contributions. This giant enhancement causes off-resonant collective interactions between quantum ensembles and low-frequency fluctuating EM modes to become dominant.

In this Letter, we introduce the EM-mediated super-dephasing phenomenon that emerges in this unique regime of nano-EM interactions fundamentally different from resonant cavity and photonic crystal effects. We find that nano-EM collective dephasing is enhanced by over 10 orders of magnitude compared to free-space or macroscopic cavity effects. This giant enhancement originates from the dominance of long-range correlated low-frequency evanescent EM fluctuations in the nano-EM environment. Distinct from superradiance, which accelerates energy emission and generates entanglement [5], nano-EM super-dephasing accelerates disentanglement without energy dissipation. Additionally, since nano-EM super-dephasing is related to many-body collective interactions with low-frequency EM fluctuations, it can exhibit behaviors distinct from other collective quantum phenomena in nanophotonic environments, including resonant dipole-dipole interactions (RDDI) [27–29], Casimir-Polder frequency shifts [30–34], and collective emission [35–38], which hinge on high (resonant) frequency fluctuations.

We prove that nano-EM collective dephasing exhibits universal (long-range) power law dependence $D^{-\beta}$ on the interatom distance D near materials with different anisotropy that can be reciprocal or non-reciprocal. This universal nano-EM interaction range is not found in free-space, cavity, and waveguide quantum electrodynamics (QED) platforms (see Fig. S1 in [39]), and is independent of EM modes' wavelengths, which is in stark contrast

to superradiance effects. We further demonstrate that, due to the unique interaction range, nano-EM superdephasing can exhibit unique scaling laws in entangled states, e.g., Greenberger–Horne–Zeilinger (GHZ) states, beyond the conventional N^2 scaling of superradiance in subwavelength ensembles.

Model.—We consider a magnetic TLSs ensemble interacting with fluctuating EM fields in the nano-EM environment near material slabs, as shown in Fig. 1(a). We focus on the interactions $\hat{H}_{int} = -\sum_i \mathbf{m}_i \hat{\sigma}_i^z \cdot \hat{\mathbf{B}}^{\text{fl}}(\mathbf{r}_i)$ between TLSs and the longitudinal magnetic fluctuations that induce pure dephasing effects in photonic environments. $\mathbf{m}_i, \mathbf{r}_i, \hat{\sigma}_i^z$ are the spin magnetic moment, position, and Pauli-z operator of the TLSs. $\hat{\mathbf{B}}^{\text{fl}}(\mathbf{r}_i) = \int d\omega \hat{\mathbf{B}}^{\text{fl}}(\mathbf{r}_i, \omega) + h.c.$ is the fluctuating magnetic field operator at \mathbf{r}_i following macroscopic QED quantization [40]. $\hat{\mathbf{B}}^{\text{fl}}(\mathbf{r}_i, \omega)$ is proportional to the magnetic dyadic Green's function $\overleftrightarrow{\mathbf{G}}_m(\omega) = \overleftrightarrow{\mathbf{G}}_m^0(\omega) + \overleftrightarrow{\mathbf{G}}_m^r(\omega)$. $\overleftrightarrow{\mathbf{G}}_m^0$ represents the free-space and the substrate contributions. $\overleftrightarrow{\mathbf{G}}_m^r$ is the reflected component determined by material slabs.

Through the time-convolutionless projection operator technique [41], we can find a time-local master equation from \hat{H}_{int} that governs the collective dephasing dynamics in the nano-EM environment (see Sec. S1 in [39]):

$$\begin{aligned} \frac{d\rho}{dt} = & -i[\hat{H}_d, \rho] + \sum_i \frac{1}{2} \frac{d\Phi_s(\mathbf{r}_i, t)}{dt} [\hat{\sigma}_i^z \rho \hat{\sigma}_i^z - \rho] + \\ & \sum_{i \neq j} \frac{1}{2} \frac{d\Phi_c(\mathbf{r}_i, \mathbf{r}_j, t)}{dt} \left[\hat{\sigma}_i^z \rho \hat{\sigma}_j^z - \frac{1}{2} \hat{\sigma}_i^z \hat{\sigma}_j^z \rho - \frac{1}{2} \rho \hat{\sigma}_i^z \hat{\sigma}_j^z \right], \end{aligned} \quad (1)$$

where ρ is the density matrix of the magnetic TLSs and \hat{H}_d is the dipolar interaction Hamiltonian governing the unitary processes. $\Phi_s(\mathbf{r}_i, t)$ and $\Phi_c(\mathbf{r}_i, \mathbf{r}_j, t)$ are the individual and *pairwise* collective dephasing functions that govern the time evolutions of dephasing processes. The second and third terms describe the individual and collective dephasing processes induced by EM fluctuations in the nano-EM environment, respectively. We focus on the dephasing processes since they are the dominant sources of decoherence and delay discussions of unitary processes to [39]. Through the constructive or destructive interference of the individual and collective dephasing, the TLSs can undergo accelerated (super-) or suppressed (sub-) dephasing depending on their initial states. Our results for $\Phi_c(\mathbf{r}_i, \mathbf{r}_j, t)$ in Eq. (1) are [39]:

$$\begin{aligned} \Phi_c(\mathbf{r}_i, \mathbf{r}_j, t) = & \int_0^{\omega_c} d\omega F(\omega, t) J_c(\mathbf{r}_i, \mathbf{r}_j, \omega), \quad (2) \\ J_c(\omega) = & \frac{2\mu_0\omega^2}{\hbar\pi c^2} \coth \frac{\hbar\omega}{2k_B T} \left[\mathbf{m}_i \cdot \text{Im}[\overleftrightarrow{\mathbf{G}}_m(\mathbf{r}_i, \mathbf{r}_j, \omega)] \right. \\ & \left. + \overleftrightarrow{\mathbf{G}}_m^{\text{T}}(\mathbf{r}_j, \mathbf{r}_i, \omega) \cdot \mathbf{m}_j \right], \end{aligned} \quad (3)$$

and $\Phi_s(\mathbf{r}_i, t) = \Phi_c(\mathbf{r}_i, \mathbf{r}_j, t)|_{\mathbf{r}_j \rightarrow \mathbf{r}_i}$. The symmetric formalism $\Phi_c(\mathbf{r}_i, \mathbf{r}_j) = \Phi_c(\mathbf{r}_j, \mathbf{r}_i)$ ensures the Hermiticity of

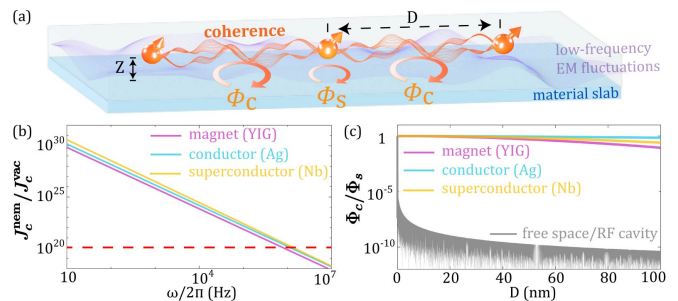


FIG. 1. (a) Sketch of the magnetic TLSs ensemble interacting with off-resonant, low-frequency EM fluctuations near material slabs. TLSs are separated by interatom distance D at distance z from material slabs. (b) The low-frequency EM fluctuation correlations $J_c(\omega)$ are enhanced by over 20 orders of magnitude near magnets (e.g., yttrium iron garnet, YIG) and conductors (e.g., silver, niobium) compared to free space ($J_c^{\text{nem}}/J_c^{\text{vac}} > 10^{20}$). (c) Collective dephasing $|\Phi_c/\Phi_s|$ is enhanced by over 10 orders of magnitude in nano-EM environments compared to free space and RF cavities. We consider TLSs perpendicular to the material slab and take $D = z = 50$ nm in (b) and $z = 50$ nm in (c). Details of material parameters are provided in [39].

Eq. (1) in arbitrary photonic environments, which can be reciprocal or non-reciprocal. Here, $\coth(\hbar\omega/2k_B T)$ incorporates thermal fluctuation effects at temperature T , and $\overleftrightarrow{\mathbf{G}}_m^{\text{T}}$ is the transpose of $\overleftrightarrow{\mathbf{G}}_m$. Similar to Lamb shift calculations [42], we introduce a cutoff frequency $\omega_c \approx mc^2/\hbar$ to avoid the ultraviolet divergence in Eq. (2) due to the free-space contributions $\overleftrightarrow{\mathbf{G}}_m^0$. $F(\omega, t) = (1 - \cos\omega t)/\omega^2$ serves as a frequency filter function usually centered around MHz frequencies. Different from collective emission induced by EM fluctuations at atom resonance frequencies [4], collective dephasing is determined by the frequency integral of off-resonant EM fluctuation correlations (continuum of low-frequency EM modes).

We now compare collective dephasing in different photonic environments. We focus on the ratio Φ_c/Φ_s , which determines whether the dephasing processes in EM environments are dominated by individual ($|\Phi_c/\Phi_s| \ll 1$) or collective ($|\Phi_c/\Phi_s| \sim 1$) dephasing. Unlike collective emission arising in various QED platforms (e.g., free-space), we find that EM-fluctuation-induced collective dephasing is dominant only in the nano-EM environment near material slabs or meta-surfaces [39]. As shown in Fig. 1(b), at low frequencies $\omega < 1$ MHz, the EM fluctuation correlations $J_c(\omega)$ in the nano-EM environment near magnets and conductors are ubiquitously broadband-enhanced over 20 orders of magnitude compared to free-space ($J_c^{\text{nem}}/J_c^{\text{vac}} > 10^{20}$) [39]. This giant enhancement leads to distinct behaviors of the integral in Eq. (2). In free-space and RF cavities, Eq. (2) is dominated by contributions from the high-frequency components $J_c(\omega \sim \omega_c)$ that have short-range correlations. As shown in Fig. 1(c), $|\Phi_c^{\text{vac}}/\Phi_s^{\text{vac}}| < 10^{-10}$ rapidly oscillates

TABLE I. Universal power-law dependence of nano-EM collective dephasing $|\Phi_c/\Phi_s| \sim D^{-\beta}$ near different material classes.

Material class	Leading term in $r_{ss}(q \gg k_0)$ Eq. (4)	Power law β
Isotropic, scalar μ and ε	$f_0(\theta) = \frac{\mu-1}{\mu+1}$, $f_2(\theta) = \frac{\varepsilon-1}{4}$ (non-magnetic)	$\beta = 3$, $\beta = 1$ (non-magnetic)
Hyperbolic, diagonal $\overleftrightarrow{\varepsilon}$ ($\varepsilon_{xx} > 0, \varepsilon_{yy} = \varepsilon_{zz} < 0$)	$f_2(\theta) = \varepsilon_{yy}(1 - \sin \theta)/(4 + 4 \sin \theta)$	$\beta = 1$, $\beta = 2$ ($\varphi = 0$)
Gyromagnetic, $\overleftrightarrow{\mu} \neq \overleftrightarrow{\mu}^\top$ ($\mu_{xy} = -\mu_{yx} \neq 0$)	$f_0(\theta) = \frac{\sqrt{\mu_{zz}(\mu_{xx} \cos^2 \theta + \mu_{yy} \sin^2 \theta) - 1}}{\sqrt{\mu_{zz}(\mu_{xx} \cos^2 \theta + \mu_{yy} \sin^2 \theta) + 1}}$	$\beta = 3$
Gyromagnetic, $\overleftrightarrow{\mu} \neq \overleftrightarrow{\mu}^\top$ ($\mu_{yz} = -\mu_{zy} \neq 0$)	$f_0(\theta) = \frac{\sqrt{\mu_{zz}(\mu_{xx} \cos^2 \theta + \mu_{yy} \sin^2 \theta) - 1 - i\mu_{yz} \sin \theta}}{\sqrt{\mu_{zz}(\mu_{xx} \cos^2 \theta + \mu_{yy} \sin^2 \theta) + 1 - i\mu_{yz} \sin \theta}}$	$\beta = 3$

lates with the interatom distance $D = |\mathbf{r}_i - \mathbf{r}_j|$. Therefore, EM-fluctuation-induced dephasing of TLSs is dominated by the individual dephasing processes, and super-dephasing is negligible. In stark contrast, in the nano-EM environment, Eq. (2) is dominated by contributions from the low-frequency ($< \text{MHz}$) $J_c(\omega)$ with long-range correlations. As shown in Fig. 1(c), collective dephasing effects $|\Phi_c^{nem}/\Phi_s^{nem}| \sim 1$ are enhanced around 10 orders of magnitude compared to free space, providing a unique nano QED regime for the emergence of super-dephasing mediated by EM fluctuations.

To elucidate the origin of this giant enhancement, we consider two magnetic TLSs perpendicular to the material slab at distance z from the slab, as shown in Fig. 2(a). In the nano-EM environment, collective dephasing Φ_c is determined by low-frequency EM correlations $J_c(\omega) \propto \text{Im}[\overleftrightarrow{G}_m(\mathbf{r}_i, \mathbf{r}_j) + \overleftrightarrow{G}_m^\top(\mathbf{r}_j, \mathbf{r}_i)]_{zz}$. In the near-field of material slabs $z \ll k_0^{-1} = c/\omega$, $[\overleftrightarrow{G}_m(\mathbf{r}_i, \mathbf{r}_j)]_{zz} \propto \int dq d\theta q^2 r_{ss}(q, \theta) e^{iqD \cos(\theta-\varphi)} e^{-2qz}$ [39], where φ is the angle between $\mathbf{r}_i - \mathbf{r}_j$ and x-axis (Fig. 2(a)) and r_{ss} is the reflection coefficient. In this integral, e^{-2qz} provides a momentum cutoff [43] $q_c \sim 1/2z \gg k_0$ and the integral is dominated by high-momentum components with $q \sim q_c \gg k_0$, which correspond to evanescent waves highly confined to the material slab interfaces [44]. This shows that nano-EM collective dephasing is enhanced by low-frequency evanescent interface waves ($q \gg k_0$), which is fundamentally different from collective effects mediated by propagating waves ($q < k_0$) in free-space and cavities.

Nano-EM collective dephasing range.—One critical aspect of collective quantum phenomena is the underlying interaction range [8]. We now unravel that nano-EM collective dephasing exhibits universal (long-range) power law dependence on the interatom distance D ($\Phi_c \sim D^{-\beta}$) near material slabs with local EM response, which can have different anisotropy and can be reciprocal or non-reciprocal. This is in stark contrast to other collective dephasing processes encountered in magnetic TLSs (spin qubit) systems, e.g., due to nuclear spin bath [45, 46] or fluctuating charges [47], which are either negligible or decay exponentially with D .

In the following, we consider several key classes of bianisotropic media, including isotropic media with scalar permeability $\overleftrightarrow{\mu}$ and permittivity $\overleftrightarrow{\varepsilon}$ (isotropic recip-

rocal), hyperbolic media with diagonal $\overleftrightarrow{\varepsilon}$ (anisotropic reciprocal), and gyrotropic media with $\overleftrightarrow{\mu} \neq \overleftrightarrow{\mu}^\top$ (anisotropic nonreciprocal). We focus on two magnetic TLSs with configurations shown in Fig. 2(a). As discussed above, nano-EM collective dephasing is dominated by evanescent interface wave contributions. For evanescent waves with momentum $q/k_0 \gg 1$, we find the reflection coefficients r_{ss} can be expanded as,

$$r_{ss}(q, \theta) \approx f_0(\theta) + f_2(\theta) \frac{k_0^2}{q^2}, \quad (4)$$

where $f_0(\theta)$ and $f_2(\theta)$ are determined by material properties $\overleftrightarrow{\mu}$ and $\overleftrightarrow{\varepsilon}$. For isotropic media, $f_0(\theta) = 0$, $f_2(\theta) = \varepsilon/4$ (non-magnetic conductors) [36, 37] and $f_0(\theta) = (\mu - 1)/(\mu + 1)$ (magnetic materials) can be obtained from the Fresnel formula. For other materials, we find $r_{ss}(q \gg k_0)$ by solving Maxwell equations with EM boundary conditions [48] (see Sec. S3B in [39]). We summarize our results for isotropic, hyperbolic, and gyrotropic media in Table I and justify the validity of Eq. (4) for general bianisotropic media with local EM response in Sec. S3B in [39]. In general, we find $f_0(\theta) \neq 0$ for magnetic media and $f_0(\theta) = 0$ for non-magnetic media. Substitute Eq. (4) into $[\overleftrightarrow{G}_m]_{zz}$, we have

$$J_c(\omega) \propto \text{Im} \int_0^{2\pi} \left[\frac{4f_0(\theta) a^3 - 3a \cos^2(\theta - \varphi)}{k_0^3 D^3 [a^2 + \cos^2(\theta - \varphi)]^3} + \frac{2f_2(\theta)}{k_0 D} \frac{a}{a^2 + \cos^2(\theta - \varphi)} \right] d\theta, \quad (5)$$

where $a = 2z/D$. At large D (small a), the integral is dominated by contributions from $\theta_1 = \varphi + \pi/2$ and

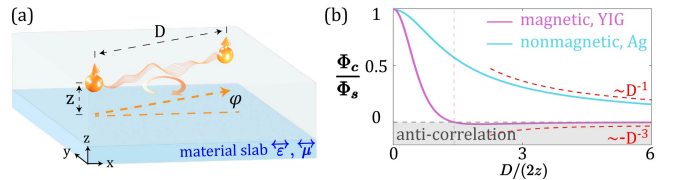


FIG. 2. (a) Sketch of nano-EM collective dephasing of two magnetic TLSs separated by distance D at distance z from material slabs. (b) Power-law dependence of nano-EM collective dephasing on D near gyromagnetic YIG and nonmagnetic silver, which matches well with Eq. (6) at large D .

$\theta_2 = \varphi + 3\pi/2$, we find (see Sec. S3 in [39])

$$J_c(\omega) \propto \sum_{i=1,2} \text{Im} \left[-\frac{2\pi}{k_0^3 D^3} f_0(\theta_i) + \frac{2\pi}{k_0 D} f_2(\theta_i) \right], \quad (6)$$

for $2z < D \ll 1/k_0$. Substitute Eq. (6) into Eq. (2), we find $\Phi_c \sim D^{-\beta}$, which proves the universal power-law dependence of nano-EM collective dephasing on D . We summarize our results of β in Table I. In general, we find two main types of interaction range, i.e., $\Phi_c \sim -D^{-3}$ near magnetic materials ($f_0 \neq 0$) and $\Phi_c \sim D^{-1}$ near non-magnetic materials ($f_0 = 0$). The minus sign indicates anti-correlations between individual and collective dephasing ($\Phi_c/\Phi_s < 0$) at large D near magnetic materials. We notice that this nano-EM interaction range is independent of EM fluctuation wavelengths, in stark contrast to collective emission in free-space. Meanwhile, β can take different values when the TLSs are aligned along specific directions φ satisfying $f_0(\theta_i) = f_2(\theta_i) = 0$ (e.g., $\beta = 2$ at $\varphi = 0$ for hyperbolic media). We emphasize that the universality of nano-EM collective dephasing range originates from low-frequency evanescent interface wave contributions.

In Fig. 2(b), we present the above power-law dependence with realistic material examples. Here, we consider two simple materials, including the gyromagnetic yttrium iron garnet (YIG, $\mu_{xy} = -\mu_{yx} \neq 0$) and isotropic conductor silver, which exhibit $\Phi_c \sim -D^{-3}$ and $\Phi_c \sim D^{-1}$ at large D . Material parameters and additional examples in other material classes are provided in [39]. We find that our analytic analysis in Table. I matches well with exact numeric calculations based on realistic material models.

Nano-EM super-dephasing.—The unique nano-EM interaction range, which is not present in free-space and resonant cavities (see Sec. S2 in [39]), leads to super-dephasing scaling laws different from conventional superradiance effects in subwavelength ensembles. We now consider the dephasing of N -qubit GHZ states $|\psi\rangle_{\text{GHZ}}$ when the underlying collective dephasing range follows $\Phi_c \sim -D^{-3}$ and D^{-1} . As shown in Fig. 3(a), we consider TLSs arranged in one-dimensional (1D, $N = 1 \times n$) and two-dimensional (2D, $N = n \times n$) arrays near gyromagnetic (YIG) and nonmagnetic (silver) slabs. We focus on TLSs perpendicular to the slabs. In the following, we investigate the scaling of the dephasing function of N -qubit GHZ states $\Phi_{\text{GHZ}}(t) \sim N^\alpha \Phi_s(t)$ with N . $\Phi_{\text{GHZ}}(t)$ characterizes the decay of multiqubit coherence $e^{-\Phi_{\text{GHZ}}(t)}$ of $|\psi\rangle_{\text{GHZ}}$ and is obtained from Eq. (1) [39]. We characterize the super-dephasing scaling laws by $\alpha = \partial \ln \Phi_{\text{GHZ}} / \partial \ln N$ and demonstrate the dependence of α on array configurations at $n = 10$ in Fig. 3(b).

As shown in Fig. 3(b), we find that the scaling of nano-EM super-dephasing with N is controlled by the ratio $r = 2z/b$ between lattice constant b and distance from material slabs z . For 2D arrays, we find that nano-EM super-dephasing behaviors can be generally classified into

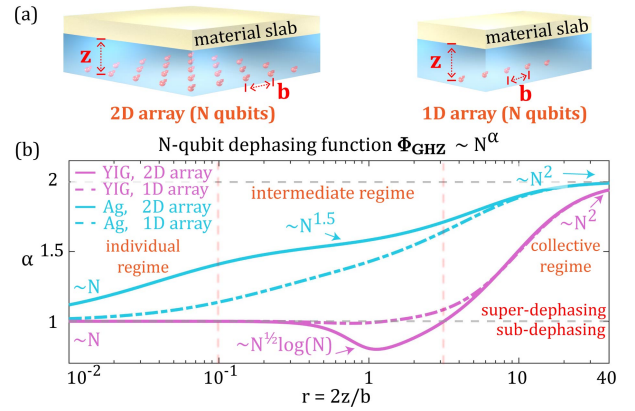


FIG. 3. Scaling of nano-EM super-dephasing ($\alpha > 1$) and sub-dephasing ($\alpha < 1$) in N -qubit GHZ states $|\psi\rangle_{\text{GHZ}}$. (a) Schematics of TLSs arranged in 1D and 2D arrays with lattice constant b at distance z from gyromagnetic (YIG) and nonmagnetic (silver) slabs. (b) Scaling of dephasing function $\Phi_{\text{GHZ}} \sim N^\alpha \Phi_s$ is controlled by $r = 2z/b$. α indicates the collectively accelerated ($\alpha > 1$) or suppressed ($\alpha < 1$) dephasing processes of $|\psi\rangle_{\text{GHZ}}$ due to collective dephasing effects.

three regimes. In the $r \ll 1$ regime, collective dephasing is negligible and individual dephasing dominates dephasing processes, leading to $\Phi_{\text{GHZ}} \sim N$. In the $r \gtrsim n$ regime, TLSs are in close proximity and collective dephasing is comparable to individual dephasing near both materials. Therefore, collective dephasing strongly accelerates the dephasing of $|\psi\rangle_{\text{GHZ}}$, resulting in super-dephasing behaviors with $\Phi_{\text{GHZ}} \sim N^2$. Remarkably, in the intermediate regime, dephasing behaviors become sensitive to the range of collective interactions Φ_c/Φ_s . Near YIG slabs, collective dephasing suppresses the dephasing of $|\psi\rangle_{\text{GHZ}}$ due to its anti-correlations ($\Phi_c/\Phi_s \sim -D^{-3} < 0$) with individual dephasing at large D , leading to sub-dephasing behaviors $\Phi_{\text{GHZ}} \sim \sqrt{N} \log N$. In contrast, near silver slabs, although collective dephasing is slower than individual dephasing, it is still correlated with individual dephasing ($\Phi_c/\Phi_s \sim D^{-1} > 0$) and leads to moderately accelerated super-dephasing with $\Phi_{\text{GHZ}} \sim N^{1.5}$. We derive the above scaling laws in Sec. S4 in [39]. For comparison, we note Φ_{GHZ} is always $\sim N$ in free-space since individual dephasing always dominates dephasing processes in free-space.

Furthermore, we reveal that ensemble dimensionality can also affect the scaling of nano-EM super-dephasing, as shown in Fig. 3(b). In general, we find that collective dephasing has less prominent effects in 1D arrays. For example, anti-correlations near YIG slabs do not lead to obvious sub-dephasing of $|\psi\rangle_{\text{GHZ}}$ in 1D arrays.

Engineering nano-EM super-dephasing.—Finally, we discuss engineering the range of nano-EM collective dephasing by exploiting controllable anisotropy in metamaterials. Table. I and Eq. (6) already indicate that the nano-EM collective dephasing exhibits reduced range

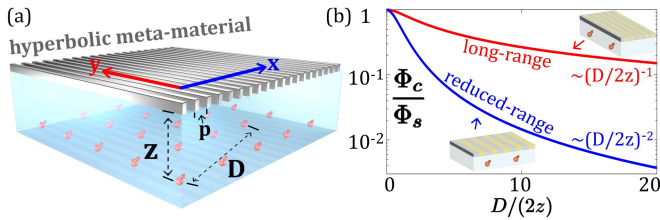


FIG. 4. Engineering nano-EM collective dephasing with hyperbolic meta-materials. (a) Sketch of a magnetic TLS array at distance z from silver gratings with periodicity $p < z$. (b) Hyperbolic meta-materials reduce the range of nano-EM collective dephasing along the grating periodicity direction $\Phi_c \sim D^{-2}$.

along specific directions near hyperbolic media. As shown in Fig. 4(a), we now consider periodic silver gratings with periodicity p smaller than distance z from spin qubits. We employ the effective medium approximation valid for the low-frequency response of this structure [49]. In Fig. 4(b), we demonstrate that nano-EM collective dephasing along the grating periodicity direction (x direction) is reduced with $\Phi_c \sim D^{-2}$, which matches well with our analytical analysis in Table. I. We note that this is in stark contrast to collective interactions at atom resonance frequencies (e.g., RDDI), which exhibit increased interaction range near hyperbolic media [29].

Discussion.—Our results can be implemented in shallow quantum impurity systems, e.g., shallow spin qubits [50–52]. Nano-EM collective dephasing effects can be observed by measuring the difference in decoherence time of different Bell states. We find that, for two spin qubits separated by $D = 20$ nm at distance $z = 20$ nm from YIG slabs with experimentally accessible parameters [53], the nano-EM dephasing induced decoherence time for Bell states $|00\rangle + |11\rangle$ and $|01\rangle + |10\rangle$ are $12 \mu s$ (collectively accelerated) and $37 \mu s$ (collectively suppressed) at room temperatures, respectively (see Sec. S6 in [39]). We note the two Bell states would have similar decoherence time in the absence of collective dephasing. Meanwhile, shallow spins in state-of-the-art experimental systems have intrinsic individual decoherence time exceeding $100 \mu s$ at depth > 10 nm [50, 51] and suffer negligible collective effects from other sources [45, 46].

Furthermore, our results can have broader applications in quantum sensing. Previous work exploited individual spin dephasing to probe material properties [43, 54]. Meanwhile, collective dephasing discussed in this work provides additional approaches to exploit entanglement to improve quantum sensor sensitivity and probe correlations in material response that may not have prominent effects on individual dephasing.

This work was supported by the Army Research Office under Grant No. W911NF-21-1-0287.

* zjacob@purdue.edu

- [1] M. Reitz, C. Sommer, and C. Genes, *PRX Quantum* **3**, 010201 (2022).
- [2] D. Chang, J. Douglas, A. González-Tudela, C.-L. Hung, and H. Kimble, *Reviews of Modern Physics* **90**, 031002 (2018).
- [3] A. S. Sheremet, M. I. Petrov, I. V. Iorsh, A. V. Poshakinskiy, and A. N. Poddubny, *Reviews of Modern Physics* **95**, 015002 (2023).
- [4] S. J. Masson and A. Asenjo-Garcia, *Nature Communications* **13**, 2285 (2022).
- [5] A. P. Orioli, J. K. Thompson, and A. M. Rey, *Physical Review X* **12**, 011054 (2022).
- [6] O. Rubies-Bigorda and S. F. Yelin, *Physical Review A* **106**, 053717 (2022).
- [7] K. Sinha, P. Meystre, E. A. Goldschmidt, F. K. Fatemi, S. L. Rolston, and P. Solano, *Physical review letters* **124**, 043603 (2020).
- [8] W.-K. Mok, A. Asenjo-Garcia, T. C. Sum, and L.-C. Kwek, *Physical Review Letters* **130**, 213605 (2023).
- [9] J. A. Mlynek, A. A. Abdumalikov, C. Eichler, and A. Wallraff, *Nature communications* **5**, 5186 (2014).
- [10] R. Pennetta, M. Blaha, A. Johnson, D. Lechner, P. Schneeweiss, J. Volz, and A. Rauschenbeutel, *Physical Review Letters* **128**, 073601 (2022).
- [11] R. Jones, G. Buonaiuto, B. Lang, I. Lesanovsky, and B. Olmos, *Physical review letters* **124**, 093601 (2020).
- [12] Z. Wang, T. Jaako, P. Kirton, and P. Rabl, *Physical Review Letters* **124**, 213601 (2020).
- [13] D. Pak, A. Nandi, M. Titze, E. S. Bielejec, H. Alaeeian, and M. Hosseini, *Communications Physics* **5**, 89 (2022).
- [14] M. Lei, R. Fukumori, J. Rochman, B. Zhu, M. Endres, J. Choi, and A. Faraon, *Nature* **617**, 271 (2023).
- [15] G.-L. Zhu, C.-S. Hu, H. Wang, W. Qin, X.-Y. Lü, and F. Nori, *Physical Review Letters* **132**, 193602 (2024).
- [16] G. M. Palma, K.-A. Suominen, and A. Ekert, *Proceedings of the Royal Society of London. Series A: Mathematical, Physical and Engineering Sciences* **452**, 567 (1996).
- [17] B. P. Venkatesh, M. Juan, and O. Romero-Isart, *Physical Review Letters* **120**, 033602 (2018).
- [18] D. A. Lidar, I. L. Chuang, and K. B. Whaley, *Physical Review Letters* **81**, 2594 (1998).
- [19] E. G. Carnio, A. Buchleitner, and M. Gessner, *Physical Review Letters* **115**, 010404 (2015).
- [20] J. H. Reina, L. Quiroga, and N. F. Johnson, *Physical Review A* **65**, 032326 (2002).
- [21] R. Doll, M. Wubs, P. Hänggi, and S. Kohler, *Physical Review B* **76**, 045317 (2007).
- [22] J. Tuziemski, A. Lampo, M. Lewenstein, and J. K. Korbicz, *Physical Review A* **99**, 022122 (2019).
- [23] R. Klesse and S. Frank, *Physical review letters* **95**, 230503 (2005).
- [24] D. Aharonov, A. Kitaev, and J. Preskill, *Physical review letters* **96**, 050504 (2006).
- [25] S. Kukita, Y. Matsuzaki, and Y. Kondo, *Physical Review Applied* **16**, 064026 (2021).
- [26] J. Jeske, J. H. Cole, and S. F. Huelga, *New Journal of Physics* **16**, 073039 (2014).
- [27] C. L. Cortes, W. Sun, and Z. Jacob, *Optics Express* **30**, 34725 (2022).
- [28] A. K. Boddeti, J. Guan, T. Sentz, X. Juarez, W. New-

- man, C. Cortes, T. W. Odom, and Z. Jacob, *Nano letters* **22**, 22 (2021).
- [29] C. L. Cortes and Z. Jacob, *Nature communications* **8**, 14144 (2017).
- [30] G. W. Hanson, S. A. H. Gangaraj, M. G. Silveirinha, M. Antezza, and F. Monticone, *Phys. Rev. A* **99**, 042508 (2019).
- [31] S. Fuchs, J. Crosse, and S. Y. Buhmann, *Physical Review A* **95**, 023805 (2017).
- [32] J. Block and S. Scheel, *Physical Review A* **100**, 062508 (2019).
- [33] K. Sinha, B. P. Venkatesh, and P. Meystre, *Physical Review Letters* **121**, 183605 (2018).
- [34] C. Henkel, G. Klimchitskaya, and V. Mostepanenko, *Physical Review A* **97**, 032504 (2018).
- [35] D. G. Baranov, R. S. Savelev, S. V. Li, A. E. Krasnok, and A. Alù, *Laser & Photonics Reviews* **11**, 1600268 (2017).
- [36] L. S. Langsjoen, A. Poudel, M. G. Vavilov, and R. Joynt, *Physical Review A* **86**, 010301 (2012).
- [37] S. Kolkowitz, A. Safira, A. High, R. Devlin, S. Choi, Q. Unterreithmeier, D. Patterson, A. Zibrov, V. Manucharyan, H. Park, *et al.*, *Science* **347**, 1129 (2015).
- [38] W. Sun, S. Bharadwaj, L.-P. Yang, Y.-L. Hsueh, Y. Wang, D. Jiao, R. Rahman, and Z. Jacob, *Physical Review Applied* **19**, 064038 (2023).
- [39] See Supplementary Material for additional calculation details, which includes Refs. [55–65].
- [40] S. Y. Buhmann, D. T. Butcher, and S. Scheel, *New Journal of Physics* **14**, 083034 (2012).
- [41] H.-P. Breuer and F. Petruccione, *The theory of open quantum systems* (Oxford University Press, USA, 2002).
- [42] S. Franke, J. Ren, M. Richter, A. Knorr, and S. Hughes, *Physical Review Letters* **127**, 013602 (2021).
- [43] F. Machado, E. A. Demler, N. Y. Yao, and S. Chatterjee, *Physical Review Letters* **131**, 070801 (2023).
- [44] G. W. Ford and W. H. Weber, *Physics Reports* **113**, 195 (1984).
- [45] D. Kwiatkowski and L. Cywiński, *Physical Review B* **98**, 155202 (2018).
- [46] C. E. Bradley, J. Randall, M. H. Abobeih, R. Berrevoets, M. Degen, M. A. Bakker, M. Markham, D. Twitchen, and T. H. Taminiau, *Physical Review X* **9**, 031045 (2019).
- [47] J. S. Rojas-Arias, A. Noiri, P. Stano, T. Nakajima, J. Yoneda, K. Takeda, T. Kobayashi, A. Sammak, G. Scappucci, D. Loss, *et al.*, *Physical Review Applied* **20**, 054024 (2023).
- [48] C. Khandekar and Z. Jacob, *New Journal of Physics* **21**, 103030 (2019).
- [49] R. McPhedran, L. Botten, M. Craig, M. Nevière, and D. Maystre, *Optica Acta: International Journal of Optics* **29**, 289 (1982).
- [50] S. Sangtawesin, B. L. Dwyer, S. Srinivasan, J. J. Allred, L. V. Rodgers, K. De Greve, A. Stacey, N. Dontschuk, K. M. O'Donnell, D. Hu, *et al.*, *Physical Review X* **9**, 031052 (2019).
- [51] F. Fávvaro de Oliveira, D. Antonov, Y. Wang, P. Neumann, S. A. Momenzadeh, T. Häußermann, A. Pasquarelli, A. Denisenko, and J. Wrachtrup, *Nature communications* **8**, 15409 (2017).
- [52] J. Rovny, Z. Yuan, M. Fitzpatrick, A. I. Abdalla, L. Futamura, C. Fox, M. C. Cambria, S. Kolkowitz, and N. P. de Leon, *Science* **378**, 1301 (2022).
- [53] M. Haidar, M. Ranjbar, M. Balinsky, R. Dumas, S. Khartsev, and J. Åkerman, *Journal of Applied Physics* **117** (2015).
- [54] P. E. Dolgirev, I. Esterlis, A. A. Zibrov, M. D. Lukin, T. Giamarchi, and E. Demler, *Physical Review Letters* **132**, 246504 (2024).
- [55] D. A. Lidar, arXiv preprint arXiv:1902.00967 (2019).
- [56] A. Poddubny, I. Iorsh, P. Belov, and Y. Kivshar, *Nature photonics* **7**, 948 (2013).
- [57] T. Sosnowski, *Optics Communications* **4**, 408 (1972).
- [58] Z.-L. Xiang, S. Ashhab, J. You, and F. Nori, *Reviews of Modern Physics* **85**, 623 (2013).
- [59] D. Chruściński and A. Kossakowski, *Physical review letters* **104**, 070406 (2010).
- [60] J. Kenny, H. Mallubhotla, and R. Joynt, *Physical Review A* **103**, 062401 (2021).
- [61] V. N. Premakumar, M. G. Vavilov, and R. Joynt, *Quantum Science and Technology* **3**, 015001 (2017).
- [62] J. De Vries, *Thin Solid Films* **167**, 25 (1988).
- [63] O. Klein, E. Nicol, K. Holczer, and G. Grüner, *Physical Review B* **50**, 6307 (1994).
- [64] L. Cywiński, R. M. Lutchyn, C. P. Nave, and S. D. Sarma, *Physical Review B* **77**, 174509 (2008).
- [65] T. Baumgratz, M. Cramer, and M. B. Plenio, *Physical review letters* **113**, 140401 (2014).

Supplemental Material for Super-dephasing in Collective Atom-Atom Interactions Mediated by Near-Field Electromagnetic Fluctuations

Wenbo Sun,¹ Adrian E. Rubio López,¹ and Zubin Jacob^{1,*}

¹*Elmore Family School of Electrical and Computer Engineering,
Birck Nanotechnology Center, Purdue University, West Lafayette, Indiana 47907, USA*

CONTENTS

S1. Nano-electromagnetic super-dephasing dynamics	2
A. Derivation of master equation (Eq. (1) in main text)	2
B. High frequency cutoff ω_c	5
C. Completely positive and trace-preserving maps	5
D. Non-Markovianity	5
S2. Collective dephasing in different QED platforms	6
A. Free-space	6
B. Resonant cavity	7
C. Nano-EM environment	7
D. Simple calculations of the enhancement magnitudes in the nano-EM environment	7
E. Material parameters for Fig. 1(b, c) in the main text	8
1. yttrium iron garnet (gyromagnet)	9
2. silver (conductor)	9
3. niobium (superconductor)	9
S3. Universal power-law dependence of nano-EM collective dephasing	10
A. Magnetic dyadic Green's functions	10
B. Reflection coefficient calculations	11
1. Validity of main text Eq. (4) for general bianisotropic media with local EM response	12
C. Additional material examples	12
S4. Nano-EM super-dephasing scaling laws	13
A. Greenberger–Horne–Zeilinger (GHZ) state	13
1. Collective dephasing with $\Phi_c/\Phi_s \sim D^{-1}$	13
2. Collective dephasing with $\Phi_c/\Phi_s \sim -D^{-3}$	14
B. Decoherence-free subspace (DFS) state	15
S5. Engineering nano-EM super-dephasing with meta-materials	16
S6. Experimental Realization	16
References	17

* zjacob@purdue.edu

S1. NANO-ELECTROMAGNETIC SUPER-DEPHASING DYNAMICS

In this section, we provide the derivation of the master equation (Eq. (1) in the main text) that governs the nano-EM super-dephasing dynamics. We also provide additional discussions about the master equation.

A. Derivation of master equation (Eq. (1) in main text)

As discussed in the main text, we consider a magnetic two-level systems (TLSs) ensemble interacting with EM fluctuations. We follow the quantization framework of macroscopic quantum electrodynamics (QED) [1] to describe fluctuating EM fields near material slabs. The total Hamiltonian $\hat{H} = \hat{H}_q + \hat{H}_f + \hat{H}_{int}$,

$$\hat{H}_q = \sum_i \hbar\omega_i \hat{\sigma}_i^+ \hat{\sigma}_i^-, \quad (\text{S1a})$$

$$\hat{H}_f = \int d^3\mathbf{r} \int_0^\infty \hbar\omega \hat{\mathbf{f}}^\dagger(\mathbf{r}, \omega) \hat{\mathbf{f}}(\mathbf{r}, \omega), \quad (\text{S1b})$$

$$\hat{H}_{int} = - \sum_i (\mathbf{m}_i^{eg} \hat{\sigma}_i^+ + \mathbf{m}_i^{ge} \hat{\sigma}_i^- + \mathbf{m}_i \hat{\sigma}_i^z) \cdot \hat{\mathbf{B}}(\mathbf{r}_i). \quad (\text{S1c})$$

Here, \hat{H}_q is the Hamiltonian of the magnetic TLSs, \hat{H}_f is the Hamiltonian of the EM bath, and \hat{H}_{int} describes the interaction between TLSs and the fluctuating magnetic fields. Dephasing effects are induced by the interactions with the longitudinal noise fields $\sum_i \mathbf{m}_i \hat{\sigma}_i^z \cdot \hat{\mathbf{B}}(\mathbf{r}_i)$, which is our focus in this paper. ω_i and \mathbf{r}_i represent the resonance frequency and position of the i th TLS. $\hat{\sigma}_i^{+(-)} = |1\rangle\langle 0|(|0\rangle\langle 1|)$ and $\hat{\sigma}_i^z = |1\rangle\langle 1| - |0\rangle\langle 0|$ are the raising (lowering) operator and the Pauli-z matrix, respectively. \mathbf{m}_i^{eg} , \mathbf{m}_i^{ge} , and \mathbf{m}_i are the spin magnetic moments depending on the direction of the quantization axis of the i th TLS (spin-1/2). For TLSs with quantization axes along the z direction, we have $\mathbf{m}_i = [0, 0, \hbar\gamma_i/2]$, where γ_i is the gyromagnetic ratio. $\hat{\mathbf{f}}^\dagger$ and $\hat{\mathbf{f}}$ are photon creation and annihilation operators satisfying the following relation:

$$[\hat{f}_\alpha(\mathbf{r}, \omega), \hat{f}_\beta^\dagger(\mathbf{r}', \omega')] = \delta_{\alpha\beta} \delta(\mathbf{r} - \mathbf{r}') \delta(\omega - \omega'), \quad (\text{S2})$$

where $\alpha, \beta = x, y, z$. Magnetic field operator $\hat{\mathbf{B}}(\mathbf{r})$ can be expressed in terms of $\hat{\mathbf{f}}^\dagger$, $\hat{\mathbf{f}}$, and electric dyadic Green's function $\overleftrightarrow{\mathbf{G}}$:

$$\hat{\mathbf{B}}(\mathbf{r}) = \int_0^\infty d\omega [\hat{\mathbf{B}}(\mathbf{r}, \omega) + \hat{\mathbf{B}}^\dagger(\mathbf{r}, \omega)], \quad (\text{S3})$$

$$\hat{\mathbf{B}}(\mathbf{r}, \omega) = (i\omega)^{-1} \int d^3\mathbf{r}' \nabla_{\mathbf{r}} \times \overleftrightarrow{\mathbf{G}}(\mathbf{r}, \mathbf{r}', \omega) \cdot \hat{\mathbf{f}}(\mathbf{r}', \omega). \quad (\text{S4})$$

In the interaction picture with respect to $\hat{H}_0 = \hat{H}_q + \hat{H}_f$, the interaction Hamiltonian $\hat{H}_{int}^I(t)$ is (superscript I denotes the interaction picture):

$$\hat{H}_{int}^I(t) = - \left[\int_0^\infty d\omega (i\omega)^{-1} \int d^3\mathbf{r}' \sum_i (\mathbf{m}_i^{eg} \hat{\sigma}_i^+ e^{i\omega_i t} + \mathbf{m}_i^{ge} \hat{\sigma}_i^- e^{-i\omega_i t} + \mathbf{m}_i \hat{\sigma}_i^z) \cdot [\nabla_{\mathbf{r}_i} \times \overleftrightarrow{\mathbf{G}}(\mathbf{r}_i, \mathbf{r}', \omega)] \cdot \hat{\mathbf{f}}(\mathbf{r}', \omega) e^{-i\omega t} + h.c. \right].$$

The interactions between transverse EM fluctuations and TLSs induce spontaneous emission effects [2]. Therefore, in the following, we focus on the interactions between longitudinal fluctuating EM fields and magnetic TLSs that induce dephasing effects,

$$\hat{H}_{int}^I(t) = - \left[\int_0^\infty d\omega (i\omega)^{-1} \int d^3\mathbf{r}' \sum_i (\mathbf{m}_i \hat{\sigma}_i^z) \cdot [\nabla_{\mathbf{r}_i} \times \overleftrightarrow{\mathbf{G}}(\mathbf{r}_i, \mathbf{r}', \omega)] \cdot \hat{\mathbf{f}}(\mathbf{r}', \omega) e^{-i\omega t} + \int_0^\infty d\omega (-i\omega)^{-1} \int d^3\mathbf{r}' \sum_i (\mathbf{m}_i \hat{\sigma}_i^z) \cdot [\nabla_{\mathbf{r}_i} \times \overleftrightarrow{\mathbf{G}}^*(\mathbf{r}_i, \mathbf{r}', \omega)] \cdot \hat{\mathbf{f}}^\dagger(\mathbf{r}', \omega) e^{i\omega t} \right]. \quad (\text{S5})$$

In the interaction picture, the Liouville–von Neumann equation becomes:

$$\frac{d\rho_{tot}^I(t)}{dt} = \frac{1}{i\hbar} [\hat{H}_{int}^I(t), \rho_{tot}^I(t)]. \quad (\text{S6})$$

Substituting the total density matrix $\rho_{tot}^I(t) = \rho^I(t) \otimes \rho_f^I(t)$ with the integral form of Eq. (S6), we have:

$$\frac{d\rho_{tot}^I(t)}{dt} = \frac{1}{i\hbar} [\hat{H}_{int}^I(0), \rho_{tot}^I(0)] - \frac{1}{\hbar^2} \int_0^t d\tau [\hat{H}_{int}^I(t), [\hat{H}_{int}^I(\tau), \rho_{tot}^I(\tau)]], \quad (\text{S7})$$

where $\rho^I(t)$ and $\rho_f^I(t)$ are the density matrices of the TLSs and EM bath, respectively. $\rho^I(t)$ can be obtained by tracing off the field part $\rho_f^I(t)$:

$$\begin{aligned} \frac{d\rho^I(t)}{dt} &= -\frac{1}{\hbar^2} \int_0^t d\tau \text{Tr}_f [\hat{H}_{int}^I(t), [\hat{H}_{int}^I(\tau), \rho_{tot}^I(\tau)]] \\ &= -\frac{1}{\hbar^2} \int_0^t d\tau \text{Tr}_f [\hat{H}_{int}^I(t) \hat{H}_{int}^I(\tau) \rho_{tot}^I(\tau) - \hat{H}_{int}^I(t) \rho_{tot}^I(\tau) \hat{H}_{int}^I(\tau) - \hat{H}_{int}^I(\tau) \rho_{tot}^I(\tau) \hat{H}_{int}^I(t) + \rho_{tot}^I(\tau) \hat{H}_{int}^I(\tau) \hat{H}_{int}^I(t)]. \end{aligned} \quad (\text{S8})$$

To this end, our derivations do not involve any approximation of the EM bath. Eq. (S8) relates $\rho^I(t)$ to $\rho^I(\tau)$ at all previous moments τ and is difficult to solve. Here, we assume the weak-coupling condition and employ the time-convolutionless projection operator (TCL) technique to obtain a time-local master equation [3]. The second-order TCL generator leads to:

$$\begin{aligned} \frac{d\rho^I(t)}{dt} &= -\frac{1}{\hbar^2} \int_0^t d\tau \text{Tr}_f [\hat{H}_{int}^I(t) \hat{H}_{int}^I(\tau) \rho_{tot}^I(t) - \hat{H}_{int}^I(t) \rho_{tot}^I(t) \hat{H}_{int}^I(\tau) \\ &\quad - \hat{H}_{int}^I(\tau) \rho_{tot}^I(t) \hat{H}_{int}^I(t) + \rho_{tot}^I(t) \hat{H}_{int}^I(\tau) \hat{H}_{int}^I(t)]. \end{aligned} \quad (\text{S9})$$

The real part of Eq. (S9) describes the dephasing processes of the TLSs ensemble, and the imaginary part of Eq. (S9) determines the unitary evolution processes. Substituting Eq. (S5) into Eq. (S9), we obtain (assuming that the EM bath is in the vacuum state):

$$\begin{aligned} -\frac{1}{\hbar^2} \int_0^t d\tau \text{Tr}_f [\hat{H}_{int}^I(t) \hat{H}_{int}^I(\tau) \rho_{tot}^I(t)] &= \sum_{ij} \left[-\frac{\mu_0}{\hbar\pi} \int_0^\infty d\omega \frac{\omega \sin \omega t}{c^2} [\mathbf{m}_i \cdot \overleftrightarrow{\mathcal{I}} \overleftrightarrow{\mathbf{G}}_m(\mathbf{r}_i, \mathbf{r}_j, \omega) \cdot \mathbf{m}_j] \hat{\sigma}_i^z \hat{\sigma}_j^z \rho^I(t) \right. \\ &\quad \left. + \frac{i\mu_0}{\hbar\pi} \int_0^\infty d\omega \frac{\omega (1 - \cos \omega t)}{c^2} [\mathbf{m}_i \cdot \overleftrightarrow{\mathcal{I}} \overleftrightarrow{\mathbf{G}}_m(\mathbf{r}_i, \mathbf{r}_j, \omega) \cdot \mathbf{m}_j] \hat{\sigma}_i^z \hat{\sigma}_j^z \rho^I(t) \right], \end{aligned} \quad (\text{S10})$$

$$\begin{aligned} \frac{1}{\hbar^2} \int_0^t d\tau \text{Tr}_f [\hat{H}_{int}^I(t) \rho_{tot}^I(t) \hat{H}_{int}^I(\tau)] &= \sum_{ij} \left[\frac{\mu_0}{\hbar\pi} \int_0^\infty d\omega \frac{\omega \sin \omega t}{c^2} [\mathbf{m}_i \cdot \overleftrightarrow{\mathcal{I}} \overleftrightarrow{\mathbf{G}}_m(\mathbf{r}_i, \mathbf{r}_j, \omega) \cdot \mathbf{m}_j] \hat{\sigma}_i^z \rho^I(t) \hat{\sigma}_j^z \right. \\ &\quad \left. + \frac{i\mu_0}{\hbar\pi} \int_0^\infty d\omega \frac{\omega (1 - \cos \omega t)}{c^2} [\mathbf{m}_i \cdot \overleftrightarrow{\mathcal{I}} \overleftrightarrow{\mathbf{G}}_m(\mathbf{r}_i, \mathbf{r}_j, \omega) \cdot \mathbf{m}_j] \hat{\sigma}_i^z \rho^I(t) \hat{\sigma}_j^z \right], \end{aligned} \quad (\text{S11})$$

$$\begin{aligned} \frac{1}{\hbar^2} \int_0^t d\tau \text{Tr}_f [\hat{H}_{int}^I(\tau) \rho_{tot}^I(t) \hat{H}_{int}^I(t)] &= \sum_{ij} \left[\frac{\mu_0}{\hbar\pi} \int_0^\infty d\omega \frac{\omega \sin \omega t}{c^2} [\mathbf{m}_i \cdot \overleftrightarrow{\mathcal{I}} \overleftrightarrow{\mathbf{G}}_m(\mathbf{r}_i, \mathbf{r}_j, \omega) \cdot \mathbf{m}_j] \hat{\sigma}_i^z \rho^I(t) \hat{\sigma}_j^z \right. \\ &\quad \left. - \frac{i\mu_0}{\hbar\pi} \int_0^\infty d\omega \frac{\omega (1 - \cos \omega t)}{c^2} [\mathbf{m}_i \cdot \overleftrightarrow{\mathcal{I}} \overleftrightarrow{\mathbf{G}}_m(\mathbf{r}_i, \mathbf{r}_j, \omega) \cdot \mathbf{m}_j] \hat{\sigma}_i^z \rho^I(t) \hat{\sigma}_j^z \right], \end{aligned} \quad (\text{S12})$$

$$\begin{aligned} -\frac{1}{\hbar^2} \int_0^t d\tau \text{Tr}_f [\rho_{tot}^I(t) \hat{H}_{int}^I(\tau) \hat{H}_{int}^I(t)] &= \sum_{ij} \left[-\frac{\mu_0}{\hbar\pi} \int_0^\infty d\omega \frac{\omega \sin \omega t}{c^2} [\mathbf{m}_i \cdot \overleftrightarrow{\mathcal{I}} \overleftrightarrow{\mathbf{G}}_m(\mathbf{r}_i, \mathbf{r}_j, \omega) \cdot \mathbf{m}_j] \rho^I(t) \hat{\sigma}_i^z \hat{\sigma}_j^z \right. \\ &\quad \left. - \frac{i\mu_0}{\hbar\pi} \int_0^\infty d\omega \frac{\omega (1 - \cos \omega t)}{c^2} [\mathbf{m}_i \cdot \overleftrightarrow{\mathcal{I}} \overleftrightarrow{\mathbf{G}}_m(\mathbf{r}_i, \mathbf{r}_j, \omega) \cdot \mathbf{m}_j] \rho^I(t) \hat{\sigma}_i^z \hat{\sigma}_j^z \right], \end{aligned} \quad (\text{S13})$$

where we define the magnetic dyadic Green's function $\overleftrightarrow{\mathbf{G}}_m(\mathbf{r}_i, \mathbf{r}_j, \omega)$ and $\overleftrightarrow{\mathcal{I}} \overleftrightarrow{\mathbf{G}}_m(\mathbf{r}_i, \mathbf{r}_j, \omega)$ as:

$$\overleftrightarrow{\mathbf{G}}_m(\mathbf{r}_i, \mathbf{r}_j, \omega) = \frac{1}{k_0^2} \nabla_i \times \overleftrightarrow{\mathbf{G}}(\mathbf{r}_i, \mathbf{r}_j, \omega) \times \nabla_j, \quad (\text{S14})$$

$$\mathcal{I}\overleftrightarrow{G}_m(\mathbf{r}_i, \mathbf{r}_j, \omega) = \frac{\overleftrightarrow{G}_m(\mathbf{r}_i, \mathbf{r}_j, \omega) - \overleftrightarrow{G}_m^\dagger(\mathbf{r}_j, \mathbf{r}_i, \omega)}{2i}, \quad (\text{S15})$$

and $k_0 = \omega/c$. We employ the following relation [1] in the derivations:

$$\int ds \overleftrightarrow{G}(\mathbf{r}_i, s, \omega) \cdot \overleftrightarrow{G}^\dagger(\mathbf{r}_j, s, \omega) = \frac{\hbar\mu_0\omega^2}{\pi} \mathcal{I}\overleftrightarrow{G}(\mathbf{r}_i, \mathbf{r}_j, \omega). \quad (\text{S16})$$

Here, it is worth noting that, only in the absence of any nonreciprocal material, we have $\overleftrightarrow{G}_m(\mathbf{r}_i, \mathbf{r}_j, \omega) = \overleftrightarrow{G}_m^\dagger(\mathbf{r}_j, \mathbf{r}_i, \omega)$ and $\mathcal{I}\overleftrightarrow{G}_m(\mathbf{r}_i, \mathbf{r}_j, \omega) = \text{Im}\overleftrightarrow{G}_m(\mathbf{r}_i, \mathbf{r}_j, \omega)$, where $\text{Im}[\cdot]$ denotes the imaginary part of the tensor. In general, $\mathcal{I}\overleftrightarrow{G}_m(\mathbf{r}_i, \mathbf{r}_j, \omega) \neq \text{Im}\overleftrightarrow{G}_m(\mathbf{r}_i, \mathbf{r}_j, \omega)$ and $\mathcal{I}\overleftrightarrow{G}_m(\mathbf{r}_i, \mathbf{r}_j, \omega)$ is a complex value that can be separated into a symmetric real part and anti-symmetric imaginary part:

$$\mathcal{I}\overleftrightarrow{G}_m(\mathbf{r}_i, \mathbf{r}_j, \omega) = \underbrace{\frac{\text{Im}[\overleftrightarrow{G}_m(\mathbf{r}_i, \mathbf{r}_j, \omega) + \overleftrightarrow{G}_m^\dagger(\mathbf{r}_j, \mathbf{r}_i, \omega)]}{2}}_{\text{real part, symmetric under } \mathbf{r}_i, \mathbf{r}_j \text{ exchange}} + i \underbrace{\frac{\text{Re}[-\overleftrightarrow{G}_m(\mathbf{r}_i, \mathbf{r}_j, \omega) + \overleftrightarrow{G}_m^\dagger(\mathbf{r}_j, \mathbf{r}_i, \omega)]}{2}}_{\text{imaginary part, anti-symmetric under } \mathbf{r}_i, \mathbf{r}_j \text{ exchange}}. \quad (\text{S17})$$

Through substituting Eq. (S17) into Eqs. (S10–S13) and summing Eqs. (S10–S13) to obtain Eq. (S9), we find that *the anti-symmetric part of $\mathcal{I}\overleftrightarrow{G}_m(\mathbf{r}_i, \mathbf{r}_j, \omega)$ does not contribute to the nano-EM collective dephasing processes (real part of Eq. (S9))*. According to Fubini's theorem, we change the integration order regarding ω and t in Eq. (S9) and obtain the nano-EM super-dephasing dynamics in the Schrödinger picture (Eq. (1) in the main text):

$$\frac{d\rho(t)}{dt} = -i[\hat{H}_d, \rho(t)] + \sum_i \gamma_s^\phi(\mathbf{r}_i, t) \left[\hat{\sigma}_i^z \rho(t) \hat{\sigma}_i^z - \rho(t) \right] + \sum_{i \neq j} \gamma_c^\phi(\mathbf{r}_i, \mathbf{r}_j, t) \left[\hat{\sigma}_i^z \rho(t) \hat{\sigma}_j^z - \frac{1}{2} \hat{\sigma}_i^z \hat{\sigma}_j^z \rho(t) - \frac{1}{2} \rho(t) \hat{\sigma}_i^z \hat{\sigma}_j^z \right], \quad (\text{S18})$$

where the dipolar interaction Hamiltonian \hat{H}_d governing the unitary evolution can be obtained from the imaginary part of the summation of Eqs. (S10–S13). The time-dependent individual and collective dephasing rates $\gamma_\phi^s(\mathbf{r}_i, t)$ and $\gamma_\phi^c(\mathbf{r}_i, \mathbf{r}_j, t)$ at time t are:

$$\gamma_\phi^c(\mathbf{r}_i, \mathbf{r}_j, t) = \frac{2\mu_0}{\hbar\pi} \int_0^{\omega_c} d\omega \frac{\sin \omega t}{\omega} (2N(\omega) + 1) \frac{\omega^2}{c^2} \left[\mathbf{m}_i \cdot \frac{\text{Im}[\overleftrightarrow{G}_m(\mathbf{r}_i, \mathbf{r}_j, \omega) + \overleftrightarrow{G}_m^\dagger(\mathbf{r}_j, \mathbf{r}_i, \omega)]}{2} \cdot \mathbf{m}_j \right], \quad (\text{S19})$$

$$\gamma_\phi^s(\mathbf{r}_i, t) = \frac{2\mu_0}{\hbar\pi} \int_0^{\omega_c} d\omega \frac{\sin \omega t}{\omega} (2N(\omega) + 1) \frac{\omega^2}{c^2} \left[\mathbf{m}_i \cdot \frac{\text{Im}[\overleftrightarrow{G}_m(\mathbf{r}_i, \mathbf{r}_i, \omega) + \overleftrightarrow{G}_m^\dagger(\mathbf{r}_i, \mathbf{r}_i, \omega)]}{2} \cdot \mathbf{m}_i \right], \quad (\text{S20})$$

where we incorporate the effects of the EM bath thermal fluctuations at temperature T into Eqs. (S19, S20) through $2N(\omega) + 1 = \coth(\hbar\omega/2k_B T)$. $N(\omega) = 1/(e^{\hbar\omega/k_B T} - 1)$ is the mean photon number of the thermal EM bath. ω_c is the cutoff frequency that will be discussed later. In the absence of external pulse sequences, the nano-EM individual and collective dephasing functions $\Phi_s(\mathbf{r}_i, t)$, $\Phi_c(\mathbf{r}_i, \mathbf{r}_j, t)$ can be defined by the temporal integration of Eqs. (S19, S20). We obtain (Eqs. (2, 3) in the main text):

$$\begin{aligned} \Phi_c(\mathbf{r}_i, \mathbf{r}_j, t) &= 2 \int_0^t dt \gamma_\phi^c(\mathbf{r}_i, \mathbf{r}_j, t) \\ &= \frac{4\mu_0}{\hbar\pi} \int_0^{\omega_c} d\omega \frac{1 - \cos \omega t}{\omega^2} \coth \frac{\hbar\omega}{2k_B T} \frac{\omega^2}{c^2} \left[\mathbf{m}_i \cdot \frac{\text{Im}[\overleftrightarrow{G}_m(\mathbf{r}_i, \mathbf{r}_j, \omega) + \overleftrightarrow{G}_m^\dagger(\mathbf{r}_j, \mathbf{r}_i, \omega)]}{2} \cdot \mathbf{m}_j \right] \\ &= \int_0^{\omega_c} d\omega F(\omega, t) J_c(\mathbf{r}_i, \mathbf{r}_j, \omega). \end{aligned} \quad (\text{S21})$$

$$\begin{aligned} \Phi_s(\mathbf{r}_i, t) &= 2 \int_0^t dt \gamma_\phi^s(\mathbf{r}_i, t) \\ &= \frac{4\mu_0}{\hbar\pi} \int_0^{\omega_c} d\omega \frac{1 - \cos \omega t}{\omega^2} \coth \frac{\hbar\omega}{2k_B T} \frac{\omega^2}{c^2} \left[\mathbf{m}_i \cdot \frac{\text{Im}[\overleftrightarrow{G}_m(\mathbf{r}_i, \mathbf{r}_i, \omega) + \overleftrightarrow{G}_m^\dagger(\mathbf{r}_i, \mathbf{r}_i, \omega)]}{2} \cdot \mathbf{m}_i \right] \\ &= \int_0^{\omega_c} d\omega F(\omega, t) J_s(\mathbf{r}_i, \omega), \end{aligned} \quad (\text{S22})$$

Here, we decompose the integrands in Eqs. (S22, S21) into the Ramsey filter function $F(\omega, t) = (1 - \cos \omega t)/\omega^2$ [4] and noise (correlation) spectra $J_s(\mathbf{r}_i, \omega)$ ($J_c(\mathbf{r}_i, \mathbf{r}_j, \omega)$). The symmetric formalism $\Phi_c(\mathbf{r}_i, \mathbf{r}_j) = \Phi_c(\mathbf{r}_j, \mathbf{r}_i)$ guarantees the Hermiticity of the master equation Eq. (S18) in both reciprocal and non-reciprocal photonic environments. We emphasize that this symmetric formalism is related to the EM bath correlations $\text{Im}[\overleftrightarrow{G}_m(\mathbf{r}_i, \mathbf{r}_j, \omega) + \overleftrightarrow{G}_m^\dagger(\mathbf{r}_j, \mathbf{r}_i, \omega)]/2$, manifesting important differences from previous discussions of EM bath's correlation properties limited to the reciprocal cases $\text{Im}[\overleftrightarrow{G}_m(\mathbf{r}_i, \mathbf{r}_j, \omega)]$ [5, 6]. We note that, in non-reciprocal environments, $\text{Im}[\overleftrightarrow{G}_m(\mathbf{r}_i, \mathbf{r}_j, \omega) + \overleftrightarrow{G}_m^\dagger(\mathbf{r}_j, \mathbf{r}_i, \omega)]/2 \neq \text{Im}[\overleftrightarrow{G}_m(\mathbf{r}_i, \mathbf{r}_j, \omega)] \neq \text{Im}[\overleftrightarrow{G}_m(\mathbf{r}_j, \mathbf{r}_i, \omega)]$ and $\text{Im}[\overleftrightarrow{G}_m(\mathbf{r}_i, \mathbf{r}_j, \omega)]$ is generally not even a good approximation of $\text{Im}[\overleftrightarrow{G}_m(\mathbf{r}_i, \mathbf{r}_j, \omega) + \overleftrightarrow{G}_m^\dagger(\mathbf{r}_j, \mathbf{r}_i, \omega)]/2$. In addition, the universal behaviors of $\text{Im}[\overleftrightarrow{G}_m(\mathbf{r}_i, \mathbf{r}_j, \omega) + \overleftrightarrow{G}_m^\dagger(\mathbf{r}_j, \mathbf{r}_i, \omega)]/2 \sim |\mathbf{r}_i - \mathbf{r}_j|^{-\beta}$ proved in the main text are generally not applicable to $\text{Im}[\overleftrightarrow{G}_m(\mathbf{r}_i, \mathbf{r}_j, \omega)]$. The nano-EM collective t_ϕ^c and individual t_ϕ^s dephasing time can be defined through $|\Phi_c(\mathbf{r}_i, \mathbf{r}_j, t_\phi^c)| = 1$ and $|\Phi_s(\mathbf{r}_i, t_\phi^s)| = 1$.

We now provide additional discussions of the nano-EM super-dephasing dynamics Eq. (S18) and dephasing functions Eqs. (S21, S22).

B. High frequency cutoff ω_c

Without the cutoff frequency ω_c , Eqs. (S21, S22) will not converge (even with the filter function $F(\omega)$) due to the free-space vacuum fluctuation contributions. At $\omega \rightarrow \infty$, we have:

$$\text{Im} \overleftrightarrow{G}_m(\mathbf{r}_i, \mathbf{r}_i, \omega) \approx \text{Im} \overleftrightarrow{G}_m^0(\mathbf{r}_i, \mathbf{r}_i, \omega) = \frac{\omega}{6\pi c}, \quad (\text{S23a})$$

$$\text{Im} \overleftrightarrow{G}_m(\mathbf{r}_i, \mathbf{r}_j, \omega) \approx \text{Im} \overleftrightarrow{G}_m^0(\mathbf{r}_i, \mathbf{r}_j, \omega) = \text{Im} \left[-\frac{c^2 e^{i\omega D/c}}{4\pi\omega^2 D^3} \left(1 - i\frac{\omega D}{c} - \frac{\omega^2 D^2}{c^2} \right) \right] \approx \frac{\sin(\omega D/c)}{4\pi D}, \quad (\text{S23b})$$

where $\overleftrightarrow{G}_m^0(\omega)$ is the magnetic dyadic Green's function in free-space and $D = |\mathbf{r}_i - \mathbf{r}_j|$ is the interatom distance. Considering $\coth \frac{\hbar\omega}{2k_B T} \approx 1$ at $\omega \rightarrow +\infty$, we find that the frequency integral in Eqs. (S21, S22) will not converge without the cutoff frequency ω_c . This type of divergence is widely encountered in the calculations of EM-fluctuation induced effects, e.g., Lamb shift calculations and Casimir force calculations. Here, similar to calculations or other QED effects, we consider a frequency cutoff ω_c to regulate the high-frequency behavior of the integrand in Eqs. (S21, S22). We select the $\omega_c = mc^2/\hbar$ to be the same as the Lamb shift calculations. We emphasize that the choice of ω_c does not affect the results presented in the paper. We note that, although the choice of ω_c can quantitatively affect the collective Φ_c and individual Φ_s dephasing functions in free-space, their ratio $|\Phi_c/\Phi_s| \ll 1$ is always negligibly small in free-space. Therefore, the dephasing processes of TLSs in free-space are always dominated by individual dephasing. Meanwhile, the choice of ω_c has negligible influence on dephasing in the nano-EM environments since Φ_c and Φ_s in the nano-EM environments are determined by low-frequency EM fluctuations, as discussed in the main text.

C. Completely positive and trace-preserving maps

Physically valid quantum dynamics must be trace-preserving and completely positive. This requires the tensor Ψ , defined by $[\Psi]_{ij} = \Phi_c(\mathbf{r}_i, \mathbf{r}_j, t)$ and $[\Psi]_{ii} = \Phi_s(\mathbf{r}_i, t)$, to be positive semi-definite [7]. Therefore, we need to have $\Phi_c(\mathbf{r}_i, \mathbf{r}_j, t) = \Phi_c(\mathbf{r}_j, \mathbf{r}_i, t)$ and $\Phi_s(\mathbf{r}_i, t) > 0$. We note that Eqs. (S22, S21) satisfy both conditions in general photonic environments, which can be reciprocal or non-reciprocal. This is because the symmetric $\text{Im}[\overleftrightarrow{G}_m(\mathbf{r}_i, \mathbf{r}_j, \omega) + \overleftrightarrow{G}_m^\dagger(\mathbf{r}_j, \mathbf{r}_i, \omega)]/2$ guarantees $\Phi_c(\mathbf{r}_i, \mathbf{r}_j, t) = \Phi_c(\mathbf{r}_j, \mathbf{r}_i, t)$ and positive definiteness of $\text{Im}[\overleftrightarrow{G}_m(\mathbf{r}_i, \mathbf{r}_i, \omega) + \overleftrightarrow{G}_m^\dagger(\mathbf{r}_i, \mathbf{r}_i, \omega)]/2$ at all ω ensures $\Phi_s(\mathbf{r}_i, t) > 0$. Meanwhile, we note that, in the presence of non-reciprocity, the previously discussed EM correlations $\text{Im}[\overleftrightarrow{G}_m(\mathbf{r}_i, \mathbf{r}_j)]$ are not even good approximations of the general formalism $\text{Im}[\overleftrightarrow{G}_m(\mathbf{r}_i, \mathbf{r}_j) + \overleftrightarrow{G}_m^\dagger(\mathbf{r}_j, \mathbf{r}_i)]/2$ valid in non-reciprocal environments. Neglecting the effects of non-reciprocity on EM fluctuation correlations (i.e., $\text{Im}[\overleftrightarrow{G}_m(\mathbf{r}_i, \mathbf{r}_j) + \overleftrightarrow{G}_m^\dagger(\mathbf{r}_j, \mathbf{r}_i)]/2 \neq \text{Im}[\overleftrightarrow{G}_m(\mathbf{r}_i, \mathbf{r}_j)]$) will lead to non-physical quantum dynamics in non-reciprocal photonic environments.

D. Non-Markovianity

Eq. (S18) is derived using the TCL technique and is not limited to the Markovian EM bath. It is worth noting that Eq. (S18) is not a time-dependent Markovian master equation since the individual and collective dephasing rates

$\gamma_s^\phi(\mathbf{r}_i, t)$ and $\gamma_c^\phi(\mathbf{r}_i, \mathbf{r}_j, t)$ explicitly depends on the initial time t_0 [8], which is chosen to be $t_0 = 0$ here. The memory effects of the EM bath can be reflected by the dependence of $\gamma_s^\phi(\mathbf{r}_i, t)$ and $\gamma_c^\phi(\mathbf{r}_i, \mathbf{r}_j, t)$ on t and t_0 [8]. However, for configurations considered in the main text, we note that non-Markovianity does not have prominent effects on dephasing effects. For atoms/spins coupled to the EM bath, non-Markovianity is usually associated with (1) the retardation effects, which are prominent when atoms are separated by a large distance [9], and (2) the memory effects of the EM bath, which are only prominent at a time scale much shorter compared to qubit decoherence [3]. Here, since we are considering spin qubit ensembles much smaller than low-frequency EM fluctuation wavelengths, the retardation effects are not prominent in the configurations in this manuscript. Additionally, in this manuscript, we focus on the experimentally measurable effects of collective dephasing at time scales much longer than the memory time of the EM environment. Therefore, non-Markovianity can be neglected in the configurations considered in the main text.

S2. COLLECTIVE DEPHASING IN DIFFERENT QED PLATFORMS

In this section, we compare collective dephasing effects in different QED platforms. As discussed in the main text, in the nano-EM environments near material slabs, collective dephasing is greatly enhanced and exhibits collective interaction range not found in free-space, waveguide, or cavity QED systems. In Fig. S1, we summarize our discoveries in the main text and compare nano-EM environments with other commonly encountered QED platforms. We emphasize that the nano-EM environment provides a unique regime for the emergence of super-dephasing phenomena mediated by EM fluctuations.

QED platforms	free-space	waveguide	open resonant cavity	nano-electromagnetic (low-frequency)
low-frequency EM fluctuation enhancement	no enhancement	waveguide mode frequency $\omega = \omega_{wg} \geq 2.4 c/r$	resonant cavity mode frequency $\omega = \omega_{cav} \geq c/2R$	boradband giant enhancement (10^{20}) at $\omega < 1$ MHz
collective interaction range	$\sim \sin(k_0D)/(k_0D)$	$\omega = \omega_{wg}: \sim \sin(k_0D)$ off-resonance: $\sim \sin(k_0D)/(k_0D)$	$\omega = \omega_{cav}: \sim \sin(k_0D)$ off-resonance: $\sim \sin(k_0D)/(k_0D)$	magnetic: $\sim -1/D^3$, non-magnetic: $\sim 1/D$. controllable by metamaterials, e.g., $\sim 1/D^2$, independent of EM wavelength $1/k_0$
EM-fluctuation induced dephasing	$ \Phi_c / \Phi_s \ll 1$	$ \Phi_c / \Phi_s \ll 1$	$ \Phi_c / \Phi_s \ll 1$	$ \Phi_c / \Phi_s \sim 1$

FIG. S1. Comparison of collective dephasing in different QED platforms. ω_{wg} and ω_{cav} represent the waveguide and cavity mode frequencies, respectively. r is the radius of the circular waveguide, and R is the distance between cavity walls. D is the interatom distance. It is worth noting that waveguides and resonant cavities provide enhancement of EM fluctuations at resonance frequencies higher than cutoff frequencies, e.g., waveguide cutoff frequency $2.4c/r$ or lowest cavity mode frequency $c/2R$. Meanwhile, nano-EM environments near magnets and conductors provide ubiquitous broadband enhancement of EM fluctuations at low frequencies. In the nano-EM environments near material slabs, collective dephasing is greatly enhanced and exhibits collective interaction range not present in free-space, waveguide, or cavity QED systems.

In the following, we provide supplemental details for comparing collective dephasing Φ_c/Φ_s and low-frequency noise correlation spectra $J_c(\omega)$ in free-space, resonant cavities, and nano-EM environments. In addition, we provide back-of-the-envelope calculations to show that the 20 orders of magnitude enhancement of low-frequency $J_c(\omega)$ (Fig. 1(b) in the main text) is a general effect near conductors and magnetic materials. In the following, we consider two magnetic TLSs with $\mathbf{m}_i = \mathbf{m}_j$ along the z direction perpendicular to $\mathbf{r}_i - \mathbf{r}_j$ and denote $D = |\mathbf{r}_i - \mathbf{r}_j|$.

A. Free-space

Substituting Eq. (S23) into Eqs. (S21, S22), we have dephasing functions in free-space,

$$\begin{aligned} \Phi_c(\mathbf{r}_i, \mathbf{r}_j, t) &= \frac{4\mu_0}{\hbar\pi} \int_0^{\omega_c} F(\omega, t) J_c(\mathbf{r}_i, \mathbf{r}_j, \omega) \\ &= \frac{4\mu_0 \mathbf{m}_i^2}{\hbar\pi c^2} \int_0^{\omega_c} d\omega \frac{1 - \cos \omega t}{\omega^2} \omega^2 \coth \frac{\hbar\omega}{2k_B T} \text{Im} \left[-\frac{c^2}{4\pi\omega^2 D^3} \left(1 - i\frac{\omega D}{c} - \frac{\omega^2 D^2}{c^2} \right) e^{i\omega D/c} \right], \end{aligned} \quad (\text{S24})$$

$$\Phi_s(\mathbf{r}_i, t) = \frac{4\mu_0}{\hbar\pi} \int_0^{\omega_c} d\omega F(\omega, t) J_s(\mathbf{r}_i, \omega) = \frac{4\mu_0 \mathbf{m}_i^2}{\hbar\pi c^2} \int_0^{\omega_c} d\omega \frac{1 - \cos \omega t}{\omega^2} \omega^2 \coth \frac{\hbar\omega}{2k_B T} \frac{\omega}{6\pi c}. \quad (\text{S25})$$

In the main text Fig. 1(c), we take $\omega_c \approx 7.73 \times 10^{20}$ Hz and $t = 100 \mu\text{s}$ in the calculations of $|\Phi_c/\Phi_s|$.

B. Resonant cavity

We consider an open single-mode cavity with cavity mode frequency $\omega_{cav} = 2\pi \times 0.1$ MHz. For $D = |r_i - r_j|$ much smaller than the wavelength of the cavity mode, we approximate the Green's function in cavities $\overleftrightarrow{G}_m^{cav}$ as

$$\text{Im} \overleftrightarrow{G}_m^{cav}(\mathbf{r}_i, \mathbf{r}_j, \omega) = \text{Im} \overleftrightarrow{G}_m^0(\mathbf{r}_i, \mathbf{r}_j, \omega) \left[1 + P \frac{(\omega_{cav}/2Q)^2}{(\omega_{cav}/2Q)^2 + (\omega - \omega_{cav})^2} \right], \quad (\text{S26})$$

where we take the cavity Purcell factor $P = 10^6$ and quality factor $Q = 5 \times 10^5$ in the calculations of $J_c(\omega)$ and $|\Phi_c/\Phi_s|$ in Fig. S2.

C. Nano-EM environment

As discussed in the main text, the Green's function in the nano-EM environment is given by

$$\text{Im}[\overleftrightarrow{G}_m(\mathbf{r}_i, \mathbf{r}_j)]_{zz} \approx \frac{1}{8\pi^2 k_0^2} \int dq d\theta q^2 r_{ss}(q, \theta) e^{iqD \cos(\theta - \varphi)} e^{-2qz}, \quad (\text{S27})$$

where $k_0 = \omega/c$. The reflection coefficient $r_{ss}(q, \theta)$ is determined by material properties $\overleftrightarrow{\mu}$ and $\overleftrightarrow{\varepsilon}$, φ is the relative angle between $\mathbf{r}_i - \mathbf{r}_j$ and x-axis, and z is the distance between TLSs and material slabs. Details of reflection coefficient calculations are provided in Sec. S3B. In the main text, we consider gyromagnetic material yttrium iron garnet (YIG), nonmagnetic conductor silver, and BCS superconductor niobium. Details of material models and experimentally accessible material parameters are provided in Sec. S2E.

In Fig. S2, we plot low-frequency $\text{Im} \overleftrightarrow{G}_m(\mathbf{r}_i, \mathbf{r}_j, \omega)$ in different photonic environments. Fig. 1(b) and Fig. S2 clearly show that low-frequency $J_c(\omega) \propto \text{Im} \overleftrightarrow{G}_m(\mathbf{r}_i, \mathbf{r}_j, \omega)$ is enhanced by about 20 orders of magnitude in the nano-EM environment compared to free-space or RF cavity. As discussed in the main text, this giant enhancement of $J_c(\omega)$ leads to distinct behaviors of collective dephasing in nano-EM environments and other QED platforms.

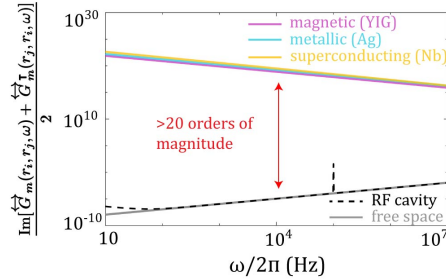


FIG. S2. Noise correlations $J_c(\omega)$ and Green's functions $\text{Im}[\overleftrightarrow{G}_m]_{zz}$ are enhanced by over 20 orders of magnitude in the nano-electromagnetic environments compared to free space. We consider $D = |r_i - r_j| = 50$ nm and $z = 50$ nm in the calculations.

In the following, we use back-of-the-envelope calculations to demonstrate that this giant enhancement of low-frequency $J_c(\omega)$ in the nano-EM environment is a general effect near general non-magnetic conductors and magnetic materials.

D. Simple calculations of the enhancement magnitudes in the nano-EM environment

Here, we provide simplified toy model calculations to show that the giant enhancement of noise correlation spectra $J_c^{nem}/J_c^{vac} > 10^{20}$ in Fig. 1(b) in the main text is a general effect near non-magnetic conductors and magnetic materials. We use J_c^{nem} and J_c^{vac} to denote noise correlation spectra in the nano-EM environment and free-space, respectively. We focus on $J_c^{nem}/J_c^{vac} \propto \overleftrightarrow{G}_m^{nem}/\overleftrightarrow{G}_m^{vac}$. For simplicity, we consider isotropic materials with scalar ε

and μ . As discussed in the main text, in the nano-EM environment, \overleftrightarrow{G}_m is determined by evanescent interface waves with momentum $q \gg k_0$. For magnetic materials, the Fresnel reflection coefficients $r_{ss}(q)$ at $q/k_0 \rightarrow +\infty$ is,

$$r_{ss}(q) = \frac{\mu\sqrt{k_0^2 - q^2} - \sqrt{\varepsilon\mu k_0^2 - q^2}}{\mu\sqrt{k_0^2 - q^2} + \sqrt{\varepsilon\mu k_0^2 - q^2}} \approx \frac{\mu - 1}{\mu + 1}, \quad q \gg k_0. \quad (\text{S28})$$

For nonmagnetic materials, we have

$$r_{ss}(q) = \frac{\sqrt{k_0^2 - q^2} - \sqrt{\varepsilon k_0^2 - q^2}}{\sqrt{k_0^2 - q^2} + \sqrt{\varepsilon k_0^2 - q^2}} \approx \frac{k_0^2}{4q^2}(\varepsilon - 1), \quad q \gg k_0. \quad (\text{S29})$$

Substituting into Eq. (S27), we can obtain

$$\text{Im}[\overleftrightarrow{G}_m^{nem}(r_i, r_j, \omega) + \overleftrightarrow{G}_m^{nem, \top}(r_j, r_i, \omega)]_{zz}/2 \approx \frac{1}{4\pi k_0^2} \frac{8z^2 - D^2}{[4z^2 + D^2]^{5/2}} \text{Im} \frac{\mu - 1}{\mu + 1}, \quad (\text{S30a})$$

$$\text{Im}[\overleftrightarrow{G}_m^{nem}(r_i, r_j, \omega) + \overleftrightarrow{G}_m^{nem, \top}(r_j, r_i, \omega)]_{zz}/2 \approx \frac{1}{16\pi\sqrt{4z^2 + D^2}} \text{Im}(\varepsilon - 1). \quad (\text{S30b})$$

Meanwhile, we can find the low-frequency Green's function in free space at $D \ll 1/k_0$ as

$$\text{Im}[\overleftrightarrow{G}_m^{vac}(r_i, r_j, \omega)] \approx \frac{\omega}{6\pi c}, \quad \frac{\omega D}{c} \ll 1. \quad (\text{S31})$$

Since $J_c(\omega) \propto \text{Im}[\overleftrightarrow{G}_m^{nem}(r_i, r_j, \omega) + \overleftrightarrow{G}_m^{\top}(r_j, r_i, \omega)]$, we have

$$\frac{J_c^{nem}(\omega)}{J_c^{vac}(\omega)} \approx \begin{cases} \frac{3}{8} \frac{\text{Im}(\varepsilon - 1)}{\sqrt{4z^2 + D^2}} \frac{1}{k_0}, \\ \frac{3}{2} \frac{8z^2 - D^2}{[4z^2 + D^2]^{5/2}} \text{Im} \frac{\mu - 1}{\mu + 1} \frac{1}{k_0^3}. \end{cases} \quad (\text{S32})$$

We can now verify the order of $J_c^{nem}(\omega)/J_c^{vac}(\omega)$ in the nano-EM environments with simple calculations. For simplicity, we consider $D = z < 100\text{nm}$. At $\omega < 10^6 \text{s}^{-1}$, we have $k_0 = \omega/c < 0.003 \text{m}^{-1}$ and $k_0 D = k_0 z < 3 \times 10^{-10}$.

Near magnetic materials, we have

$$\frac{J_c^{nem}(\omega)}{J_c^{vac}(\omega)} > 6 \times 10^{27} \text{Im} \frac{\mu - 1}{\mu + 1}, \quad (\text{S33})$$

even for magnetic materials with extremely small magnetic damping at microwave frequencies, e.g., $\mu = 2 + 4 \times 10^{-7}i$ (much smaller compared to common ferrites), we still have $J_c^{nem}(\omega)/J_c^{vac}(\omega) > 6 \times 10^{27} \times 5 \times 10^{-8} = 3 \times 10^{20}$ at $\omega < 10^6 \text{s}^{-1}$.

Near conductors, we have

$$\frac{J_c^{nem}(\omega)}{J_c^{vac}(\omega)} > 6.3 \times 10^{13} \sigma, \quad (\text{S34})$$

even for conductors with very low conductivity, e.g., Titanium (one of the least conductive metals) with $\sigma = 2.3 \times 10^6 \text{S/m}$, we still have $J_c^{nem}(\omega)/J_c^{vac}(\omega) > 1.4 \times 10^{20}$ at $\omega < 10^6 \text{s}^{-1}$.

The above simple calculations demonstrate that the giant enhancement of low-frequency EM fluctuation correlations (i.e., $J_c^{nem}(\omega)/J_c^{vac}(\omega) > 10^{20}$) is a general effect near common magnetic materials and conductors and does not rely on specific parameter regimes.

E. Material parameters for Fig. 1(b, c) in the main text

In the main text, we consider several realistic material examples, which are representative of different material classes (e.g., isotropic, hyperbolic, and gyrotropic), to show the enhancement of collective dephasing in the nano-EM environments (Fig. 1(b, c) in the main text). We now provide the material models and experimentally accessible parameters for these material examples.

1. yttrium iron garnet (gyromagnet)

We consider the Landau–Lifshitz–Gilbert formula for the magnetic permeability tensor $\overleftrightarrow{\mu}_{\text{YIG}}$ of the nonreciprocal gyromagnetic yttrium iron garnet (YIG). For a biasing magnetic field H_0 in the $\hat{\mathbf{z}}$ direction, we have,

$$\overleftrightarrow{\mu}_{\text{YIG}}(\omega) = \mu_0 \begin{bmatrix} 1 + \chi_{xx} & \chi_{xy} & 0 \\ \chi_{yx} & 1 + \chi_{yy} & 0 \\ 0 & 0 & 1 \end{bmatrix}, \quad \chi_{xx} = \chi_{yy} = \chi'_{xx} + i\chi''_{xx}, \quad \chi_{xy} = -\chi_{yx} = \chi''_{xy} - i\chi'_{xy}, \quad (\text{S35})$$

where $\chi_{xx}, \chi_{xy}, \chi_{yx}, \chi_{yy}$ are the components of the susceptibility tensor given by,

$$\chi'_{xx} = \frac{\omega_0 \omega_m (\omega_0^2 - \omega^2) + \omega_0 \omega_m \omega^2 \alpha^2}{[\omega_0^2 - \omega^2 (1 + \alpha^2)]^2 + 4\omega_0^2 \omega^2 \alpha^2}, \quad \chi''_{xx} = \frac{\alpha \omega \omega_m [\omega_0^2 + \omega^2 (1 + \alpha^2)]}{[\omega_0^2 - \omega^2 (1 + \alpha^2)]^2 + 4\omega_0^2 \omega^2 \alpha^2}, \quad (\text{S36})$$

$$\chi'_{xy} = \frac{\omega \omega_m [\omega_0^2 - \omega^2 (1 + \alpha^2)]}{[\omega_0^2 - \omega^2 (1 + \alpha^2)]^2 + 4\omega_0^2 \omega^2 \alpha^2}, \quad \chi''_{xy} = \frac{2\omega_0 \omega_m \omega^2 \alpha}{[\omega_0^2 - \omega^2 (1 + \alpha^2)]^2 + 4\omega_0^2 \omega^2 \alpha^2}. \quad (\text{S37})$$

Here, the Larmor frequency $\omega_0 = \gamma_{\text{YIG}} \mu_0 H_0$ depends on the gyromagnetic ratio γ_{YIG} and the bias field H_0 . $\omega_m = \gamma_{\text{YIG}} \mu_0 M_s$ depends on the saturation magnetization M_s . The Gilbert damping factor α_{YIG} determines the magnetic loss. In Fig. 1(b, c) in the main text, we consider $H_0 = 300$ G, $\alpha_{\text{YIG}} = 2.1 \times 10^{-3}$, $M_s = 1618$ G for the YIG slabs at $T = 300$ K [10].

2. silver (conductor)

We consider the Drude model for the low-frequency dielectric response $\overleftrightarrow{\varepsilon}_{\text{Ag}} = \varepsilon_{\text{Ag}}(\omega) \overleftrightarrow{\mathbf{I}}$ of polycrystalline silver:

$$\varepsilon_{\text{Ag}}(\omega) = 1 - \frac{\omega_p^2 \tau_{\text{Ag}}^2}{\omega^2 \tau_{\text{Ag}}^2 + 1} + i \frac{\sigma_0}{\varepsilon_0 \omega (1 + \omega^2 \tau_{\text{Ag}}^2)}, \quad (\text{S38})$$

where ω_p is the plasma frequency, $1/\tau_{\text{Ag}}$ is the electron mean collision rate, σ_0 is the direct current (DC) conductivity. In Fig. 1(b, c) in the main text, we employ $\omega_p = 2\pi \times 2.15 \times 10^{15}$ Hz, $\tau_{\text{Ag}} = 3.22 \times 10^{-14}$ s $^{-1}$, $\sigma_0 = 5.2 \times 10^7$ S/m for silver slabs at $T = 300$ K [11].

3. niobium (superconductor)

In this paper, we focus on niobium with local EM response, i.e., in the Pippard regime [12]. In this regime, the niobium complex conductivity $\sigma_{\text{Nb}} = \sigma_1 + i\sigma_2$ at temperature T can be described by the Mattis-Bardeen theory [12]:

$$\frac{\sigma_{\text{Nb}}(\omega, T)}{\sigma_n} = \frac{\sigma_1(\omega, T) + i\sigma_2(\omega, T)}{\sigma_n} = \int_{\Delta(T) - \hbar\omega}^{\infty} \frac{dx}{\hbar\omega} \tanh\left(\frac{x + \hbar\omega}{2k_B T}\right) g(x) - \int_{\Delta(T)}^{\infty} \frac{dx}{\hbar\omega} \tanh\left(\frac{x}{2k_B T}\right) g(x), \quad (\text{S39})$$

where σ_n is the conductivity of the normal state, $\Delta(T)$ is the temperature-dependent BCS gap. $g(x)$ is given by:

$$g(x) = \frac{x^2 + \Delta^2(T) + \hbar\omega x}{u_1 u_2}, \quad (\text{S40})$$

$$u_1 = \begin{cases} \sqrt{x^2 - \Delta^2(T)}, & \text{if } x > \Delta(T) \\ -i\sqrt{\Delta^2(T) - x^2}, & \text{if } x < \Delta(T) \end{cases} \quad (\text{S41})$$

$$u_2 = \sqrt{(x + \hbar\omega)^2 - \Delta^2(T)}. \quad (\text{S42})$$

As shown in Ref. [12], the complex conductivity of niobium predicted by the Mattis-Bardeen theory matches well with experimental measurements. At $T < T_c$ ($T_c = 9.2$ K is the critical temperature of niobium), the permittivity $\overleftrightarrow{\varepsilon} = \varepsilon_{\text{Nb}}(\omega, T) \overleftrightarrow{\mathbf{I}}$ can be written as:

$$\varepsilon_{\text{Nb}}(\omega, T) = 1 + \frac{i}{\varepsilon_0 \omega} \sigma_{\text{Nb}}(\omega, T) = 1 - \frac{\sigma_2(\omega, T)}{\varepsilon_0 \omega} + i \frac{\sigma_1(\omega, T)}{\varepsilon_0 \omega}. \quad (\text{S43})$$

In Fig. 1(b, c) in the main text, we consider $T = 7$ K, $\Delta(T) \approx 1$ meV, and $\sigma_n = 8.5 \times 10^7$ S/m [12] for niobium slabs.

S3. UNIVERSAL POWER-LAW DEPENDENCE OF NANO-EM COLLECTIVE DEPHASING

In this section, we provide supplemental details of the power-law dependence of nano-EM collective dephasing $\Phi_c \sim D^{-\beta}$ discussed in the main text. We first provide the full expression of the 3×3 magnetic dyadic Green's functions (MDGF) $\overleftrightarrow{G}_m(\mathbf{r}_i, \mathbf{r}_j, \omega)$ near arbitrary material slabs. In the main text, we focus on TLSs configurations with quantization axes perpendicular to the material slabs (related to $[\overleftrightarrow{G}_m]_{zz}$). Here, we demonstrate that, for other TLSs configurations (related to other components of \overleftrightarrow{G}_m), we can similarly prove the power-law dependence of nano-EM collective dephasing on interatom distance D . In addition, we also provide details of reflection coefficient calculations (i.e., Table. 1 in the main text). We justify the validity of Eq. (4) in the main text for general bianisotropic media with local EM response. Finally, we provide supplemental realistic material examples to demonstrate the universal power-law dependence $\Phi_c \sim D^{-\beta}$ of nano-EM collective dephasing. We find our analytical analysis in the main text matches well with exact numerical calculations based on realistic material models.

A. Magnetic dyadic Green's functions

In the nano-EM environment, MDGF is dominated by contributions from the reflected component, i.e., $\overleftrightarrow{G}_m(\mathbf{r}_i, \mathbf{r}_j, \omega) \approx \overleftrightarrow{G}_m^r(\mathbf{r}_i, \mathbf{r}_j, \omega)$. In this case, $\overleftrightarrow{G}_m^r(\mathbf{r}_i, \mathbf{r}_j, \omega)$ near general material slabs can be calculated from the reflection coefficients $r_{ss}, r_{sp}, r_{pp}, r_{ps}$. Assuming the material slab is perpendicular to the $\hat{\mathbf{z}}$ direction, we have [2]:

$$\begin{aligned} \overleftrightarrow{G}_m^r(\mathbf{r}_i, \mathbf{r}_j, \omega) = & \frac{i}{8\pi^2} \int \frac{d\mathbf{q}}{k_z} e^{i\mathbf{q}(\mathbf{r}_i - \mathbf{r}_j)} e^{ik_z(z_i + z_j)} \left(\frac{r_{pp}}{q^2} \begin{bmatrix} q_y^2 & -q_x q_y & 0 \\ -q_x q_y & q_x^2 & 0 \\ 0 & 0 & 0 \end{bmatrix} + \frac{r_{ss}}{k_0^2 q^2} \begin{bmatrix} -q_x^2 k_z^2 & -q_x q_y k_z^2 & -q_x k_z q^2 \\ -q_x q_y k_z^2 & -q_y^2 k_z^2 & -q_y k_z q^2 \\ q^2 q_x k_z & q^2 q_y k_z & q^4 \end{bmatrix} \right. \\ & \left. + \frac{r_{ps}}{k_0 q^2} \begin{bmatrix} q_x q_y k_z & q_y^2 k_z & q_y q^2 \\ -q_x^2 k_z & -q_y q_x k_z & -q_x q^2 \\ 0 & 0 & 0 \end{bmatrix} + \frac{r_{sp}}{k_0 q^2} \begin{bmatrix} -q_x q_y k_z & q_x^2 k_z & 0 \\ -q_y^2 k_z & q_y q_x k_z & 0 \\ q_y q^2 & -q_x q^2 & 0 \end{bmatrix} \right), \end{aligned} \quad (\text{S44})$$

where $k_0 = \omega/c$, $\mathbf{q} = q_x \hat{\mathbf{x}} + q_y \hat{\mathbf{y}}$ is the in-plane momentum, $q^2 = |\mathbf{q}|^2$, $k_z = \sqrt{k_0^2 - q^2}$ is the z component of momentum, and $z_i = \mathbf{r}_i \cdot \hat{\mathbf{z}}$, $z_j = \mathbf{r}_j \cdot \hat{\mathbf{z}}$ are the distance between TLSs and material slabs.

In the main text, we focus on $[\overleftrightarrow{G}_m^r]_{zz}$ and TLSs configurations with quantization axes perpendicular to the material slabs. We find (Eq. (5) in the main text),

$$J_c(\omega) \propto \text{Im}[\overleftrightarrow{G}_m^r(\mathbf{r}_i, \mathbf{r}_j) + \overleftrightarrow{G}_m^{\dagger}(\mathbf{r}_j, \mathbf{r}_i)]_{zz} \propto \text{Im} \int_0^{2\pi} \left[\frac{4f_0(\theta) a^3 - 3a \cos^2(\theta - \varphi)}{k_0^3 D^3 [a^2 + \cos^2(\theta - \varphi)]^3} + \frac{2f_2(\theta)}{k_0 D} \frac{a}{a^2 + \cos^2(\theta - \varphi)} \right] d\theta. \quad (\text{S45})$$

We notice that the integrand is proportional to a except at $\cos(\theta - \varphi) \approx 0$. Therefore, at large D (small $a < 1$), the integrand is dominated by contributions from $\theta_1 = \varphi + \pi/2$ and $\theta_2 = \varphi + 3\pi/2$. We further notice that,

$$\int_0^{\pi} \frac{2a^3 - 6a \cos^2(\theta - \varphi)}{[a^2 + \cos^2(\theta - \varphi)]^3} d\theta = -\pi, \quad \int_0^{\pi} \frac{a}{a^2 + \cos^2(\theta - \varphi)} d\theta = \pi. \quad (\text{S46})$$

Substitute Eq. (S46) into Eq. (S45), we obtain Eq. (6) in the main text.

In the following, we briefly discuss other components of $\overleftrightarrow{G}_m^r$ and other TLSs configurations. We show that nano-EM collective dephasing still exhibits power-law dependence on interatom distance D , which can be proved in a similar way as in the main text. As discussed in the main text, in the near-field of material slabs, low-frequency $\overleftrightarrow{G}_m^r$ is dominated by contributions from evanescent interface waves with momentum $q/k_0 \gg 1$. On the right hand side (RHS) of Eq. (S44), we notice that the second term scales as $\sim r_{ss}(q/k_0)^2$, while other terms scale slower as $(q/k_0)^1$ or $(q/k_0)^0$. Therefore, we expect the second term on the RHS of Eq. (S44) to dominate the q -integral for low-frequency $\overleftrightarrow{G}_m^r$. Furthermore, at $q/k_0 \gg 1$, we have $q_x = q \cos \theta$, $q_y = q \sin \theta$, and $k_z \approx iq$. Substituting q_x , q_y , and k_z into Eq. (S44), assuming that Eq. (S44) is dominated by contributions from the r_{ss} term, we have

$$\overleftrightarrow{G}_m^r(\mathbf{r}_i, \mathbf{r}_j, \omega) \approx \frac{1}{8\pi^2} \int dq d\theta e^{i\mathbf{q}(\mathbf{r}_i - \mathbf{r}_j)} e^{-q(z_i + z_j)} \frac{r_{ss}}{k_0^2} \begin{bmatrix} q^2 \cos^2 \theta & q^2 \cos \theta \sin \theta & -iq^2 \cos \theta \\ q^2 \cos \theta \sin \theta & q^2 \sin^2 \theta & -iq^2 \sin \theta \\ iq^2 \cos \theta & iq^2 \sin \theta & q^2 \end{bmatrix}. \quad (\text{S47})$$

From Eq. (S47), we note that the integrand of other components of the 3×3 matrix $\overleftrightarrow{G}_m^r$ differ from the integrand of $[\overleftrightarrow{G}_m^r]_{zz}$ by a function of θ . In Eq. (5) in the main text, this additional function of θ can be absorbed into the $f_0(\theta)$ and $f_2(\theta)$, which are the expansion of r_{ss} at $q/k_0 \gg 1$ (see Eq. (4) in the main text). Therefore, through Table. 1 and Eqs. (4-6) in the main text, we can similarly prove that nano-EM collective dephasing will generally exhibit power-law dependence $\Phi_c \sim D^{-\beta}$ on interatom distance D when the quantization axes of TLSs are not perpendicular to the material slabs. We note that, under one specific configuration where \mathbf{m}_i , \mathbf{m}_j , and $\mathbf{r}_i - \mathbf{r}_j$ are rigorously perpendicular to each other, we have $\mathbf{m}_i \cdot \text{Im}[\overleftrightarrow{G}_m^r(\mathbf{r}_i, \mathbf{r}_i, \omega) + \overleftrightarrow{G}_m^I(\mathbf{r}_i, \mathbf{r}_i, \omega)] \cdot \mathbf{m}_i = 0$ deviating from our discussions above. However, it is generally difficult to rigorously realize this configuration in experiments. The nano-EM collective dephasing behavior will recover the behaviors discussed above if there is a small deviation from this specific configuration.

B. Reflection coefficient calculations

For isotropic media, the above reflection coefficient $r_{ss}(q)$ can be obtained from the Fresnel formula Eqs. (S28, S29). For hyperbolic and gyromagnetic media, the closed-form expressions of $r_{ss}(q, \theta)$ at all q, θ are complicated. However, we only focus on $q \gg k_0$ behaviors. Therefore, for hyperbolic and gyrotropic media, we find the results in Table. 1 in the main text by taking $q/k_0 \gg 1$ in reflection coefficients $r_{ss}(q, \theta)$ of uniaxial media [13] (see Sec. S5) and gyrotropic media [14]. Meanwhile, we can also find $r_{ss}(q/k_0 \rightarrow \infty)$ by using the general methods described below.

We now briefly describe the calculations of $r_{ss}(q, \theta)$ for general bianisotropic material slabs with local EM response. In general, $r_{ss}(q, \theta)$ can be solved from the Maxwell equations and EM boundary conditions. We consider a material slab perpendicular to the z direction. We consider a plane wave with frequency ω and in-plane momentum q incident on the slab. The x , y , and z components of momentum of the incident plane wave are $q_x = q \cos \theta$, $q_y = q \sin \theta$, and $k_z = \sqrt{k_0^2 - q^2}$. For the transmitted EM fields \mathbf{E}^t and \mathbf{H}^t inside the material slab, we write the Maxwell equation as [14]:

$$\left(\begin{bmatrix} \overleftrightarrow{\varepsilon} & \overleftrightarrow{\zeta} \\ \overleftrightarrow{\xi} & \overleftrightarrow{\mu} \end{bmatrix} + \begin{bmatrix} 0 & \overleftrightarrow{\kappa}/k_0 \\ \overleftrightarrow{\kappa}'/k_0 & 0 \end{bmatrix} \right) \begin{bmatrix} \mathbf{E}^t \\ \eta_0 \mathbf{H}^t \end{bmatrix} = \overleftrightarrow{M} \begin{bmatrix} \mathbf{E}^t \\ \eta_0 \mathbf{H}^t \end{bmatrix} = 0, \quad \overleftrightarrow{\kappa} = \begin{bmatrix} 0 & -k'_z & q_y \\ k'_z & 0 & -q_x \\ -q_y & q_x & 0 \end{bmatrix}, \quad (\text{S48})$$

where $\overleftrightarrow{\varepsilon}$ is the permittivity tensor, $\overleftrightarrow{\mu}$ is the permeability tensor, $\overleftrightarrow{\zeta}$ and $\overleftrightarrow{\xi}$ are the magneto-electric couplings. $\eta_0 = \sqrt{\mu_0/\varepsilon_0}$, q_x, q_y are the x and y components of the transmitted fields, which are the same as the incident wave due to EM boundary conditions (in-plane momentum is continuous at the two sides of the material interface). k'_z is the z component of the momentum of transmitted fields. For Eq.(S48) to have nontrivial solutions, we require the determinant [14]:

$$\det \left(\begin{bmatrix} \overleftrightarrow{\varepsilon} & \overleftrightarrow{\zeta} \\ \overleftrightarrow{\xi} & \overleftrightarrow{\mu} \end{bmatrix} + \begin{bmatrix} 0 & \overleftrightarrow{\kappa}/k_0 \\ \overleftrightarrow{\kappa}'/k_0 & 0 \end{bmatrix} \right) = \det \overleftrightarrow{M} = 0. \quad (\text{S49})$$

From Eq. (S49), we can solve k'_z . For a given pair of (q, θ) ($q_x = q \cos \theta, q_y = q \sin \theta$), there exist four k'_z solutions of Eq. (S49) for anisotropic media, and the nullspace of \overleftrightarrow{M} is spanned by four eigensolutions. Two of the four eigensolutions correspond to the transmitted waves \mathbf{E}^t and \mathbf{H}^t . In the following, we denote them as $(\mathbf{E}_1^t, \mathbf{H}_1^t)$ and $(\mathbf{E}_2^t, \mathbf{H}_2^t)$. The reflection coefficient r_{ss} can be then solved by matching the EM boundary conditions at the interface of the material slab (e.g., see [14])

$$\begin{bmatrix} \sin \theta & -\sqrt{1 - (q/k_0)^2} \cos \theta & [\mathbf{E}_1^t]_x & [\mathbf{E}_2^t]_x \\ -\cos \theta & -\sqrt{1 - (q/k_0)^2} \sin \theta & [\mathbf{E}_1^t]_y & [\mathbf{E}_2^t]_y \\ \sqrt{1 - (q/k_0)^2} \cos \theta & \sin \theta & \eta_0 [\mathbf{H}_1^t]_x & \eta_0 [\mathbf{H}_2^t]_x \\ \sqrt{1 - (q/k_0)^2} \sin \theta & -\cos \theta & \eta_0 [\mathbf{H}_1^t]_y & \eta_0 [\mathbf{H}_2^t]_y \end{bmatrix} \begin{bmatrix} r_{ss}(q, \theta) \\ r_{ps}(q, \theta) \\ t_1 \\ t_2 \end{bmatrix} = \begin{bmatrix} -\sin \theta \\ \cos \theta \\ \sqrt{1 - (q/k_0)^2} \cos \theta \\ \sqrt{1 - (q/k_0)^2} \sin \theta \end{bmatrix}, \quad (\text{S50})$$

where $r_{ss}(q, \theta)$, $r_{ps}(q, \theta)$ are reflection coefficients and t_1, t_2 are transmission coefficients. In this matrix equation, the first and second rows correspond to the continuity of $[\mathbf{E}]_x$ and $[\mathbf{E}]_y$ at the material slab interface. The third and fourth lines correspond to the continuity of $[\mathbf{H}]_x$ and $[\mathbf{H}]_y$ at the material slab interface. With $(\mathbf{E}_1^t, \mathbf{H}_1^t)$ and $(\mathbf{E}_2^t, \mathbf{H}_2^t)$ solved from Eq. (S49), we can find the reflection coefficient $r_{ss}(q, \theta)$.

As discussed in the main text, we focus on the behaviors of $r_{ss}(q, \theta)$ at $q/k_0 \gg 1$ in this paper. In Eq. (4) in the main text, we find that

$$r_{ss}(q, \theta) \approx f_0(\theta) + f_2(\theta) \frac{k_0^2}{q^2}. \quad (\text{S51})$$

In the main text, we provide the expressions of $f_0(\theta)$ and $f_2(\theta)$ for isotropic, hyperbolic, and gyrotropic media with local EM response in Table. 1. Meanwhile, for generic bianisotropic media, it could be difficult to obtain a closed-form expression of $f_0(\theta)$ and $f_2(\theta)$. Nevertheless, as shown below, we justify that the expansion Eq. (S51) (Eq. (4) in the main text) is still valid for general bianisotropic media with local EM response. This indicates that the power-law dependence $\Phi_c \sim D^{-\beta}$ discussed in the main text is applicable to general bianisotropic media with local EM response.

1. *Validity of main text Eq. (4) for general bianisotropic media with local EM response*

For general bianisotropic media, it is difficult to obtain a closed-form expression of $f_0(\theta)$ and $f_2(\theta)$ in Eq. (S51). We now analyze Eqs. (S48-S50) and show that r_{ss} can still be expanded as a power series of k_0/q at $q/k_0 \gg 1$. We note that Eq. (S49) is a quartic equation with respect to k'_z . For bianisotropic media with local EM response, $\overleftrightarrow{\epsilon}$, $\overleftrightarrow{\mu}$, $\overleftrightarrow{\zeta}$, $\overleftrightarrow{\xi}$ are independent of q . Therefore, the coefficients of the quartic equation (S49) are polynomial functions of q/k_0 . From the general solutions of the quartic equation, we can find that the solutions k'_z of Eq. (S49) are algebraic functions of q/k_0 . Substitute the solutions k'_z into Eq. (S48), we can find the nullspace of \overrightarrow{M} by Gaussian elimination. Since only linear operations are employed in Gaussian elimination, each component of the eigensolutions $\begin{bmatrix} \mathbf{E}^t \\ \eta_0 \mathbf{H}^t \end{bmatrix}$ are algebraic functions of q/k_0 and k_z . Therefore, we find that all the parameters in Eq.(S50) are algebraic functions of q/k_0 . Since Eq.(S50) is a linear function, the solution $r_{ss}(q, \theta)$ is also an algebraic function of q/k_0 . As a result, at $q/k_0 \gg 1$, $r_{ss}(q, \theta)$ can be expanded as a power series of q/k_0 . Due to energy conservation, the reflection coefficient $r_{ss}(q, \theta)$ needs to be finite. Therefore, the highest order term in the power series of $r_{ss}(q, \theta)$ is the zeroth order term $f_0(\theta)$. The above arguments justify the applicability of Eq. (S51) for general bianisotropic media with local EM response.

C. Additional material examples

In the main text, we demonstrate the above power-law dependence of nano-EM collective dephasing $\Phi_c \sim D^{-\beta}$ using realistic material examples (gyromagnetic YIG, nonmagnetic conductor silver, and hyperbolic metamaterials) in Fig. 2(b) and Fig. (4). Here, we provide additional material examples (Fig. S3(a,b)) that are representative of other classes of materials in Table. 1 in the main text, including isotropic magnetic media and gyromagnetic media with $\mu_{yz} = -\mu_{zy} \neq 0$.

In Fig. S3(a,b), we present nano-EM collective dephasing range Φ_c/Φ_s near isotropic magnetic media and gyromagnetic media with $\mu_{yz} = -\mu_{zy} \neq 0$. We find our numerical calculations match well with our analytic analysis of the nano-EM collective dephasing range in Table. 1.

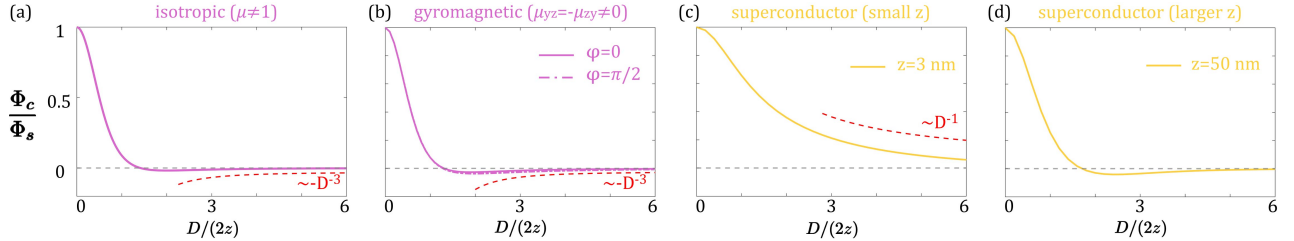


FIG. S3. Additional material examples for the universal nano-EM collective dephasing range derived in the main text. Our numerical calculations match well with our analytic analysis of the nano-EM collective dephasing range in Table. 1 in the main text.

We also briefly discuss the nano-EM collective dephasing range near BCS superconductors. Here, due to the giant screening effects from superconducting currents ((large $|\text{Re}\epsilon|$)), we find the approximation for Eq. (4) in the main text (i.e., $r_{ss} \approx r_{ss}(q \rightarrow \infty)$) is only good when the TLSs are very close to the superconductor slabs. As shown in Fig. S3(c), at $z = 3$ nm, we find our numerical calculations of $\Phi_c/\Phi_s \sim D^{-1}$ match well with our analytic analysis for isotropic nonmagnetic conductors. Meanwhile, at larger $z = 50$ nm, r_{ss} deviates from the approximation $r_{ss}(q \rightarrow \infty)$ due to screening effects (large $|\text{Re}\epsilon|$), the results deviate from $\Phi_c/\Phi_s \sim D^{-1}$ at large D (Fig. S3(D)) and look similar to collective dephasing behaviors near magnetic materials. In other words, superconductor screening effects reduce the range of nano-EM collective dephasing near superconductors. These results can be helpful for controlling collective dephasing effects in hybrid quantum systems [15].

S4. NANO-EM SUPER-DEPHASING SCALING LAWS

In this section, we provide derivations of the nano-EM super-dephasing scaling laws for GHZ states demonstrated in Fig. (4) in the main text. In addition, we provide additional discussions about super-dephasing in other entangled states, e.g., the decoherence-free subspace states (DFS) $|\psi\rangle_{\text{DFS}}$.

As shown in Fig. 3(a) in the main text, we consider N TLSs arranged in one-dimensional (1D) $N = 1 \times n$ and two-dimensional (2D) $N = n \times n$ arrays with lattice constant b at distance z from material slabs. We focus on \mathbf{m} of all TLSs perpendicular to the material slab. We consider the dephasing function for N -qubit entangled states, e.g., Φ_{GHZ} for GHZ states. Here, the dephasing functions characterize the decay of multiqubit coherence defined through the l_1 norm measure $C_{l_1}(\rho) = \sum_{n \neq k} |\rho_{nk}|$ [16], where ρ is the density matrix of the magnetic TLSs ensemble and ρ_{nk} are off-diagonal elements of ρ . For example, the decay of $C_{l_1}(\rho)$ for GHZ states follows $C_{l_1}(\rho(t = \tau)) = e^{-\Phi_{\text{GHZ}}(\tau)} C_{l_1}(\rho(t = 0))$. In the following, we focus on the scaling of $\Phi_{\text{GHZ}} \sim N^\alpha \Phi_s$ with N . We characterize the super- or sub-dephasing scaling laws by $\alpha = \partial \ln \Phi_{\text{GHZ}} / \partial \ln N$.

A. Greenberger–Horne–Zeilinger (GHZ) state

The N -qubit GHZ state is $|\psi\rangle_{\text{GHZ}} = \frac{1}{\sqrt{2}}(|0\rangle^{\otimes N} + |1\rangle^{\otimes N})$. From non-unitary processes in Eq. (S18) (Eq. (1) in the main text), we find the dephasing function $\Phi_{\text{GHZ}}^{2\text{D}}(n, t)$ for $|\psi\rangle_{\text{GHZ}}$ in 2D $n \times n$ TLSs arrays:

$$\Phi_{\text{GHZ}}^{2\text{D}}(n, t) = 2 \int \left[\sum_{x_i, y_i=1}^n \gamma_\phi^s(\mathbf{r}_i, t) + \sum_{\substack{x_i, x_j, y_i, y_j=1 \\ (x_i, y_i) \neq (x_j, y_j)}}^n \gamma_\phi^c(\mathbf{r}_i, \mathbf{r}_j, t) \right] dt, \quad (\text{S52})$$

where $\mathbf{r}_i = bx_i \hat{\mathbf{x}} + by_i \hat{\mathbf{y}}$, $\mathbf{r}_j = bx_j \hat{\mathbf{x}} + by_j \hat{\mathbf{y}}$. For 1D $1 \times n$ TLSs arrays, the dephasing function $\Phi_{\text{GHZ}}^{1\text{D}}(n, t)$ is:

$$\Phi_{\text{GHZ}}^{1\text{D}}(n, t) = 2 \int \left[\sum_{x_i=1}^n \gamma_\phi^s(\mathbf{r}_i, t) + \sum_{\substack{x_i, x_j=1 \\ x_i \neq x_j}}^n \gamma_\phi^c(\mathbf{r}_i, \mathbf{r}_j, t) \right] dt, \quad (\text{S53})$$

where $\mathbf{r}_i = bx_i \hat{\mathbf{x}}$, $\mathbf{r}_j = bx_j \hat{\mathbf{x}}$.

1. Collective dephasing with $\Phi_c/\Phi_s \sim D^{-1}$

We first derive the scaling of super-dephasing when the underlying collective dephasing range follows $\Phi_c/\Phi_s \sim D^{-1}$ at large interatom distance D . Here, we consider super-dephasing near non-magnetic conductors. From Table. 1 in the main text and Eqs. (S27, S21, S22), we find

$$\frac{\Phi_c(\mathbf{r}_i, \mathbf{r}_j)}{\Phi_s(\mathbf{r}_i)} \approx \frac{2z}{\sqrt{(2z)^2 + (\mathbf{r}_i - \mathbf{r}_j)^2}}. \quad (\text{S54})$$

Substituting Eq. (S54) into Eqs. (S52, S53), we obtain:

$$\frac{\Phi_{\text{GHZ}}^{2\text{D}}(n, t)}{\Phi_s(t)} \approx \sum_{x_i, x_j, y_i, y_j=1}^n \frac{r}{\sqrt{r^2 + (x_i - x_j)^2 + (y_i - y_j)^2}}, \quad \frac{\Phi_{\text{GHZ}}^{1\text{D}}(n, t)}{\Phi_s(t)} \approx \sum_{x_i, x_j=1}^n \frac{r}{\sqrt{r^2 + (x_i - x_j)^2}}, \quad (\text{S55})$$

where $r = 2z/b$. For 2D arrays, we have

1. In the regime $r \ll 1$, summation terms corresponding to $(x_i, y_i) = (x_j, y_j)$ are much larger than other terms in Eq. (S55). Therefore, we have:

$$\Phi_{\text{GHZ}}^{2\text{D}}/\Phi_s \sim n^2. \quad (\text{S56})$$

2. In the regime $r \gtrsim n$, we can convert the summation in Eq. (S55) into an integral through the Euler–Maclaurin formula:

$$\begin{aligned}\Phi_{\text{GHZ}}^{2\text{D}}/\Phi_s &\sim n^3 \int_0^1 \int_0^1 \int_0^1 \int_0^1 \frac{dx_1 dx_2 dy_1 dy_2}{\sqrt{(\frac{r}{n})^2 + (x_1 - x_2)^2 + (y_1 - y_2)^2}}, \\ &= 4n^3 \int_0^1 \int_0^1 \frac{(1-x)(1-y)}{\sqrt{(\frac{r}{n})^2 + x^2 + y^2}} dx dy,\end{aligned}\quad (\text{S57})$$

where the last step is because the distribution of the absolute difference of two uniform random variables is $(1-x)$. Converting the integral into the polar coordinates (ϱ, θ) , we have:

$$\Phi_{\text{GHZ}}^{2\text{D}}/\Phi_s \sim 8n^3 \int_0^{\pi/4} d\theta \int_0^{1/\cos\theta} d\varrho \frac{\varrho(1-\varrho\cos\theta)(1-\varrho\sin\theta)}{\sqrt{\varrho^2 + (r/n)^2}} \quad (\text{S58})$$

$$\approx 8n^3 \int_0^{\pi/4} d\theta \int_0^{1/\cos\theta} d\varrho \varrho(1-\varrho\cos\theta)(1-\varrho\sin\theta) \frac{n}{r}, \quad (\text{S59})$$

where we employ $r/n \gtrsim 1$ for the last equation. From Eq. (S59), we have:

$$\Phi_{\text{GHZ}}^{2\text{D}}/\Phi_s \sim n^4, \quad (\text{S60})$$

3. In the intermediate regime, from Eq. (S58), we can obtain:

$$\begin{aligned}\Phi_{\text{GHZ}}^{2\text{D}}/\Phi_s &\sim 8n^3 \int_0^{\pi/4} d\theta \int_0^{1/\cos\theta} d\varrho \frac{\varrho(1-\varrho\cos\theta)(1-\varrho\sin\theta)}{\sqrt{\varrho^2 + (r/n)^2}} \\ &\approx 8n^3 \int_0^{\pi/4} d\theta \int_0^{1/\cos\theta} d\varrho (1-\varrho\cos\theta)(1-\varrho\sin\theta),\end{aligned}\quad (\text{S61})$$

for $r/n \ll 1$. Therefore, we have:

$$\Phi_{\text{GHZ}}^{2\text{D}}/\Phi_s \sim n^3. \quad (\text{S62})$$

For 1D arrays, from Eq. (S55), we can similarly find $\Phi_{\text{GHZ}}^{1\text{D}}/\Phi_s \sim n$ and $\Phi_{\text{GHZ}}^{1\text{D}}/\Phi_s \sim n^2$ in the $r \ll 1$ and $r \gtrsim n$ regimes, respectively. In the intermediate regime, through the Euler–Maclaurin formula, we obtain $\Phi_{\text{GHZ}}^{1\text{D}}/\Phi_s \sim n \log n$.

The above analytical derivations match well with our numerical results in Fig. (4) in the main text. We have,

$$\Phi_{\text{GHZ}}^{2\text{D}}/\Phi_s \sim \begin{cases} N & r \ll 1, \\ N^{1.5} & \text{intermediate regime,} \\ N^2 & r \gtrsim n, \end{cases} \quad (\text{S63})$$

for 2D arrays ($N = n^2$). Meanwhile, differences between $\Phi_{\text{GHZ}}^{2\text{D}}/\Phi_s$ and $\Phi_{\text{GHZ}}^{1\text{D}}/\Phi_s$ in the intermediate regime shows the dimensionality effects on nano-EM super-dephasing phenomena.

2. Collective dephasing with $\Phi_c/\Phi_s \sim -D^{-3}$

We now derive the scaling of super-dephasing when the underlying collective dephasing range follows $\Phi_c/\Phi_s \sim -D^{-3}$ at large interatom distance D . Here, we consider super-dephasing near gyromagnetic media, e.g., YIG. From Table. 1 in the main text and Eqs. (S27, S21, S22), we find

$$\frac{\Phi_c(\mathbf{r}_i, \mathbf{r}_j)}{\Phi_s(\mathbf{r}_i)} \approx \frac{2(2z)^5 - (2z)^3(\mathbf{r}_i - \mathbf{r}_j)^2}{[(2z)^2 + (\mathbf{r}_i - \mathbf{r}_j)^2]^{\frac{5}{2}}}. \quad (\text{S64})$$

Substituting Eq. (S64) into Eqs. (S52, S53), we have:

$$\frac{\Phi_{\text{GHZ}}^{2\text{D}}(n, t)}{\Phi_s(t)} \approx \sum_{x_i, x_j, y_i, y_j=1}^n \frac{2r^5 - r^3[(x_i - x_j)^2 + (y_i - y_j)^2]}{2[r^2 + (x_i - x_j)^2 + (y_i - y_j)^2]^{\frac{5}{2}}}, \quad \frac{\Phi_{\text{GHZ}}^{1\text{D}}(n, t)}{\Phi_s(t)} \approx \sum_{x_i, x_j=1}^n \frac{2r^5 - r^3(x_i - x_j)^2}{2[r^2 + (x_i - x_j)^2]^{\frac{5}{2}}}, \quad (\text{S65})$$

where $r = 2z/b$. For 2D arrays, we have

1. In the regime $r \ll 1$, Eq. (S65) is dominated by terms corresponding to $(x_i, y_i) = (x_j, y_j)$. Therefore, we have:

$$\Phi_{\text{GHZ}}^{2\text{D}}/\Phi_s \sim n^2. \quad (\text{S66})$$

2. In the regime $r \gtrsim n$, with the Euler–Maclaurin formula, we convert Eq. (S65) into the integral:

$$\begin{aligned} \Phi_{\text{GHZ}}^{2\text{D}}/\Phi_s &\sim n \int_0^1 \int_0^1 \int_0^1 \int_0^1 \frac{2(\frac{r}{n})^2 - (x_1 - x_2)^2 - (y_1 - y_2)^2}{[(\frac{r}{n})^2 + (x_1 - x_2)^2 + (y_1 - y_2)^2]^{\frac{5}{2}}} dx_1 dx_2 dy_1 dy_2, \\ &= 4n \int_0^1 \int_0^1 \frac{2(\frac{r}{n})^2 - x^2 - y^2}{[(\frac{r}{n})^2 + x^2 + y^2]^{\frac{5}{2}}} (1-x)(1-y) dx dy. \end{aligned} \quad (\text{S67})$$

In polar coordinates (ϱ, θ) , we have:

$$\Phi_{\text{GHZ}}^{2\text{D}}/\Phi_s \sim 8n \int_0^{\pi/4} d\theta \int_0^{1/\cos\theta} d\varrho \varrho (1 - \varrho \cos\theta)(1 - \varrho \sin\theta) \frac{2(r/n)^2 - \varrho^2}{(\varrho^2 + (r/n)^2)^{5/2}} \quad (\text{S68})$$

$$\approx 8n \int_0^{\pi/4} d\theta \int_0^{1/\cos\theta} d\varrho \varrho (1 - \varrho \cos\theta)(1 - \varrho \sin\theta) \left(\frac{n}{r}\right)^3, \quad (\text{S69})$$

where we employ $r/n \gtrsim 1$ for the last equation. From Eq. (S69), we have:

$$\Phi_{\text{GHZ}}^{2\text{D}}/\Phi_s \sim n^4 \quad (\text{S70})$$

3. In the intermediate regime, taking $r/n \ll 1$ for the integral in Eq. (S68), we can obtain:

$$\Phi_{\text{GHZ}}^{2\text{D}}/\Phi_s \sim n \log n. \quad (\text{S71})$$

For 1D arrays, from Eq. (S65), we can similarly find $\Phi_{\text{GHZ}}^{1\text{D}}/\Phi_s \sim n$ and $\Phi_{\text{GHZ}}^{1\text{D}}/\Phi_s \sim n^2$ in the $r \ll 1$ and $r \gtrsim n$ regimes, respectively. We obtain $\Phi_{\text{GHZ}}^{1\text{D}}/\Phi_s \sim n$ through the Euler–Maclaurin formula in the intermediate regime.

The above analytical analysis matches well with our numerical results in Fig. (4) in the main text. We have,

$$\Phi_{\text{GHZ}}^{2\text{D}}/\Phi_s \sim \begin{cases} N & r \ll 1, \\ N^{0.5} \log N & \text{intermediate regime,} \\ N^2 & r \gtrsim n, \end{cases} \quad (\text{S72})$$

for 2D arrays ($N = n^2$). Differences between $\Phi_{\text{GHZ}}^{2\text{D}}/\Phi_s \sim n \log n$ and $\Phi_{\text{GHZ}}^{1\text{D}}/\Phi_s \sim n$ in both the intermediate and $r \ll 1$ regimes reveals the dimensionality effects on nano-EM sub-dephasing in 1D and 2D arrays.

B. Decoherence-free subspace (DFS) state

To this end, we extend our discussions in the main text to states in the decoherence-free subspace (DFS). We consider $|\psi\rangle_{\text{DFS}} = \frac{1}{\sqrt{2}}(|0101\dots\rangle + |1010\dots\rangle)$ with arrangements of $|0101\dots\rangle$ and $|1010\dots\rangle$ satisfying $\hat{\sigma}_m^z \hat{\sigma}_k^z |0101\dots\rangle < 0$ and $\hat{\sigma}_m^z \hat{\sigma}_k^z |1010\dots\rangle < 0$ for all pairs of nearest-neighbor qubits m, k in the 2D array.

From Eq. (S18), the dephasing function $\Phi_{\text{DFS}}^{2\text{D}}(n, t)$ for $|\psi\rangle_{\text{DFS}}$ in 2D arrays is:

$$\Phi_{\text{DFS}}^{2\text{D}}(n, t) = 2 \int \left[\sum_{x_i, y_i=1}^n \gamma_s^\phi(\mathbf{r}_i, t) + \sum_{\substack{x_i, x_j, y_i, y_j=1 \\ (x_i, y_i) \neq (x_j, y_j)}}^n (-1)^{|x_i - x_j| + |y_i - y_j|} \gamma_c^\phi(\mathbf{r}_i, \mathbf{r}_j, t) \right] dt, \quad (\text{S73})$$

and $\Phi_{\text{DFS}}^{2\text{D}}$ characterizes the decay of multiqubit coherence $e^{-\Phi_{\text{DFS}}^{2\text{D}}(t)}$ of the DFS state.

We demonstrate nano-EM sub-dephasing behaviors Φ_{DFS}/Φ_s in 2D arrays near gyromagnetic and nonmagnetic slabs, as shown in Fig. S4. We focus on collective effects on multiqubit decoherence behaviors in the three regimes distinguished by r . In the $r \ll 1$ regime near both material interfaces, $\Phi_{\text{DFS}} \sim N$ as shown by the green line in Fig. S4. This is because the dephasing processes are dominated by individual dephasing. In the $r \gtrsim n$ regime near both interfaces, nano-EM collective and individual dephasing have comparable rates. Therefore, collective dephasing strongly suppresses the dephasing of $|\psi\rangle_{\text{DFS}}$ through destructive interference with individual dephasing, leading to nano-EM sub-dephasing behaviors. In the intermediate regime, nano-EM collective dephasing can moderately suppress multiqubit decoherence of $|\psi\rangle_{\text{DFS}}$ near both materials. Meanwhile, $\Phi_{\text{DFS}} \sim N$ follows qualitatively similar behaviors as in the $r \ll 1$ regime.

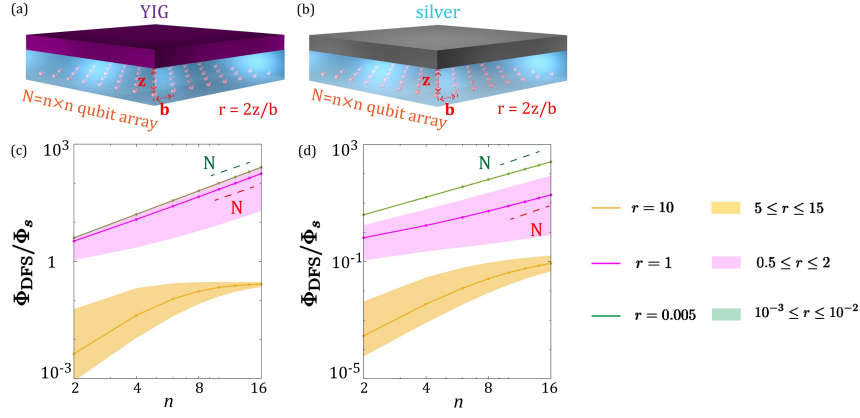


FIG. S4. Nano-EM sub-dephasing of $|\psi\rangle_{\text{DFS}}$ near gyromagnetic (YIG) and non-magnetic (silver) slabs. (a,b) Schematics of 2D $n \times n$ TLSs arrays with lattice constant b at a distance z from (a) YIG and (b) silver slabs. (c,d) Scaling of nano-EM sub-dephasing in $|\psi\rangle_{\text{DFS}}$ in the three regimes corresponding to $r \ll 1$, $r \gtrsim n$, and the intermediate regime.

S5. ENGINEERING NANO-EM SUPER-DEPHASING WITH META-MATERIALS

In this section, we provide calculation details of collective dephasing near hyperbolic media. In the main text, we consider a periodic silver grating structure with silver width p_1 and dielectric width p_2 . When the grating periodicity $p = p_1 + p_2$ is smaller than the distance z between spin qubits and the grating structure ($p \ll z$), we can obtain an approximate dielectric tensor $\overleftarrow{\epsilon}_{\text{HMM}}$ for the grating structure using effective medium theory [17]. For the grating structure shown in the main text, $\overleftarrow{\epsilon}_{\text{HMM}}$ is a diagonal tensor with diagonal elements [18]:

$$\epsilon_{yy} = \epsilon_{zz} = \frac{p_1 \epsilon_{\text{Ag}} + p_2 \epsilon_d}{p_1 + p_2}, \quad \frac{1}{\epsilon_{xx}} = \frac{p_1/\epsilon_{\text{Ag}} + p_2/\epsilon_d}{p_1 + p_2}, \quad (\text{S74})$$

where ϵ_{Ag} and ϵ_d are the silver and dielectric permittivity considered in the grating structure. In the low-frequency regime, $|\epsilon_{\text{Ag}}| \gg |\epsilon_d|$. Therefore, we have $\epsilon_{yy} = \epsilon_{zz} \approx \frac{p_1}{p_1 + p_2} \epsilon_{\text{Ag}}$ and $\epsilon_{xx} \approx \frac{p_1 + p_2}{p_2} \epsilon_d$. This shows that the grating structure exhibits properties of a type-II hyperbolic metamaterial (HMM) [18]. The Fresnel reflection coefficient r_{ss} can then be calculated from Eqs. (S48-S50). For hyperbolic media, we can find a closed-form expression [13]:

$$r_{ss}(\mathbf{q}, \omega) = (A_1 B_1 + A_2 B_2)/(A_1 + A_2),$$

$$A_1 = \frac{1}{\tan \theta} \frac{k_{zo} k_0}{q^2 + k_z k_{zo}}, \quad A_2 = \tan \theta \frac{\sqrt{\epsilon_{yy}} k_0 \sqrt{\epsilon_{xx} \epsilon_{yy} k_0^2 - \epsilon_{xx} q_x^2 - \epsilon_{yy} q_y^2 + \epsilon_{yy} k_0 k_z}}{\sqrt{\epsilon_{yy}} k_z \sqrt{\epsilon_{xx} \epsilon_{yy} k_0^2 - \epsilon_{xx} q_x^2 - \epsilon_{yy} q_y^2 + k_{zo}^2}}, \quad (\text{S75})$$

$$B_1 = \frac{k_z - k_{zo}}{k_z + k_{zo}}, \quad B_2 = \frac{k_z - \sqrt{\epsilon_{xx} k_0^2 - \epsilon_{xx} q_x^2 / \epsilon_{yy} - q_y^2}}{k_z + \sqrt{\epsilon_{xx} k_0^2 - \epsilon_{xx} q_x^2 / \epsilon_{yy} - q_y^2}},$$

where $k_0 = \omega/c$, $\mathbf{q} = q_x \hat{\mathbf{x}} + q_y \hat{\mathbf{y}}$, $q^2 = |\mathbf{q}|^2$, $k_z = \sqrt{k_0^2 - q^2}$, $k_{zo} = \sqrt{k_0^2 \epsilon_{yy} - q^2}$. $\theta = \arccos(\mathbf{q} \cdot \hat{\mathbf{x}})$ is the angle between \mathbf{q} and $\hat{\mathbf{x}}$. Taking $q \rightarrow \infty$ in Eq. (S75), we find the expression of $f_2(\theta)$ for hyperbolic media in Table. 1 in the main text. Meanwhile, substituting Eq. (S75) into Eqs. (S21, S22), we numerically obtain Φ_c/Φ_s near hyperbolic media in Fig. 4 in the main text.

S6. EXPERIMENTAL REALIZATION

In the main text, we consider two spin qubits (at positions \mathbf{r}_1 and \mathbf{r}_2) entangled in Bell states $|00\rangle + |11\rangle$ and $|01\rangle + |10\rangle$. From Eq. (S18), the dephasing functions for the two Bell states are,

$$\Phi_{|00\rangle + |11\rangle}(t) = \Phi_s(\mathbf{r}_1, t) + \Phi_s(\mathbf{r}_2, t) + 2\Phi_c(\mathbf{r}_1, \mathbf{r}_2, t), \quad \Phi_{|01\rangle + |10\rangle}(t) = \Phi_s(\mathbf{r}_1, t) + \Phi_s(\mathbf{r}_2, t) - 2\Phi_c(\mathbf{r}_1, \mathbf{r}_2, t). \quad (\text{S76})$$

where the decay of multiqubit coherence of $|00\rangle + |11\rangle$ ($|01\rangle + |10\rangle$) is given by $e^{-\Phi_{|00\rangle + |11\rangle}(t)}$ ($e^{-\Phi_{|01\rangle + |10\rangle}(t)}$). Therefore, the decoherence time of $|00\rangle + |11\rangle$ ($|01\rangle + |10\rangle$) can be defined as τ_0 that satisfies $\Phi_{|00\rangle + |11\rangle}(\tau_0) = 1$ ($\Phi_{|01\rangle + |10\rangle}(\tau_0) = 1$).

From Eq. (S76), we can find that in the absence of collective dephasing ($|\Phi_c/\Phi_s| \ll 1$), the two Bell states will have the same decoherence time. Meanwhile, in the near-field or YIG slabs, nano-EM collective dephasing accelerates the dephasing of $|00\rangle + |11\rangle$ and suppresses the dephasing of $|01\rangle + |10\rangle$. As a result, nano-EM collective dephasing can be measured from the differences between the decoherence time of the two Bell states. In the main text, we consider the interqubit distance $D = |\mathbf{r}_1 - \mathbf{r}_2| = 20$ nm and distance from YIG slabs $z = 20$ nm. From Eqs. (S22,S21) (Ramsey experiments) and experimentally accessible YIG parameters [10] (see Sec. S2 E 1), we find that the dephasing induced decoherence time at room temperatures for $|00\rangle + |11\rangle$ and $|01\rangle + |10\rangle$ is $12 \mu\text{s}$ and $37 \mu\text{s}$ respectively, manifesting the effects of collective dephasing.

-
- [1] S. Y. Buhmann, D. T. Butcher, and S. Scheel, Macroscopic quantum electrodynamics in nonlocal and nonreciprocal media, *New Journal of Physics* **14**, 083034 (2012).
 - [2] W. Sun, S. Bharadwaj, L.-P. Yang, Y.-L. Hsueh, Y. Wang, D. Jiao, R. Rahman, and Z. Jacob, Limits to quantum gate fidelity from near-field thermal and vacuum fluctuations, *Physical Review Applied* **19**, 064038 (2023).
 - [3] H.-P. Breuer and F. Petruccione, *The theory of open quantum systems* (Oxford University Press, USA, 2002).
 - [4] L. Cywiński, R. M. Lutchyn, C. P. Nave, and S. D. Sarma, How to enhance dephasing time in superconducting qubits, *Physical Review B* **77**, 174509 (2008).
 - [5] V. N. Premakumar, M. G. Vavilov, and R. Joynt, Evanescent-wave johnson noise in small devices, *Quantum Science and Technology* **3**, 015001 (2017).
 - [6] J. Kenny, H. Mallubhotla, and R. Joynt, Magnetic noise from metal objects near qubit arrays, *Physical Review A* **103**, 062401 (2021).
 - [7] D. A. Lidar, Lecture notes on the theory of open quantum systems, arXiv preprint arXiv:1902.00967 (2019).
 - [8] D. Chruściński and A. Kossakowski, Non-markovian quantum dynamics: local versus nonlocal, *Physical review letters* **104**, 070406 (2010).
 - [9] K. Sinha, P. Meystre, E. A. Goldschmidt, F. K. Fatemi, S. L. Rolston, and P. Solano, Non-markovian collective emission from macroscopically separated emitters, *Physical review letters* **124**, 043603 (2020).
 - [10] M. Haidar, M. Rajbar, M. Balinsky, R. Dumas, S. Khartsev, and J. Åkerman, Thickness-and temperature-dependent magnetodynamic properties of yttrium iron garnet thin films, *Journal of Applied Physics* **117** (2015).
 - [11] J. De Vries, Temperature and thickness dependence of the resistivity of thin polycrystalline aluminium, cobalt, nickel, palladium, silver and gold films, *Thin Solid Films* **167**, 25 (1988).
 - [12] O. Klein, E. Nicol, K. Holczer, and G. Grüner, Conductivity coherence factors in the conventional superconductors nb and pb, *Physical Review B* **50**, 6307 (1994).
 - [13] T. Sosnowski, Polarization mode filters for integrated optics, *Optics Communications* **4**, 408 (1972).
 - [14] C. Khandekar and Z. Jacob, Thermal spin photonics in the near-field of nonreciprocal media, *New Journal of Physics* **21**, 103030 (2019).
 - [15] Z.-L. Xiang, S. Ashhab, J. You, and F. Nori, Hybrid quantum circuits: Superconducting circuits interacting with other quantum systems, *Reviews of Modern Physics* **85**, 623 (2013).
 - [16] T. Baumgratz, M. Cramer, and M. B. Plenio, Quantifying coherence, *Physical review letters* **113**, 140401 (2014).
 - [17] R. McPhedran, L. Botten, M. Craig, M. Nevière, and D. Maystre, Lossy lamellar gratings in the quasistatic limit, *Optica Acta: International Journal of Optics* **29**, 289 (1982).
 - [18] A. Poddubny, I. Iorsh, P. Belov, and Y. Kivshar, Hyperbolic metamaterials, *Nature photonics* **7**, 948 (2013).