

# GenCption: Evaluate Multimodal LLMs with Unlabeled Unimodal Data

Lele Cao<sup>1,✉,\*</sup> Valentin Buchner<sup>1,2,\*</sup> Zineb Senane<sup>1,3,4,5</sup> Fangkai Yang<sup>3</sup>

<sup>1</sup>EQT Motherbrain, Stockholm, Sweden <sup>2</sup>Anotherblock Music, Stockholm, Sweden

<sup>3</sup>KTH Royal Institute of Technology, Stockholm, Sweden

<sup>4</sup>Télécom Paris, Palaiseau, France <sup>5</sup>Eurecom, Biot, France

caolele@gmail.com valentin@anotherblock.com zineb.senane@eqtpartners.com fangkai@kth.se

## Abstract

Multimodal Large Language Models (MLLMs) are typically assessed using expensive annotated multimodal benchmarks, which often lag behind the rapidly evolving demands of MLLM evaluation. This paper outlines and validates GenCption, a novel, annotation-free evaluation method that requires only unimodal data to measure inter-modality semantic coherence and inversely assesses MLLMs’ tendency to hallucinate. This approach eliminates the need for costly data annotation, minimizes the risk of training data contamination, results in slower benchmark saturation, and avoids the illusion of emerging abilities. Inspired by the Draw-Caption game, GenCption begins with a non-textual sample and proceeds through iterative description and generation steps. The semantic drift across iterations is quantified using the  $GC@T$  metric. Based on the GenCption method, we establish the *MMECption* benchmark for evaluating Vision LLMs (VLLMs), and compare performance of several popular VLLMs and human annotators. Our empirical results validate GenCption’s effectiveness, demonstrating strong correlations with established VLLM benchmarks. VLLMs still significantly lack behind human performance and struggle especially with text-intensive tasks.

## 1 Introduction

Large Language Models (LLMs) demonstrate exceptional abilities in natural language understanding, reasoning, and problem-solving. Multimodal LLMs (MLLMs) enhance these capabilities by incorporating multiple modalities, with the visual modality being predominant (Achiam et al., 2023; Liu et al., 2023b; Jiang et al., 2023; Ye et al., 2023). Building on LLMs, MLLMs integrate non-textual modalities, enabling richer interactions and

broader applications in real-world scenarios. However, there is a lack of comprehensive evaluation methods to compare different MLLM architectures and training approaches (Fu et al., 2023).

In response, the community has developed several MLLM benchmarks, as detailed by Xu et al. (2022); Dai et al. (2023); Wang et al. (2023); Ye et al. (2023); Li et al. (2023b); Zhao et al. (2023). Yet, these benchmarks face common challenges: (1) They predominantly rely on multimodal datasets that demand high-quality annotations, which is costly and restrictive in capturing the evolving capabilities of MLLMs (Fu et al., 2023). This has been shown to result in increasing speed in benchmark saturation while contemporary models still struggle on trivial real-world tasks (Kiela et al., 2021). (2) MLLM evaluation benchmarks rely on discrete metrics like accuracy that may falsely suggest emergent abilities and do not allow predictable projections of performance improvements from model scaling (Schaeffer et al., 2023). (3) The evaluation scores may not reflect true performance on real-world tasks due to potential contamination of MLLM training data by benchmark datasets, as reported for LLM pretraining corpora (Dodge et al., 2021; Yang et al., 2023). (4) The content of one modality is often not needed to answer benchmark questions, as the answer can often be inferred from the question or the MLLM’s pretraining knowledge. As a consequence of both (3) and (4), some MLLMs can excel on vision QA benchmarks without even being provided the image that is associated with the question.

To address these highlighted challenges, we propose GenCption, a novel and simple approach for evaluating MLLMs. GenCption addresses challenge (1) by relying on easily accessible unimodal datasets, which allows for cost-effective and scalable benchmark creation. Relying on unimodal datasets additionally addresses challenge (3) and (4), as it allows to easily use previously unseen

\* Equally contributed first authors. ✉ Corresponding author: Lele Cao. Source code and leaderboard can be accessed from: <https://github.com/llcresearch/GenCption>.

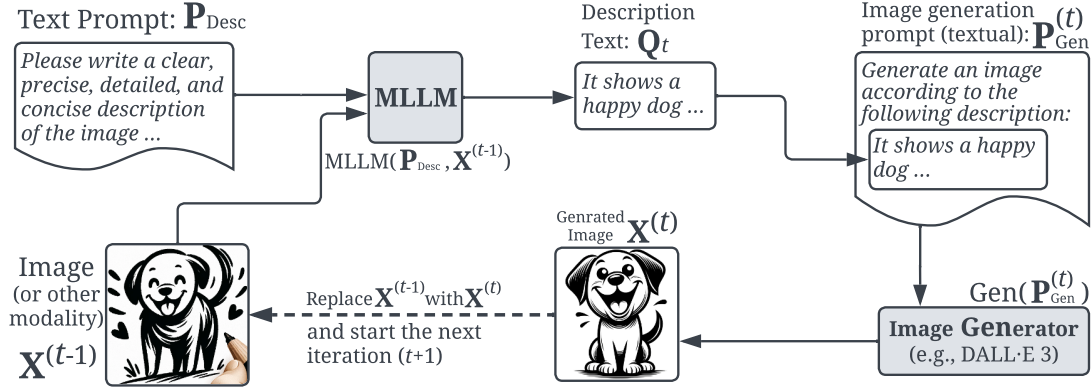


Figure 1: An illustration of the  $t$ -th iteration in the GenCepion evaluation procedure for MLLMs. Using the image modality as an example, the process begins with an existing image  $\mathbf{X}^{(0)}$  sourced from a unimodal image dataset for the first iteration ( $t=1$ ). The MLLM provides a detailed description of the image, which is then used by an image generator to produce  $\mathbf{X}^{(t)}$ .

datasets for MLLM evaluation, and enforces the relevance of the provided modality for excelling at this task. To tackle challenge (2), GenCepion uses the continuous  $GC@T$  metric, providing a more nuanced evaluation compared to discrete metrics, allowing for better projections of performance improvements and avoiding false suggestions of emergent abilities.

GenCepion assesses MLLMs’ ability to consistently maintain semantic coherence across modalities by iteratively generating and describing non-textual samples and measures the continuous  $GC@T$  metric. This approach simultaneously evaluates the MLLM’s tendency to hallucinate, as this inversely correlates with semantic coherence. Further, an MLLM’s ability to provide complete yet concise descriptions of non-textual samples measures a diverse range of specialised abilities. For instance, to perform well at describing an image using a limited number of tokens, it is advantageous to be able to reason over people’s emotions and intentions behind their actions, infer the current and preceding weather, count objects, and recognize artistic styles. This list can be extended to various abilities depending on the non-textual modality and the content of the samples used during the GenCepion process.

Our contributions are the following:

- Proposing GenCepion, an evaluation method that allows for using unlabelled unimodal datasets for MLLM evaluation.
- Introducing *MMEception*, a Vision LLM (VLLM) evaluation benchmark utilizing the GenCepion method. *MMEception* uses the

images from the MME benchmark (Fu et al., 2023), but without their annotated question and answer pairs.

- Evaluating seven leading VLLMs on the *MMEception* benchmark and comparing results with other popular VLLM benchmarks and human performance.

We will elaborate on the proposed implementation of the GenCepion method, detail our experimental setup, and discuss our findings.

## 2 GenCepion

Our approach, GenCepion, is inspired by a multi-player game DrawCepion<sup>1</sup> (a.k.a., Scrawl or Whisperary). In this game, the first player is given an image and describes it verbally to the next player. This player then attempts to recreate the image based on the description. The cycle repeats, often resulting in amusing deviations from the original image. The challenge and objective are to maintain the initial information through iterative transitions between verbal descriptions and drawings. Similarly, a proficient Multimodal Language Model (MLLM), which models multiple modalities such as text and images, should excel at this task. Recognizing that MLLMs can encompass modalities beyond just visual cues, such as audio and graphs, we name our approach GenCepion, covering a broader scope than the visually-centric DrawCepion.

While it may not be possible to preserve the initial information perfectly due to varying levels of richness, accuracy, and ambiguity in differ-

<sup>1</sup><https://wikipedia.org/wiki/drawception>



Please write a clear, precise, detailed, and concise description of all elements in the image. Focus on accurately depicting various aspects, *including but not limited to the colors, shapes, positions, styles, texts and the relationships between different objects and subjects in the image.* Your description *should be thorough enough to guide a professional in recreating this image solely based on your textual representation.* Remember, only include descriptive texts that directly pertain to the contents of the image. You must complete the description using less than 500 words.

Table 1: The fixed textual prompt  $\mathbf{P}_{\text{Desc}}$  instructs the MLLM to produce a description of the input  $\mathbf{X}^{(t-1)}$ .

ent modalities, a more capable MLLM will minimize the semantic drift from the original input. This contrasts with common benchmarks that aim for complete saturation, highlighting a key advantage of the GenCception framework: the creation of benchmarks that are more challenging to saturate. With complex initial samples, such as images of real-world scenes or graphs with numerous nodes and edges, this may even result in impossible-to-saturate benchmarks. Aiming for minimum rather than no semantic drift, this would allow to rank MLLMs relative to each other while continuously leaving space for more performant models.

## 2.1 Procedure

Unlike existing MLLM benchmarks that rely on multimodal samples, GenCception is designed to operate on unimodal datasets, significantly streamlining dataset acquisition efforts. For illustrative purposes, we employ the image modality as a representative non-textual modality throughout this exposition. Let’s consider an image dataset  $\mathcal{D}$  comprising images  $\mathbf{X}_1, \mathbf{X}_2, \dots, \mathbf{X}_N$ , similar to well-established datasets like ImageNet (Deng et al., 2009), CIFAR (Krizhevsky et al., 2009), and STL (Coates et al., 2011). Without loss of generality, any image from  $\mathcal{D}$  is denoted as  $\mathbf{X}$ .

GenCception operates iteratively, from  $t = 1$  to a pre-defined maximum iteration  $t = T$ . Each iteration, as depicted in Figure 1, begins with an image  $\mathbf{X}^{(t-1)}$  and yields a new image  $\mathbf{X}^{(t)}$ . The first iteration ( $t = 1$ ) starts with the original image  $\mathbf{X}^{(0)}$  from  $\mathcal{D}$ . During any given iteration  $t$ , the MLLM receives a textual prompt  $\mathbf{P}_{\text{Desc}}$  (Table 1), instructing the MLLM to generate a comprehensive description  $\mathbf{Q}_t$  for the input image  $\mathbf{X}^{(t-1)}$ :

$$\mathbf{Q}_t := \text{MLLM}(\mathbf{P}_{\text{Desc}}, \mathbf{X}^{(t-1)}). \quad (1)$$

Following this, an image generation prompt  $\mathbf{P}_{\text{Gen}}^{(t)}$  is constructed as “Generate an image that fully and precisely reflects this description:  $\langle \mathbf{Q}_t \rangle$ ”. This prompt guides a pretrained image generation model, such as DALL-E (Ramesh et al., 2021) or Imagen (DeepMind, 2023), to create a new image,  $\mathbf{X}^{(t)}$ :

$$\mathbf{X}^{(t)} := \text{Gen}(\mathbf{P}_{\text{Gen}}^{(t)}), \quad (2)$$

where  $\text{Gen}(\cdot)$  signifies the chosen image generator. Each subsequent iteration  $t + 1$  starts with the image  $\mathbf{X}^{(t)}$  generated in the previous iteration. Upon completing all iterations, we obtain a series of  $T + 1$  images:  $\mathbf{X}^{(0)}, \mathbf{X}^{(1)}, \dots, \mathbf{X}^{(T)}$ , with the initial image being the original and the rest sequentially produced across the iterations.

The textual prompt  $\mathbf{P}_{\text{Desc}}$  is intentionally kept short and concise to minimize potential variations in model behaviours due to susceptibility to prompt composition (Loya et al., 2023).

## 2.2 Metric: GC@T

Our primary objective is to measure the semantic divergence of each generated image  $\mathbf{X}^{(t)}$  (for  $t \in \{1, 2, \dots, T\}$ ) from the original image  $\mathbf{X}^{(0)}$ . We use a pretrained image encoder, such as ViT (Dosovitskiy et al., 2021), to transform all images, resulting in  $T + 1$  image embeddings denoted as  $\mathbf{z}^{(0)}, \mathbf{z}^{(1)}, \dots, \mathbf{z}^{(T)}$ , where  $\mathbf{z}^{(t)} := \text{Enc}(\mathbf{X}^{(t)})$ . We then compute the cosine similarity between  $\mathbf{z}^{(0)}$  and each  $\mathbf{z}^{(t)}$  (for  $t \in \{1, 2, \dots, T\}$ ), yielding  $T$  similarity scores:  $s^{(1)}, s^{(2)}, \dots, s^{(T)}$ . Here,  $s^{(t)} \in [-1.0, 1.0]$  approximates the level of semantic drift in the  $t$ -th iteration of the GenCception procedure. To quantify the overall speed and magnitude of semantic drift, we calculate the GenCception score over  $T$  iterations, denoted as  $\text{GC@T} \in [-1.0, 1.0]$ , as follows:

$$\text{GC@T} := \frac{\sum_{t=1}^T (t \cdot s^{(t)})}{\sum_{t=1}^T t}. \quad (3)$$

This is a normalized and continuous metric that weights later iterations more heavily for two reasons: (1) similar to the DrawCception game, the last image’s deviation from the initial image is most telling; (2) we aim to capture performance and dynamics across the entire iterative sequence. A high  $\text{GC@T}$  value signifies an exceptional ability to maintain inter-modal (text-image) semantic congruence, effectively curbing the propensity for rapid or extensive deviation from the semantics encapsulated in the original image. Notably,  $\text{GC@1}$

---

**Algorithm 1:** Calculate  $GC@T$  via GenCception

---

**Input:** MLLM to be evaluated, a unimodal dataset  $\mathcal{D}$ :  $\mathbf{X}_1^{(0)}, \dots, \mathbf{X}_n^{(0)}, \dots, \mathbf{X}_N^{(0)}$ , fixed textual prompt  $\mathbf{P}_{\text{Desc}}$ , a sample generator  $\text{Gen}(\cdot)$ , and a sample encoder  $\text{Enc}(\cdot)$   
**Output:** Average  $GC@T$  metric over  $\mathcal{D}$   
**Parameter:** The number of iterations  $T$

```
1:  $GC@T = 0$ 
2: for ( $n = 1; n \leq N; n++$ ) do
3:    $\mathbf{z}^{(0)} := \text{Enc}(\mathbf{X}_n^{(0)})$ ;
4:   for ( $t = 1; t \leq T; t++$ ) do
5:     Generate description  $\mathbf{Q}_t$  for  $\mathbf{X}_n^{(t-1)}$  using (1);
6:     Create sample generation prompt  $\mathbf{P}_{\text{Gen}}^{(t)}$ ;
7:     Generate a new sample  $\mathbf{X}_n^{(t)}$  according to (2);
8:      $s^{(t)} := \text{CosineSimilarity}(\mathbf{z}^{(0)}, \text{Enc}(\mathbf{X}_n^{(t)}))$ ;
9:   end
10:  Calculate  $GC@T += \sum_{t=1}^T (t \cdot s^{(t)}) / \sum_{t=1}^T t$ ; (3)
11: end
12: return  $GC@T / N$ ;
```

---

is equivalent to  $s^{(1)}$ . For the pseudo code detailing the GenCception procedure and the calculation of the average  $GC@T$  metric over the entire dataset  $\mathcal{D}$ , see Algorithm 1.

For the special case of VLLMs that are evaluated in this study, we additionally replace using ViT embeddings and cosine similarity with the Frechet Inception Distance (FID), a metric commonly used to evaluate image generation models (Heusel et al., 2017). The FID is calculated between the original dataset of images  $\mathcal{D}^{(0)}$ , and the images generated from the respective dataset using the GenCception process  $\mathcal{D}^{(t)}$ , yielding  $T$  FID scores:  $\text{fid}^{(1)}, \text{fid}^{(2)}, \dots, \text{fid}^{(T)}$ . The  $GC_{\text{FID}}@T$  score is then calculated as:

$$GC_{\text{FID}}@T := \frac{\sum_{t=1}^T (t \cdot \text{fid}^{(t)})}{\sum_{t=1}^T t}. \quad (4)$$

As the FID indicates a distance rather than a similarity between two sets of images, a lower distance indicates better performance, and consequently a lower  $GC_{\text{FID}}@T$  score indicates a more capable VLLM.

### 3 Experiments

We run several extensive experiments to validate the GenCception method by comparing the  $GC@T$  scores achieved by several VLLMs to the scores they achieve on carefully crafted established benchmarks and to average human performance. Although GenCception’s design merely requires unimodal image datasets, we employ the same data as used by a recent and well-validated MLLM benchmark, MME (Fu et al., 2023). While we discard the annotated question-answer pairs associated with the images in this benchmark, this

provides us with the ability (1) to facilitate direct comparison with metrics that include textual QA (question-answering) annotations, and (2) to enable a detailed assessment of MLLM performance across MME’s 14 meticulously crafted sample categories. Attributing this newly created benchmark to the MME dataset and the GenCception method, we refer to it as the *MMECception* benchmark.

We select seven VLLMs – Gemini1.5-Pro (Reid et al., 2024), GPT-4o (OpenAI, 2024), GPT-4V (Achiam et al., 2023), Claude3-Opus (Anthropic, 2023), LLaVA-7B/13B (Liu et al., 2023b) and mPLUG-Owl2 (Ye et al., 2023) – based on their superior performance on the OpenCompass multimodal leaderboard (OpenCompass, 2023), which incorporates a comprehensive set of benchmarks like MME (Fu et al., 2023), HallusionBench (Liu et al., 2023a), MMStar (Chen et al., 2024), SeedBench (Li et al., 2023a), and AI2D (Kembhavi et al., 2016). We use DALL·E as the default image generation model. To exclude a bias towards MLLMs developed by OpenAI which may have had access to DALL·E generated images during training, we perform an additional evaluation of all VLLMs on the  $GC@1$  score using Imagen2 as an image generation model. We set the temperature parameter to 0 in both the MLLMs and image generators to minimize the stochasticity in model outputs.

As humans are well versed at integrating vision and language modalities, we aim to quantify average human performance on the *MMECception* benchmark. As the GenCception procedure is a labor-intensive and time-consuming task for humans, we randomly select 5 images from each MME category, and by providing human annotators with the same prompts as defined in Table 1, collect results and calculate the  $GC@1$  metric. 5 human annotators (3 master students, 1 lecturer, and 1 artist) were recruited to describe one image of each category such that each image in a category is described by a different person to mitigate personal performance differences. The annotators were given 14 weeks to perform this task and were awarded a generous reimbursement of €40 each to ensure sufficient dedication. All annotators were either native English speakers or fluent at a professional level.

#### 3.1 Quantitative results

We partition the 14 MME categories into two groups based on content type: visual-intensive (10

Sample group & category	Gemini 1.5-Pro				Claude 3-Opus				GPT-4o				GPT-4V				mPLUG-Owl2				LLaVA-13B				LLaVA-7B			
	MME↑	GC@3↑	Cosine	FID	MME↑	GC@3↑	Cosine	FID	MME↑	GC@3↑	Cosine	FID	MME↑	GC@3↑	Cosine	FID	MME↑	GC@3↑	Cosine	FID	MME↑	GC@3↑	Cosine	FID	MME↑	GC@3↑	Cosine	FID
visual-intensive samples	Existence	190.0	<b>0.437</b>	269.8	183.3	0.382	273.7	195.0	0.400	266.5	175.0	0.422	<b>265.1</b>	185.0	0.323	296.9	<b>195.0</b>	0.305	322.0	<b>195.0</b>	0.308	318.1	148.3	0.253	326.1	123.3	0.285	286.0
	Count	148.3	0.389	<b>272.6</b>	116.7	0.348	285.3	<b>190.0</b>	0.388	277.5	153.3	<b>0.404</b>	277.4	160.0	0.299	316.1	165.0	0.294	319.7	165.0	0.294	319.7	148.3	0.253	326.1	123.3	0.285	286.0
	Position	105.0	0.357	253.7	76.7	0.357	266.1	<b>145.0</b>	0.398	260.6	85.0	<b>0.408</b>	<b>253.3</b>	75.0	0.306	294.0	135.0	0.255	298.9	135.0	0.255	298.9	123.3	0.285	286.0	170.0	0.284	304.5
	Color	175.0	<b>0.474</b>	<b>234.8</b>	118.3	0.385	267.6	<b>180.0</b>	0.421	246.1	141.7	0.403	243.7	138.3	0.290	310.1	165.0	0.300	305.6	165.0	0.300	305.6	170.0	0.284	304.5	154.1	0.214	244.3
	Poster	175.2	<b>0.374</b>	206.0	149.7	0.360	206.0	<b>192.2</b>	0.335	<b>203.7</b>	187.8	0.324	209.4	154.8	0.243	209.2	163.6	0.215	240.9	163.6	0.215	240.9	154.1	0.214	244.3	153.2	0.188	233.6
	Celebrity	<b>169.4</b>	<b>0.362</b>	191.0	77.6	0.317	192.5	46.8	0.331	193.3	53.5	0.332	<b>189.1</b>	167.9	0.232	211.3	144.4	0.206	223.7	144.4	0.206	223.7	153.2	0.188	233.6	160.8	0.266	196.3
	Scene	147.0	<b>0.423</b>	<b>173.7</b>	149.8	0.374	174.7	148.5	0.401	<b>171.5</b>	141.2	0.393	173.7	157.8	0.299	194.4	<b>162.8</b>	0.277	198.0	<b>162.8</b>	0.277	198.0	154.8	0.252	214.4	110.0	0.210	215.3
	Landmark	<b>176.8</b>	<b>0.375</b>	182.1	113.0	0.344	188.9	175.5	0.372	<b>182.0</b>	104.0	0.353	182.6	158.8	0.275	206.0	150.8	0.242	224.3	150.8	0.242	224.3	154.8	0.252	214.4	110.0	0.210	215.3
textual-intensive	Artwork	<b>152.2</b>	0.412	171.1	136.8	0.385	170.4	144.0	0.415	<b>169.2</b>	115.0	<b>0.421</b>	170.3	136.0	0.252	202.2	98.8	0.212	213.3	98.8	0.212	213.3	110.0	0.210	215.3	117.1	0.294	254.4
	Commonsense	150.0	0.464	216.5	115.0	0.432	210.4	<b>174.3</b>	0.448	213.9	155.0	<b>0.471</b>	<b>208.1</b>	127.9	0.353	237.2	115.7	0.334	248.9	115.7	0.334	248.9	117.1	0.294	254.4	148.7	0.255	259.3
	Visual Mean	158.9	<b>0.407</b>	<b>217.1</b>	123.7	0.368	223.6	<b>159.1</b>	0.391	218.4	131.2	0.393	217.3	146.2	0.287	247.7	149.7	0.264	259.5	149.7	0.264	259.5	148.7	0.255	259.3	5	7	6
	Visual Rank	2	<b>1</b>	<b>1</b>	7	4	4	<b>1</b>	3	3	6	2	2	5	5	5	3	6	7	3	6	7	5	7	6			
	Code reasoning	117.5	0.213	310.0	70.0	0.245	<b>267.4</b>	<b>182.5</b>	<b>0.255</b>	299.7	147.5	0.193	302.9	65.0	0.176	327.6	55.0	0.144	323.5	55.0	0.144	323.5	50.0	0.107	398.2	50.0	0.155	366.0
	Numerical calc.	110.0	0.268	346.5	67.5	0.229	349.3	<b>170.0</b>	<b>0.282</b>	346.4	80.0	0.240	<b>322.5</b>	45.0	0.192	362.0	35.0	0.195	367.4	35.0	0.195	367.4	50.0	0.155	366.0	65.0	0.111	424.4
	Text translation	162.5	<b>0.240</b>	334.6	45.0	0.236	362.5	<b>192.5</b>	0.211	<b>326.9</b>	55.0	0.157	368.0	112.5	0.081	365.2	85.0	0.116	352.3	85.0	0.116	352.3	65.0	0.111	424.4	65.0	0.222	283.7
	OCR	170.0	0.367	<b>233.2</b>	167.5	0.362	245.5	<b>192.5</b>	0.362	246.2	177.5	<b>0.393</b>	238.0	102.5	0.276	255.4	95.0	0.239	270.6	95.0	0.239	270.6	65.0	0.222	283.7	65.0	0.222	283.7
HallusionBench*	Textual Mean	140.0	0.272	306.1	87.5	0.268	306.2	<b>184.4</b>	<b>0.278</b>	<b>304.8</b>	115.0	0.246	307.9	81.3	0.181	327.6	67.5	0.174	328.5	67.5	0.174	328.5	57.5	0.149	368.1	57.5	0.149	368.1
	Textual Rank	2	2	2	4	3	3	<b>1</b>	<b>1</b>	<b>1</b>	3	4	4	5	5	5	6	6	6	6	6	6	7	7	7	7	7	7
	Overall Mean	153.5	<b>0.368</b>	<b>242.5</b>	113.3	0.340	247.2	<b>166.3</b>	0.359	243.1	126.5	0.351	243.2	127.6	0.257	270.5	126.1	0.238	279.2	126.1	0.238	279.2	122.6	0.225	290.1	122.6	0.225	290.1
	Overall Rank	2	<b>1</b>	<b>1</b>	7	4	4	<b>1</b>	2	2	4	3	3	3	3	5	5	5	6	6	5	6	6	7	7	6	7	7
	HallusionBench*	45.2 (rank=3)			37.8 (rank=4)			<b>51.7 (rank=1)</b>			46.5 (rank=2)			25.7 (rank=6)			24.5 (rank=7)			24.5 (rank=7)			27.6 (rank=5)			27.6 (rank=5)		
	MMStar*	38.6 (rank=5)			45.7 (rank=3)			<b>61.6 (rank=1)</b>			47.7 (rank=2)			34.8 (rank=6)			40.1 (rank=4)			40.1 (rank=4)			34.6 (rank=7)			34.6 (rank=7)		
	SEEDBench (Test)*	70.7 (rank=3)			64.0 (rank=7)			<b>76.4 (rank=1)</b>			71.6 (rank=2)			64.5 (rank=6)			67.9 (rank=4)			67.9 (rank=4)			66.4 (rank=5)			66.4 (rank=5)		
	AI2D*	70.2 (rank=4)			70.6 (rank=3)			<b>82.2 (rank=1)</b>			75.5 (rank=2)			55.7 (rank=7)			61.3 (rank=5)			61.3 (rank=5)			55.9 (rank=6)			55.9 (rank=6)		
	OpenCompass*	62.7 (rank=3)			57.7 (rank=4)			<b>66.3 (rank=1)</b>			63.3 (rank=2)			46.3 (rank=7)			48.8 (rank=5)			48.8 (rank=5)			46.7 (rank=6)			46.7 (rank=6)		

\* Results are sourced from [https://huggingface.co/spaces/opencompass/open\\_vlm\\_leaderboard](https://huggingface.co/spaces/opencompass/open_vlm_leaderboard) as of 2024-04-25 (except GPT-4o and 2024-05-23 (for GPT-4o)).

↓ Results are obtained using FID to measure the similarity between images. <https://github.com/GaParmar/clean-fid>

Table 2: Evaluation results of GC@3, MME, HallusionBench and OpenCompass on visual(Vis)-intensive and textual(Text)-intensive images. Best results per metric and category (over different MLLMs) are **bolded**.

Sample group & category		Gemini1.5-Pro		Claude3-Opus		GPT-4o		GPT-4v		mPLUG-Owl2		LLaVA-13B		LLaVA-7B	
		Dalle3	Imgn2	Dalle3	Imgn2	Dalle3	Imgn2	Dalle3	Imgn2	Dalle3	Imgn2	Dalle3	Imgn2	Dalle3	Imgn2
visual-intensive samples	Existence	0.505	0.529	0.500	<b>0.532</b>	<b>0.536</b>	0.521	0.505	0.530	0.427	0.515	0.416	0.485	0.418	0.506
	Count	0.456	0.489	0.466	0.490	0.456	0.494	<b>0.498</b>	<b>0.506</b>	0.378	0.463	0.408	0.466	0.341	0.416
	Position	<b>0.511</b>	<b>0.491</b>	0.495	0.480	0.469	0.460	0.501	0.473	0.346	0.452	0.359	0.454	0.350	0.402
	Color	<b>0.545</b>	<b>0.525</b>	0.489	0.501	0.480	0.473	0.506	0.490	0.345	0.471	0.420	0.457	0.318	0.436
	Poster	<b>0.455</b>	<b>0.388</b>	0.450	0.381	0.445	0.383	0.444	0.365	0.338	0.357	0.303	0.312	0.305	0.266
	Celebrity	0.417	0.384	0.424	0.382	0.418	0.373	<b>0.433</b>	<b>0.389</b>	0.319	0.336	0.284	0.317	0.263	0.313
	Scene	<b>0.511</b>	<b>0.490</b>	0.504	0.478	0.482	0.474	0.497	0.474	0.385	0.417	0.355	0.404	0.350	0.392
	Landmark	<b>0.500</b>	0.485	0.460	<b>0.492</b>	0.494	0.479	0.458	0.480	0.363	0.351	0.376	0.357	0.334	0.333
	Artwork	0.494	0.454	<b>0.508</b>	<b>0.461</b>	0.500	0.455	0.504	0.455	0.333	0.385	0.308	0.333	0.294	0.304
	Common.	0.545	0.531	0.535	0.507	0.562	0.526	<b>0.563</b>	<b>0.535</b>	0.425	0.493	0.429	0.473	0.417	0.458
visual-intensive samples	Vis Mean	<b>0.494</b>	<b>0.477</b>	0.483	0.470	0.484	0.464	0.491	0.470	0.366	0.424	0.366	0.406	0.339	0.383
	Vis Rank	<b>1</b>	<b>1</b>	4	2	3	4	2	2	5	5	5	6	7	7
textual-intensive	Code	0.364	0.177	0.304	0.180	<b>0.395</b>	0.179	0.333	<b>0.263</b>	0.281	0.100	0.260	0.168	0.186	0.108
	Numerical	0.322	0.417	0.333	0.389	<b>0.366</b>	<b>0.456</b>	0.325	0.383	0.322	0.225	0.336	0.265	0.259	0.222
	Text trans.	0.396	0.227	0.356	0.258	<b>0.444</b>	<b>0.277</b>	0.359	0.238	0.173	0.052	0.200	0.118	0.212	0.073
	OCR	0.462	<b>0.500</b>	<b>0.486</b>	0.448	0.421	0.441	0.482	0.417	0.358	0.384	0.368	0.385	0.351	0.320
textual-intensive	Text Mean	0.386	0.330	0.370	0.319	<b>0.407</b>	<b>0.338</b>	0.375	0.325	0.284	0.190	0.291	0.234	0.252	0.181
	Text Rank	2	2	4	4	<b>1</b>	<b>1</b>	3	3	6	6	5	5	7	7
Overall Mean		<b>0.463</b>	<b>0.435</b>	0.451	0.427	0.462	0.428	0.458	0.428	0.343	0.357	0.344	0.357	0.314	0.325
Overall Rank		<b>1</b>	<b>1</b>	4	4	2	2	3	2	6	5	5	5	7	7

Table 3: The impact of different image encoders, DALL-E 3 (Dalle3) vs. Imagen 2 (Imgn2), on GC@1 score. Best results per configuration and category (over different MLLMs) are **bolded**.

categories: *existence, count, position, color, poster, celebrity, scene, landmark, artwork, and commonsense reasoning*) and textual-intensive (4 categories: *code reasoning, numerical calculation, text translation, and OCR*). GC@3 scores on the *MME-Caption* benchmark and accuracy on the original MME benchmark are reported per category and as aggregations in Table 2. Additionally, we include the scores and ranks of all evaluated MLLMs on the OpenCompass (OpenCompass, 2023), MME (Fu et al., 2023), HallusionBench (Liu et al., 2023a), MMStar (Chen et al., 2024), SeedBench (Li et al., 2023a), and AI2D (Kembhavi et al., 2016) leaderboards. Notably, Gemini1.5-Pro leads our rankings, followed by GPT-4o, GPT-4v, Claude3-Opus, mPLUG-Owl2, and LLaVA-13B/7B. The GenCep-tion method shows robustness to the similarity metric used, as the overall ranking remains identical when using cosine similarity or FID distance for calculating GC@T scores.

Figure 2 presents a correlation matrix among GC@T scores and the benchmarks mentioned above, where the overall GC@T scores are averaged over the GC@T scores of all MME categories. The strong correlations with the OpenCompass scores incorporating the results of multiple meticulously crafted benchmarks indicate that *MMECaption* provides a comprehensive evaluation that may complement existing benchmarks. Further, GenCep-tion appears to effectively measure an

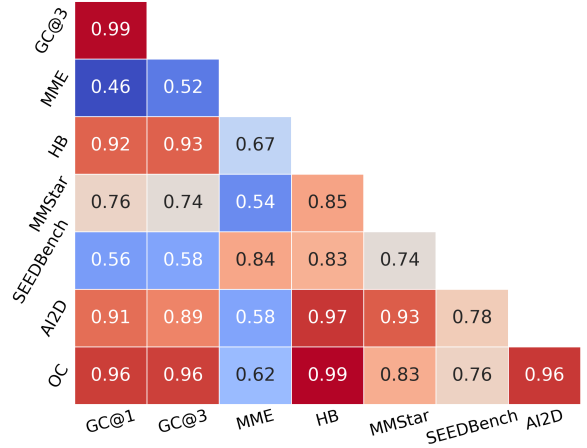


Figure 2: Correlation Matrix of GC@1 and GC@3 scores on *MMECaption*, and several other benchmarks.

MLLM’s tendency to hallucinate, as demonstrated by the strong correlations with HallusionBench. While these observations are further emphasized by the correlations with MMStar and AI2D, the only moderate correlations with MME and SEEDBench provide more nuanced insights. As MME displays these moderate correlations also with the other benchmarks, it can be reasoned that it measures dimensions supplement to those measured by other benchmarks and GenCep-tion. SEEDBench on the other hand correlates strongly with other benchmarks, but only moderately with GC@T scores. This indicates that SEEDBench measures aspects that are also measured by other benchmarks, but



Sample group & category		Gemini1.5 -Pro	Claude3 -Opus	GPT-4o	GPT-4V	mPLUG -Owl2	LLaVA -13B	LLaVA -7B	Human	$\Delta\%$ between human & best
visual-intensive samples	Existence	<u>0.5841</u>	0.4563	0.5578	0.5434	0.3967	0.3524	0.3782	<b>0.6402</b>	+ 9.6045%
	Count	0.4140	0.3799	0.2725	<u>0.4882</u>	0.2364	0.3535	0.2038	<b>0.5476</b>	+ 12.1671%
	Position	0.5546	0.4959	0.4086	<u>0.5639</u>	0.3527	0.4285	0.3899	<b>0.6409</b>	+ 13.6549%
	Color	<u>0.7081</u>	0.6206	0.6139	0.5516	0.4047	0.4314	0.3506	<b>0.8380</b>	+ 18.3449%
	Poster	<u>0.5046</u>	0.4362	0.4939	0.4681	0.3998	0.3208	0.2905	<b>0.5456</b>	+ 8.1252%
	Celebrity	0.4182	0.3988	0.4369	<u>0.4447</u>	0.3714	0.2545	0.2160	<b>0.4671</b>	+ 5.0371%
	Scene	<u>0.6080</u>	0.5828	0.5229	0.5919	0.4842	0.3906	0.4057	<b>0.6236</b>	+ 2.5658%
	Landmark	0.4903	0.4932	0.5236	<u>0.5702</u>	0.3613	0.4174	0.3845	<b>0.6045</b>	+ 6.0154%
	Artwork	0.3725	<u>0.5304</u>	0.5297	<u>0.5252</u>	0.2938	0.2924	0.2336	<b>0.5421</b>	+ 2.2059%
	Commonsense	0.4338	<u>0.5375</u>	0.5047	0.4012	0.3244	0.4153	0.3532	<b>0.6417</b>	+ 19.3860%
Visual Mean		<u>0.5088</u>	0.4932	0.4865	0.5148	0.3625	0.3657	0.3206	<b>0.6091</b>	+ 9.7107%
text-intensive	Code reasoning	0.3689	<u>0.4085</u>	0.4043	0.3690	0.2923	0.2963	0.1975	<b>0.5376</b>	+ 31.6034%
	Numerical calc.	0.3652	0.3958	0.3940	0.4241	0.3474	<u>0.4409</u>	0.3423	<b>0.5160</b>	+ 17.0333%
	Text translation	<u>0.4480</u>	0.3949	0.4333	0.3803	0.0931	0.2372	0.1981	<b>0.6196</b>	+ 38.3036%
	OCR	0.4382	0.4329	0.3334	<u>0.4455</u>	0.2663	0.3371	0.2912	<b>0.4696</b>	+ 5.4097%
	Textual Mean	0.4051	<u>0.4080</u>	0.3913	0.4047	0.2498	0.3279	0.2573	<b>0.5357</b>	+ 23.0875%
Overall Mean		0.4792	0.4688	0.4593	<u>0.4834</u>	0.3303	0.3549	0.3025	<b>0.5882</b>	+ 13.5327%

Table 4: The performance of VLLMs and humans on the GC@1 metric, evaluated using 5 randomly drawn images per sample/image category. the best performance achieved by an MLLM is underlined.

fail to be captured by GenCepction. Future research could focus on identifying these aspects to potentially incorporate them into GenCepction.

Table 3 compares GC@1 scores using different image generators, OpenAI’s DALL-E 3 (Ramesh et al., 2021) and Google DeepMind’s Imagen2 (DeepMind, 2023). Independent of image generator used, the rankings remain unchanged, except that on visual-intensive samples only, Claude3-Opus scores equally with GPT-4V. This provides evidence that even though DALL-E 3, GPT-4o, and GPT-4V were developed and trained by OpenAI, neither of OpenAI’s models has an advantage over non-OpenAI MLLMs.

Table 4 shows human performance on a subset of 5 randomly drawn images per category compared to the MLLM performance on the same subset of samples. It can be observed that humans outperform all MLLMs, with especially strong differences in performance for the text-intensive categories. The worst performance, relative to humans, is achieved on the *code reasoning* and *text translation* categories, the former containing images of code snippets and the latter of phrases written in simplified Chinese characters. The relatively best performance by MLLMs is achieved on the *scene* and *artwork* categories, which contain everyday life photos and popular artworks. This demonstrates that there is still substantial space for performance improvement, and that compared to humans, MLLMs still lack relevant competences. It must be

noted that human performance here does not constitute an upper bound in possible scores to achieve, and that future generations of MLLMs may well outperform humans.

### 3.2 Qualitative Results

We qualitatively inspect our results by visualizing generated images together with their cosine similarity and GC@T scores for two seed images across different categories, as shown in Figure 3. This visualization highlights the correlation between these scores and the visual characteristics of the images relative to the seed image. A key observation is that later iterations show an increased tendency to produce imagery deviating from the seed image, as indicated by lower GC@T scores. This serves as an additional qualitative validation of the GenCepction method and the *MMECepction* benchmark, as using MLLMs scoring higher on the *MMECepction* benchmark results in generated images that preserve more information from the seed image. For a wider range of examples across MME image categories and corresponding descriptions from each evaluated VLLM, readers are referred to Appendix A.

## 4 Discussion and Future Directions

This study validates the GenCepction method focusing on the visual modality only. Future research is invited to adapt GenCepction to other modalities, such as audio, video, and graphs. For instance, the

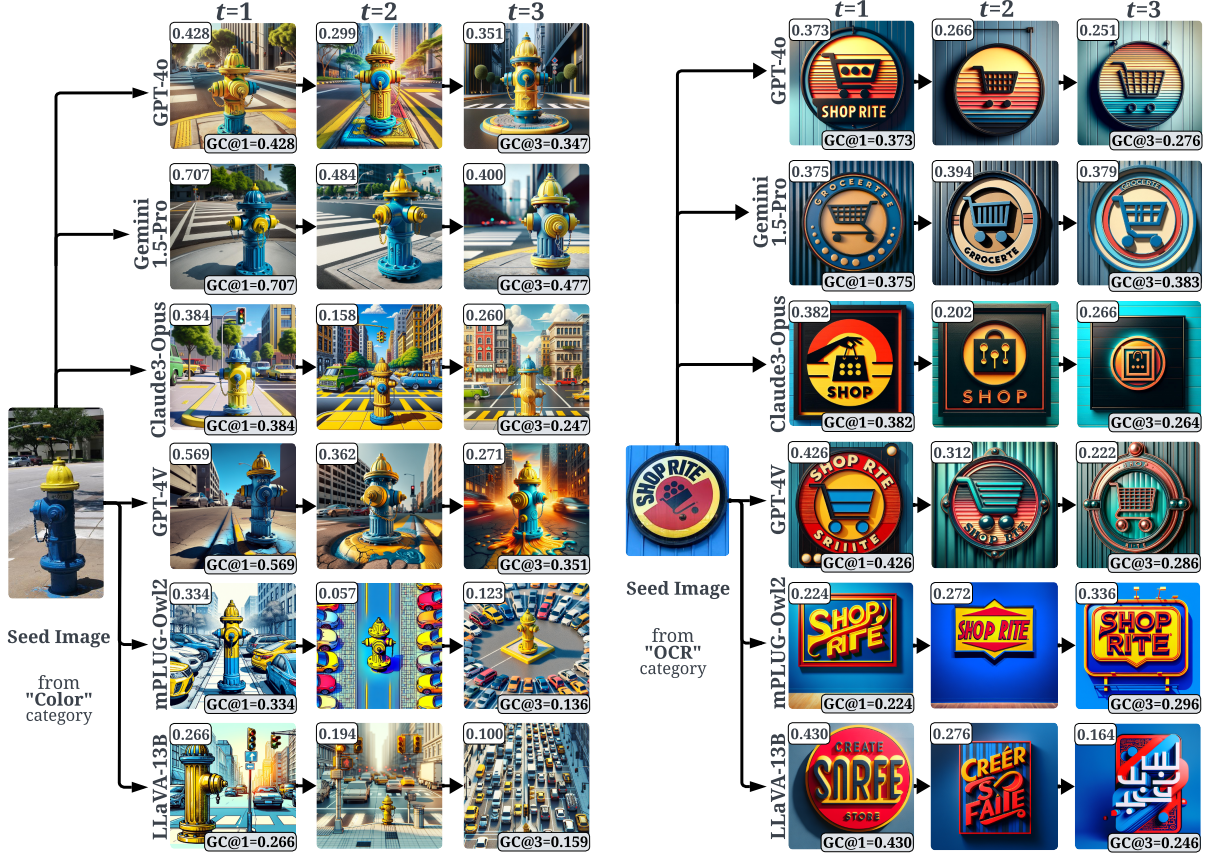


Figure 3: Demonstration of GenCepcion evaluation procedure: the images generated over 3 GenCepcion iterations for several MLLMs. The similarity  $s^{(t)}$  scores (to the seed image) are shown on the top of images; GC@1 and GC@3 scores are printed on the bottom of the first and third image, respectively.

framework can be initiated with a dataset of audio samples, and MLLMs can iteratively generate and describe the audio content. Similarly, for video and graph data, the process can involve generating textual descriptions of short video clips or graph structures and their recreation. While the core iterative process of GenCepcion remains applicable, these extensions require modality-specific generation and embedding models.

The broad skill assessment provided by GenCepcion goes along with the limitation that it is difficult to assess which skills contribute most to a high GC@T score. Our analysis indicates that contemporary VLLMs perform poorly on text-intensive tasks while excelling in describing scenes and artworks. Future research could investigate this in a more fine-grained manner by creating datasets requiring specialized skills. For example, datasets could include images of complex emotions, dynamic movements, mechanical processes, or user interfaces. Additionally, combining GenCepcion with specifically designed similarity metrics may offer more detailed insights into specific MLLM abilities.

## 5 Conclusion

In this paper, we introduce GenCepcion to enhance the evaluation of rapidly evolving Multimodal Language Models (MLLMs). The GenCepcion method addresses key limitations of existing MLLM benchmarks, such as costly data annotation, quick benchmark saturation, training data contamination, leading questions, and the illusion of emergent abilities. Being adaptable to different modalities, the GenCepcion method can deliver value as a unified MLLM evaluation method that complements existing MLLM benchmarks.

Our empirical validation using the *MMEception* benchmark shows that GenCepcion effectively assesses semantic coherence and consistency across modalities, aligning with established VLLM benchmarks. By assessing humans on the *MMEception* task, we demonstrate that current VLLMs significantly lag behind human performance, particularly when working with text-intensive images. Future work is encouraged to refine and extend this framework across a wider range of modalities, datasets, and similarity metrics.

## References

- Josh Achiam, Steven Adler, Sandhini Agarwal, Lama Ahmad, Ilge Akkaya, Florencia Leoni Aleman, Diogo Almeida, Janko Altschmidt, Sam Altman, Shyamal Anadkat, et al. 2023. GPT-4 technical report. *arXiv preprint arXiv:2303.08774*.
- Anthropic. 2023. [Model card for claude](#). Accessed: [13.05.2024].
- Lin Chen, Jinsong Li, Xiaoyi Dong, Pan Zhang, Yuhang Zang, Zehui Chen, Haodong Duan, Jiaqi Wang, Yu Qiao, Dahua Lin, et al. 2024. Are we on the right way for evaluating large vision-language models? *arXiv preprint arXiv:2403.20330*.
- Adam Coates, Andrew Ng, and Honglak Lee. 2011. An analysis of single-layer networks in unsupervised feature learning. In *Proceedings of the fourteenth international conference on artificial intelligence and statistics*, pages 215–223. JMLR Workshop and Conference Proceedings.
- Wenliang Dai, Junnan Li, Dongxu Li, Anthony Meng Huat Tiong, Junqi Zhao, Weisheng Wang, Boyang Li, Pascale Fung, and Steven Hoi. 2023. Instructblip: Towards general-purpose vision-language models with instruction tuning. *arXiv preprint:2305.06500*.
- DeepMind. 2023. Imagegen2. <https://deepmind.google/technologies/imagegen-2/>. Accessed: [13.05.2024].
- Jia Deng, Wei Dong, Richard Socher, Li-Jia Li, Kai Li, and Li Fei-Fei. 2009. ImageNet: A large-scale hierarchical image database. In *2009 IEEE conference on computer vision and pattern recognition*, pages 248–255.
- Jesse Dodge, Maarten Sap, Ana Marasović, William Agnew, Gabriel Ilharco, Dirk Groeneveld, Margaret Mitchell, and Matt Gardner. 2021. Documenting large webtext corpora: A case study on the colossal clean crawled corpus. *arXiv preprint arXiv:2104.08758*.
- Alexey Dosovitskiy, Lucas Beyer, Alexander Kolesnikov, Dirk Weissenborn, Xiaohua Zhai, Thomas Unterthiner, Mostafa Dehghani, Matthias Minderer, Georg Heigold, Sylvain Gelly, Jakob Uszkoreit, and Neil Houlsby. 2021. An image is worth 16x16 words: Transformers for image recognition at scale. In *International Conference on Learning Representations*.
- Chaoyou Fu, Peixian Chen, Yunhang Shen, Yulei Qin, Mengdan Zhang, Xu Lin, Jinrui Yang, Xiawu Zheng, Ke Li, Xing Sun, et al. 2023. MME: A comprehensive evaluation benchmark for multimodal large language models. *arXiv preprint arXiv:2306.13394*.
- Martin Heusel, Hubert Ramsauer, Thomas Unterthiner, Bernhard Nessler, and Sepp Hochreiter. 2017. Gans trained by a two time-scale update rule converge to a local nash equilibrium. *Advances in neural information processing systems*, 30.
- Yuxin Jiang, Chunkit Chan, Mingyang Chen, and Wei Wang. 2023. Lion: Adversarial distillation of closed-source large language model. *arXiv preprint arXiv:2305.12870*.
- Aniruddha Kembhavi, Mike Salvato, Eric Kolve, Minjoon Seo, Hannaneh Hajishirzi, and Ali Farhadi. 2016. A diagram is worth a dozen images. In *Computer Vision—ECCV 2016: 14th European Conference, Amsterdam, The Netherlands, October 11–14, 2016, Proceedings, Part IV 14*, pages 235–251. Springer.
- Douwe Kiela, Max Bartolo, Yixin Nie, Divyansh Kaushik, Atticus Geiger, Zhengxuan Wu, Bertie Vidgen, Grusha Prasad, Amanpreet Singh, Pratik Ringshia, et al. 2021. Dynabench: Rethinking benchmarking in nlp. In *Proceedings of the 2021 Conference of the North American Chapter of the Association for Computational Linguistics: Human Language Technologies*, pages 4110–4124.
- Alex Krizhevsky, Geoffrey Hinton, et al. 2009. Learning multiple layers of features from tiny images. Technical report, Massachusetts Institute of Technology and New York University.
- Bohao Li, Rui Wang, Guangzhi Wang, Yuying Ge, Yixiao Ge, and Ying Shan. 2023a. Seed-bench: Benchmarking multimodal llms with generative comprehension. *arXiv preprint arXiv:2307.16125*.
- Yifan Li, Yifan Du, Kun Zhou, Jinpeng Wang, Wayne Xin Zhao, and Ji-Rong Wen. 2023b. Evaluating object hallucination in large vision-language models. *arXiv preprint:2305.10355*.
- Fuxiao Liu, Tianrui Guan, Zongxia Li, Lichang Chen, Yaser Yacoob, Dinesh Manocha, and Tianyi Zhou. 2023a. Hallusionbench: You see what you think? or you think what you see? an image-context reasoning benchmark challenging for gpt-4v (ision), llava-1.5, and other multi-modality models. *arXiv preprint arXiv:2310.14566*.
- Haotian Liu, Chunyuan Li, Yuheng Li, and Yong Jae Lee. 2023b. Improved baselines with visual instruction tuning. In *NeurIPS 2023 Workshop on Instruction Tuning and Instruction Following*.
- Manikanta Loya, Divya Anand Sinha, and Richard Futrell. 2023. Exploring the sensitivity of llms’ decision-making capabilities: Insights from prompt variation and hyperparameters. *arXiv preprint arXiv:2312.17476*.
- OpenAI. 2024. Hello gpt-4o. *OpenAI Technical Report*. Available at <https://openai.com/index/hello-gpt-4o/>.
- OpenCompass. 2023. OpenCompass: A universal evaluation platform for foundation models. <https://github.com/open-compass/opencompass>.



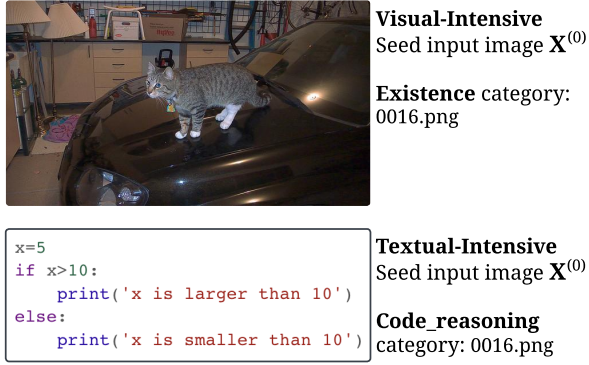


Figure 4: Example seed images from the visually (Figure 5) and textually (Figure 6) intensive groups, along with their associated metadata.

Aditya Ramesh, Mikhail Pavlov, Gabriel Goh, Scott Gray, Chelsea Voss, Alec Radford, Mark Chen, and Ilya Sutskever. 2021. Zero-shot text-to-image generation. In *International Conference on Machine Learning*, pages 8821–8831. PMLR.

Machel Reid, Nikolay Savinov, Denis Teplyashin, Dmitry Lepikhin, Timothy Lillicrap, Jean-baptiste Alayrac, Radu Soricut, Angeliki Lazaridou, Orhan Firat, Julian Schrittwieser, et al. 2024. Gemini 1.5: Unlocking multimodal understanding across millions of tokens of context. *arXiv preprint arXiv:2403.05530*.

Rylan Schaeffer, Brando Miranda, and Sanmi Koyejo. 2023. Are emergent abilities of large language models a mirage? *arXiv preprint arXiv:2304.15004*.

Wenhai Wang, Zhe Chen, Xiaokang Chen, Jiannan Wu, Xizhou Zhu, Gang Zeng, Ping Luo, Tong Lu, Jie Zhou, Yu Qiao, et al. 2023. Visionllm: Large language model is also an open-ended decoder for vision-centric tasks. *arXiv preprint:2305.11175*.

Zhiyang Xu, Ying Shen, and Lifu Huang. 2022. Multi-instruct: Improving multi-modal zero-shot learning via instruction tuning. *arXiv preprint:2212.10773*.

Shuo Yang, Wei-Lin Chiang, Lianmin Zheng, Joseph E Gonzalez, and Ion Stoica. 2023. Rethinking benchmark and contamination for language models with rephrased samples. *arXiv preprint arXiv:2311.04850*.

Qinghao Ye, Haiyang Xu, Jiabo Ye, Ming Yan, Haowei Liu, Qi Qian, Ji Zhang, Fei Huang, and Jingren Zhou. 2023. mplug-owl2: Revolutionizing multi-modal large language model with modality collaboration. *arXiv preprint:2311.04257*.

Yunqing Zhao, Tianyu Pang, Chao Du, Xiao Yang, Chongxuan Li, Ngai-Man Cheung, and Min Lin. 2023. On evaluating adversarial robustness of large vision-language models. *arXiv preprint:2305.16934*.

## A GenCception Demonstration

To provide a comprehensive, intuitive and qualitative understanding of the GenCception procedure and  $GC@T$  metric, we illustrate the input, output, intermediate artifacts, similarity scores, and  $GC@T$  values throughout the GenCception process. Examples from the visual-intensive and textual-intensive groups are showcased in Figures 5 and 6, respectively. The corresponding seed images and their metadata are presented in Figure 4.

## B Limitations and Societal Impact

The limitations, outlined in Sections 3 and 4, primarily pertain to our initial experimental focus on image-based experiments, excluding other modalities. A critical assumption is the minimal influence of stochastic variability in image generation and MLLM text generation processes. While we have not delved into ethical risks, our framework’s purpose – to assess inter-modality semantic drift and susceptibility to hallucination in MLLMs—is clearly articulated. Societally, the exclusive use of the English language in GenCception experiments may inadvertently marginalize non-English-speaking user groups.

## C Dataset and Reproducibility

In Sections 1, 2.1, 2.2 and 3 of the main paper, we cite the creators of all artifacts used. Detailed citations can be found in references. The MME dataset is not directly downloadable, and is released for research purposes only upon a request from authors to gain access to it. It does not contain any personally identifying information, as the questions regard visual aspects of the images. We followed the guidelines provided by the authors and respected the intended terms of use. The specific licenses and terms for the use and distribution of publicly available artifacts can be found in the corresponding original papers or GitHub repositories, as cited. As per this research work and aligning with the MME copyrights, we are not releasing this asset. Regarding the created artifacts, we introduce a new metric called  $GC@T$ , and detail its creation and intended use in Section 2.2 of the main paper. Our study exclusively utilizes images from the MME dataset, omitting textual QA annotations, and generates textual data in the form of English descriptions as part of our methodology. Given the nature of our research centered on quantifying the inter-modality coherence and consistency, we do not apply any



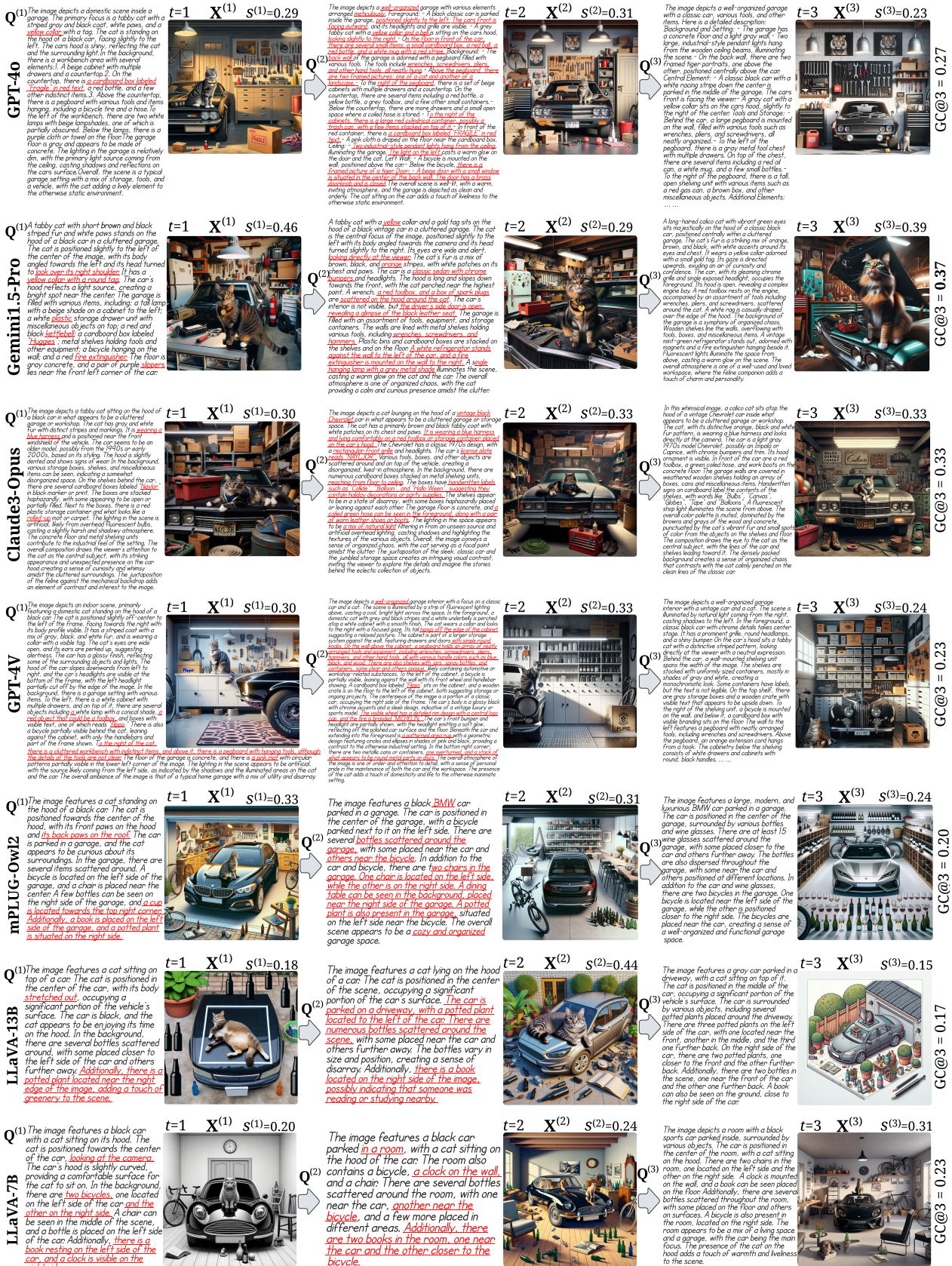


Figure 5: Illustration of a 3-iteration GenCepion procedure run on a visual-intensive image (from “existence” category) to evaluate 7 VLLMs. Each iteration  $t$  shows the generated image  $X^{(t)}$ , the description  $Q^{(t)}$  of the preceding image  $X^{(t-1)}$ , and the similarity score  $s^{(t)}$  relative to  $X^{(0)}$ . The GC@3 metric for each VLLM is also presented. Hallucinated elements within descriptions  $Q^{(1)}$  and  $Q^{(2)}$  as compared to the seed image are indicated with **red underlining**.





Figure 6: Illustration of a 3-iteration GenCception procedure run on a textual-intensive image (from “code reasoning” category) to evaluate 7 VLLMs. Each iteration  $t$  shows the generated image  $X^{(t)}$ , the description  $Q^{(t)}$  of the preceding image  $X^{(t-1)}$ , and the similarity score  $s^{(t)}$  relative to  $X^{(0)}$ . The GC@3 metric for each VLLM is also presented. Hallucinated elements within descriptions  $Q^{(1)}$  as compared to the seed image are indicated with red underlining.

data splits. Due to limitations in terms of computational resources, the metrics reported in Table 2 are from a single run.

In our study, we adopt several state-of-the-art models to facilitate our experiments, including Gemini1.5-Pro, GPT-4o, GPT-4V, Claude3-Opus, LLaVa-13B, LLaVa-7B, and mPLUG-Ow12 for text description generation, ViT for image embedding, and DALL-E 3 and Imagen2 for image generation, adhering to default parameter settings as outlined in their original specifications. As we only evaluated existing models but did not train new models, no hyperparameter tuning was applicable. The text descriptions generated by GPT-4V are obtained through API calls, while experiments involving the other models are conducted on A100 GPUs, totaling approximately 96 GPU hours. Image generation was also performed via a call to OpenAI’s DALL-E 3 API. To compute the  $GC@T$  metric, we employ the cosine similarity metric from the Scikit-learn library (Version 1.4.0).

## D Human Annotators

As described in Section 3, we benchmarked the performance of humans at the  $GC@T$  task. The 5 human annotators were recruited from the authors’ social circle and were being made aware that they contributed to a research project, with the specific goal of the research project only being disclosed after participation. They were provided with the same instruction prompt as the MLLMs, and given 14 weeks to complete the task. This task does not involve sharing any personal information and the images were carefully evaluated to not be offensive in any way. The participants gave consent that their annotations could be used for scientific research and included in research papers.

## E AI Assistants

AI assistants like GitHub Copilot, ChatGPT, and Perplexity were used to support writing the necessary codebase and find efficient ways to express complex concepts. AI assistant suggestions were always carefully evaluated for correctness and only used after human revision.