

# Universal Behavior of Tunneling Time and Barrier Time-Delay Decoupling in Attoclock Measurements

Ossama Kullie

*Theoretical Physics, Institute for Physics, Department of Mathematics and Natural Science, University of Kassel, Germany\**

The measurement of the tunneling time-delay is hotly debated and remains controversial. In previous works, we showed that a model that accurately describes the time-delay measured by the attoclock experiment in adiabatic and nonadiabatic field calibrations. In the present work, we show that the tunneling time reveals a universal behavior with disentangled contributions. Even more remarkable is that the barrier tunneling time-delay can be convincingly defined and determined from the difference between the time-delay of adiabatic and nonadiabatic tunnel-ionization, which also show good agreement with experimental results. Furthermore, we illustrate that in the weak measurement limit, the barrier time-delay corresponds to the Larmor-clock time and the interaction time within the barrier.

**Keywords:** Ultrafast science, attosecond physics, tunneling and tunnel ionization time-delay, nonadiabatic effects, weak measurement, Larmor clock and interaction time.

## I. THEORETICAL MODEL

The interaction of an atom with a laser pulse in strong-field and attosecond science can be modeled in a simplified manner [1–3] as shown in figure 1. In [1] a simple tunneling model is developed with expressions involving basic laser and atomic parameters that describe the measurement result of the attoclock. This model provides insight into the temporal properties of tunneling ionization and sheds light on the role of time in quantum mechanics. We briefly present our model below, in which an electron can be tunnel-ionized by a laser pulse with an electric field strength (hereafter field strength)  $F$ . Throughout this work  $F$  stands for the peak electric field strength at maximum (quasistatic approximation [4]), and atomic units ( $au$ ) are used ( $\hbar = m = e = 1$ ). A direct ionization happens when the field strength reaches a threshold called atomic field strength  $F_a = I_p^2/(4Z_{\text{eff}})$  [5, 6], where  $I_p$  is the ionization potential of the system (atom or molecule) and  $Z_{\text{eff}}$  is the effective nuclear charge in the single-active electron approximation (SAEA). However, for  $F < F_a$  the ionization can happen by tunneling through an effective potential barrier including the Coulomb potential of the core and the electric field of the laser pulse. It can be expressed in a one-dimensional form in the length gauge due to the Göppert-Mayer gauge-transformation [7] by

$$V_{\text{eff}}(x) = V(x) - xF = -\frac{Z_{\text{eff}}}{x} - xF, \quad (1)$$

compare figure 1. In the model the tunneling process can be described solely by the ionization potential  $I_p$  of the valence (interacting) electron and the peak field strength  $F$ , where the barrier height is given by  $\delta_z = \sqrt{I_p^2 - 4Z_{\text{eff}}F}$ . In figure 1 (for details see [1]), the inner  $x_{e,-}$  and outer  $x_{e,+}$  points are given by  $x_{e,\pm} = (I_p \pm \delta_z)/2F$ . The inner and outer points are called entrance and exit points, respectively. The barrier width is  $d_B = x_{e,+} - x_{e,-} = \delta_z/F$ , and its (maximum) height (at  $x_m(F) = \sqrt{Z_{\text{eff}}/F}$ ) is  $\delta_z$ . At  $F = F_a$  we have  $\delta_z = 0$  ( $d_B = 0$ ), i.e., the barrier disappears and the direct (barrier-suppression) ionization begins, (green (dashed-dotted) curve in figure 1).

### A. Adiabatic tunneling

In the adiabatic field calibration by Landsman et. al. [8], we showed in [1] that the tunneling time-delay can be expressed by the following forms,

$$\tau_{T,d} = \frac{1}{2(I_p - \delta_z)}, \quad \tau_{T,i} = \frac{1}{2(I_p + \delta_z)} \quad (2)$$

In [1] was also shown that  $\tau_{T,d}$  in eq 2 agrees well with the experimental result of Landsman et. al. [8]. Their physical reasoning is the following:  $\tau_{T,d}$  is the time-delay of the adiabatic tunnel-ionization, with respect to the ionization at atomic field strength  $F_a$ , required to overcome the barrier and escape the atom into the continuum [1]. Furthermore,  $\tau_{T,i}$  is the time needed to reach the entrance point  $x_{e,-}$  from the initial point  $x_i$ , compare figure 1. At the limit of atomic field strength, we have  $\lim_{F \rightarrow F_a} \delta_z = 0$ ,

\* Electronic mail: kullie@uni-kassel.de

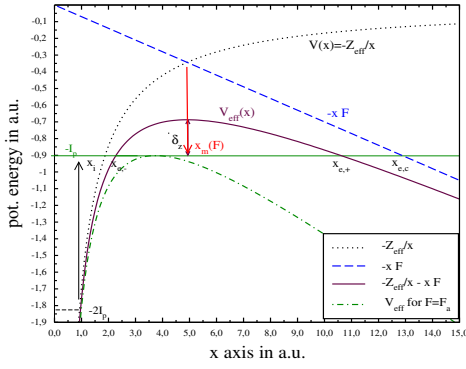


FIG. 1: (Color online) A sketch of the atomic and the effective potential curves, showing the inner  $x_{e,-}$  and outer  $x_{e,+}$  points, the width and height of the barrier formed by the laser field.  $x_{e,\pm} = (I_p \pm \delta_z)/2F$ ,  $d_B = x_{e,+} - x_{e,-} = \delta_z/F$ ,  $\delta_z = \sqrt{I_p^2 - 4Z_{\text{eff}}F}$ . The plot is for He-atom in the SAEA model with  $Z_{\text{eff}} = 1.6875$  and  $I_p \approx 0.9 \text{ au}$  [1, 3]. For different systems the overall picture remains the same.

$\lim_{F \rightarrow F_a} \tau_{T,d} = \frac{1}{2I_p} = \tau_a$  (see below). For  $F > F_a$ , the barrier-suppression ionization sets on [9, 10]. On the opposite side, we have  $\lim_{F \rightarrow 0} \delta_z = I_p$ ,  $\lim_{F \rightarrow 0} \tau_{T,d} = \infty$ , so nothing happens and the electron remains in its ground state undisturbed, which shows that our model is consistent. For details, see [1, 2, 11, 12].

## B. Nonadiabatic tunneling

In the nonadiabatic field calibration of Hofmann et. al. [13], we found in [3] that the time-delay of the nonadiabatic tunnel-ionization is described by the relation

$$\tau_{\text{dion}}(F) = \frac{1}{2} \frac{I_p}{4Z_{\text{eff}}F} = \frac{1}{2I_p} \frac{I_p^2}{4Z_{\text{eff}}F} \quad (3)$$

$$= \frac{1}{2I_p} \frac{F_a}{F} = \tau_a \xi(F) \quad (4)$$

In [3] it was shown that Eq. 3 agrees well with the experimental result of Hofmann et. al. [13]. In addition, the result was confirmed by the numerical integration of the time-dependent Schrödinger equation (NITDSE) [3]. It is seen that in the limit  $F \rightarrow F_a$ ,  $\tau_{\text{dion}} = \tau_a$ , whereas in the opposite case  $F \rightarrow 0$ ,  $\tau_{\text{dion}} = \infty$ , similar to  $\tau_{T,d}$ . Hence,  $\tau_a$  is always (adiabatic and nonadiabatic) a lower quantum limit of the tunnel-ionization time-delay and does not quantum mechanically vanish.  $\xi(F)$  is an enhancement factor for field strength  $F < F_a$ .

## II. THE BARRIER TIME-DELAY

We have seen in the previous section that the experimental results of the tunneling time-delay, in the two field calibrations (adiabatic [8], nonadiabatic [13]), are in good agreement with our tunneling model, as given by the adiabatic and nonadiabatic tunneling time-delay  $\tau_{T,d}$  and  $\tau_{\text{dion}}$  of eqs 2, 3 respectively.

In this section, we show that the time-delay due to the barrier itself, which can be considered as the actual tunneling time-delay, can be decoupled and determined by considering the adiabatic and nonadiabatic field calibrations together.

The time-delay due to the barrier itself is, in fact, the time-delay due to crossing the barrier region. However, the experiment does not verify whether the time spent in the barrier is affected by some reflections of the electrons inside the barrier before they escape the atom (see further below Eq. 8). Apart from that, multiple reflections are related the regime of high harmonics generation, where electrons recombine by emitting high harmonics. In the attoclock experiment, the momentum distribution of photoelectrons (ions) during the tunnel-ionization process is considered to extract and determine the delay-time [14, 15].

Eq. 2 can be decomposed into a twofold time-delay with respect to ionization at  $F_a$ , representing  $\tau_{T,d}$  in an unfolded form,

$$\begin{aligned} \tau_{T,d} &= \frac{1}{2(I_p - \delta_z)} = \frac{1}{2} \frac{I_p}{4Z_{\text{eff}}F} \left(1 + \frac{\delta_z}{I_p}\right) \quad (5) \\ &= \frac{1}{2I_p} \frac{F_a}{F} \left(1 + \frac{\delta_z}{I_p}\right) = \tau_a (\xi(F) + \Lambda(F)) \\ &= \tau_{\text{dion}} + \tau_{\text{dB}} \equiv \tau_{\text{Ad}} \end{aligned}$$

Below we refer to  $\tau_{\text{Ad}} \equiv \tau_{T,d}$  as adiabatic tunnel-ionization. From the second line of Eq. 5 follows that the adiabatic time-delay can be interpreted as a time-delay with respect to ionization at atomic field strength with  $\tau_a = \tau_{\text{Ad}}(F_a) = 1/(2I_p)$ , where both terms ( $\tau_{\text{dion}}$ ,  $\tau_{\text{dB}}$ ) present real time-delay. Again  $(\xi(F) + \Lambda(F))$  is an enhancement factor for field strength  $F < F_a$ .

The first term in the last line of Eq. 5,  $\tau_{\text{dion}}$ , which is given in Eq. 3, is a time-delay solely because  $F$  is smaller than  $F_a$  and saturates at  $F = F_a$ , whereas the second term  $\tau_{\text{dB}}$  is a time-delay due to the barrier itself and thus, can be considered as the actual tunneling time-delay [2]. We will show that it can be decoupled from the first term and is thus the tunneling time solely to the presence of the barrier itself. This can be seen from the factor  $\delta_z/I_p$ , which relates the barrier height for  $F < F_a$  to the ionization potential, which in turn represents the maximum barrier height ( $\lim_{F \rightarrow 0} \delta_z = I_p$ ). It vanishes when the barrier  $\lim_{F \rightarrow 0} \delta_z = 0$  vanishes, i.e. when saturation is reached at  $F = F_a$ . Indeed, Winful [16] and Lunardi [17] proposed expressions that resemble

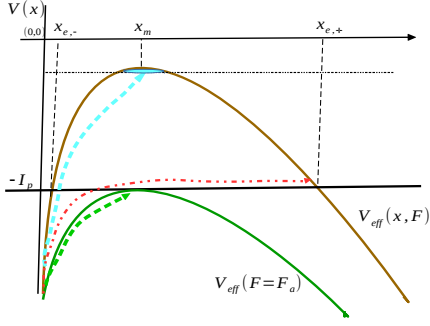


FIG. 2: Illustration of tunnel-ionization of the horizontal (dashed-dotted, red) and vertical (dashed, blue) channels. The dotted line is a virtual state, as well as the BSI (green).

the adiabatic tunnel-ionization time-delay given in Eq. 5.

$$\tau_g^{\text{Winf}} = \tau_{\text{si}} + \tau_{\text{dwell}} \quad (6)$$

$$\tau_T^{\text{Lun}} = \tau_{\text{well}} + \tau_{\text{barrier}} \quad (7)$$

In the quantum tunneling of a wave packet or a flux of particles scattering on a potential barrier, Winful showed that the group time-delay or the Wigner time-delay can be written in the form of Eq. 6, where  $\tau_{\text{dwell}}$  is the dwell time which corresponds to our  $\tau_{\text{dB}}$ , and  $\tau_{\text{si}}$  is according to Winful a self-interference term which corresponds to our  $\tau_{\text{dion}}$ . Importantly, Winful showed that the contribution of the first term is disentangled from the barrier time-delay [16]. In their work Lunardi et. al. used the so-called Salecker-Wigner-Peres quantum-clock (SWP-QC) with MC-simulation [17, 18]. They found that the tunneling time in the attoclock is given by the form of Eq. 7. The first term, which they called well-time is, according to the authors, the time (-delay) that elapses before reaching the barrier. This corresponds to our  $\tau_{\text{dion}}$ . The second term,  $\tau_{\text{barrier}}$ , corresponds to the barrier time (-delay) which corresponds to our  $\tau_{\text{dB}}$ . The three results (ours confirmed with the NITDSE, Winful's and Lunardi's) clearly show that the separation of Eq. 5 presents a unified T-time picture (UTTP) [16], which allows us to conclude that the tunneling time-delay due the barrier itself is given by  $\tau_{\text{dB}} = \tau_{\text{dwell}} = \tau_{\text{barrier}}$  and can be determined from eqs. 3, 5 as follows:

$$\tau_{\text{Ad}} - \tau_{\text{dion}} = \tau_{\text{dB}} = \frac{1}{2} \frac{1}{Z_{\text{eff}}} \frac{\delta_z}{F} = \frac{1}{2} \frac{d_B}{Z_{\text{eff}}} \quad (8)$$

In Eq. 8,  $\tau_{\text{dB}}$  is the barrier (tunneling) time-delay, usually referred to as the time spent within the barrier,  $\tau_{\text{barrier}}$  by Lunardi or the dwell time  $\tau_{\text{dwell}}$  by Winful. One also finds a linear dependence of  $\tau_{\text{dB}}$  on the barrier width  $d_B$ . The barrier time-delay tends to infinity as  $F \rightarrow 0$ , leaving the stationary ground state of the atom undisturbed. The barrier time-delay tends to zero in

the limit of  $F \rightarrow F_a$  ( $\delta_z = d_B = 0$ ) because the barrier disappears, as is known from the seminal work of Hartman [19], where the linear dependence on the barrier width in Eq. 8 indicates that multiple reflections (if they exist) have a negligible influence on the tunnel-ionization. Obviously,  $\tau_{\text{dB}}$  cannot be measured by the experiment directly since the first term is always present,  $\tau_{\text{dion}}, \tau_{\text{si}}, \tau_{\text{well}}$ . However, as seen in Eq. 8, it can be determined taking both field calibrations into account, thus decoupling the barrier (tunneling) time-delay  $\tau_{\text{dB}}$  in the tunnel-ionization of the attoclock experiment.

It is worth noting that the decomposition given in Eq. 5 was derived in [2] concerning controversial issue of a quantum operator. However, its significance emerged when we found in [3] that the first term  $\tau_{\text{dion}}$  agrees well with the experimental result of Hofmann [13] in nonadiabatic field calibration and the numerical integration of time-dependent Schrödinger equation. Furthermore, the relevance of numerical results of Winful and Lunardi in Eqs. 6-7 was not clear for experimental finding of the attoclock. Our model and the present work are of crucial importance as we argue for a conceivable method to define and determine the barrier time delay, which is a hotly debated topic.

An illustration of the tunnel-ionization of adiabatic (horizontal) and nonadiabatic (vertical) channels is shown in figure 2. Fortunately, for the He atom we can consider the results of Landsman [8] (adiabatic calibration) and Hofmann [13] (nonadiabatic calibration) since they belong to the same experiment [14, 15]. In figure 3 (a), we show both experimental results with curves obtained by data fitting. The curves show a  $1/F$ -dependence as expected, subtracting them from each other gives the experimental barrier time, which is denoted by  $\tau_{\text{barrier,exp}}$ .

In figure 3 (b), we compare the barrier (tunneling) time-delay  $\tau_{\text{dB}}$  of Eq. 8 with the experimental counterpart  $\tau_{\text{barrier,exp}}$  (the orange curve). We plot  $\tau_{\text{dB}}$  for two  $Z_{\text{eff}} = 1.0, 1.344 = \sqrt{2I_p}$ , expanding the range to a larger barrier width (smaller  $F$ ) than specified in the experimental data. As can be seen in figure 3 (b), the agreement is very good. It undoubtedly shows that the time spent in the barrier (the time-delay caused by the barrier upon tunnel-ionization in attosecond experiment) is  $\tau_{\text{dB}}$ , which can be determined (from the experimental data) by  $\tau_{\text{barrier,exp}}$ . The agreement (with  $\tau_{\text{barrier,exp}}$  the orange curve) becomes better for  $Z_{\text{eff}} = 1$  ( $Z_1$  green curve) in the region of small field strength, since the barrier width  $d_B = \delta_z/F$  is large and the tunnel-ionized electron escapes far from the atomic core. For larger field strength (near the atomic field strength) the barrier width is small and the agreement is better for  $Z_{\text{eff}} = \sqrt{2I_p} = 1.344$  ( $Z_2$  blue curve). Finally, all curves tend to zero for  $F \rightarrow F_a$ , since the barrier disappears as expected.

In figure 3 (b) we additionally present a curve ( $\tau_{LC}$ ) of Larmor clock (LC) time, which was also obtained by fitting of the LC data given by Hofmann [13]. The agreement with LC (magenta curve) is better for small  $F$  values, which is the limit of thick barrier (more on this in the next section). This is because Hofmann's LC time-delay is given for the nonadiabatic field calibration and our  $\tau_{dB}$  becomes closer to nonadiabatic time-delay  $\tau_{dion}$  for small  $F$  (thick barrier) (see Eq. 9 below). This again explains the disagreement for larger field strength  $F = 0.06 - 0.1$ , compare figure 3 (b). The notation  $\tau_{dB}$  below is used to refer to the barrier (tunneling) time-delay  $\tau_{dB} (\equiv \tau_{\text{barrier}} \equiv \tau_{\text{dwell}})$  with the corresponding adiabatic and nonadiabatic tunnel-ionization time-delay  $\tau_{Ad}$ ,  $\tau_{dion}$ , respectively.

### III. WEAK MEASUREMENT LIMIT

In the previous section we found that the LC time  $\tau_{LC}$  tends closer to the barrier time-delay  $\tau_{dB}$ ,  $\tau_{\text{barrier,exp}}$  for small field strength, compare figure 3 (b). The LC-time is usually considered in the context of the so-called weak measurement (WM) approach, which characterizes a system before and after it interacts with a measurement apparatus [20, 21]. Landsman [22] showed that the WM value of the time-delay corresponds to LC-time  $\tau_{\text{weak}} = \tau_{LC}$  [22, 23]. Thus, for small field strengths ( $F \ll F_a$ ) the barrier time-delay  $\tau_{dB}$  in our model corresponds to the WM approach, which is clearly seen in figure 3 (b). Indeed, for  $F \ll F_a$  the barrier width  $d_B = \delta_z/F$  becomes large enough which makes the barrier thick. At the limit of thick or opaque barrier,  $d_B$  approaches the so-called classical barrier width  $d_C$ ,  $\lim_{F \ll F_a} d_B \approx I_p/F = d_C (\equiv x_{e,c})$ , compare figure 1. In this limit the barrier height  $\lim_{F \ll F_a} \delta_z = I_p$ , and the barrier time

$$\lim_{F \ll F_a} \tau_{dB} = \tau_a \frac{F_a}{F} \frac{(\delta_z \approx I_p)}{I_p} \approx \tau_a \frac{F_a}{F} = \tau_{dion} \quad (9)$$

This result is interesting, as it shows that the barrier time-delay  $\tau_{dB}$  for a thick (or opaque) barrier is approximately equal to tunnel-ionization time-delay  $\tau_{dion}$  (Eq. 3) of the nonadiabatic field calibration [3, 13]. This explains the already mentioned agreement between the  $\tau_{LC}$  given by Hofmann (data-fit curve) and  $\tau_{dB}$  for small field strengths. The agreement is satisfactory considering that the fitted LC-curve is extended beyond the data range given in [13]. This leads us to the interaction time with the laser field in the barrier area, since the LC-time according to Steinberg [23, 24] is related to the interaction time within the barrier, which corresponds to the time spent in the barrier or

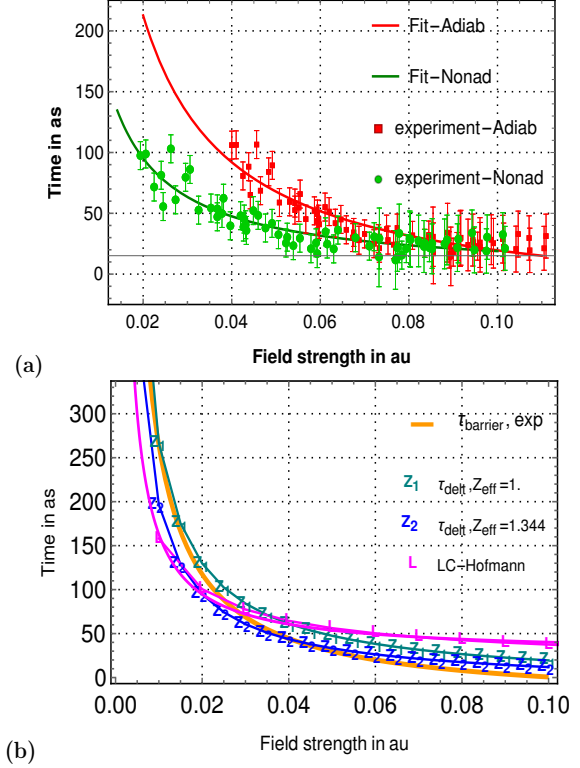


FIG. 3: (a): tunnel-ionization time-delay versus field strength. Experimental data of adiabatic [8] (red) and nonadiabatic [13] (green) field calibrations with their data-fit curves. (b): barrier time-delay  $\tau_{\text{barrier,exp}}$  (orange) obtained by subtractions of the data-fit curves (shown left), and the barrier time-delay  $\tau_{dB}$  of Eq. 8 for  $Z_{\text{eff}} = 1, 1.344$  (green, blue). As well as the LC-curve (magenta) obtained by data-fit of LC-data given in [13].

the dwell time  $\tau_{\text{dwell}}$  [25, 26], which in turn equals  $\tau_{dB}$ ,  $\tau_{\text{barrier}}$  according to the UTTP (and  $\tau_{\text{dwell}}$  of Winful in Eq. 6).

The agreement shown in figure 3(b) (see also Eq. 9) suggests that the WM value (LC-time) and the interaction time within the barrier region in the thick barrier limit, can be determined by  $\tau_{dB} (\approx \tau_{dion}$  of the nonadiabatic field calibration as given in Eq. 9). We think this is similar to the measurement presented in [25] (measurement of the time spent in the barrier with LC). In addition, the back reaction of the measurement of the system can be found from  $\tau_{T,i}$  as the following

$$\begin{aligned} \tau_{\text{backr}}^{WM} &= \lim_{F \ll F_a} \tau_{T,i} = \lim_{F \ll F_a} \frac{1}{2} \frac{(I_p - \delta_z)}{4Z_{\text{eff}}F} \\ &= \lim_{F \ll F_a} \frac{1}{2} \frac{\varepsilon_F}{4Z_{\text{eff}}F} \approx \frac{1}{4I_p} = \lim_{F \rightarrow 0} \tau_{T,i} \end{aligned}$$

where  $\varepsilon_F = (I_p - \delta_z) \sim 2Z_{\text{eff}}F/I_p$  is small under the WM condition (linear dependence on  $F$ ), and we used the expansion of

$(I_p^2 - 4Z_{\text{eff}}F)^{1/2}$  for small  $F$ .

However, the condition of WM is not necessary and we can assume that  $\tau_{T,i}$  always represents the back reaction of the system, which is generally consistent with the interpretation as the time needed to reach the barrier entrance in the strong-field interaction, see discussion after Eq. 2. Finally, we note that  $\tau_{T,d}, \tau_{T,i}$  can be interpreted respectively, as forward and backward tunneling [1] and we can decompose  $\tau_{T,i}$  similarly as was done for Eq. 5, to

$$\begin{aligned}\tau_{T,d} &= \tau_{\text{dion}} + \tau_{\text{dB}} \text{ (forward tunneling)} \\ \tau_{T,i} &= \tau_{\text{dion}} - \tau_{\text{dB}} \text{ (backward tunneling)},\end{aligned}\quad (10)$$

showing again that

$$\tau_{\text{dB}} = \tau_{\text{dwell}},$$

since, according to Steinberg [23], we have  $\tau_{\text{dwell}} = \text{Re}(\tau_T) = \text{Re}(\tau_R)$ , where  $\tau_T, \tau_R$  are the transmission and reflection scattering channel times, respectively. They are the forward and backward (tunneling) scattering channels in our model. Of course,  $\tau_{\text{dB}}$  is real, as we explained in our previous work [3]. In our forward and backward channels of adiabatic tunneling in Eq. 2, which is illustrated in figure 2 (dashed-dotted, red curve), the condition of a spatially symmetric barrier noted by Steinberg [23] is reflected by the fact that the horizontal channel happens along the (same) barrier width  $d_B = x_{e,+} - x_{e,-}$  for forward and backward tunneling, compare figure 2. Finally we can write  $\tau_{T,(d,i)} = \tau_{\text{dion}} \pm \tau_{\text{dB}}$  and  $\tau_{\text{dion}} = (1/2)(\tau_{T,d} + \tau_{T,i}), \tau_{\text{dB}} = (1/2)(\tau_{T,d} - \tau_{T,i})$ , where the symmetrization results in  $\tau_{\text{dion}}$  and the anti-symmetrization results in the barrier time-delay or the dwell time. For further details and discussion, we would like to refer readers to our previous work [2]. Forward and backward tunneling is equivalent to the transmission and reflection of the wave packet in the traditional quantum tunneling studies, which usually use numerical methods [16, 17, 27–30], whereas our model offers a simple tunneling approach with expressions that agrees well the measurement result of the attoclock experiment.

## a. Conclusion and Outlook

The tunneling time has a universal behavior referred to as UTPP, where the barrier (tunneling) time-delay can be defined by a simple subtraction of adiabatic and nonadiabatic tunnel-ionization time-delay,  $(\tau_{\text{Ad}} - \tau_{\text{dion}}) = \tau_{\text{dB}} = \tau_{\text{barrier}} = \tau_{\text{dwell}}$ , see eqs 8, (and 6 and 7). It is shown that  $\tau_{\text{dB}}$  agrees well with time-delay  $\tau_{\text{barrier,exp}}$ , which is obtained by fitting the experimental data (see figure 3) as the difference between the time-delays resulting from the adiabatic and nonadiabatic field calibrations of the measurement of the attoclock experiment, i.e. those of Landsman [8] and Hofmann [13] respectively. More remarkably is that our result provides conceivable definitions of the tunnel-ionization time-delay (adiabatic and nonadiabatic), the barrier (tunneling) time-delay and the interpretation of the attoclock measurement. We also found that the barrier time-delay  $\tau_{\text{dB}}$  corresponds to the LC-time and the interaction time [23–26]. This is particularly evident in the limit of thick barrier, where  $\tau_{\text{dB}}$  approaches the time-delay in the nonadiabatic field calibration  $\tau_{\text{dion}}$ , and where the back reaction is small and the weak measurement approach is justified. We assume that there is a similarity to the measurement presented in [25]. In the future, we will focus on faster-than-light tunneling or quantum superluminal tunneling (QST), e.g. [27], one of the most exciting phenomena in quantum physics. Our preliminary result shows that superluminality can be experimentally investigated using the attoclock scheme and furthermore by the numerical integration of the Schrödinger and Dirac equations, on which we are currently working. Furthermore, it also shows that the condition on QST for the barrier (tunneling) time-delay  $\tau_{\text{dB}}$  is less severe than expected ( $Z \sim 18$  for H-like atoms) and that the relativistic effects are not crucial. We think that the present work and future investigation on QST serve as inspiration for further experimental and theoretical studies.

## Acknowledgments

I would like to thank Prof. Martin Garcia from the Theoretical Physics of the Institute of Physics at the University of Kassel for his kind support. I am grateful to A. S. Landsman and C. Hofmann for sending the data presented in 3.

- 
- [1] Kullie O 2015 *Phys. Rev. A* **92** 052118 URL <https://link.aps.org/doi/10.1103/PhysRevA.92.052118>
- [2] Kullie O 2020 *Quant. Rep.* **2** 233 URL <https://www.mdpi.com/2624-960X/2/2/15>

- [3] Kullie O and Ivanov I A 2024 *Annals of Physics* **464** 169648 URL <https://www.sciencedirect.com/science/article/pii/S0003491624000563>
- [4] Popruzhenko S V and Tyurin D I 2022 *The European Physical Journal Plus* **137** 470 ISSN 2190-5444 URL <https://www.eurphys.org/article/doi/10.1209/EPJP/2022/137470>

- //doi.org/10.1140/epjp/s13360-022-02695-7
- [5] Augst S, Strickland D, Meyerhofer D D, Chin S L and Eberly J H 1989 *Phys. Rev. Lett.* **63** 2212 URL <https://link.aps.org/doi/10.1103/PhysRevLett.63.2212>
- [6] Augst S, Meyerhofer D D, Strickland D and Chin S L 1991 *J. Opt. Soc. Am. B* **8** 858 URL <https://opg.optica.org/josab/abstract.cfm?URI=josab-8-4-858>
- [7] Göppert-Mayer M 1931 *Ann. of Phys.* **401** 273 URL <https://onlinelibrary.wiley.com/doi/abs/10.1002/andp.19314010303>
- [8] Landsman A S, Weger M, Maurer J, Boge R, Ludwig A, Heuser S, Cirelli C, Gallmann L and Keller U 2014 *Optica* **1** 343 URL <https://opg.optica.org/optica/abstract.cfm?URI=optica-1-5-343>
- [9] Delone N B and Krařnov V P 1998 *Phys.-Usp.* **41** 469 URL <https://dx.doi.org/10.1070/PU1998v041n05ABEH000393>
- [10] Kiyan I Y and Krařnov V P 1991 *Soviet Phys. JETP* **73** 429 URL [http://jetp.ras.ru/cgi-bin/dn/e\\_073\\_03\\_0429.pdf](http://jetp.ras.ru/cgi-bin/dn/e_073_03_0429.pdf)
- [11] Kullie O 2016 *Journal of Physics B: Atomic, Molecular and Optical Physics* **49** 095601 URL <https://dx.doi.org/10.1088/0953-4075/49/9/095601>
- [12] Kullie O 2018 *Ann. of Phys.* **389** 333 arXiv:1701.05012 URL <https://www.sciencedirect.com/science/article/pii/S0003491618300034>
- [13] Hofmann C, Landsman A S and Keller U 2019 *J. Mod. Opt.* **66** 1052 URL <https://doi.org/10.1080/09500340.2019.1596325>
- [14] Eckle P, Smolarski M, Schlup F, Biegert J, Staudte A, Schöffler M, Muller H G, Dörner R and Keller U 2008 *Nat. Phys.* **4** 565 URL <https://doi.org/10.1038/nphys982>
- [15] Eckle P, Pfeiffer A N, Cirelli C, Staudte A, Dörner R, Muller H G, Büttiker M and Keller U 2008 *Science* **322** 1525 URL <https://www.science.org/doi/abs/10.1126/science.1163439>
- [16] Winful H G 2003 *Phys. Rev. Lett.* **91**(26) 260401 URL <https://link.aps.org/doi/10.1103/PhysRevLett.91.260401>
- [17] Lunardi J T and Manzoni L A 2019 *J. Phys.: Conference Series* **1391** 012112 URL <https://dx.doi.org/10.1088/1742-6596/1391/1/012112>
- [18] Lunardi J T and Manzoni L A 2018 *Advances in High Energy Physics* **2018** "ID1372359" ISSN 1687-7357 URL <https://doi.org/10.1155/2018/1372359>
- [19] Hartman T E 1962 *J. Appl. Phys.* **33** 3427 URL <https://doi.org/10.1063/1.1702424>
- [20] Aharonov Y, Albert D Z and Vaidman L 1988 *Phys. Rev. Lett.* **60**(14) 1351 URL <https://link.aps.org/doi/10.1103/PhysRevLett.60.1351>
- [21] Rozema L A, Darabi A, Mahler D H, Hayat A, Soudagar Y and Steinberg A M 2012 *Phys. Rev. Lett.* **109** 100404 URL <https://link.aps.org/doi/10.1103/PhysRevLett.109.100404>
- [22] Landsman A S and Keller U 2015 *Phys. Rep.* **547** 1 URL <https://www.sciencedirect.com/science/article/pii/S0370157314003159>
- [23] Steinberg A M 1995 *Phys. Rev. Lett.* **74** 2405 URL <https://link.aps.org/doi/10.1103/PhysRevLett.74.2405>
- [24] Spierings D C and Steinberg A M 2021 *Phys. Rev. Lett.* **127** 133001 URL <https://link.aps.org/doi/10.1103/PhysRevLett.127.133001>
- [25] Ramos R, Spierings D, Racicot I and Steinberg A M 2020 *Nature* **583** 529 URL <https://doi.org/10.1038/s41586-020-2490-7>
- [26] Büttiker M 1983 *Phys. Rev. B* **27** 6178 URL <https://link.aps.org/doi/10.1103/PhysRevB.27.6178>
- [27] Dumont R S and Rivlin T 2023 *Phys. Rev. A* **107** 052212 URL <https://link.aps.org/doi/10.1103/PhysRevA.107.052212>
- [28] Ma Y, Ni H and Wu J 2024 *Chinese Physics B* **33** 013201 URL [https://cpb.iphy.ac.cn/EN/abstract/article\\_126458.shtml](https://cpb.iphy.ac.cn/EN/abstract/article_126458.shtml)
- [29] de Carvalho C and Nussenzweig H 2002 *Physics Reports* **364** 83–174 URL <https://www.sciencedirect.com/science/article/pii/S0370157301000928>
- [30] Winful H G 2006 *Physics Reports* **436** 1–69 ISSN 0370-1573 URL <https://www.sciencedirect.com/science/article/pii/S0370157306003292>