



BIRCO: A Benchmark of Information Retrieval Tasks with Complex Objectives

Xiaoyue Wang* Jianyou Wang* Weili Cao* Kaicheng Wang*
Ramamohan Paturi† Leon Bergen†

Laboratory for Emerging Intelligence
University of California, San Diego

{xiw027, jiw101, w2cao, kaw036, rpaturi, lbergen}@ucsd.edu

Abstract

We present the **Benchmark of Information Retrieval (IR) tasks with Complex Objectives (BIRCO)**. BIRCO evaluates the ability of IR systems to retrieve documents given multi-faceted user objectives. The benchmark’s complexity and compact size make it suitable for evaluating large language model (LLM)-based information retrieval systems. We present a modular framework for investigating factors that may influence LLM performance on retrieval tasks, and identify a simple baseline model which matches or outperforms existing approaches and more complex alternatives. No approach achieves satisfactory performance on all benchmark tasks, suggesting that stronger models and new retrieval protocols are necessary to address complex user needs.¹

1 Introduction

Information retrieval (IR) tasks have traditionally been centered around matching queries with semantically similar passages. However, user objectives may go significantly beyond retrieving based on similarity. As a motivating example, consider a user who wants to find papers that refute a particular scientific claim. This would not be well-captured by similarity-driven search, which would also retrieve papers that support the claim. In addition, the user may have multiple objectives in their search. They may be searching for papers that measure the response of a drug in a specific population, using a certain set of measurements.

We propose the BIRCO benchmark for evaluating the performance of IR systems on tasks with *complex objectives*. We curate 5 open-source datasets (DORIS-MAE (Wang et al., 2023), ArguAna (Wachsmuth et al., 2018), WhatsThatBook (Lin et al., 2023), Clinical-Trial (Koopman and

Zucco, 2016), and RELIC (Thai et al., 2022)), which contain paragraph-length queries with multi-faceted task objectives. This represents a challenging test bed for methods that aim to address complex user search needs.

IR systems fall into three primary categories: pre-trained embedding models, language models that have been fine-tuned for IR tasks, and task-agnostic models based on Large Language Models (LLMs) like GPT4.

BIRCO provides a benchmark for LLM-based retrieval systems. The scale and capabilities of these models present a unique set of challenges for IR benchmarks. Due to their massive pretraining, LLMs may be able to answer many user queries without examining the corresponding documents. This decreases the validity of these tasks for measuring LLM retrieval performance on novel queries and document sets. In addition, IR tasks may contain thousands of documents per query, making it cost-prohibitive to evaluate LLM systems.

BIRCO is designed to address both of these challenges. The complexity of the search objectives, combined with aggressive filtering, makes it impossible for LLMs such as GPT4 to answer BIRCO queries without examining the corpus documents. BIRCO also remains challenging for LLMs despite having only 50-100 documents per query, making it low-cost to evaluate LLM performance.

2 Related Work

IR Benchmarks

IR benchmarks such as MS MARCO (Nguyen et al., 2016), NQ (Kwiatkowski et al., 2019), LOTTE (Santhanam et al., 2022), BEIR (Thakur et al., 2021), MIRACL (Zhang et al., 2023), MTEB (Muennighoff et al., 2022), and BERRI (Asai et al., 2023) consist mostly of sentence-level queries, and their task objectives, while varying to some degree, focus on finding semantically similar pas-

*Equal contribution

†Equal Senior Authors

¹<https://github.com/BIRCO-benchmark/BIRCO>

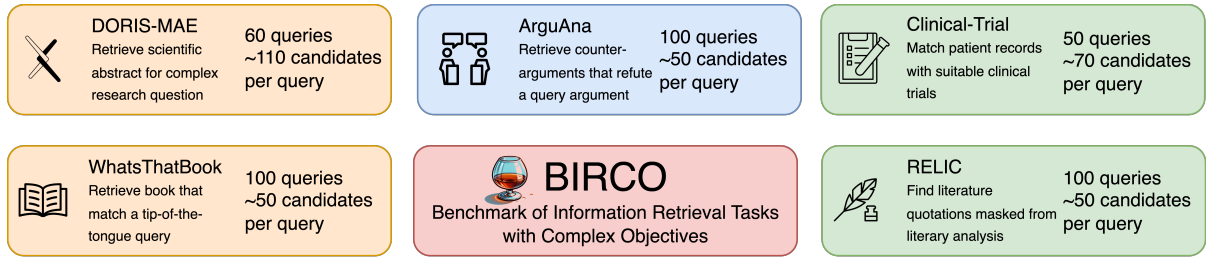


Figure 1: BIRCO contains 5 IR tasks with complex objectives

sages, with one exception: the ArguAna dataset (Wachsmuth et al., 2018), which is a counterargument retrieval task.

Complex Query IR Tasks

Several recent datasets (DORIS-MAE, WhatsThatBook, Clinical-Trial, RELIC) pose more complex retrieval tasks (Wang et al., 2023; Lin et al., 2023; Koopman and Zuccon, 2016; Thai et al., 2022). In these datasets, the queries are paragraph-length, and passages should match the queries along multiple dimensions. See Figure 1.

Specialized retrieval models

Pretrained (Greene et al., 2022; Wang et al., 2022; Gao et al., 2021) and fine-tuned (Liu et al., 2023; Chuang et al., 2022; Dai et al., 2022; Gao et al., 2023; Ferraretto et al., 2023; Pan et al., 2023) embedding models have formed the core of most IR systems due to their speed and simplicity. More recently, there have been methods for fine-tuning language models for ranking and retrieval, including monoT5 (Nogueira et al., 2020) and RankL-LaMA (Ma et al., 2023a). TART (Asai et al., 2023) and INSTRUCTOR (Su et al., 2023) are trained to follow task-specific instructions during retrieval.

LLM-based IR systems

Recent research has shown that LLMs can be effectively used for the re-ranking stage of IR. Sachan et al. (2022); Liang et al. (2022) compute a relevance score with output logits, Qin et al. (2023) use pairwise comparison among passages with open-source LLMs, Sun et al. (2023); Ma et al. (2023b) use list-wise comparisons, and Zhuang et al. (2023) have the LLM assign a 4-way label to each query/passage pair. These methods have primarily been evaluated on sentence-level queries.

Benchmarks for LLMs

Recent LLMs are evaluated across various datasets for specific skills. Big-Bench Hard (Suzgun et al., 2022) assesses model’s abilities in handling challenging tasks that require multi-step reasoning. DROP (Dua et al., 2019) evaluates capabilities in

reading comprehension, while HellaSwag (Zellers et al., 2019) examines commonsense reasoning skills. Meanwhile, MMLU (Hendrycks et al., 2020) employs multiple-choice problems to analyze LLMs’ problem-solving skills across a wide range of subjects. To the best of our knowledge, no IR benchmark designed to evaluate LLM-based IR system is released or documented.

3 A Benchmark for LLM-based IR Systems

BIRCO is designed to evaluate LLM-based IR Systems. It has several features that distinguish it from traditional IR benchmarks: longer query lengths, multiple facets within each query, complex and varied task objectives (beyond semantic similarity), minimal contamination with respect to external knowledge, increased task difficulty, and a smaller candidate pool to reduce the cost of LLM-based evaluations.

3.1 Dataset Descriptions

See Figure 1 for an overview of the datasets.

DORIS-MAE (Wang et al., 2023)

60 queries that are complex research questions from computer scientists. The query communicates specific requirements from research papers. Candidate pools have approximately 110 documents.

ArguAna (Wachsmuth et al., 2018)

100 queries, each with a candidate pool of around 50 passages. Queries and passages are both complex one-paragraph arguments about current affairs. The objective is to find matching counter-arguments.

WhatsThatBook (Lin et al., 2023)

100 queries, with each query describing a book in an ambiguous manner. Each query has a pool of 50 passages, which are book descriptions.

Clinical-Trial (Koopman and Zuccon, 2016)

100 queries that are paragraph-length patient case reports. Each query has a candidate pool com-

Dataset	Domain	Task Objective	Relevancy	Dev	Test					
				Num. of Triplets	Num. of Queries	Num. of Docs	Relevant Doc. per Query	Query Length	Doc Length	Lexical Overlap
BIRCO										
DORIS-MAE	AI/ML	Retrieve relevant abstracts for the research question.	Multi-level	3k	60	100	18.2	166.7	199.5	0.147
ArguAna	Debate	Retrieve the most effective argument that counters the query.	Binary	19k	100	100	1	213.0	212.3	0.139
WhatsThatBook	Literature	Find the book from user's ambiguous descriptions.	Binary	3k	100	100	1	173.6	219.5	0.049
Clinical-Trial	BioMed	Match patient records with suitable clinical trials.	3-level	1k	50	100	20.9	89.7	197.9	0.048
RELIC	Literature	Recover the masked quotation in a literary analysis.	Binary	68k	100	100	1	198.7	96.3	0.031
BIRCO Avg.	-	-	-	20k	51.3	100	8.4	168.3	185.1	0.083
BEIR Avg.	-	-	-	-	3710.9	2417k	43.5	9.8	124.9	0.384

Table 1: BIRCO Dataset Statistics and Comparison with BEIR Statistics. Relevant Doc. per Query means the number of relevant passages per query. Lexical overlap is calculated as the number of overlapping monograms between query and its relevant passage(s) without counting stopwords. Num of Triplets is the number of triplets extracted for the dev set. See Appendix D for details of triplet extraction.

MS MARCO			BIRCO			NQ			BEIR			BIRCO	
Models	MRR@10		Models	R@20	R@20	Models	R@20		Models	nDCG@10		Models	nDCG@10
Max possible	100	100	Max possible	100	94.3	Max possible	100	100	Max possible	100	100	Max possible	100
ANCE _{FirstP}	33.0	20.0	ANCE _{FirstP}	81.9	49.6	E5-L-v2	50.0	38.52	E5-L-v2	50.0	38.52	RankLLaMA	56.6
SimLM	41.1	18.1	SimLM	85.2	44.6	RankLLaMA	56.6	47.42	RankLLaMA	56.6	47.42	TART	44.8
SPLADE-v2	36.8	17.7	BM25	59.1	33.5	TART	44.8	39.48	TART	44.8	39.48		

Table 2: Model performance on BIRCO and other IR datasets. Models and metrics are chosen based on availability of data in the published literature. Max possible means the maximum possible value for a metric on a dataset.

prising 30-110 passages that are paragraph-length descriptions of clinical trials. The objective is to find the most suitable clinical trial for a patient.

RELIC (Thai et al., 2022)

100 queries which are excerpts from scholars analyzing classic English-language literature. Passages are sentences from a novel that have been extracted from the queries. The objective is to match a literary analysis with its missing quotations. See Appendix K for examples of each dataset.

3.2 BIRCO Evaluation Methodology

BIRCO is constructed to allow for statistically valid evaluation of model performance. Four of the five benchmark datasets do not have previously defined development/test set splits. We, therefore, define splits for these datasets, ensuring that there is no overlap between queries or passages across the splits. Since we prioritize the construction of test set, and to ensure no overlap between passages in test set and development set, we remove all passages in development set candidate pools that appear in the test set. Details of development sets can be found in Appendix D.

See Table 1 for general statistics comparing

BIRCO with BEIR benchmark datasets.

3.3 Data Decontamination

Due to the massive scale of LLM pretraining, there is a risk of data contamination when evaluating LLM-based systems on IR benchmarks. This will lead to inflated estimates of their performance on novel retrieval tasks. We first measure the degree of contamination on existing tasks on BEIR, and then describe the decontamination procedure used for BIRCO.

3.3.1 Measuring contamination

We measured contamination in the prior benchmark BEIR by evaluating whether an LLM is able to correctly answer a query without access to the pool of candidate documents. If this occurs, then this transforms the retrieval task, and means that it no longer measures the model’s ability to compare queries and documents.

GPT4 was prompted with a query from BEIR (see prompts in Appendix L.5), and its response was then compared with the ground-truth answers

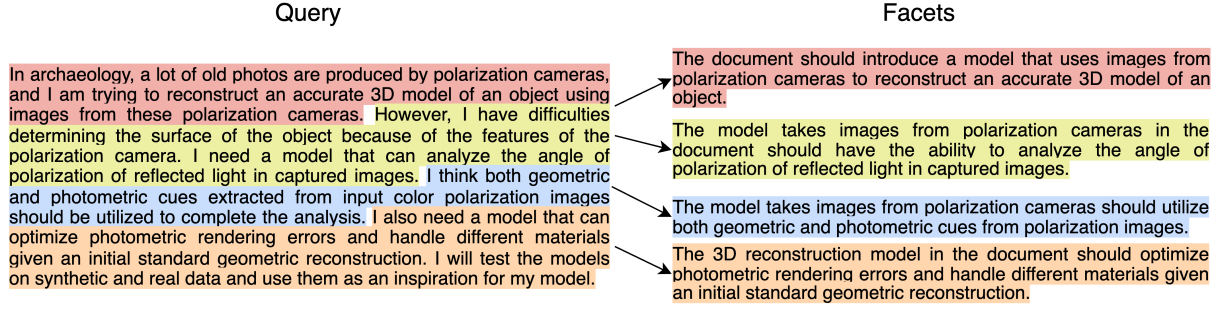


Figure 2: An example query from DORIS-MAE (Wang et al., 2023) with multiple facets.

provided in the dataset.² The responses from GPT4 were binned into three categories: GPT4 agreed with the ground-truth answer (Category 0); GPT4 and the ground-truth answer disagreed, but GPT4’s answer was also correct (Category 1); GPT4 and the ground-truth answer disagreed, and the ground-truth answer was better than GPT4’s (Category 2).

The experiment was performed on 10 datasets from BEIR: MS MARCO (Nguyen et al., 2016), NQ (Kwiatkowski et al., 2019), HotpotQA (Yang et al., 2018), FiQA (Maia et al., 2018), DBPedia (Hasibi et al., 2017), TREC-COVID (Voorhees et al., 2021), FEVER (Thorne et al., 2018), Climate-FEVER (Diggelmann et al., 2020), Touché-2020 (Bondarenko et al., 2020), and SciFact (Wadden et al., 2020). For each dataset, 100 queries were randomly sampled³, and two human annotators performed the labeling.

In order to evaluate the reliability of the labeling process, we measured inter-annotator agreement on a separate set of 100 queries from these 10 datasets. Labels from the annotators exactly matched 91% of the time, had a Spearman correlation of 0.81, and had a macro F1-score of 0.76, indicating strong agreement between the annotators.

Table 3 shows that GPT4 is able to answer a large fraction of queries directly, without access to candidate documents. This suggests that data contamination is a challenge for existing benchmarks aiming to evaluate LLM performance on information retrieval tasks.

²In some cases, the dataset provides multiple ground truth answers. When this occurred, the LLM-generated answer was compared with the ground truth answer with the highest similarity, as measured by the ada-002 embedding model.

³TREC-COVID and Touché only have 50 queries, so all queries were used for this dataset.

3.3.2 Reducing contamination

In order to address the potential for similar contamination in BIRCO, we designed a procedure to remove all queries that the LLM could potentially answer without access to candidate passages. GPT4 was prompted with a query as well as task-specific instructions. For example, for Clinical-Trial, the model was given a description of a patient, and was instructed to generate a clinical trial that would be appropriate for the patient. A query was filtered when the GPT-generated passage was similar to the ground-truth passage. See Appendix I for the filtering criteria for each task.

The filtering process removed 7% of queries from Clinical-Trial; 8% from RELIC; 56% from WhatsThatBook; and none from DORIS-MAE and ArguAna. The WhatsThatBook task is retrieving literary novels, a topic that GPT4 has extensive knowledge of, leading to a high filtering rate. In contrast, the DORIS-MAE task is to retrieve specific computer science articles, which appears to be too fine-grained for GPT4 to answer without a candidate pool. Similarly, for ArguAna, the task is to retrieve counterarguments given an argument. These counterarguments typically include detailed factual information which GPT4 cannot generate given the argument alone.

Dataset/Level	C0	C1	C2	Dataset/Level	C0	C1	C2
MS MARCO	76	18	6	DBPedia	78	12	10
TREC-COVID	47	2	1	FEVER	99	0	1
NQ	89	7	4	Climate-FEVER	81	18	1
HotpotQA	60	20	20	Touché-2020	47	1	0
FiQA	73	19	8	SciFact	71	25	4

Table 3: Data contamination in BEIR. GPT4 answers the query without access to any candidate passages. C0,1,2 corresponds to Category 0,1,2. C0 means contamination. Numbers are %.

Dataset	Average # Facets	Max	Min
DORIS-MAE	5.6	9	3
ArguAna	5.8	11	2
WhatsThatBook	11.3	25	5
Clinical-trial	7.4	30	1
RELIC	2.0	2	1

Table 4: BIRCO queries contain multiple facets. Facets represent semantic components in DORIS-MAE, arguments in ArguAna, book details in WhatsThatBook, patient symptoms in Clinical-Trial, and contrasts in the preceding and subsequent contexts in RELIC.

3.4 Query Complexity

Table 1 shows that queries in BIRCO are substantially longer than those in BEIR. In addition to their length, the queries in BIRCO are multi-faceted, meaning that relevant passages must satisfy multiple requirements given by the query. We quantify the number of facets per query by prompting GPT4 to break the queries into their distinct components. See Figure 2 for an illustration of breaking a DORIS-MAE query into 4 facets. Appendix F provides more details about the prompting procedure.

Table 4 shows the results of the facet analysis. The datasets in BIRCO have between 2 and 11 facets per query on average. IR systems must, therefore, assess documents along multiple dimensions when determining relevance.

3.5 Task Complexity

We use several approaches to quantify the difficulty of BIRCO. Table 1 shows that there is low lexical overlap between queries and relevant documents in BIRCO, making it difficult for lexical matching heuristics to succeed on the benchmark.

IR systems also achieve lower performance on BIRCO compared to other IR benchmarks, as shown in Table 2. It is difficult to directly compare metrics across datasets, as metrics can be influenced by the number of relevant passages per query as well as the relevance scale (e.g. binary, multi-level). Table 2 uses metrics MRR@10, R@20 and nDCG@10, all of which can reach high percentages on their respective datasets. See Appendix E.

3.6 Domain Diversity

BIRCO consists of datasets from diverse domains, including debate, computer science, biomedicine, and literature. To evaluate this diversity in terms of

word overlap between each pair of datasets, we use pairwise weighted Jaccard similarity (Ioffe, 2010). Figure 3 shows low word overlap between these datasets. The most similar datasets are RELIC and WhatsThatBook, which focus on classic English literature and contemporary novels, respectively.

3.7 Hard Negatives in BIRCO

Due to their construction, two of the datasets in BIRCO contain hard negatives, defined as non-relevant candidate documents which share many factors in common with ground truth answers. In ArguAna, arguments and counterarguments are paragraphs which have been sampled from longer debates. Hard negatives for ArguAna are defined as candidate passages which have been extracted from the same debate as the ground truth counterargument. In Clinical-Trial, hard negatives are non-relevant clinical trials which also match the patient’s disease. 22% of the passages from ArguAna are hard negatives, and 24% percent from Clinical-Trial.

To illustrate the effect of hard negatives, we use UMAP (McInnes et al., 2018) to visualize the ada-002 embeddings of queries and their candidate pools. Figure 4 shows a randomly sampled query from ArguAna, where its ground-truth passage is surrounded by hard negative passages.

3.8 Candidate Pool Construction

It is prohibitively expensive to evaluate LLMs on the entire set of passages for each query. We therefore define candidate pools for each query, restricting LLM search to these smaller pools. This is standard for many other IR tasks, where it is known as the passage re-ranking stage.

We construct candidate pools for each query using the lexicon-matching algorithm BM25 (Trotman et al., 2014) and state-of-the-art text embedding model ada-002. Each query has a candidate pool of 50 passages. (The ground-truth passage is inserted when necessary.) As shown in Appendix C and Table 9, the difficulty is comparable to the original datasets for four of five tasks, and remains challenging for the fifth.

4 A Framework for LLM-based Retrieval

This section presents a framework for using LLMs for information retrieval tasks. The framework is modular, allowing us to investigate the effect of different factors on model performance. See an illustration of the framework in Appendix G.

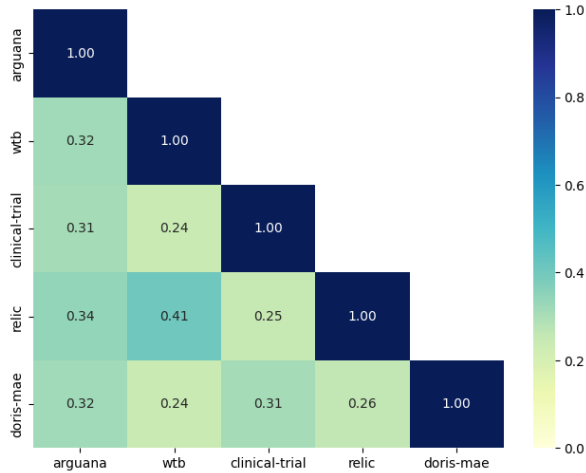


Figure 3: Jaccard similarity between pairs of datasets from BIRCO

4.1 Ranking vs. Scoring

LLMs can find relevant passages by either ranking them comparatively or by directly scoring them. Rank_{GPT4} (Sun et al., 2023) puts a list of passages in the LLM prompt, and iteratively filters for the most relevant passages using a sliding window approach. LLMs can also score passages one at a time. For this direct scoring approach, the LLM is prompted to generate a numerical score from 0-10.

When passages are directly scored by the LLM, there can be ties in which several passages receive the same score. By default, we use E5-Large-v2, an embedding model, for tie-breaking.

4.2 Chain-of-Thought Reasoning

To investigate the role of natural language reasoning in complex query retrieval, we compare two approaches to scoring a query/passage pair. As shown in Figure 5, the first approach (shown in the middle of Figure 5, Reason+O) is to generate a set of decision criteria for judging whether a query is relevant to a passage. The LLM is instructed to follow its own decision criteria step-by-step before producing a final score. An example set of decision criteria can be seen in Figure 6. Another approach (top of Figure 5, Score+O) is to directly produce a score given the query and passage, without any reasoning. The detailed prompt structure for these two methods is recorded in Appendix L.1 and L.2.

4.3 Task Decomposition

With task decomposition, LLM-generated decision criteria are used to define subtasks which are independently solved by the LLM. The final score is

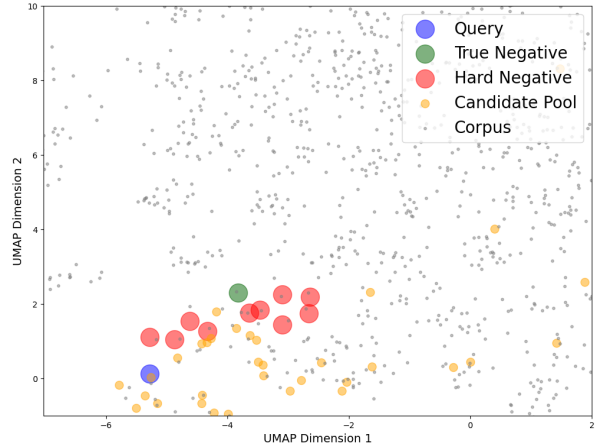


Figure 4: Passage embeddings for a randomly selected query from ArguAna. (Wachsmuth et al., 2018)

computed by averaging scores from the subtasks. This strategy, denoted as Subtask+O, aims to reduce the complexity of evaluating whether a passage is relevant to a query.

4.4 Task Objective Awareness

BIRCO tasks vary in their objectives, and these objectives can be described in LLM prompts. Any model that uses a prompt containing the task description is suffixed with "O". Alternatively, as a simpler baseline, LLMs can be prompted to retrieve semantically similar passages without knowing the task objective.

All prompts that describe task objectives are based on the description of these datasets in their original papers, and tested on BIRCO’s development sets. Prompts for task objectives in Appendix B.

5 LLM Benchmark Results

We use BIRCO to evaluate the performance of the different LLM retrieval strategies described in Section 4. The strategies are evaluated on GPT4 (OpenAI, 2023), Llama-2 (Touvron et al., 2023), and StripedHyena (Poli et al., 2023), all of which use the same prompt strategies described in Appendix B and Appendix L.

Appendix A.2 provides details about LLM models, prompt configuration, compute requirements, and additional experimental setups for (fine-tuned) embedding models and fine-tuned decoder models.

Results are shown in Table 5. Overall, larger LLMs perform better than smaller LLMs, with GPT4 achieving the strongest results across all

Model	DORIS-MAE		ArguAna		WhatsThatBook		Clinical-Trial		RELIC		Avg. nDCG@10
	nDCG@10	Recall@5	nDCG@10	Recall@5	nDCG@10	Recall@5	nDCG@10	Recall@5	nDCG@10	Recall@5	
Maximum Possible	100	45.6	100	100	100	100	100	37.91	100	100	100
Random	49.9	4.5	9.1	10.0	9.1	10.0	22.3	7.6	9.0	9.9	19.9
Embedding Models											
E5-L-v2	72.0	14.6	43.5	62.0	36.6	39.9	29.4	10.5	11.1	14.9	38.5
SIMCSE	70.8	14.4	39.8	51.1	31.7	37.0	27.7	10.5	12.9	15.6	36.6
Promptagator	76.0	15.6	63.0	77.8	59.1	62.9	NA	NA	NA	NA	NA
Finetuned Encoder-Decoder Models											
TART	64.9	10.2	47.6	63.7	42.7	46.1	32.8	10.8	9.4	7.9	39.5
TART+O	49.6	4.9	23.1	28.0	17.9	20.7	23.6	7.7	14.3	18.3	25.7
MonoT5	66.9	12.4	45.9	52.0	50.8	59.0	33.2	14.2	13.9	11.9	42.1
Finetuned Decoder-Only Model											
RankLLaMA	75.1	18.4	53.2	71.9	63.7	69.8	29.7	9.8	15.4	19.0	47.4
Comparison-based LLM IR Systems											
RankStripedHyena	71.7	14.6	40.7	59.8	30.4	37.9	30.5	10.6	10.6	14.9	36.8
Rank+OStripedHyena	70.6	15.5	41.4	48.9	34.2	40.9	28.7	10.1	11.3	14.9	37.2
Rank _{Llama2-7b}	71.0	13.2	41.4	54.8	29.5	37.8	29.3	37.8	10.5	11.8	36.3
Rank+O _{Llama2-7b}	70.8	14.1	41.1	54.6	26.7	34.8	28.8	9.7	10.6	10.8	35.9
Rank _{Llama2-13b}	71.2	13.0	40.1	53.9	26.5	36.8	29.6	10.6	10.7	14.9	35.6
Rank+O _{Llama2-13b}	70.5	14.2	39.1	51.7	28.5	35.8	28.4	10.0	8.9	12.8	35.0
Rank _{Llama2-70b}	70.7	15.1	39.0	49.8	27.6	36.8	30.2	10.3	10.5	13.8	35.6
Rank+O _{Llama2-70b}	70.4	14.2	41.6	51.7	27.6	36.8	28.8	9.7	10.5	13.9	35.8
Rank _{GPT4}	76.2	17.5	26.7	17.0	79.5	85.9	39.9	14.8	40.1	48.0	52.5
Rank+O _{GPT4}	77.4	17.6	54.4	70.9	82.1	88.0	38.6	14.6	<u>62.3</u>	<u>70.1</u>	63.0
Scoring-based LLM IR Systems											
Score+OStripedHyena	67.5	9.5	20.6	24.9	43.0	50.8	32.5	10.7	20.7	25.0	36.9
Reason+OStripedHyena	65.9	10.9	26.3	32.0	22.2	22.1	27.5	11.0	12.8	11.8	30.9
Subtask+OStripedHyena	74.8	15.5	14.1	20.9	44.4	49.0	32.4	11.0	24.7	29.1	38.1
Score+O _{Llama2-7b}	71.6	14.1	27.0	40.1	30.5	34.7	29.7	10.1	10.9	13.9	33.9
Reason+O _{Llama2-7b}	72.1	13.8	21.3	27.8	21.4	28.1	31.0	9.9	11.5	12.0	31.5
Subtask+O _{Llama2-7b}	69.2	11.8	16.4	18.8	29.2	32.9	25.1	8.6	10.5	11.8	30.1
Score+O _{Llama2-13b}	77.3	14.5	15.4	21.9	28.1	31.9	30.0	9.9	16.8	18.0	33.5
Reason+O _{Llama2-13b}	60.1	7.5	31.4	43.1	18.7	27.0	24.2	7.7	9.0	8.9	28.7
Subtask+O _{Llama2-13b}	71.3	14.1	12.4	14.9	48.7	60.9	29.4	10.7	17.6	21.0	35.9
Score+O _{Llama2-70b}	75.1	15.1	40.3	49.8	60.8	70.0	34.9	12.1	12.2	14.9	44.7
Reason+O _{Llama2-70b}	70.1	14.5	42.8	55.0	43.4	48.0	31.3	9.9	12.7	15.9	40.1
Subtask+O _{Llama2-70b}	76.7	16.3	19.3	27.0	49.1	60.1	32.8	10.5	19.6	21.0	39.5
Score+O _{GPT4}	79.9	19.3	51.6	70.0	83.3	90.9	43.4	17.2	54.1	70.1	62.5
Reason+O _{GPT4}	74.9	18.1	59.9	76.8	74.9	82.8	<u>45.7</u>	17.0	39.9	51.0	59.1
Subtask+O _{GPT4}	78.5	18.5	<u>69.5</u>	85.9	79.6	85.9	43.5	16.5	53.2	62.9	<u>64.9</u>

Table 5: nDCG@10 and Recall@5 for the benchmark datasets. **Bold** indicates no statistically significant difference from the highest numerical value, which is indicated in red. Refer to Appendix Table 7 for standard errors. The notation +O indicates task objective awareness. The consistently low recall on DORIS-MAE and Clinical-Trial corresponds to their low maximum possible recall.

retrieval strategies. Detailed comparisons of the LLM approaches are provided below.

Table 5 also shows results for the baseline embedding models and language models which have been fine-tuned for information retrieval tasks. Only GPT4-based systems consistently outperform the strongest baselines, RankLLaMA (a 7B model fine-tuned on MS MARCO) and MonoT5 (a 3B model fine-tuned on MS MARCO). Llama 2 70B is the only other LLM that performs better than the E5-L-v2 baseline, which is a 300M parameter embedding model.

Overall, the results show that small embedding models and fine-tuned language models provide strong baselines relative to all LLMs except GPT4.

Ranking vs. Scoring We first evaluate the performance of systems that rank documents by comparing them, and systems that directly score the relevance of individual documents. We find no general effect of comparative ranking vs. direct scoring, except for Llama 70B, which had stronger performance with direct scoring.

Chain-of-Thought Reasoning We next evaluate whether chain-of-thought reasoning improves retrieval performance for LLMs. While chain-of-thought improves performance for certain task/model combinations, the effect is inconsistent, and in aggregate chain-of-thought slightly decreases retrieval performance.

While chain-of-thought frequently improves performance on NLP and reasoning tasks, other work has shown that improvements are not uniformly found across all tasks (Suzgun et al., 2022), consistent with the current results.

Task Decomposition With task decomposition, the model first decomposes the query into subtasks, and then evaluates each subtask separately. Task decomposition does not lead to consistent improvement in performance. The strongest average performance is achieved by GPT4 with task decomposition, but this improvement is largely driven by a single task, ArguAna.

Task Objective Awareness Providing models with detailed descriptions of task objectives does not improve performance on the smaller LLMs. For GPT4 with comparative ranking, it substantially increases performance on two datasets, ArguAna and RELIC. For GPT4 with direct scoring, we found poor performance on the development sets when task objectives were not provided (results not shown in Table 5). Qualitatively, this was due to the model not knowing how to determine

relevance between queries and passages.

ArguAna and RELIC have non-standard task objectives, likely accounting for the importance of detailed prompting for these tasks.

5.1 Error Analysis

Two of the datasets contain hard negatives, non-relevant documents which are constructed to be similar to the ground-truth answers, as described in Section 3.7. Table 6 shows the average reciprocal rank for hard negatives compared to the other passages in the datasets, as ranked by GPT4-based systems. The reciprocal rank of the hard negatives is much higher than the other passages, indicating that GPT4 found these passages more relevant, and that these passages increase the difficulty of retrieval. See more details of error analysis in Appendix H.

Method	Clinical-Trial		ArguAna	
	Hard	Other	Hard	Other
Reason+O _{GPT4}	.097	.042	.154	.059
Score+O _{GPT4}	.097	.040	.170	.056
Subtask+O _{GPT4}	.090	.042	.148	.057
RankGPT+O _{GPT4}	.096	.049	.166	.056
Avg.	.095	.043	.160	.057

Table 6: Average reciprocal rank for hard negatives.

6 Conclusion

We have introduced BIRCO, a benchmark for IR tasks with complex objectives. BIRCO includes 5 diverse retrieval tasks, and is significantly more challenging than previous IR benchmarks.

We found that embedding methods and small language models have weak performance on the BIRCO tasks. Methods that use LLMs for ranking have stronger performance, though none achieve strong results across all tasks.

We evaluated several hypotheses regarding LLM performance. First, providing clear instructions to the LLMs regarding task objectives improved performance on certain tasks. Second, we did not find evidence that ranking by comparing passages improved performance relative to directly scoring passages. Third, in contrast to results in many other NLP domains (Kojima et al., 2022; Huang et al., 2022), we did not find evidence that chain-of-thought reasoning improves retrieval performance.

Finally, decomposing queries into subtasks improved performance on only a single dataset.

The results underscore the need to develop IR methods that go beyond similarity-based retrieval. Strong performance on BIRCO requires models that can understand multi-faceted user intents. While GPT4-based methods had the strongest performance, even they did not achieve adequate performance across tasks. Furthermore, it is currently prohibitively expensive to perform inference with LLMs for all but the smallest IR tasks. The challenge of complex user objectives will require improvements in model abilities and efficiency.

7 Limitations

There are many types of user retrieval needs. BIRCO only provides a benchmark for a limited sample of these needs. We hope that future datasets and benchmarks can provide more comprehensive coverage of these other cases.

Large language models are computationally expensive and can only be effectively employed in the passage re-ranking stage of a multi-stage IR process. In addition, depending on the use case, LLMs may be prohibitively expensive even when the candidate pool size is limited.

While we optimized prompts to the best of our abilities on the development sets, it is possible that better prompts would improve LLM performance on the tasks.

8 Ethical Considerations

No ethical concerns for this work.

References

- Akari Asai, Timo Schick, Patrick Lewis, Xilun Chen, Gautier Izacard, Sebastian Riedel, Hannaneh Hajishirzi, and Wen-tau Yih. 2023. [Task-aware retrieval with instructions](#). In *Findings of the Association for Computational Linguistics: ACL 2023*, pages 3650–3675, Toronto, Canada. Association for Computational Linguistics.
- Alexander Bondarenko, Maik Fröbe, Meriem Beloucif, Lukas Gienapp, Yamen Ajjour, Alexander Panchenko, Chris Biemann, Benno Stein, Henning Wachsmuth, Martin Potthast, et al. 2020. Overview of touché 2020: argument retrieval. In *Experimental IR Meets Multilinguality, Multimodality, and Interaction: 11th International Conference of the CLEF Association, CLEF 2020, Thessaloniki, Greece, September 22–25, 2020, Proceedings 11*, pages 384–395. Springer.
- Yung-Sung Chuang, Rumen Dangovski, Hongyin Luo, Yang Zhang, Shiyu Chang, Marin Soljacic, Shang-Wen Li, Scott Yih, Yoon Kim, and James Glass. 2022. [DiffCSE: Difference-based contrastive learning for sentence embeddings](#). In *Proceedings of the 2022 Conference of the North American Chapter of the Association for Computational Linguistics: Human Language Technologies*, pages 4207–4218, Seattle, United States. Association for Computational Linguistics.
- Zhuyun Dai, Vincent Y Zhao, Ji Ma, Yi Luan, Jianmo Ni, Jing Lu, Anton Bakalov, Kelvin Guu, Keith Hall, and Ming-Wei Chang. 2022. Promptagator: Few-shot dense retrieval from 8 examples. In *The Eleventh International Conference on Learning Representations*.
- Thomas Diggelmann, Jordan Boyd-Graber, Jannis Bulian, Massimiliano Ciaramita, and Markus Leipold. 2020. Climate-fever: A dataset for verification of real-world climate claims. *arXiv preprint arXiv:2012.00614*.
- Dheeru Dua, Yizhong Wang, Pradeep Dasigi, Gabriel Stanovsky, Sameer Singh, and Matt Gardner. 2019. Drop: A reading comprehension benchmark requiring discrete reasoning over paragraphs. *arXiv preprint arXiv:1903.00161*.
- Fernando Ferraretto, Thiago Laitz, Roberto Lotufo, and Rodrigo Nogueira. 2023. Exaranker: Synthetic explanations improve neural rankers. In *Proceedings of the 46th International ACM SIGIR Conference on Research and Development in Information Retrieval*, pages 2409–2414.
- Thibault Formal, Carlos Lassance, Benjamin Piwowarski, and Stéphane Clinchant. 2021. Splade v2: Sparse lexical and expansion model for information retrieval. *arXiv preprint arXiv:2109.10086*.
- Thibault Formal, Carlos Lassance, Benjamin Piwowarski, and Stéphane Clinchant. 2022. From distillation to hard negative sampling: Making sparse neural ir models more effective. In *Proceedings of the 45th International ACM SIGIR Conference on Research and Development in Information Retrieval*, pages 2353–2359.
- Luyu Gao, Xueguang Ma, Jimmy Lin, and Jamie Callan. 2023. [Precise zero-shot dense retrieval without relevance labels](#). In *Proceedings of the 61st Annual Meeting of the Association for Computational Linguistics (Volume 1: Long Papers)*, pages 1762–1777, Toronto, Canada. Association for Computational Linguistics.
- Tianyu Gao, Xingcheng Yao, and Danqi Chen. 2021. [SimCSE: Simple contrastive learning of sentence embeddings](#). In *Proceedings of the 2021 Conference on Empirical Methods in Natural Language Processing*, pages 6894–6910, Online and Punta Cana, Dominican Republic. Association for Computational Linguistics.
- Ryan Greene, Ted Sanders, Lilian Weng, and Arvind Neelakantan. 2022. New and improved embedding model. <https://openai.com/blog/new-and-improved-embedding-model/>. Accessed: 2023-06-03.
- Faegheh Hasibi, Fedor Nikolaev, Chenyan Xiong, Krisztian Balog, Svein Erik Bratsberg, Alexander Kotov, and Jamie Callan. 2017. [Dbpedia-entity v2: A test collection for entity search](#). In *Proceedings of the 40th International ACM SIGIR Conference on Research and Development in Information Retrieval, SIGIR '17*, page 1265–1268, New York, NY, USA. Association for Computing Machinery.
- Dan Hendrycks, Collin Burns, Steven Basart, Andy Zou, Mantas Mazeika, Dawn Song, and Jacob Steinhardt. 2020. Measuring massive multitask language understanding. In *International Conference on Learning Representations*.
- Wenlong Huang, Pieter Abbeel, Deepak Pathak, and Igor Mordatch. 2022. Language models as zero-shot planners: Extracting actionable knowledge for embodied agents. In *International Conference on Machine Learning*, pages 9118–9147. PMLR.
- Sergey Ioffe. 2010. Improved consistent sampling, weighted minhash and 11 sketching. In *2010 IEEE international conference on data mining*, pages 246–255. IEEE.
- Takeshi Kojima, Shixiang (Shane) Gu, Machel Reid, Yutaka Matsuo, and Yusuke Iwasawa. 2022. [Large language models are zero-shot reasoners](#). In *Advances in Neural Information Processing Systems*, volume 35, pages 22199–22213. Curran Associates, Inc.
- Bevan Koopman and Guido Zuccon. 2016. A test collection for matching patients to clinical trials. In *Proceedings of the 39th International ACM SIGIR conference on Research and Development in Information Retrieval*, pages 669–672.

- Tom Kwiatkowski, Jennimaria Palomaki, Olivia Redfield, Michael Collins, Ankur Parikh, Chris Alberti, Danielle Epstein, Illia Polosukhin, Matthew Kelcey, Jacob Devlin, Kenton Lee, Kristina N. Toutanova, Llion Jones, Ming-Wei Chang, Andrew Dai, Jakob Uszkoreit, Quoc Le, and Slav Petrov. 2019. Natural questions: a benchmark for question answering research. *Transactions of the Association of Computational Linguistics*.
- Percy Liang, Rishi Bommasani, Tony Lee, Dimitris Tsipras, Dilara Soylu, Michihiro Yasunaga, Yian Zhang, Deepak Narayanan, Yuhuai Wu, Ananya Kumar, et al. 2022. Holistic evaluation of language models. *arXiv preprint arXiv:2211.09110*.
- Kevin Lin, Kyle Lo, Joseph E Gonzalez, and Dan Klein. 2023. Decomposing complex queries for tip-of-the-tongue retrieval. *arXiv preprint arXiv:2305.15053*.
- Jiduan Liu, Jiahao Liu, Qifan Wang, Jingang Wang, Wei Wu, Yunsen Xian, Dongyan Zhao, Kai Chen, and Rui Yan. 2023. [RankCSE: Unsupervised sentence representations learning via learning to rank](#). In *Proceedings of the 61st Annual Meeting of the Association for Computational Linguistics (Volume 1: Long Papers)*, pages 13785–13802, Toronto, Canada. Association for Computational Linguistics.
- Yinhan Liu, Myle Ott, Naman Goyal, Jingfei Du, Mandar Joshi, Danqi Chen, Omer Levy, Mike Lewis, Luke Zettlemoyer, and Veselin Stoyanov. 2019. Roberta: A robustly optimized bert pretraining approach. *arXiv preprint arXiv:1907.11692*.
- Xueguang Ma, Liang Wang, Nan Yang, Furu Wei, and Jimmy Lin. 2023a. Fine-tuning llama for multi-stage text retrieval. *arXiv preprint arXiv:2310.08319*.
- Xueguang Ma, Xinyu Zhang, Ronak Pradeep, and Jimmy Lin. 2023b. Zero-shot listwise document reranking with a large language model. *arXiv preprint arXiv:2305.02156*.
- Macedo Maia, Siegfried Handschuh, André Freitas, Brian Davis, Ross McDermott, Manel Zarrouk, and Alexandra Balahur. 2018. [Www’18 open challenge: Financial opinion mining and question answering](#). In *Companion Proceedings of the The Web Conference 2018, WWW ’18*, page 1941–1942, Republic and Canton of Geneva, CHE. International World Wide Web Conferences Steering Committee.
- Leland McInnes, John Healy, and James Melville. 2018. Umap: Uniform manifold approximation and projection for dimension reduction. *arXiv preprint arXiv:1802.03426*.
- Niklas Muennighoff, Nouamane Tazi, Loïc Magne, and Nils Reimers. 2022. Mteb: Massive text embedding benchmark. *arXiv preprint arXiv:2210.07316*.
- Tri Nguyen, Mir Rosenberg, Xia Song, Jianfeng Gao, Saurabh Tiwary, Rangan Majumder, and Li Deng. 2016. Ms marco: A human generated machine reading comprehension dataset. *choice*, 2640:660.
- Rodrigo Nogueira, Zhiying Jiang, Ronak Pradeep, and Jimmy Lin. 2020. Document ranking with a pre-trained sequence-to-sequence model. In *Findings of the Association for Computational Linguistics: EMNLP 2020*, pages 708–718.
- OpenAI. 2023. [Gpt-4 technical report](#).
- Kaihang Pan, Juncheng Li, Hongye Song, Hao Fei, Wei Ji, Shuo Zhang, Jun Lin, Xiaozhong Liu, and Siliang Tang. 2023. Controlretriever: Harnessing the power of instructions for controllable retrieval. *arXiv preprint arXiv:2308.10025*.
- Michael Poli, Jue Wang, Stefano Massaroli, Jeffrey Quesnelle, Ryan Carlow, Eric Nguyen, and Armin Thomas. 2023. [StripedHyena: Moving Beyond Transformers with Hybrid Signal Processing Models](#).
- Vipul Ved Prakash, Ce Zhang, Chris Ré, and Percy Liang. 2024. Together ai. <https://www.together.ai/>. <https://www.together.ai/>.
- Zhen Qin, Rolf Jagerman, Kai Hui, Honglei Zhuang, Junru Wu, Jiaming Shen, Tianqi Liu, Jialu Liu, Donald Metzler, Xuanhui Wang, et al. 2023. Large language models are effective text rankers with pairwise ranking prompting. *arXiv preprint arXiv:2306.17563*.
- Devendra Sachan, Mike Lewis, Mandar Joshi, Armen Aghajanyan, Wen-tau Yih, Joelle Pineau, and Luke Zettlemoyer. 2022. [Improving passage retrieval with zero-shot question generation](#). In *Proceedings of the 2022 Conference on Empirical Methods in Natural Language Processing*, pages 3781–3797, Abu Dhabi, United Arab Emirates. Association for Computational Linguistics.
- Keshav Santhanam, Omar Khattab, Jon Saad-Falcon, Christopher Potts, and Matei Zaharia. 2022. [ColBERTv2: Effective and efficient retrieval via lightweight late interaction](#). In *Proceedings of the 2022 Conference of the North American Chapter of the Association for Computational Linguistics: Human Language Technologies*, pages 3715–3734, Seattle, United States. Association for Computational Linguistics.
- Amanpreet Singh, Mike D’Arcy, Arman Cohan, Doug Downey, and Sergey Feldman. 2022. Scirepeval: A multi-format benchmark for scientific document representations. *arXiv preprint arXiv:2211.13308*.
- Hongjin Su, Weijia Shi, Jungo Kasai, Yizhong Wang, Yushi Hu, Mari Ostendorf, Wen-tau Yih, Noah A. Smith, Luke Zettlemoyer, and Tao Yu. 2023. [One embedder, any task: Instruction-finetuned text embeddings](#). In *Findings of the Association for Computational Linguistics: ACL 2023*, pages 1102–1121, Toronto, Canada. Association for Computational Linguistics.
- Weiwei Sun, Lingyong Yan, Xinyu Ma, Pengjie Ren, Dawei Yin, and Zhaochun Ren. 2023. Is

- chatgpt good at search? investigating large language models as re-ranking agent. *arXiv preprint arXiv:2304.09542*.
- Mirac Suzgun, Nathan Scales, Nathanael Schärli, Sebastian Gehrmann, Yi Tay, Hyung Won Chung, Aakanksha Chowdhery, Quoc V Le, Ed H Chi, Denny Zhou, et al. 2022. Challenging big-bench tasks and whether chain-of-thought can solve them. *arXiv preprint arXiv:2210.09261*.
- Katherine Thai, Yapei Chang, Kalpesh Krishna, and Mohit Iyyer. 2022. [RELiC: Retrieving evidence for literary claims](#). In *Proceedings of the 60th Annual Meeting of the Association for Computational Linguistics (Volume 1: Long Papers)*, pages 7500–7518, Dublin, Ireland. Association for Computational Linguistics.
- Nandan Thakur, Nils Reimers, Andreas Rücklé, Abhishek Srivastava, and Iryna Gurevych. 2021. Beir: A heterogeneous benchmark for zero-shot evaluation of information retrieval models. In *Thirty-fifth Conference on Neural Information Processing Systems Datasets and Benchmarks Track (Round 2)*.
- James Thorne, Andreas Vlachos, Christos Christodoulopoulos, and Arpit Mittal. 2018. [FEVER: a large-scale dataset for fact extraction and VERification](#). In *Proceedings of the 2018 Conference of the North American Chapter of the Association for Computational Linguistics: Human Language Technologies, Volume 1 (Long Papers)*, pages 809–819, New Orleans, Louisiana. Association for Computational Linguistics.
- Hugo Touvron, Louis Martin, Kevin Stone, Peter Albert, Amjad Almahairi, Yasmine Babaei, Nikolay Bashlykov, Soumya Batra, Prajjwal Bhargava, Shruti Bhosale, et al. 2023. Llama 2: Open foundation and fine-tuned chat models. *arXiv preprint arXiv:2307.09288*.
- Andrew Trotman, Antti Puurula, and Blake Burgess. 2014. Improvements to bm25 and language models examined. In *Proceedings of the 2014 Australasian Document Computing Symposium*, pages 58–65.
- Ellen Voorhees, Tasmeer Alam, Steven Bedrick, Dina Demner-Fushman, William R. Hersh, Kyle Lo, Kirk Roberts, Ian Soboroff, and Lucy Lu Wang. 2021. [Trec-covid: constructing a pandemic information retrieval test collection](#). *SIGIR Forum*, 54(1).
- Henning Wachsmuth, Shahbaz Syed, and Benno Stein. 2018. [Retrieval of the best counterargument without prior topic knowledge](#). In *Proceedings of the 56th Annual Meeting of the Association for Computational Linguistics (Volume 1: Long Papers)*, pages 241–251, Melbourne, Australia. Association for Computational Linguistics.
- David Wadden, Shanchuan Lin, Kyle Lo, Lucy Lu Wang, Madeleine van Zuylen, Arman Cohan, and Hannaneh Hajishirzi. 2020. [Fact or fiction: Verifying scientific claims](#). In *Proceedings of the 2020 Conference on Empirical Methods in Natural Language Processing (EMNLP)*, pages 7534–7550, Online. Association for Computational Linguistics.
- Jianyou Wang, Kaicheng Wang, Xiaoyue Wang, Prudhviraj Naidu, Leon Bergen, and Ramamohan Paturi. 2023. Doris-mae: Scientific document retrieval using multi-level aspect-based queries. In *Thirty-seventh Conference on Neural Information Processing Systems Datasets and Benchmarks Track*.
- Liang Wang, Nan Yang, Xiaolong Huang, Binxing Jiao, Linjun Yang, Daxin Jiang, Rangan Majumder, and Furu Wei. 2022. [Text embeddings by weakly-supervised contrastive pre-training](#).
- Zhilin Yang, Peng Qi, Saizheng Zhang, Yoshua Bengio, William Cohen, Ruslan Salakhutdinov, and Christopher D. Manning. 2018. [HotpotQA: A dataset for diverse, explainable multi-hop question answering](#). In *Proceedings of the 2018 Conference on Empirical Methods in Natural Language Processing*, pages 2369–2380, Brussels, Belgium. Association for Computational Linguistics.
- Rowan Zellers, Ari Holtzman, Yonatan Bisk, Ali Farhadi, and Yejin Choi. 2019. Hellaswag: Can a machine really finish your sentence? In *Proceedings of the 57th Annual Meeting of the Association for Computational Linguistics*.
- Xinyu Zhang, Nandan Thakur, Odunayo Ogundepo, Ehsan Kamalloo, David Alfonso-Hermelo, Xiaoguang Li, Qun Liu, Mehdi Rezagholizadeh, and Jimmy Lin. 2023. [MIRACL: A Multilingual Retrieval Dataset Covering 18 Diverse Languages](#). *Transactions of the Association for Computational Linguistics*, 11:1114–1131.
- Honglei Zhuang, Zhen Qin, Kai Hui, Junru Wu, Le Yan, Xuanhui Wang, and Michael Berdersky. 2023. Beyond yes and no: Improving zero-shot llm rankers via scoring fine-grained relevance labels. *arXiv preprint arXiv:2310.14122*.

A Experiment Details

We use the GPT4-0613 checkpoint for all GPT4-based systems and access it via OpenAI’s API. We use Together AI’s API to access the other LLMs’ checkpoints (Prakash et al., 2024).

Each GPT4-based system takes less than 12 hours to evaluate on BIRCO, and costs approximately \$500-\$1000. Other LLM-based systems take less than 3 hours to evaluate on BIRCO and cost less than \$50.

All embedding models have 350M parameters or less. Promptagator models are E5-v2-L checkpoint finetuned on promptagator-styled synthetic data, introduced by (Dai et al., 2022). No data for Clinical-Trial and RELIC is available for Promptagator models. Other embedding models are not fine-tuned for IR tasks.

Finetuning for TART, MonoT5, and RankLLama was performed on MS MARCO. Experiments on these models can be run on one node of an 8 NVIDIA H100 GPU (80G) within one hour.

A.1 Baselines

For pretrained embedding models, we choose several recent state-of-the-art models as well as several that have been extensively benchmarked on other tasks: E5-Large-v2 (Wang et al., 2022), SimCSE-Large (Gao et al., 2021), SPECTER-v2 (Singh et al., 2022), ROBERTA-Large (Liu et al., 2019), SPLADE-v2 (Formal et al., 2021), and SPLADE++ (Formal et al., 2022). There are several encoder-decoder models specifically trained for information retrieval: monoT5-3B (Nogueira et al., 2020), which is supervised on MS MARCO, and TART-1.5B (Asai et al., 2023), which is instruction-tuned and can incorporate task descriptions. For DORIS-MAE, ArguAna, and WhatsThatBook, we also report results for E5-Large-v2 fine-tuned using synthetic data generated by Promptagator (Dai et al., 2022). Additionally, we evaluate a decoder-only model RankLLaMA-7B (Ma et al., 2023a) trained on MS MARCO. We also evaluate two other generative models: Llama2 chat (Touvron et al., 2023), which is one of the best open-sourced LLMs, and StripedHyena-Nous-7B chat (Poli et al., 2023), which is a competitive alternative LLM with a hybrid architecture between multi-headed attention and gated convolution.

A.2 Full Experiment Results

See Table 7 for full experiment results with more embedding models and standard errors for each model’s performance.

A.2.1 Analysis for Non-LLM models

As shown, all embedding models are significantly worse than GPT4-based models. On average, fine-tuned decoder models TART and MonoT5 are comparable with the best pretrained embedding models. The larger RankLLaMA decoder model outperforms most embedding models and other decoder models. However, based on Promptagator’s performance on DORIS-MAE, ArguAna, and WhatsThatBook, this synthetic data trained embedding model appears comparable to RankLLaMA. There is a significant decrease in TART+O compared with TART, suggesting TART has difficulty following complex instructions.

B Task Objectives for BIRCO

We report our prompts that describe task objectives. These prompts were engineered on a small-scale development set for each dataset. The dev set for DORIS-MAE has 40 queries. The dev set for Clinical-Trial has the rest 9 queries. All the other datasets have 50 queries in their dev sets. See extraction procedure for triplets from these queries and their candidate pools in Appendix D.

B.1 Task Objective for DORIS-MAE

"The query consists of users’ needs, leading to several research questions that span a paragraph. Each candidate passage is an abstract from a scientific paper. The objective of this information retrieval task is to identify the abstract that most effectively meets the user’s needs in the query."

B.2 Task Objective for ArguAna

"This information retrieval (IR) task has a debate format where a topic is given, and two directly opposing sides of arguments about this topic are formed. A query is an argument that takes one side of this topic, focuses on a particular point about this topic, and takes a stance (i.e., opinion, position, view, perspective) about this particular point. A passage is an argument that takes the opposing side of the same topic, focuses on the same particular point about the same topic, and takes a directly opposing stance that directly (i.e., no implying or inferring) refutes and attacks the query’s stance

Model	DORIS-MAE		ArguAna		WhatsThatBook		Clinical-Trial		RELIC		Avg. nDCG@10
	nDCG@10	R@5	nDCG@10	R@5	nDCG@10	R@5	nDCG@10	R@5	nDCG@10	R@5	
Maximum	100	45.6	100	100	100	100	100	37.91	100	100	100
Random	49.9	4.5	9.1	10.0	9.1	10.0	22.3	7.6	9.0	9.9	19.9
Embedding Models											
RoBERTa-L	66.8 ± 1.3	12.0 ± 1.6	31.5 ± 3.6	40.2 ± 5.1	14.6 ± 2.7	16.0 ± 3.7	25.9 ± 2.2	8.9 ± 1.2	8.4 ± 2.2	8.9 ± 2.7	29.4
SPLADE++	66.8 ± 1.3	8.2 ± 1.2	34.0 ± 3.4	47.9 ± 5.0	9.5 ± 2.2	8.9 ± 2.9	27.5 ± 2.2	9.5 ± 1.2	11.4 ± 2.2	13.9 ± 3.3	29.8
SPLADE-v2	67.9 ± 1.4	10.6 ± 2.1	37.8 ± 3.7	40.7 ± 5.0	16.2 ± 3.0	20.2 ± 4.1	22.3 ± 2.3	7.2 ± 1.1	10.7 ± 2.1	11.0 ± 3.0	31.0
SPECTER-v2	71.4 ± 1.2	13.5 ± 2.3	37.7 ± 3.3	49.1 ± 5.1	9.8 ± 2.0	13.0 ± 3.4	30.4 ± 2.1	11.2 ± 1.2	7.7 ± 1.6	12.0 ± 3.1	31.4
E5-L-v2	72.0 ± 1.2	14.6 ± 1.9	43.5 ± 3.2	62.0 ± 4.8	36.6 ± 4.0	39.9 ± 4.8	29.4 ± 2.7	10.5 ± 1.7	11.1 ± 2.6	14.9 ± 3.4	38.5
SIMCSE	70.8 ± 1.3	14.4 ± 1.8	39.8 ± 3.5	51.1 ± 5.1	31.7 ± 4.0	37.0 ± 5.0	27.7 ± 2.7	10.5 ± 1.6	12.9 ± 2.5	15.6 ± 3.7	36.6
Promptagator	76.0 ± 1.4	15.6 ± 1.8	63.0 ± 3.3	77.8 ± 4.2	59.1 ± 4.2	62.9 ± 4.7	NA	NA	NA	NA	NA
Encoder-Decoder Models											
TART	64.9 ± 1.5	10.2 ± 1.7	47.6 ± 3.1	63.7 ± 4.8	42.7 ± 3.7	46.1 ± 4.9	32.8 ± 2.5	10.8 ± 1.3	9.4 ± 1.9	7.9 ± 2.7	39.5
TART+O	49.6 ± 1.8	4.9 ± 1.0	23.1 ± 2.8	28.0 ± 4.4	17.9 ± 2.4	20.7 ± 4.1	23.6 ± 2.2	7.7 ± 1.0	14.3 ± 2.3	18.3 ± 3.8	25.7
MonoT5	66.9 ± 1.5	12.4 ± 1.8	45.9 ± 3.2	52.0 ± 4.9	50.8 ± 4.2	59.0 ± 4.9	33.2 ± 2.5	14.2 ± 2.3	13.9 ± 2.7	11.9 ± 3.2	42.1
Decoder-Only Model											
RankLLaMA	75.1 ± 1.3	18.4 ± 2.0	53.2 ± 2.9	71.9 ± 4.4	63.7 ± 3.9	69.8 ± 4.6	29.7 ± 2.2	9.8 ± 1.1	15.4 ± 2.4	19.0 ± 4.0	47.4
Comparison-based LLM IR Systems											
RankStripedHyena	71.7 ± 1.3	14.6 ± 1.9	40.7 ± 3.1	59.8 ± 5.0	30.4 ± 3.5	37.9 ± 4.8	30.5 ± 2.6	10.6 ± 1.7	10.6 ± 2.4	14.9 ± 3.4	36.8
Rank+OStripedHyena	70.6 ± 1.3	15.5 ± 1.9	41.4 ± 3.4	48.9 ± 5.2	34.2 ± 3.9	40.9 ± 4.9	28.7 ± 2.4	10.1 ± 1.2	11.3 ± 2.5	14.9 ± 3.4	37.2
RankLlama2-7b	71.0 ± 1.3	13.2 ± 1.6	41.4 ± 2.8	54.8 ± 5.1	29.5 ± 3.3	37.8 ± 4.8	29.3 ± 2.6	37.8 ± 1.8	10.5 ± 2.3	11.8 ± 3.1	36.3
Rank+OLlama2-7b	70.8 ± 1.3	14.1 ± 1.7	41.1 ± 3.0	54.6 ± 4.9	26.7 ± 3.0	34.8 ± 4.6	28.8 ± 2.4	9.7 ± 1.3	10.6 ± 2.2	10.8 ± 3.0	35.6
RankLlama2-13b	71.2 ± 1.4	13.0 ± 1.6	40.1 ± 2.9	53.9 ± 5.1	26.5 ± 3.1	36.8 ± 4.8	29.6 ± 2.7	10.6 ± 1.5	10.7 ± 2.3	14.9 ± 3.5	35.6
Rank+OLlama2-13b	70.5 ± 1.3	14.2 ± 1.7	39.1 ± 2.9	51.7 ± 5.2	28.5 ± 3.3	35.8 ± 4.7	28.4 ± 2.7	10.0 ± 1.6	8.9 ± 2.0	12.8 ± 3.2	35.0
RankLlama2-70b	70.7 ± 1.3	15.1 ± 1.9	39.0 ± 2.8	49.8 ± 5.0	27.6 ± 3.2	36.8 ± 4.7	30.2 ± 2.7	10.3 ± 1.4	10.5 ± 2.3	13.8 ± 3.4	35.6
Rank+OLlama2-70b	70.4 ± 1.3	14.2 ± 1.7	41.6 ± 3.0	51.7 ± 5.0	27.6 ± 3.1	36.8 ± 4.7	28.8 ± 2.4	9.7 ± 1.3	10.5 ± 2.4	13.9 ± 3.3	35.8
RankGPT4	76.2 ± 1.3	17.5 ± 2.3	26.7 ± 2.2	17.0 ± 3.8	79.5 ± 3.5	85.9 ± 3.4	39.9 ± 2.6	14.8 ± 1.4	40.1 ± 4.0	48.0 ± 5.1	52.5
Rank+OGPT4	77.4 ± 1.3	17.6 ± 2.1	54.4 ± 3.2	70.9 ± 4.5	82.1 ± 3.3	88.0 ± 3.2	38.6 ± 2.8	14.6 ± 1.5	62.3 ± 3.9	70.1 ± 4.5	63.0
Scoring-based LLM IR Systems											
Score+OSH-7b	67.5 ± 1.4	9.5 ± 1.4	20.6 ± 2.5	24.9 ± 4.1	43.0 ± 4.0	50.8 ± 4.9	32.5 ± 2.3	10.7 ± 1.3	20.7 ± 3.0	25.0 ± 4.4	36.9
Reason+OSH-7b	65.9 ± 1.1	10.9 ± 1.4	26.3 ± 3.4	32.0 ± 4.9	22.2 ± 3.6	22.1 ± 4.3	27.5 ± 2.6	11.0 ± 1.8	12.8 ± 2.5	11.8 ± 3.2	30.9
Subtask+OSH-7b	74.8 ± 1.3	15.5 ± 2.3	14.1 ± 2.1	20.9 ± 4.0	44.4 ± 3.7	49.0 ± 4.9	32.4 ± 2.5	11.0 ± 1.3	24.7 ± 3.1	29.1 ± 4.5	38.1
Score+OLM2-7b	71.6 ± 1.4	14.1 ± 1.9	27.0 ± 3.2	40.1 ± 4.9	30.5 ± 3.8	34.7 ± 4.8	29.7 ± 2.8	10.1 ± 1.5	10.9 ± 2.4	13.9 ± 3.3	33.9
Reason+OLM2-7b	72.1 ± 1.2	13.8 ± 1.7	21.3 ± 3.3	27.8 ± 4.6	21.4 ± 3.1	28.1 ± 4.4	31.0 ± 2.5	9.9 ± 1.4	11.5 ± 2.3	12.0 ± 3.2	31.5
Subtask+OLM2-7b	69.2 ± 1.4	11.8 ± 1.7	16.4 ± 2.4	18.8 ± 3.8	29.2 ± 3.4	32.9 ± 4.4	25.1 ± 2.2	8.6 ± 1.3	10.5 ± 2.6	11.8 ± 3.1	30.1
Score+OLM2-13b	77.3 ± 0.9	14.5 ± 1.6	15.4 ± 2.4	21.9 ± 4.0	28.1 ± 3.3	31.9 ± 4.5	30.0 ± 2.4	9.9 ± 1.1	16.8 ± 2.5	18.0 ± 3.7	33.5
Reason+OLM2-13b	60.1 ± 1.4	7.5 ± 1.4	31.4 ± 3.0	43.1 ± 4.9	18.7 ± 2.4	27.0 ± 4.4	24.2 ± 2.5	7.7 ± 1.1	9.0 ± 1.8	8.9 ± 2.8	28.7
Subtask+OLM2-13b	71.3 ± 1.3	14.1 ± 1.7	12.4 ± 2.3	14.9 ± 3.5	48.7 ± 3.9	60.9 ± 5.0	29.4 ± 2.3	10.7 ± 1.3	17.6 ± 2.7	21.0 ± 4.0	35.9
Score+OLM2-70b	75.1 ± 1.2	15.1 ± 2.0	40.3 ± 3.4	49.8 ± 5.0	60.8 ± 3.7	70.0 ± 4.7	34.9 ± 2.6	12.1 ± 1.6	12.2 ± 2.6	14.9 ± 3.4	44.7
Reason+OLM2-70b	70.1 ± 1.4	14.5 ± 1.9	42.8 ± 3.2	55.0 ± 4.9	43.4 ± 4.1	48.0 ± 5.0	31.3 ± 2.2	9.9 ± 1.2	12.7 ± 2.6	15.9 ± 3.5	40.1
Subtask+OLM2-70b	76.7 ± 1.2	16.3 ± 1.9	19.3 ± 2.7	27.0 ± 4.4	49.1 ± 3.8	60.1 ± 4.8	32.8 ± 2.9	10.5 ± 1.3	19.6 ± 3.2	21.0 ± 4.0	39.5
Score+OGPT4	79.9 ± 1.2	19.3 ± 2.0	51.6 ± 2.7	70.0 ± 4.6	83.3 ± 3.1	90.9 ± 2.8	43.4 ± 2.4	17.2 ± 1.6	54.1 ± 3.3	70.1 ± 4.6	62.5
Reason+OGPT4	74.9 ± 1.3	18.1 ± 2.3	59.9 ± 2.9	76.8 ± 4.2	74.9 ± 3.6	82.8 ± 3.7	45.7 ± 3.1	17.0 ± 1.7	39.9 ± 3.3	51.0 ± 5.0	59.1
Subtask+OGPT4	78.5 ± 1.2	18.5 ± 1.9	69.5 ± 3.0	85.9 ± 3.5	79.6 ± 3.5	85.9 ± 3.3	43.5 ± 2.9	16.5 ± 1.6	53.2 ± 3.5	62.9 ± 4.8	64.9

Table 7: nDCG@10 and Recall@5 for the benchmark datasets. Bold indicates $p > 0.05$ compared to the highest numerical value indicated in red. Error bars are standard errors. The notation +O indicates task objective awareness. LM2 stands for Llama2 (Touvron et al., 2023). SH stands for StripedHyena (Poli et al., 2023)

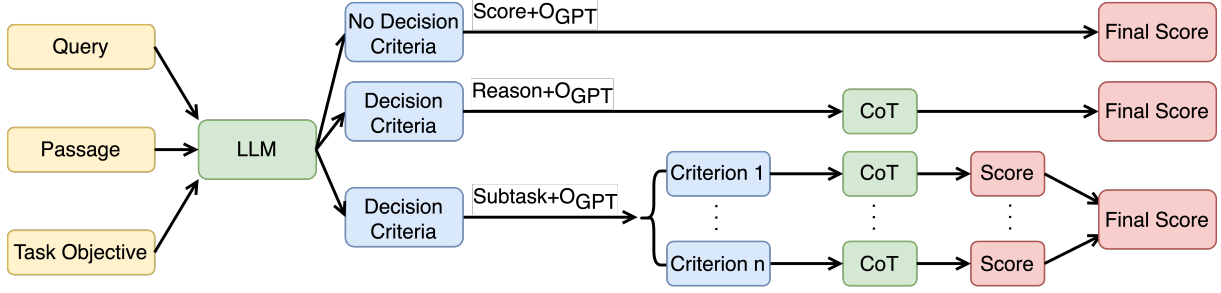


Figure 5: A framework for integrating LLMs into retrieval tasks

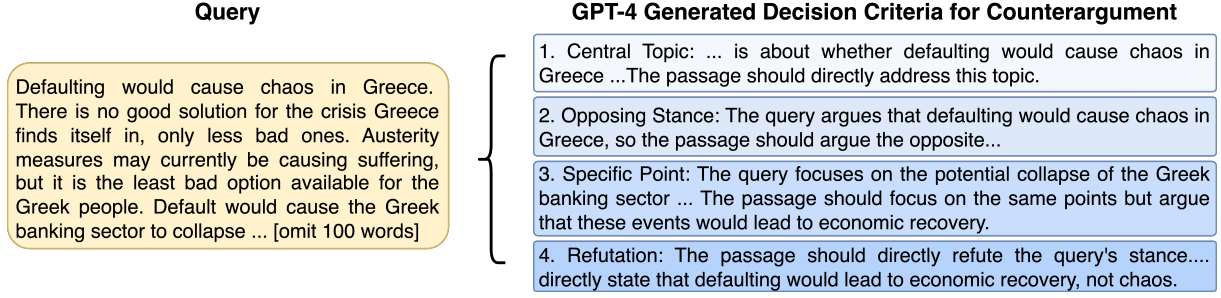


Figure 6: An example query and LLM-generated decision criteria

regarding this particular point. Both query and passage might have citations in them but these citations should not be considered in the scope of this task. The overall goal of this specific information retrieval IR task is to identify the central topic of the debate, to articulate the query’s stance, and to find the passage that takes the opposing stance."

B.3 Task Objective for WhatsThatBook

"The query has this format: a user is trying to remember the name of a specific book. The user only remembers some details about the book, such as places, events, and some characters’ names. Some of the details are described using informal language. The passage is a book description or summary of a specific book. The passage typically describes the overall storyline of the book and contains some details about the book. The objective of this information retrieval IR task is for you to find the passage that has details or components that holistically best match, explicitly or implicitly, the details or components raised in the query. In other words, you need to find the book description (i.e., the passage) that is most likely the book the user is looking for in the query."

B.4 Task Objective for RELIC

"The query is a piece of literary analysis written by a scholar. In the query (i.e., the excerpt from a literary analysis), one or more quotations from a

classic English novel is used as evidence to support the claims made by the literary analysis. Quotations are identified by quotation marks. Now, one quotation is being intentionally masked from the literary analysis (i.e., the query), and replaced by the symbol [masked sentence(s)]. An important claim is made in the preceding context and another important point is made in the subsequent context surrounding the [masked sentence(s)]. The objective of this information retrieval task is to find the most suitable passage that can be used to ****directly support**** at least one claim made in the query (i.e., the claim that is made in the preceding or the claim subsequent context surrounding the [masked sentence(s)]) and is very natural to be plugged into the [masked sentence(s)] part of the query. Obviously the most suitable passage should ****NOT REPEAT**** or be contained in any part of the query. It does not make sense to repeat the same or very similar things twice in literary analysis."

B.5 Task Objective for Clinical-Trial

"The motivation of the Information Retrieval task is that clinical trials are experiments conducted in the development of new medical treatments, drugs or devices, and recruiting candidates for a trial is often a time-consuming and resource-intensive effort. A query is a patient case report (either in the form of electronic patient records or ad-hoc queries). A passage is a clinical trial. This Informa-

Dataset	Dataset Name	R/Q	Corpus Size	Relevancy	Recall@5	Recall@20	nDCG@10	MRR@10	MAP
BIRCO	DORIS-MAE	18.2	100	Multi-level	14.7	42.2	72.0	14.3	40.5
	ArguAna	1.0	100	Binary	62.0	96.0	43.6	33.2	34.7
	WhatsThatBook	1.0	100	Binary	40.0	64.0	36.8	32.0	33.8
	Clinical-Trial	20.9	100	3-level	10.6	37.8	29.4	34.4	37.4
	RELIC	1.0	100	Binary	15.0	43.0	11.2	8.9	12.2
	Average	8.4	100	-	28.5	56.6	38.6	24.6	31.7
BEIR	MS MARCO	1.1	8842K	Binary	-	-	44.1	-	-
	TREC-COVID	493.5	171K	3-level	-	-	78.3	-	-
	NFCorpus	38.2	4K	3-level	-	-	36.1	-	-
	NQ	1.2	2681K	Binary	-	-	62.9	-	-
	HotpotQA	2.0	5233K	Binary	-	-	63.3	-	-
	FiQA	2.6	58K	Binary	-	-	38.6	-	-
	Touche	19.0	383K	3-level	-	-	27.2	-	-
	CQADupStack	1.4	457K	Binary	-	-	39.4	-	-
	Quora	1.6	523K	Binary	-	-	88.2	-	-
	DBPedia	38.2	4636K	3-level	-	-	42.4	-	-
	SCIDOCS	4.9	26K	Binary	-	-	20.1	-	-
	FEVER	1.2	5417K	Binary	-	-	65.0	-	-
	Climate-FEVER	3.0	5417K	Binary	-	-	22.4	-	-
	SciFact	1.1	5K	Binary	-	-	72.6	-	-
	Average	43.5	2418K	-	-	-	50.0	-	-

Table 8: Comparison between E5-v2’s performances on BIRCO and BEIR. R/D indicates the average number of relevant documents per query. E5-v2’s original paper only reports nDCG@10 for BEIR.

tion Retrieval task is to improve patient recruitment for clinical trials. The overall goal of this specific information retrieval IR task is to match eligible patients (the query) to clinical trials (the passage) for recruitment."

C The Effects of Candidate Pool Construction

In order to make LLM-based systems’ evaluation on BIRCO cost-effective, we use the mixture of ada-002 embedding model and BM25 algorithm to construct a candidate pool of size 50 for each query in ArguAna, WhatsThatBook and RELIC. We also randomly sample 100 queries from the above three datasets’ decontaminated set of queries, subject to a length constraint (i.e. queries that have fewer than 50 tokens are filtered). For DORIS-MAE, we use the original paper’s test set. For Clinical-Trial we use 50 decontaminated queries and their original candidate pools as test set. The remaining 9 queries are used as a dev set.

Please refer to Table 9 for the statistics about the test set and the whole dataset. The reason that the ArguAna test set from BIRCO exhibits lower E5 performance than the entire ArguAna dataset is potentially due to shorter queries being filtered out. Longer queries are possibly more challenging queries. As a reference, the average query length for BIRCO’s ArguAna is 213 while the average query length for ArguAna’s whole set is 193.

Clinical-Trial test set is competitive with its complete set, which has 9 more queries that include 4 contaminated queries. Potentially contaminated queries (i.e. queries that GPT4 can answer without prior knowledge) are easier.

Conversely, on RELIC and WhatsThatBook, the test sets are easier, as indicated by higher E5 performance. This is due to a significantly smaller candidate pool size, which reduces the difficulty of the task.

D Development Set

We construct the development set by extracting triplets from unused queries and candidate pools, ensuring no overlaps between test and development set queries and passages. The dev set for DORIS-MAE has 40 queries. The dev set for Clinical-Trial has the rest 9 queries. All the other datasets have 50 queries in their dev sets. A triplet has the form of (query, relevant passage, less relevant passage). The evaluation metric in development set is the number of times a model can rank the relevant passage over the less relevant passage given the query. In particular, for Clinical-Trial, we extract all (query, score 2, score 1), (query, score 1, score 0), (query, score 2, score 0) triplets, since it uses a 3-level relevancy scale. For DORIS-MAE, we extract all (query, score x , score y) triplets such that $x - y > 0.25$, $x, y > \max \text{score}/2$, since DORIS-MAE uses a multi-level, almost continu-

Dataset	Test Set		Whole Dataset	
	E5-v2 nDCG@10	E5-v2 R@5	E5-v2 nDCG@10	E5-v2 R@5
ArguAna	43.5 \pm 3.2	62.0 \pm 4.8	48.0 \pm 1.0	59.7 \pm 1.4
WhatsThatBook	36.6 \pm 4.0	39.9 \pm 4.8	21.0 \pm 2.8	24.7 \pm 3.5
Clinical-Trial	29.4 \pm 2.7	10.5 \pm 1.7	32.4 \pm 2.6	13.1 \pm 1.9
RELIC	11.1 \pm 2.6	14.9 \pm 3.4	8.2 \pm 0.4	10.1 \pm 0.5

Table 9: Model performance on BIRCO’s test sets and the full original datasets

ous relevancy scale. The number of total possible triplets is reported in Table 1. In practice, for time and cost reasons, we use less than 100 triplets from each dataset for all prompt designs.

E Analysis of the Comparison between Datasets

Table 8 presents the performance of the E5-v2-L model on BIRCO and BEIR datasets with respect to R@5, R@20, nDCG@10, MRR@10, and MAP. The maximum possible Recall@k (i.e. theoretical upper-bound) is inversely proportional to the number of relevant passages per query (R/D) if that number exceeds k. Therefore, for the R@k metric to reach approximately 100%, the R/D for that dataset should not exceed k. Consequently, for BIRCO, R@20 can reach a maximum average of 94.3% and is suitable for coarse-grained comparison with other datasets. In Table 2, we compare BIRCO with NQ with respect to R@20, as the maximum R@20 for both benchmarks is near 100%. From Table 2, for example, we see SimLM embedding model’s performance on NQ is 81.9% R@20, but only reaches 49.6% R@20, even though BIRCO’s max possible R@20 is 94%, this is still conclusive evidence to indicate BIRCO is a much harder benchmark than NQ, at least w.r.t SimLM.

For nDCG@10, the maximum value can always reach 100%. However, in a dataset where many passages per query have a non-zero relevance score, such as DORIS-MAE, which uses a fine-grained relevance scale, or TREC-COVID, where many passages are relevant, the nDCG@10 value would be inflated. This is why the random baseline on DORIS-MAE can achieve 49.9% nDCG@10.

Furthermore, a smaller candidate pool size (or corpus size if all queries share the same candidate pool) would result in non-increasing task difficulty and non-decreasing model performance.

We therefore conclude that the average nDCG@10 metric reported on BIRCO is slightly elevated due to its smaller candidate pool size and its

inclusion of DORIS-MAE and Clinical-Trial. Similarly, the average nDCG@10 reported on BEIR is slightly elevated due to several BEIR datasets having large R/D values. E5-v2 achieves an average nDCG of 38.6% on BIRCO, which is significantly lower than BEIR’s average 50.0% nDCG.

Table 8 also allows for the comparison of the nDCG@10 of any two datasets with the same R/D value. For instance, RELIC only has 11.2% nDCG@10, suggesting it is the most challenging task with respect to E5-v2, despite its smaller candidate pool size.

F Definition of Facets in BIRCO Queries

This section elaborates on the definition of facets for each BIRCO query.

The DORIS-MAE dataset has a hierarchical, aspect-based structure. This structure divides each query into a two-level tree of semantic components, or facets. Consequently, we measure the degree of multi-facetedness by counting the number of facets and sub-facets present in each query. For ArguAna, we use GPT4 to count the number of unique arguments and their corresponding evidence within a query. For WhatsThatBook, we use GPT4 to count the number of unique details about a book provided in the user query. For Clinical-Trial, we use GPT4 to count the number of unique symptoms reported in a patient’s case. For RELIC, given that the [masked sentence] has both a preceding and a subsequent context, we use GPT4 to determine if these two contexts convey the same idea. If they do not, they are counted as two separate facets. To ensure the accuracy of GPT4’s performance, we manually inspect its output. For full results, see Table 4. For GPT4 prompts to calculate facets, see Appendix L.4.

G Scoring-based Framework Illustration

For clarity sake, see Figure 5 for an illustration of our proposed framework and three distinct pipelines: Score+O (top), Reason+O (middle), Sub-

task+O (bottom). See Figure 6 for an example set of decision criteria produced by Reason+O.

Note, for each query, we select a single set of decision criteria which are used across all candidate passages. An alternative, not investigated in this paper, is to condition the decision criteria on both the query and the passage, increasing the specificity of the criteria but also increasing their variability.

H Error Analysis for Models

From manual inspection, we observed a few sources of common errors made by LLMs. In the Reason+O pipeline, a low-quality set of decision criteria typically led to low performance on this query.

From Table 7, we see Subtask+O_{GPT} obtains better or comparable performance compared to Reason+O_{GPT}, indicating reducing task complexity and decomposing task into sub-tasks offer more stability for GPT4. In particular, we see significant improvements of Subtask+O_{GPT} over Reason+O_{GPT} on the ArguAna dataset, showing that for certain complex tasks, a well-decomposed task structure enables more accurate scoring and annotation.

H.1 Comparison vs Scoring

Both comparison-based approaches and scoring-based approaches provide improvements in performance compared to previous models. The comparison-based approach does not provide interpretable reasoning, but still achieves comparable performances on DORIS-MAE and WhatsThatBook, and even slightly better performances on RELIC, suggesting the potential value of exposing multiple passages to LLM for comparison at the same time. On the other hand, scoring-based approaches that annotate the decomposed sub-tasks offer more stability and natural language reasoning across datasets.

H.2 Features that impact Task Difficulty

We examine several features of the datasets that may be contributing to the difficulty of retrieval, with a focus on GPT4 with direct scoring. We investigate various statistical features of the query to determine their potential impacts on task difficulty. For each query in each dataset, we use the average nDCG@10 of the query evaluated on Score+O_{GPT4}, Reason+O_{GPT4}, and Subtask+O_{GPT4} as an indicator of the task difficulty in relation to this query.

A higher average nDCG indicates that all three methods retrieved relevant passages for the query,

while a lower nDCG suggests these methods failed to do so. The features we investigated include: query length, number of facets in a query, the query’s lexical overlap with its relevant passage(s), the query’s lexical overlap with all passages in the candidate pool, and the size of the candidate pool.

We fit a linear regression for each feature and dataset. We found the following statistically significant results: a positive linear relationship between the lexical overlap of a query and its relevant passage(s), and the nDCG scores for ArguAna ($p<0.005$) and WhatsThatBook ($p<0.0005$); a negative linear relationship between the lexical overlap of a query and all passages, and the nDCG scores for RELIC ($p<0.0005$). Note, even for these statistically significant features, less than 15% variance could be explained by these features, suggesting the complex nature of predicting task difficulty.

I Decontamination Filtering Procedure for BIRCO

The DORIS-MAE task requires identifying citations for specific computer science papers. GPT4 was unable to do this successfully for any of the queries. Similarly for ArguAna, the GPT4 generated counterargument does not indicate it has seen or recalled the correct counterargument. For both cases, human annotation is performed to determine whether contamination occurred. First, GPT4 is prompted to respond to the DORIS-MAE query with a paper abstract, and to respond to the ArguAna query with a counterargument. Then, annotators analyze whether GPT4’s output paper abstract and counterargument are semantically similar to the actual relevant abstract(s) and counterargument. Annotators did not find any such feature to suggest GPT4’s external knowledge can guide it to select relevant passages for queries in DORIS-MAE and ArguAna.

For WhatsThatBook, we prompted GPT4 to generate its best guesses for the forgotten book title based on the user query, and if any of GPT4’s generated titles share significant textual similarity with the correct book title, the query is removed. 38 queries out of 437 are removed. We also remove any passage (i.e. book description) from the corpus if GPT4 can guess the book title from the book description, suggesting it knows information beyond the book description that could potentially help it answer the query. 4817 out of 8988 book descriptions are removed. Finally, we also remove a query

if its corresponding correct book description is removed, resulting in the removal of an additional 238 queries.

For Clinical-Trial, we prompted GPT4 to generate the most relevant clinical trial for the patient based on the patient’s case report. Human annotation is conducted to compare GPT4’s answer with one of the relevant clinical studies. In cases where there are multiple relevant passages, we choose the relevant passage with the highest cosine similarity with GPT4’s result, calculated by ada-002 embeddings. This is done to simplify and stabilize the human annotation process. In 4 queries out of 59, we find knowledge similarity between GPT4’s answer and the correct answer, i.e. they mention similar treatment options. For example, GPT4 seems to have prior knowledge that thyroid hormone replacement therapy is recommended to treat hypothyroidism. These 4 queries are removed from the test set.

For RELIC, we prompted GPT4 to generate sentences that could be the masked sentence based on the query which only contains the surrounding context of the masked sentence. If any of the generated sentences share significant textual similarity (i.e. a 5-gram overlap), we remove the query. 311 out of 3823 queries are removed.

We provide all prompts for decontamination in Appendix L.5

J Dataset License

- DORIS-MAE: Provided under CC-BY-NC 4.0 license.
- ArguAna: Provided under CC-BY-SA 4.0 license.
- WhatsThatBook: Provided under ODC-BY license.
- Clinical-Trial: Provided under CC-BY-SA 4.0 license.
- RELIC: Provided under MIT license.

K Example (Query, Passage) Pairs from the Dataset

Please refer to Figure 7, 8, 9, 10, 11 for examples of query and passage pairs from the datasets.

L All Prompting Strategies

This section includes all prompting templates used in the paper.

L.1 Prompts for Score+O

Please refer to Figure 12 for the prompt for Score+O.

L.2 Prompts for Reason+O

Please refer to Figure 13 for the prompt for Reason+O.

L.3 Prompts for Score+O

Please refer to Figure 14 for the prompt for Sub-task+O.

L.4 Prompts for Checking Multifacetedness

Please refer to Figure 15, 16, 17, 18 for prompts for checking the multifacetedness in datasets.

L.5 Prompts for Decontamination

Please refer to Figure 19, 20, 21, 22, 23 for prompts for decontamination in BIRCO.

Please refer to Figure 24 for prompts for decontamination in BEIR.

Query:

I am working on autonomous driving research and I need to minimize the risk of autonomous vehicles to the public, especially pedestrians. Therefore, I am trying to build a model that will inform my autonomous vehicles to avoid crowded streets where lots of people are walking. This model has to be deployed in real-time. My current idea is to use a computer vision model that can extract and count the number of pedestrians from surveillance footage videos. It needs to be a fast pedestrian detection model. How should I go about doing this? Should my model be able to process videos or simply just images? If I use videos, the computational load would be higher but I could get a more accurate estimate of the walking speed of these pedestrians during a time interval.

Passage with Highest Relevance Score:

Detecting and predicting the behavior of pedestrians is extremely crucial for self-driving vehicles to plan and interact with them safely. Although there have been several research works in this area, it is important to have fast and memory efficient models such that it can operate in embedded hardware in these autonomous machines. In this work, we propose a novel architecture using spatial-temporal multi-tasking to do camera based pedestrian detection and intention prediction. Our approach significantly reduces the latency by being able to detect and predict all pedestrians' intention in a single shot manner while also being able to attain better accuracy by sharing features with relevant object level information and interactions.

Figure 7: Example query and passage pair from DORIS-MAE

Query:

There is no good solution for the crisis Greece finds itself in, only less bad ones. Austerity measures imposed on Greece may currently be causing suffering, but austerity is the least bad option available for the Greek people: default would be considerably worse. Here is what would most likely happen: The Greek banking sector would collapse [1]. A large portion of the Greek debt is owed to Greek banks and companies, many of which would quickly go bankrupt when the Government defaults. This is also because Greek banks are almost totally reliant on the ECB for liquidity. [2] People would consequently lose their savings, and credit would be close to impossible to find. The Government would quickly devalue the Drachma by at least 50%. This will lead to imported goods being more expensive and consequently to a huge rise in inflation with the living costs increasing tremendously.[3] These two events would lead to a severe shortage of credit, making it almost impossible for struggling companies to survive. Unemployment would soar as a result. It will become increasingly difficult to secure supplies of oil, medicine, foodstuffs and other goods. Naturally, those hit worst would be the poor. The Government, in this respect, would be failing on an enormous scale in providing many citizens with the basic needs. [4] [1] Brzeski, Carsten: "Viewpoints: What if Greece exits euro?", BBC News, 13 July 2012, [2] Ruparel, Raoul and Persson, Mats: "Better off Out? The short-term options for Greece inside and outside of the euro", June 2012, Open Europe, 2012 [3] ibid [4] Arghyrou, Michael: "Viewpoints: What if Greece exits euro?", BBC News, 13 July 2012,

Passage with Highest Relevance Score:

It is not necessarily true that the whole banking sector in Greece would collapse. Given that the default would be orderly and take place within the context of the European Union, the ECB and European Commission would still provide substantial liquidity aid for Greek banks. Moreover it is not true that a devaluation of domestic currency necessarily leads to high inflation – this was not the case, for example, when Britain exited the European Exchange-rate Mechanism in 1992 and pursued a devaluation policy of the British Pound. [1] Lastly, evidence of recent governments that have defaulted suggests that even though some of the harms the opposition refer to may actualise, recovery generally follows fairly quickly, as was the case with Argentina, South Korea and Indonesia. [2] [1] Ruparel, Raoul and Persson, Mats: "Better off Out? The short-term options for Greece inside and outside of the euro", June 2012, Open Europe, 2012 [2] Becker, Garry: "Should Greece Exit the Euro Zone?", The Becker-Posner Blog, 20.5.2012,

Figure 8: Example query and passage pair from ArguAna

Query:

This must be a golden-age SF short story. I read it as a kid, translated into Russian, probably later 80s or early 90s but the story must be older than that. I remember that some kind of personal confrontation happens on a different planet. The distinctive landscape feature are these big dust-filled sinkholes, in which a person could fall in and get lost forever. For some reason, the hero, and, possibly others, are using plastic flesh or some kind of artificial flesh - I don't remember if this is for impersonating others or for some other reason. In the end the hero wins. He uses the sinkhole to hide in. He is badly burned. The ending is something along the lines, "He gathered all pain from all over his body mentally into a single point, then lifted that point of the body. When they found him, half of his face was horribly burned. The other half was smiling blissfully."

Passage with Highest Relevance Score:

Otto McGavin is peacefully idealistic by nature, an Anglo-Buddhist, who seeks employment with the Confederacion because he believes in its mission to protect human & nonhuman rights. The only problem is that the Confederacion needs him as one of its twelve Prime Operators for its secret service, the TBII. The TBII wants him as a spy, thief & assassin. It's not, of course, Otto McGavin is peacefully idealistic by nature, an Anglo-Buddhist, who seeks employment with the Confederacion because he believes in its mission to protect human & nonhuman rights. The only problem is that the Confederacion needs him as one of its twelve Prime Operators for its secret service, the TBII. The TBII wants him as a spy, thief & assassin. It's not, of course, a problem for the Confederacion, which simply uses immersion therapy & hypnotic personality overlay for Otto's training, then sends him out in deep cover, encased in plastiflesh, on a variety of dangerous missions on a number of bizarre worlds. But for him, it's a different matter: what he has to witness & what he's forced to do take a terrible toll. Always he returns to his original self--his conscience stabbed by the memory of all those he'd killed in the service of interstellar harmony. ...more

Figure 9: Example query and passage pair from WhatsThatBook

Query:

A 44-year-old man was recently in an automobile accident where he sustained a skull fracture. In the emergency room, he noted clear fluid dripping from his nose. The following day he started complaining of severe headache and fever. Nuchal rigidity was found on physical examination.

Passage with Highest Relevance Score:

Adding vancomycin to the antibiotic regimen is recommended for the treatment of pneumococcal meningitis in adults. Use of dexamethasone as adjunct therapy has proved to reduce mortality and neurologic sequelae in adult patients with pneumococcal meningitis. However, use of dexamethasone may impair penetration of vancomycin in cerebrospinal fluid. In a purely observational manner, we thought to measure blood and CSF concentrations of vancomycin in adult patients with pneumococcal meningitis, treated with vancomycin, third-generation cephalosporin and dexamethasone. Because of a considerable increase in streptococcus pneumoniae meningitis with penicillin nonsusceptible strains, it is now largely recommended to add vancomycin to the third-generation cephalosporin antibiotic regimen. It has also been recently shown that use of dexamethasone reduces mortality and unfavorable outcome in adults with pneumococcal meningitis. However, concern has arisen, that dexamethasone may impair penetration of vancomycin in cerebrospinal fluid. We therefore thought to measure in a purely observational study, blood and CSF vancomycin concentrations in adult patients with pneumococcal meningitis hospitalized in medical intensive care unit that received third-generation cephalosporin, vancomycin and dexamethasone. The aim of the study was to observe whether or not sufficient concentrations of vancomycin could be measured in the CSF despite the concomitant use of dexamethasone. Patients were cared for in a perfectly routine manner. There was no randomization. All patients received routine, recommended care (IDSA guidelines). There was no invasive procedure. Dexamethasone was administered according to the de Gans study (NEJM 2002).

Figure 10: Example query and passage pair from Clinical-Trial

Query:

It is "a city within a city, a kind of encapsulated citadel of human society. "

" Like society, too, "that noun of multitude or signifying many, called Todgers's", is a collective whole different from and greater than the sum of its parts, more complex by far than anything Dickens was able to imagine in *Nickleby*. Its structure mirrors the illogical and mystified structure of society, full of disguised connections and obscure relationships. It stands in a "labyrinth," and its "grand mystery" is its cellar **[masked sentence(s)]** Here the social mysteries, as is not usually the case in the later Dickens, are reassuring rather than ominous, and moreover the social labyrinth opens itself to the practiced mastery of the initiate. "

Congsted, shabby, haphazard, impenetrable, and withal utterly humanized," Todgers's is, says Marcus, "the visible and palpable presence of a complex civilization and its history, eccentric, elaborate, thick, various, outlandish, absurd. As for the people who live at Todgers's: Dickens's point is not simply that they are wholly at home there, as is emphatically so.

Passage with Highest Relevance Score:

But the grand mystery of Todgers's was the cellarage, approachable only by a little back door and a rusty grating; which cellarage within the memory of man had had no connection with the house, but had always been the freehold property of somebody else, and was reported to be full of wealth; though in what shape-whether in silver, brass, or gold, or butts of wine, or casks of gun-powder-was matter of profound uncertainty and supreme indifference to Todgers's and all its inmates.

Figure 11: Example query and passage pair from RELIC

In an information retrieval task setting, you have a query and a candidate pool of passages. **{task description}**

Now, you are presented with a query and a single passage from its candidate pool. Given the above IR task description, ****think step by step****, and then output a single score on a scale of 0-10. A lower score would mean the passage is less likely to be the passage the IR task wanted, whereas a higher score would mean the passage is more likely to be the passage the IR task wanted. In addition, after the symbol "QUOTES:", list all ***direct quotes***, in a python list, verbatim from the passage that definitively suggests or supports why this passage is what the IR task is looking for. A high score would potentially indicate a large amount of supportive quotes from the passage being listed whereas a low score would potentially indicate no or very few quotes from the passage being listed. I need to parse your answer in a certain format, so in the end, only output the score in this format. SCORE:

Query: **{query}**

Passage: **{passage}**

Figure 12: Prompt for Score+O

In an information retrieval task setting, you have a query and a candidate pool of passages. **{task description}**

Now, you are presented with a query and a single passage from its candidate pool. Given the above IR task description, determine the appropriate criteria to make your decision about whether this passage is what the IR task is looking for. After you have written your decision criteria, you need to follow this decision criteria by thinking step by step, and then output a single score on a scale of 0-10. A lower score would mean the passage is less likely to be the passage the IR task wanted, whereas a higher score would mean the passage is more likely to be the passage the IR task wanted. In addition, after the symbol "QUOTES:", list all ***direct quotes***, in a python list, verbatim from the passage that definitively suggests or supports why this passage is what the IR task is looking for. A high score would potentially indicate a large amount of supportive quotes from the passage being listed whereas a low score would potentially indicate no or very few quotes from the passage being listed. I need to parse your answer in a certain format, so in the end, only output the score in this format. SCORE:

Query: **{query}**

Passage: **{passage}**

Figure 13: Prompt for Reason+O

Here is the passage: **{passage}**

Here is the requirement extracted from the query: **{req}**

Here is the query: **{query}**

You are a helpful assistant. A user wants to find a passage that satisfies a particular requirement from a query. You are shown the query so that you understand this particular requirement's context, but your objective is to focus solely on the requirement and the passage. Based on the passage, you will determine whether the requirement is met.

Figure 14: Prompt for Subtask+O

How many distinct arguments and evidence can you identify from this following debate paragraph, make sure you use the original wordings from the following paragraph, after you output the arguments/evidence, output the total number after the key NUMBER:

Paragraph:
{paragraph}

Figure 15: Prompt for getting facets for ArguAna

How many distinct piece(s) of detail about the book can you identify from this following paragraph about a user trying to remember a book title, make sure you use the original wordings from the following paragraph, after you output the detail(s), output the total number after the key NUMBER:

Paragraph:
{paragraph}

Figure 16: Prompt for getting facets for WhatsThatBook

How many distinct symptom(s) can you identify from this following paragraph which is a patient's case report, make sure you use the original wordings from the following paragraph, after you output the symptom(s), output the total number after the key NUMBER:

Paragraph:
{paragraph}

Figure 17: Prompt for getting facets for Clinical-trial

Are Paragraph One and Paragraph Two conveying the exact same idea? Output your reasoning and then output your decision in a binary form of True or False after the key DECISION:

Paragraph One:
{paragraph_1}
Paragraph Two:
{paragraph_2}

Figure 18: Prompt for getting facets for RELIC

Given the query, write a computer science paper abstract that is relevant to address the query.

Query:
{query}

Figure 19: Prompt for DORIS-MAE decontamination

Given the argument, write a counterargument.
Argument:
{argument}

Figure 20: Prompt for ArguAna decontamination

Prompt for decontaminating passage:
What is the title of the book given the book description?
Book Description: **{description}**

Prompt for decontaminating query:
Here is a user query searching for a book. Output five most possible book names. Only give the name.
Query: **{query}**

Figure 21: Prompts for WhatsThatBook decontamination

Given a patient's case report, recommend a relevant clinical trial or study for the patient, output the description of this clinical trial or study.
{query}

Figure 22: Prompt for Clinical-trial decontamination

Here is a paragraph: **{query_text}**

Provide top-5 guesses of the sentence(s) under [masked sentence(s)] in the following paragraph. The guesses should come from the book **"{book_name}"**.

Figure 23: Prompt for RELIC decontamination

MS MARCO

Answer the following question.

Question:

{query}

TREC-COVID

Answer the following question.

Question:

{query}

NQ

Answer the following question.

Question:

{query}

HotpotQA

Answer the following question.

Question:

{query}

FiQA

Answer the following finance-related question.

Question:

{query}

DBPedia

Answer the following question.

Question:

{query}

FEVER

Provide more relevant information about this topic. The topic can be True or False.

Topic:

{query}

Climate-FEVER

Provide more relevant information about this topic. The topic can be True or False.

Topic:

{query}

Touché-2020

Write an argument that uses explicit evidence about the question.

Question:

{query}

SciFact

Provide more relevant information about this topic. The topic can be True or False.

Topic:

{query}

Figure 24: Prompts for BEIR decontamination