

Towards Building Multilingual Language Model for Medicine

Pengcheng Qiu^{*,1,2}, Chaoyi Wu^{*,1,2}, Xiaoman Zhang^{1,2}, Weixiong Lin^{1,2}, Haicheng Wang¹,

Ya Zhang^{1,2}, Yanfeng Wang^{1,2,†} and Weidi Xie^{1,2,†}

¹Shanghai Jiao Tong University

²Shanghai AI Laboratory

<https://github.com/MAGIC-AI4Med/MMedLM>

The development of open-source, multilingual medical language models can benefit a wide, linguistically diverse audience from different regions. To promote this domain, we present contributions from the following: *First*, we construct a multilingual medical corpus, containing approximately 25.5B tokens encompassing 6 main languages, termed as **MMedC**, enabling auto-regressive domain adaptation for general LLMs; *Second*, to monitor the development of multilingual medical LLMs, we propose a multilingual medical multi-choice question-answering benchmark with rationale, termed as **MMedBench**; *Third*, we have assessed a number of open-source large language models (LLMs) on our benchmark, along with those further auto-regressive trained on MMedC. Our final model, MMed-Llama 3, with only 8B parameters, achieves superior performance compared to all other open-source models on both MMedBench and English benchmarks, even rivaling GPT-4. In conclusion, in this work, We present a large-scale corpus, a benchmark and a series of models to support the development of multilingual medical LLMs.

1 Introduction

In the recent literature, large language models (LLMs) have demonstrated great promise in healthcare, for example, closed-source models such as GPT-4 [1] and MedPalm-2 [38] have shown remarkable performance, and successfully passed the United States Medical Licensing Examination (USMLE). Concurrently, open-source models like Llama 2 have also facilitated the development of specialized language models for medicine, such as MEDITRON, PMC-LLaMA, MedAlpaca, and ChatDoctors [48, 11, 25, 6], gradually bridging the performance gap with their closed-source peers. Despite these advancements, the primary focus on English-language applications by these sophisticated medical language models has constrained their potential reach, limiting the benefits to a wider, linguistically diverse audience.

In the realm of open-source multilingual Large Language Models (LLMs), exemplified by BLOOM [37] and the more recent InternLM 2 [42], a notable challenge persists despite their training on diverse multilingual corpora, that is, they exhibit unsatisfactory performance on medical queries in non-English languages, a discrepancy primarily attributed to the under-representation of medical content in these general datasets. **This paper endeavors to bridge this gap by developing an open-source, multilingual language model for healthcare.** As shown by Figure 1, our contribution is threefold: *firstly*, we gather a multilingual medical corpus designed for auto-regressive training, this aims to lay a robust foundation that accurately reflects the linguistic diversity and complexity of the medical domain; *secondly*, to monitor the progress, we introduce a new comprehensive multilingual medical question-answering (QA) benchmark, enabling the evaluation on multi-choice QA and rationale ability of different language models under both zero-shot and fine-tuning settings; *lastly*, we have tested a wide spectrum of existing language models, together with those that have undergone auto-regressive pre-training on our corpus. Through this comprehensive evaluation, we aim to provide valuable insights into the models’ capabilities and fostering a deeper understanding of the intricacies involved in multilingual medical query processing.

For auto-regressive training, we have developed a large-scale **Multilingual Medical Corpus (MMedC)**, amassing over 25.5 billion medical-related tokens across six primary languages: **English, Chinese, Japanese, French, Russian, and Spanish**. This diverse dataset was compiled from four distinct sources: (i) we devised an automatic pipeline to filter medical-related content from the broad multilingual corpus, ensuring a focused and relevant dataset, (ii) we curated an extensive collection of medical textbooks in various languages, and converted them into texts with carefully designed pre-processing, *e.g.*, Optical Character Recognition (OCR), heuristic data filtering, *etc.* We will share the name list of the books and the methodologies and

* *Equal contributions.*

† *Corresponding author. Email addresses: qiupengcheng@pjlab.org.cn, {wtzxxwcy02, weidi}@sjtu.edu.cn*

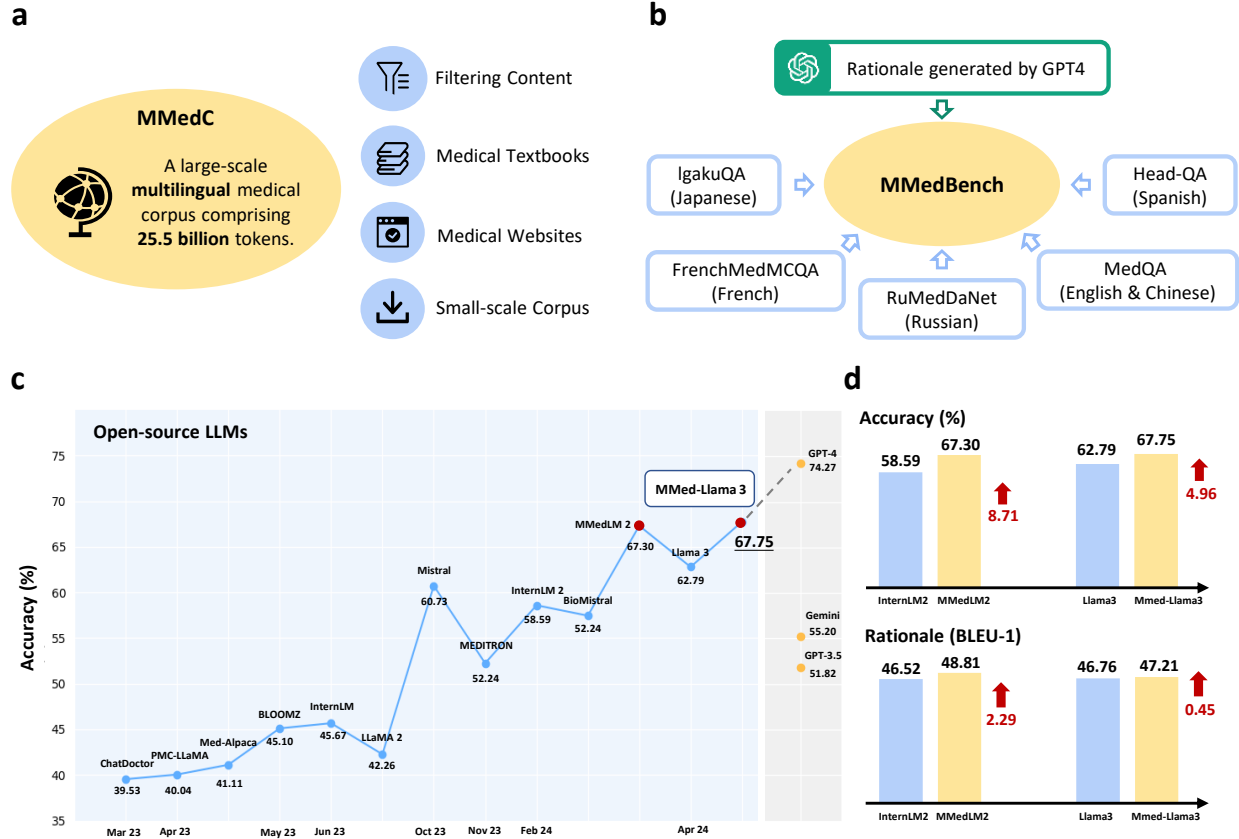


Figure 1 | Overview of our contributions. **a** The figure demonstrates our proposed large-scale multilingual medical corpus (MMedC), containing 25.5B tokens, covering six main languages, collected from four data sources. **b** The figure shows the composition of our comprehensive multilingual medical benchmark (MMedBench), that is constructed by aggregating medical QA cases in different languages, and prompting GPT-4 to provide rationale sentences. MMedBench enables the evaluation on both multi-choice accuracy and the ability of rationale generation for different LLMs under zero-shot or fine-tuning settings. **c** The line plot shows the final multi-choice accuracy of various LLMs on our MMedBench are shown, where our final model MMed-Llama 3 demonstrated the best performance among all existing open-source LLMs. **d** The comparison bar further details the gains in both multi-choice accuracy and ability of rationale generation, when comparing MMedLM 2 to InternLM 2, or comparing MMed-Llama 3 to Llama 3. Considering that the main difference between our models and their base models lies in the auto-regressive training on MMedC, such comparison highlights the importance of our contributed medical-specific multilingual language corpus.

tools for curation, (iii) to guarantee a wide-ranging encapsulation of medical knowledge, we incorporated texts from some open-source medical websites, enriching our corpus with authoritative and comprehensive medical information, (iv) we have integrated a number of existing small-scale medical corpus datasets, further enhancing the breadth and depth of ours. To our knowledge, **MMedC** represents the first endeavor to construct a corpus specifically focused on the multilingual medical domain.

As for benchmark curation, we start by aggregating existing medical multiple-choice QA datasets across the six languages as of MMedC. We further augment them with rationale content by using GPT-4, enriching the datasets with explanations that support the correct answers. Consequently, our enriched dataset encompasses 53,566 QA pairs across six languages, uniquely offering both multi-choice QA and accompanying rationale reasoning. This extensive collection spans 21 medical fields, including but not limited to Internal Medicine, Biochemistry, Pharmacology, and Psychiatry, among others, termed as the **Multilingual Medical Benchmark (MMedBench)**. We divide it into 45,048 training pairs and 8,518 testing pairs. The training split enables to finetune LLMs after domain-specific continues training. We utilize the entire test set, comprising 8,518 QA pairs, to evaluate the accuracy of multi-choice question answering. To further examine the models' reasoning ability, we select a subset of 1,136 QA pairs, each accompanied by manually verified rationale

sentences, serving as a more specialized benchmark for reasoning evaluation.

At the evaluation phase, we conducted comprehensive benchmarking across eleven existing LLMs with multilingual support, including, GPT-3.5, GPT-4, Gemini-1.0 pro, BLOOM, InternLM, InternLM 2, MedAlpaca, ChatDoctor, PMC-LLaMA, Mistral, BioMistral, MEDITRON, Llama 2 and Llama 3, alongside the LLMs further trained with **MMedC**. These models were evaluated across three different settings: zero-shot, parameter-efficient fine-tuning (PEFT), and full fine-tuning. Given the complexity of evaluating rationale quality, which demands an assessment of long sentence semantic integrity, in addition to leveraging mainstream automated metrics, we also incorporate human rating scores in our analysis. This dual approach not only provides a comprehensive measure on each model’s performance, but also enables us to scrutinize the correlation between automated metrics and human judgment. Through this analysis, we identify the most reliable metric for extended comparisons, thereby enriching the methodology for evaluating reasoning ability in large language models.

In our experiments, models that underwent further auto-regressive training on the **MMedC** consistently demonstrate enhanced performance, thereby underscoring the value and effectiveness of our compiled multilingual corpus. Our final model **MMed-Llama 3** demonstrates the best performance on both multilingual and English-only benchmarks. We will publicly release our dataset (except for the license-restricted books for which we will provide a name list), codebase, and trained models to foster future research. In addition, we recognize the significance of robust evaluation metrics, particularly for the generation of medical texts that often involve complex, long sentences. To this end, we will also release detailed human rating results for individual cases.

2 Results

Here, we start by presenting the statistics of our constructed datasets. Then, we evaluate various LLMs on MMedBench on multi-choice questions and rationale ability, as well as verifying the effectiveness of MMedC. Lastly, we conduct a series of ablation studies to investigate the impact of each dataset component.

Data Statistics

We present the detailed statistics on the two proposed datasets, namely, **MMedC**, the most extensive Multilingual Medical Corpus to date, and **MMedBench**, a new multilingual medical benchmark.

We first present the multilingual medical corpus (**MMedC**), which refers to a multilingual medical corpus containing over 25.5B tokens, acquired mainly from four sources, *i.e.*, filtering medical-related content from the general large-scale multilingual corpus, medical textbooks, medical websites and existing small-scale corpus. The main statistic results are plotted in Figure 2.

In detail, our analysis begins with the composition of the Multilingual Medical Corpus (MMedC), which incorporates six languages that collectively cover a significant portion of the global population. This diversity ensures our model’s broad applicability across various linguistic contexts, as illustrated in Sub-figure (a). Subsequently, Sub-figure (b) presents a detailed breakdown of the token distribution across these languages. Notably, English constitutes the largest segment at 42%, while Russian represents the smallest at just 7%. However, it’s important to highlight that even the smallest share, given the corpus’s overall volume of 25.5 billion tokens, translates into a substantial amount of text—approximately 2 billion tokens. Lastly, Sub-figure (c) delineates the contribution of four distinct sources to our dataset across different languages. Predominantly, medically-related content filtered from broader datasets forms the bulk of contributions for most languages, supplemented by data from medical textbooks, medical websites, and pre-existing small-scale corpora. The variety of sources ensures richness of medical knowledge, ranging from everyday medical information to more specialized knowledge found in textbooks and encyclopedias. This detailed examination of our data sources sheds light on the nuanced composition of MMedC, offering insights into its diverse and comprehensive nature.

Then, to better evaluate the performance of multilingual medical models, we further present a comprehensive multilingual medical Question and Answering Benchmark (**MMedBench**). We start by delving into its core attributes, including the total number of training and testing cases, the distribution of answer options, and

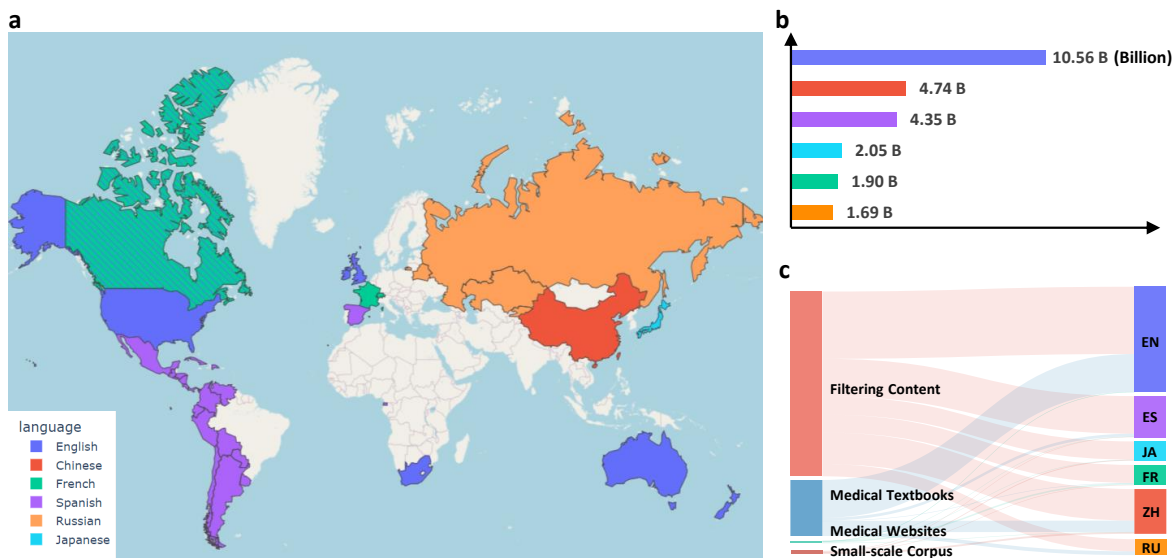


Figure 2 | Statistic results on MMedC. **a** The Distribution of languages included in MMedC around the world. The map shows our collected corpora can cover most main countries worldwide. **b** The Token distribution for each language. The bar plot shows the detailed token number for different languages. **c** The Contributions of four sources to six languages for our MMedC. The Sankey diagram shows how the four considered data sources contribute for different languages, *i.e.*, filtering content, medical textbooks, medical websites and small-scale corpus.

the average length of question-and-answer tokens. Figure 3a illustrates these fundamental characteristics, highlighting that MMedBench often includes questions with multiple correct options, that brings complexity for models to navigate. Additionally, the answers contain rationale sections averaging 200 tokens each. This substantial token count serves two purposes: it helps to train language models by exposing them to extended reasoning passages, but also in evaluating their ability to generate and understand lengthy, complex reasoning statements.

In our detailed exploration of MMedBench, we categorize each question into one of the 21 medical topic categories using GPT-4. These categories include Internal Medicine, Biochemistry, Pharmacology, Psychiatry, Microbiology, Physiology, Pathology, Immunology, Obstetrics and Gynecology, Public Health, Hematology, Surgery, Emergency Medicine, Orthopedics, Neurology, Anatomy, Medical Genetics, Radiology, Dermatology, and Endocrinology. This categorization has been rigorously verified by at least two clinicians, to ensure its comprehensiveness, and covering the breadth of medical disciplines.

Figure 3b showcases the diversity of our multilingual benchmark, spanning a wide array of medical questions from foundational clinical medicine to specialized areas such as pharmacology and public health, with a pronounced emphasis on areas like Internal Medicine and Biochemistry. This underlines the effectiveness of the benchmark, to assess models’ ability on recognizing and processing a broad spectrum of medical inquiries effectively.

Evaluation on MMedBench

In this section, we present a comprehensive benchmark of the foremost LLMs using our MMedBench under zero-shot, PEFT, and full fine-tuning settings. Our evaluation focuses on two aspects of model performance: the accuracy in multiple-choice questions and the models’ ability to generate rationales. The evaluated LLMs can be categorized into four distinct classes, *i.e.*, closed-source LLMs, popular open-source LLMs, medical-specific open-source LLMs, and those further undergone training on our MMedC. The latter three can all be categorized into open-source LLMs.

Initially, our analysis focuses on the state-of-the-art, proprietary closed-source LLMs developed by OpenAI and Google, specifically GPT-3.5, GPT-4, and Gemini-1.0 pro. These models are examined through their publicly available online API solely in a **zero-shot** setting, as they are not accessible for any further training.

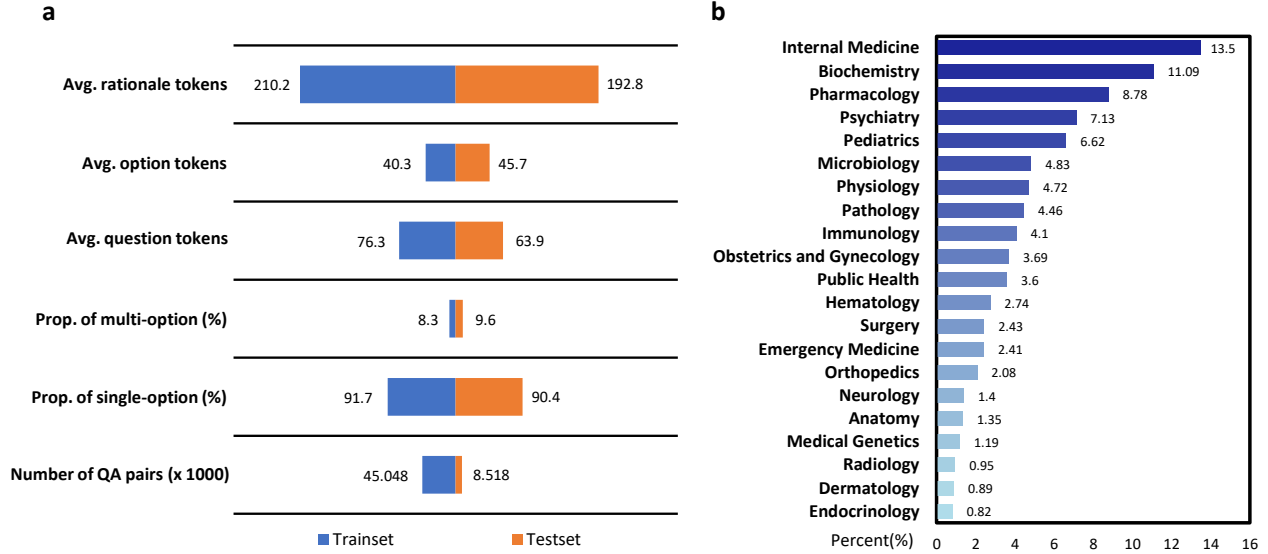


Figure 3 | Statistical results on MMedBench. **a** The bar plot shows the foundation statistic number on the train and test set of MMedBench. The term "Avg. tokens" represents the mean token length per sample across various compositions in it. "Rationale" denotes the rationale sentences in answer. "Option" denotes the option descriptions in choice list and "question" denotes the question sentences. Then the term "Prop. of multi-option" denotes the proportion of the question with multiple correct options and "Prop. of single-option" denotes the proportion of those with one options in answer. The final term "Number of QA pairs" denotes how many QA pairs are in train or test split. **b** The statistic histogram shows the topics distribution in the test split of MMedBench, covering a wide range of medical aspects, ranging from general and specialized medicine to basic medical sciences. This allows MedQA to comprehensively measure the performance of medical models.

However, note that, as the training data for these closed-source models are confidential, it is difficult to judge whether they are really "zero-shot". Following this, our evaluation encompasses a range of open-source LLMs such as Mistral, InternLM 2 and Llama 3. We observe that the response from these open-source LLMs is relatively poor, making it difficult to draw effective comparisons (check **Supplementary Material F** for more zero-shot fail cases) in the zero-shot setting. We therefore compare them in fine-tuning settings (PEFT and full fine-tuning). Among these, we make a further distinction between general LLMs and those specifically tailored for the medical domain. Finally, we evaluate models that have undergone further training on our proposed corpus, named MMedLM (based on InternLM), MMedLM 2 (based on InternLM 2) and MMed-Llama 3 (based on Llama 3). These models are uniquely augmented with domain-specific knowledge by auto-regressive training on MMedC.

We first evaluate models on Multilingual Multiple-choice Question & Answering tasks. As illustrated in Table 1, medical-specific Large Language Models (LLMs) generally exhibit high accuracy scores in English, yet their performance significantly declines in languages other than English. Notably, the finetuned PMC-LLaMA achieved an English accuracy score of 47.53, despite outperforming its contemporaneous counterparts, falls behind the GPT models significantly. Later, with the deployment of more advanced foundational models, open-source models started to bridge the gap with the GPT series, for instance, Mistral, InternLM 2, Llama 3, once fine-tuned on the train set of MMedBench, recorded average accuracy scores of 60.73, 58.59 and 62.79, respectively, surpassing all predecessors of comparable scale. Enhanced performance is also observed after additional auto-regressive training on our proprietary MMedC dataset. Specifically, our final model, MMed-Llama 3, demonstrated significant improvements over its counterparts without further training on MMedC, for example, 67.75 (MMed-Llama 3) vs. 62.79 (Llama 3) under full fine-tuning evaluation. A similar observation also holds for the PEFT setting, *i.e.*, later LLMs performs better and training on MMedC brings a significant gain. As a result, MMed-Llama 3 refers to the most competitive open-source model with 8B parameters in proximity to GPT-4's accuracy of 74.27.

In addition to multiple-choice QA tasks, our study extends to examining the rationale ability of various LLMs. To facilitate this comparison, we employ several automatic metrics, namely BLEU [36] and ROUGE [26],

Table 1 | Multiple-choice accuracy evaluation on MMedBench. We report each model’s accuracy across various languages separately, with “Avg.” denoting the mean score over six languages under zero-shot, PEFT and full fine-tuning settings. We also list out their model sizes, release time and whether they are testing after further training on our MMedC or the training set of MMedBench in the table. The best results under each setting are bold.

Method	Size	Year	MMedC	MMedBench	English	Chinese	Japanese	French	Russian	Spanish	Avg.
GPT-4 (5-shot, CoT)	-	2023.3	✗	✗	90.20	81.00	76.38	55.14	85.10	88.80	79.43
Zero-shot Evaluation											
GPT-3.5	-	2022.12	✗	✗	56.88	52.29	34.63	32.48	66.36	66.06	51.47
GPT-4	-	2023.3	✗	✗	78.00	75.07	72.91	56.59	83.62	85.67	74.27
Gemini-1.0 pro	-	2024.1	✗	✗	53.73	60.19	44.22	29.90	73.44	69.69	55.20
Parameter-efficient Fine-tuning (PEFT) Evaluation											
BLOOMZ	7B	2023.5	✗	trainset	38.88	48.86	17.59	18.65	53.91	44.78	37.11
InternLM	7B	2023.7	✗	trainset	40.93	52.19	27.14	18.81	46.88	40.34	37.71
Llama 2	7B	2023.7	✗	trainset	37.00	37.13	24.12	19.13	63.67	42.89	37.32
ChatDoctor	7B	2023.3	✗	trainset	36.68	34.06	28.14	11.58	60.55	39.86	35.15
MedAlpaca	7B	2023.4	✗	trainset	43.28	36.81	27.14	16.40	51.95	41.72	36.22
PMC-LLaMA	7B	2023.4	✗	trainset	33.62	31.76	20.60	10.13	57.81	37.89	31.97
Mistral	7B	2023.10	✗	trainset	55.38	50.23	37.69	40.19	71.88	61.60	52.83
MEDITRON	7B	2023.11	✗	trainset	34.88	33.22	21.11	9.65	57.42	40.74	32.84
InternLM 2	7B	2024.2	✗	trainset	52.40	68.18	39.20	28.78	63.67	55.25	51.25
BioMistral	7B	2024.2	✗	trainset	49.41	44.51	29.15	33.60	67.97	54.45	46.51
Llama 3	8B	2024.4	✗	trainset	62.84	70.11	41.21	39.55	64.84	61.52	56.68
MMedLM (Ours)	7B	-	✓	trainset	41.16	52.22	27.14	18.49	47.66	40.34	37.83
MMedLM 2 (Ours)	7B	-	✓	trainset	58.13	70.43	54.27	38.26	71.88	64.95	59.65
MMed-Llama 3 (Ours)	8B	-	✓	trainset	63.08	69.41	55.78	41.64	71.48	66.96	61.39
Full Fine-tuning Evaluation											
BLOOMZ	7B	2023.5	✗	trainset	43.28	58.06	32.66	26.37	62.89	47.34	45.10
InternLM	7B	2023.7	✗	trainset	44.07	64.62	37.19	24.92	58.20	44.97	45.67
Llama 2	7B	2023.7	✗	trainset	43.36	50.29	25.13	20.90	66.80	47.10	42.26
MedAlpaca	7B	2023.3	✗	trainset	46.74	44.80	29.64	21.06	59.38	45.00	41.11
ChatDoctor	7B	2023.4	✗	trainset	43.52	43.26	25.63	18.81	62.50	43.44	39.53
PMC-LLaMA	7B	2023.4	✗	trainset	47.53	42.44	24.12	20.74	62.11	43.29	40.04
Mistral	7B	2023.10	✗	trainset	61.74	71.10	44.72	48.71	74.22	63.86	60.73
MEDITRON	7B	2023.11	✗	trainset	55.46	61.88	40.20	35.05	67.58	53.28	52.24
InternLM 2	7B	2024.2	✗	trainset	57.27	77.55	47.74	41.00	68.36	59.59	58.59
BioMistral	7B	2024.2	✗	trainset	57.82	71.54	37.19	47.27	69.92	60.98	57.45
Llama 3	8B	2024.4	✗	trainset	63.86	78.23	48.24	50.80	71.48	64.15	62.79
MMedLM (Ours)	7B	-	✓	trainset	49.88	70.49	46.23	36.66	72.27	54.52	55.01
MMedLM 2 (Ours)	7B	-	✓	trainset	61.7	80.01	61.81	52.09	80.47	67.65	67.30
MMed-Llama 3 (Ours)	8B	-	✓	trainset	66.06	79.25	61.81	55.63	75.39	68.38	67.75

which assess sentence similarity based on n-grams. Furthermore, we explore the use of BERT-score [52], a metric that uses a pre-trained BERT model to extract high-level semantic features and employs cosine similarity for semantic evaluation.

We offer detailed instructions that prompt the model to outline its analytical process for delivering the final answer, enabling a clear assessment of its reasoning capabilities. The performance is then meticulously evaluated using a variety of metrics. Specifically, the ROUGE-1 and BLEU-1 scores are presented in Table 2. Additionally, results for other metrics are detailed in **Supplementary Material E** providing a comprehensive view of the model’s performance across diverse evaluation frameworks.

Given the limitations of automatic metrics in evaluating free-text generation, we further employ relative human ratings to rank performance and identify the most reliable automatic metric for future in-depth evaluations.

Table 2 | Rationale evaluation on MMedB with ROUGE-1/ BLEU-1. The value preceding the symbol ‘/’ represents BLEU-1, while the value following it represents ROUGE-1. The best results are bold under different settings.

Method	English	Chinese	Japanese	French	Russian	Spanish	Avg.
Zero-Shot Evaluation							
GPT-3.5	36.21 / 38.25	27.33 / 37.34	21.30 / 31.87	33.95 / 45.51	12.65 / 20.70	24.62 / 36.20	26.01 / 34.98
Gemini-1.0 pro	11.85 / 28.20	6.26 / 27.23	6.54 / 24.28	8.42 / 33.11	3.39 / 15.38	7.22 / 27.98	7.28 / 26.03
Parameter-efficient Fine-tuning Evaluation							
BLOOMZ	41.45 / 36.81	43.09 / 45.17	28.79 / 38.09	38.89 / 37.49	22.25 / 15.28	42.36 / 39.22	36.14 / 35.34
InternLM	41.29 / 38.05	43.47 / 44.71	22.80 / 37.57	30.35 / 32.14	18.24 / 16.79	36.32 / 34.56	32.08 / 33.97
Llama 2	44.72 / 39.34	42.69 / 43.71	45.58 / 49.53	42.93 / 39.29	31.75 / 22.66	44.22 / 39.64	41.98 / 39.03
MedAlpaca	43.59 / 39.52	40.71 / 42.50	37.27 / 44.69	39.82 / 39.57	30.11 / 22.83	42.80 / 39.64	39.05 / 38.12
ChatDoctor	44.65 / 40.26	40.88 / 42.80	39.54 / 45.00	40.12 / 39.06	30.95 / 22.84	42.88 / 40.23	39.84 / 38.37
PMC-LLaMA	44.98 / 40.90	40.09 / 42.95	38.15 / 43.67	38.89 / 38.64	30.08 / 22.45	43.00 / 39.80	39.20 / 38.07
MEDITRON	44.26 / 40.42	39.26 / 42.06	36.31 / 43.34	38.73 / 37.88	28.34 / 21.64	42.02 / 39.06	38.15 / 37.40
Mistral	48.13 / 42.80	45.61 / 46.31	43.82 / 48.19	44.73 / 41.07	33.62 / 24.75	47.37 / 42.83	43.88 / 40.99
InternLM 2	46.87 / 41.66	47.64 / 49.28	42.22 / 46.91	41.81 / 38.46	26.78 / 21.71	44.51 / 40.13	41.64 / 39.69
BioMistral	45.85 / 41.34	43.12 / 44.75	38.76 / 44.46	41.82 / 39.41	27.73 / 18.80	45.52 / 41.07	40.46 / 38.31
Llama 3	46.33 / 41.73	47.09 / 47.44	46.24 / 50.43	43.13 / 40.69	30.89 / 22.22	47.14 / 42.70	43.47 / 40.87
MMedLM (Ours)	41.63 / 38.83	44.30 / 46.38	38.61 / 46.90	37.54 / 37.78	19.99 / 21.28	40.79 / 38.77	37.14 / 38.32
MMedLM 2 (Ours)	47.07 / 41.51	47.15 / 48.36	47.90 / 52.24	43.22 / 41.36	27.81 / 25.70	46.17 / 42.64	43.22 / 41.97
MMed-Llama 3 (Ours)	46.56 / 41.57	47.12 / 47.71	48.10 / 53.18	43.62 / 40.97	33.92 / 24.87	47.67 / 43.32	44.50 / 41.94
Full Fine-tuning Evaluation							
BLOOMZ	45.94 / 40.51	48.37 / 48.26	44.71 / 48.61	44.47 / 41.05	29.95 / 21.50	45.91 / 40.77	43.22 / 40.12
InternLM	46.53 / 41.86	48.24 / 48.64	44.89 / 49.83	41.80 / 37.95	27.87 / 21.20	43.42 / 38.59	42.12 / 39.68
Llama 2	46.87 / 41.39	46.62 / 46.57	48.53 / 51.21	44.43 / 40.38	33.05 / 23.24	45.96 / 40.37	44.24 / 40.53
MedAlpaca	47.33 / 42.31	45.72 / 46.49	45.35 / 49.12	43.78 / 40.41	32.80 / 23.15	45.99 / 40.57	43.49 / 40.34
ChatDoctor	47.22 / 41.97	44.66 / 45.81	38.87 / 47.95	44.64 / 40.25	32.19 / 23.37	45.68 / 40.71	42.21 / 40.01
PMC-LLaMA	47.33 / 42.87	45.87 / 46.18	44.52 / 48.44	43.80 / 40.23	31.14 / 22.28	46.30 / 40.68	43.16 / 40.12
MEDITRON	47.40 / 42.85	47.93 / 48.61	49.13 / 52.03	45.93 / 41.37	33.65 / 24.10	46.42 / 41.11	45.08 / 41.68
Mistral	47.16 / 41.82	48.34 / 47.91	48.80 / 50.60	45.83 / 40.88	34.52 / 24.68	47.55 / 41.41	45.37 / 41.22
InternLM2	49.48 / 44.12	51.38 / 51.58	50.64 / 53.46	46.73 / 42.00	32.93 / 24.05	47.94 / 41.96	46.52 / 42.86
BioMistral	47.96 / 42.16	49.76 / 49.33	49.73 / 52.12	46.34 / 41.64	34.20 / 24.27	47.57 / 41.11	45.93 / 41.77
Llama 3	48.74 / 43.66	49.44 / 49.426	51.97 / 53.98	47.11 / 42.49	34.73 / 25.07	48.59 / 42.44	46.76 / 42.84
MMedLM (Ours)	47.37 / 41.98	48.68 / 49.28	48.95 / 52.34	45.39 / 41.41	33.24 / 24.67	46.68 / 41.35	45.05 / 41.84
MMedLM 2 (Ours)	50.02 / 44.77	51.39 / 51.78	54.79 / 57.10	49.04 / 45.30	37.49 / 28.18	50.14 / 44.59	48.81 / 45.29
MMed-Llama 3 (Ours)	47.61 / 42.47	49.96 / 49.36	52.89 / 55.06	47.92 / 42.85	36.31 / 26.67	48.61 / 43.41	47.21 / 43.29

Specifically, from the test set of MMedBench, we randomly selected 50 test cases per language, alongside outcomes generated by six notable models: MMed-Llama 3 (ours), Llama 3, InternLM 2, BioMistral, MEDITRON, GPT-3.5. The sequence of samples and corresponding model outputs are randomized to prevent bias. The evaluation panel, comprising five post-graduate students from the medical school of Shanghai Jiao Tong University and Peking Union Medical College, was instructed to rank the outputs based on accuracy, reasoning ability, and internal knowledge. To facilitate accurate assessment, manually verified references were also provided. Rankings were quantitatively assigned, with the highest rank awarded a score of 6 and the lowest a score of 1, thereby quantifying the quality of each model’s output. In parallel, we leveraged GPT-4 as an additional evaluator, assigning it the role of a judge to rank the outputs. Further details on GPT-4’s evaluation method are available in **Supplementary Material A**.

Figure 4a illustrates the comparative analysis of model performances through relative ratings. Notably, MMed-Llama 3 achieved the highest scores in both human (4.10) and GPT-4 (4.73) evaluations, aligning with its superior performance as indicated by the automatic machine metrics. It is particularly worth highlighting that MMed-Llama 3 can significantly outperform the other models in the GPT-4 rating, surpassing the second best model InternLM 2 by 0.89 rating scores. Interestingly, GPT-3.5 received a lower human rating of 2.37,

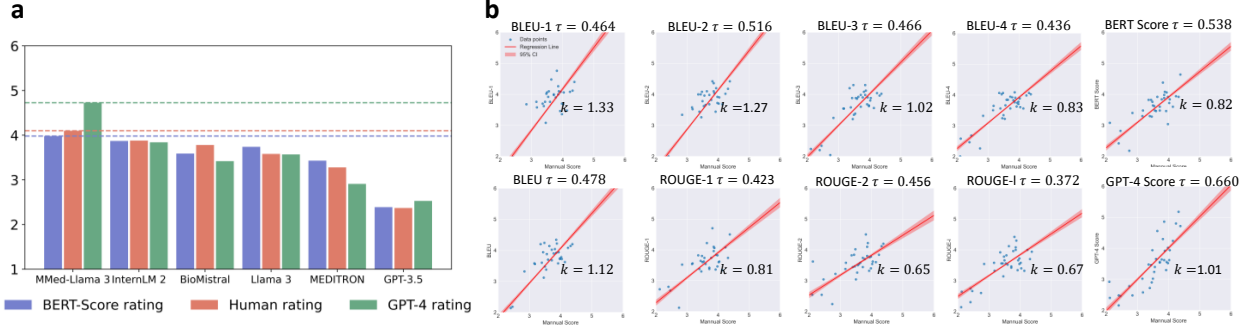


Figure 4 | Comparative analysis on model ratings. **a** Score bars represent ranked scores under different metrics. BLEU score rating denotes the rating score calculated based on ranking by BLEU score. Human rating refers to rankings provided by humans, while GPT-4 rating refers to rankings generated by GPT-4. **b** The fitted lines present the correlation between human rating results and different automatic metrics. τ is the Kendall rank correlation coefficient while k is the slope of fitted line.

suggesting that the evaluators’ preferences might be influenced by the brevity of the responses. Comprehensive rating results for each language and model are detailed in **Supplementary Material E**.

In addition to comparing different LLMs, our study delves into the correlation between various automatic evaluation metrics and human preferences. This correlation analysis enables us to identify the most effective automatic metric for benchmarking purposes, thereby potentially eliminating the need for resource-intensive human evaluations in future research. We employ the Kendall rank correlation coefficient to measure the agreement between the rankings of each model’s generated rationales by automatic metrics and human evaluations. The findings, illustrated in Figure 4b, indicate that GPT-4’s evaluation results have the highest correlation with human judgments, with a τ value of 0.660. However, it’s important to note that GPT-4’s ratings, while highly correlated, are relative and not easy to scale for evaluating newly introduced models. Among the absolute automatic metrics, BERT Score emerged as the most reliable indicator, demonstrating a τ value of 0.538. Consequently, we advocate for the use of Bert Score as benchmark for assessing the rationale capabilities of newly introduced LLMs on MMedBench in subsequent studies.

Evaluation on Public English Benchmarks

Here, we incorporate additional English instructions (from PMC-LLaMA [48]) into MMed-Llama 3 finetuning, and present comparisons with other existing LLMs on English-only benchmarks. Specifically, there are four widely used multiple-choice question-answering benchmarks, namely, MedQA, MedMCQA, PubMedQA and MMLU (Massive Multitask Language Understanding)-Medical [2, 4, 31]. The details on these benchmarks can be found in Section 4.4. Roughly speaking, MedQA and MedMCQA are clinical exams, mainly assessing the diagnosis or treatment ability, PubMedQA focusing on biomedical academical question-answering and MMLU-Medical is a medical sub-split of MMLU, targeting at assessing the basic knowledge for different medical concepts.

As shown in the Table 3, MMed-Llama 3 demonstrate state-of-the-art performance on English benchmarks, specifically, we obtain 4.5%, 4.3% and 2.2% performance gain, respectively on MedQA, MedMCQA and PubMedQA. Similarly, on MMLU, our model can achieve the best performance on most results among the open-source LLMs, even surpassing the strong GPT-3.5 significantly, *e.g.*, 72.59 vs. 67.69.

Ablation Studies on Data Composition

We present an analysis on the effects of dataset construction process, as depicted in Table 4. Our ablation studies are carried out on MMedLM, MMedLM 2 and MMed-Llama 3 under the full fine-tuning setting, leveraging the InternLM, InternLM 2 and Llama 3 as base models. Overall, the results observed on the three models are mostly consistent, in the following, we will thus focus our discussion on MMed-Llama 3.

Here, we distinguish HQ-Data (High-Quality Data) and US-Data (Unspecified Source Data). HQ-Data includes content sourced from books and websites, which has undergone thorough human verification, whereas US-Data is derived from filtering medical-related content from a general corpus. The outcomes, detailed in

Table 3 | Multiple-choice accuracy evaluation on various English multiple-choice question-answering benchmarks. We report each model’s accuracy across various tasks separately, with “Avg.” denoting the mean score over nine tasks. Note that, for fairness, all the scores are based on basic generation settings without extra ensembling or prompting strategies, like Chain-of-Thought [20] or self-consistency [46]. Since all the English benchmarks share an official test set, we directly use the scores reported in their original papers for other models. For MedAlpaca, GPT-4, GPT-3.5 and Llama 3, their scores are based on Open Medical-LLM Leaderboard [34].

Method	Size	Year	MedQA	MedMCQA	PubMedQA	MMLU						Avg.
						CK	MG	An	PM	CB	CM	
Close-source Models												
GPT-3.5	-	2022.11	57.7	72.7	53.8	74.7	74.0	65.9	72.8	72.9	64.7	67.69
GPT-4	-	2023.03	85.8	72.3	70.0	90.2	94.0	84.4	94.5	93.8	83.2	85.36
Flan-PaLM	540B	2022.12	67.6	57.6	79.0	80.4	75.0	63.7	83.8	88.9	76.3	74.70
MedPaLM 2	-	2023.05	86.5	72.3	81.8	88.7	92.0	84.4	95.2	95.8	83.2	86.66
Open-source Models												
MedAlpaca	7B	2023.3	41.7	37.5	72.8	57.4	69.0	57.0	67.3	65.3	54.3	58.03
PMC-LLaMA	13B	2023.9	56.4	56.0	77.9	-	-	-	-	-	-	-
MEDITRON	7B	2023.11	57.2	59.2	74.4	64.6	59.9	49.3	55.4	53.8	44.8	57.62
Mistral	7B	2023.12	50.8	48.2	75.4	68.7	71.0	55.6	68.4	68.1	59.5	62.97
Gemma	7B	2024.2	47.2	49.0	76.2	69.8	70.0	59.3	66.2	79.9	60.1	64.19
BioMistral	7B	2024.2	50.6	48.1	77.5	59.9	64.0	56.5	60.4	59.0	54.7	58.97
Llama 3	8B	2024.4	60.9	50.7	73.0	72.1	76.0	63.0	77.2	79.9	64.2	68.56
MMed-Llama 3 (Ours)	8B	-	65.4	63.5	80.1	71.3	85.0	69.6	77.6	74.3	66.5	72.59

Table 4, reveal that equipping the model with comprehensive rationales results in an average multiple-choice accuracy increase of 4.06 points, elevating from 58.72 to 62.79. However, further auto-regressive training exclusively on the English segment of MMedC does not yield an overall accuracy improvement. We conjecture this is due to overfitting on English, leading to superior performance in English, but inferior results on other languages (check **Supplementary Material E** for more details). While expanding the auto-regressive training into the entire multilingual medical corpus, the problem can be largely alleviated, significantly improving the final results. This includes not only boosting the choice accuracy to 64.40, but also enhancing reasoning capabilities by 0.48 and 0.54 points respectively on BLEU-1 and ROUGE-1. Moreover, the inclusion of an automatically gathered US-Data facilitates an additional accuracy boost from 64.40 to 67.75, representing a significant increase of 3.35 points. Performance gains can also be observed in rationale ability, *i.e.*, 0.29 in BLEU-1 and 0.16 in ROUGE-1.

3 Discussion

In this section, we will first highlight the main empirical conclusions from our experimental results, followed by the potential impact of this work, and finally the existing limitations.

Experimental Results. From our experimental results we can draw the following critical conclusions.

First, auto-regressive training on MMedC is effective. As revealed in Table 1, All MMedLM, MMedLM 2 and MMed-Llama 3 demonstrated significant improvement over their original baseline models, namely, InternLM, InternLM 2 and Llama 3, underscoring the effectiveness of MMedC for providing targeted domain-specific knowledge. In addition, the observed performance boosts serve as an indication that the pre-training corpora of existing LLMs exhibit limitations when faced with multilingual medical contexts. Our findings reinforce the necessity of specialized corpora like MMedC to bridge these gaps.

Second, incorporating More Data is Generally Effective. While exploring how varying data sources affect the outcomes of language model performance, our findings, presented in Table 4, reveal that the inclusion of high-quality multilingual data (HQ-Data) can lead to significant performance improvements. Additionally, we observe that incorporating data filtered from general language corpus, despite its relatively lower quality compared to more explicitly medical-related sources, is also effective. This improvement underscores the value

Table 4 | Ablation study on MMedB. We reported all ACC, BLEU and Rouge score to give an overall knowledge of the effect of each step.

Method	English	Multilingual	HQ-Data	US-Data	QA	Answer	Rationale	ACC	BLEU-1	Rouge-1
MMedLM										
Baseline (InternLM)	✗	✗	✗	✗	✓		✗	43.33	/	/
Baseline (InternLM)	✗	✗	✗	✗	✓		✓	45.66	42.12	39.68
MMedLM _{en}	✓	✗	✓	✗	✓		✓	47.38	42.12	39.83
MMedLM _{ocr}	✓	✓	✓	✗	✓		✓	51.33	44.46	41.37
MMedLM	✓	✓	✓	✓	✓		✓	55.01	45.05	41.84
MMedLM 2										
Baseline (InternLM 2)	✗	✗	✗	✗	✓		✗	56.17	/	/
Baseline (InternLM 2)	✗	✗	✗	✗	✓		✓	58.59	46.52	42.86
MMedLM 2 _{en}	✓	✗	✓	✗	✓		✓	58.28	46.46	42.99
MMedLM 2 _{ocr}	✓	✓	✓	✗	✓		✓	64.43	47.95	44.57
MMedLM 2	✓	✓	✓	✓	✓		✓	67.30	48.81	45.29
MMed-Llama 3										
Baseline (Llama 3)	✗	✗	✗	✗	✓		✗	58.72	/	/
Baseline (Llama 3)	✗	✗	✗	✗	✓		✓	62.79	46.76	42.84
MMed-Llama 3 _{en}	✓	✗	✓	✗	✓		✓	61.39	46.45	42.59
MMed-Llama 3 _{ocr}	✓	✓	✓	✗	✓		✓	64.40	46.93	43.13
MMed-Llama 3	✓	✓	✓	✓	✓		✓	67.75	47.22	43.29

of integrating diverse data types within MMedC.

Third, incorporating rationale for fine-tuning is effective. While fine-tuning on MMedBench (trainset), we observed that, the integration of rationale data with multiple-choice prediction, can enhance performance on specific tasks. As shown by Table 4, combining correct answers with their rationales during the supervised fine-tuning phase not only enables LLMs to output rationale sentence, but also results in a noteworthy multiple choice accuracy improvement of 2.33% for InternLM, 2.42% for InternLM 2 and 4.07% for Llama 3 on the MMedBench (testset). This indicates that the two tasks are strongly correlated and reinforces the significance of training on multi-choice prediction and rationale tasks jointly.

Fourth, strong foundational LLMs improve the final results. On MMedBench, we also notice that stronger LLM backbones (commonly released later) generally improve the final results on multilingual medical QA. With the release of more advanced LLMs, their pre-training corpus has been expanded significantly, gradually encompassing more languages. Even though non-English languages constituted a small fraction of the total, the sheer volume of the overall corpus allowed the models to encounter a vast array of multilingual texts during training, significantly enhancing their multilingual capabilities, as seen with the comparison between Llama 2, Mistral and Llama 3, where the later models all performs much better than the former one. Such enhancement in general multilingual language abilities can also improve the performance after adaptation in medical domain (MMedLM vs. MMedLM 2 vs. MMed-Llama 3). This observation shows we should focus more on building up open-source datasets for medicine, that allows future works to better leverage the rapid improvement of general LLMs.

Research Impacts. Moreover, by initiating the development of multilingual medical LLMs, our work can promote the following critical research directions:

Promote General Medical Artificial Intelligence (GMAI) development. GMAI [28] commits to developing a multimodal AI model that can be directly applied to a wide range of healthcare scenarios, where LLMs are often used as a human-machine interface [29, 49, 44]. Replacing the English-centric LLM with a multilingual one enables to make good use of worldwide data source, thus expanding the available multimodal training

data, and improving the representation quality for other modalities.

Improve retrieval augmented generation. Hallucination is considered as a major problem with existing LLMs, especially for medical domain. One potential solution is to develop retrieval-augmented architectures [50, 51, 24]. The key motivation is that by retrieving facts from extra knowledge base, the generated outputs from LLMs can avoid most fatal fact error. However, until now, most efforts have been made in English, greatly limiting retrieval-augmented methods to leverage medical knowledge in other languages. Developing multilingual LLMs can benefit the retrieval process, greatly enriching the potential available knowledge base.

Clinical Impacts. Beyond research impacts, on clinical practice, open-source multilingual medical LLMs can also meet the following demands.

Ease the language barrier. In many healthcare systems, language barriers between patients and healthcare providers can hinder effective communication, leading to misunderstandings, misdiagnoses, and inadequate care, causing high-quality medical resources inaccessible for most people. Multilingual medical LLMs can facilitate real-time translation and interpretation, ensuring that patients can effectively communicate their symptoms and understand their diagnoses and treatment options.

Reduce the cultural and law sensitivity. Multilingual medical LLMs can also be trained to recognize and address cultural or law nuances and sensitivities for different countries in healthcare interactions. Understanding cultural backgrounds and law differences can significantly enhance the trust to medical LLMs, leading to better health outcomes.

Help medical education. These models can also be customized for education, especially in regions where there is a shortage of medical educators or resources. By providing educational materials and simulations in multiple languages, medical multilingual LLMs can help standardize medical training and ensure consistent quality of care worldwide.

Potential Limitations. While our work primarily focuses on constructing a multilingual medical corpus and enhancing the capabilities of LLMs for medicine across various languages, we encountered certain limitations.

First, given that a significant portion of our data is acquired through web crawling, it is inevitable that the corpus may contain inherent biases against certain underprivileged populations. This is a critical challenge in the development of medical Language Models (LLMs) as highlighted in previous research [32]. In the future, we will explore more stringent and comprehensive safety controls on potential bias.

Second, on explainability, although we strive to enhance the model with extra rationale capabilities, to help users to understand the final decisions. It remains under-explored on developing explainability for LLM architectures, like those utilized for convolutional blocks or MLPs [18].

Third, the languages in this dataset do not cover all the world population. In the future, we anticipate expanding to include more languages, for example, German and Arabic. Specifically, the common crawl datasets [8] comprise over 167 languages, with our filtering pipeline, we can efficiently extract medical-related terms by defining specific filtering seed words. In addition, in numerous languages, medical literature is available to support local medical education, and integrating these resources into our approach can further enrich the training corpus. Moreover, as general LLMs become increasingly robust, although they may not accurately answer medical questions across various languages, they can effectively rewrite reference sentences into alternative formats or translate them into other languages, tasks that are comparatively simpler. This capability can serve as an augmentation strategy to enhance data for extremely low-resource languages.

Lastly, considering the computational costs, our final model is in 8B scale, in the future, we will switch the training progress to a larger architecture with retrieval augmentation, which can potentially achieve better results, while alleviating hallucination issues.

4 Methodology

In this part, we provide details on our methodology. Specifically, in Section 4.1, we introduce the construction pipeline for MMedC. In Section 4.2, we describe the auto-regressive training procedure. In Section 4.3, we discuss the new multilingual medical benchmark, MMedBench, including its curation procedure, evaluation settings and metrics.

4.1 Large-scale Multilingual Medical Corpus

We herein develop a new large-scale multilingual medical corpus, **MMedC**, to help enrich LLMs with domain-specific medical knowledge across different languages. In detail, we explore four primary sources, *e.g.*, filtering medical-related content from general language corpus, medical textbooks, open-source medical websites and existing small-scale multilingual medical corpus. As a result, MMedC contains over **25B** tokens, covering **6 main languages**, *e.g.*, English, Chinese, Japanese, French, Russian, and Spanish. Next, we will introduce the data collection process from the four sources respectively.

Filtering Medical-related Content. The first way to obtain medical-related content is using heuristic algorithms for filtering. In the broader landscape of natural language processing, the general NLP community has amassed an extensive array of corpora, such as CommonCrawl, which captures billions of web pages monthly and has been operational for years. Despite that medical-related content only constitutes a small fraction of this colossal dataset, its sheer volume presents a valuable opportunity for creating a large-scale, medical-specific corpus with the application of sophisticated auto-filtering techniques.

Our methodology begins with the CulturaX dataset [30], a meticulously curated multilingual version of CommonCrawl, with 6.3 trillion tokens. We first introduce a **rule-based filtering** pipeline to sift through this dataset for medical content. This process involves the careful selection of 200 medically relevant terms per language, encompassing fields such as medicine, pharmacy, and medical biology. Given the space limitation in the paper, we will list all 1200 terms in our GitHub repositories. For sentences that utilize spaces for word separation, our approach includes word segmentation followed by keyword matching. Conversely, for sentences without clear word demarcation, we employ direct keyword matching. Utilizing the matching results, we establish two principal metrics:

Algorithm 1 Determining Medical-Related Text Samples

```

Input: Text  $T$ , Set of keywords  $K$ , Language type  $Lang$ 
Output: True or False
Define  $T_C$  as threshold for  $MKC$  and  $T_D$  for  $DENS$ 
if  $Lang = \text{"Space Delimited"}$  then                                ▷ Split text into words first for space delimited languages
    Segment  $T$  into words based on spaces
end if
Initialize  $K_U = \emptyset$ 
Initialize total keyword length  $L \leftarrow 0$ 
for each word  $t$  in  $T$  do
    if  $t \in K$  then
        Increment  $L$  by  $len(t)$ 
        if  $t \notin K_U$  then
            Add  $t$  to  $K_U$ 
        end if
    end if
end for
Calculate  $MKC$  and  $DENS$ 
if  $MKC > T_C$  and  $DENS > T_D$  then
    return True                                                    ▷ Text is considered medical-related
else
    return False                                                    ▷ Text is not considered medical-related
end if

```

Medical keyword count quantifies the number of unique medical keywords in the texts. Let K be the set of a priori keywords representing medical terms of interest, and let T denote the entire text corpus under analysis. The set of unique keywords appearing in the text can be formulated as $K_U = \{k \mid k \in T \wedge k \in K\}$. The Medical Keyword Count (MKC) is then defined as $MKC = |K_U|$, where $|\cdot|$ denotes the cardinality of the set.

Keyword density measures the proportion of text occupied by medical keywords relative to the total text

length. This metric is instrumental in identifying texts that, despite their length, only incidentally include medical terms. Let $len(T)$ denote the total number of characters in the text T , and $occ(t, T)$ denote the occurrence times of word t in T . The keyword density, denoted as D , can be formulated as:

$$D = \frac{\sum_{k \in K} len(k) \cdot occ(k, T)}{len(T)}$$

With the two metrics, we simply set a threshold bar to filter each sentence. To control the filtering quality, we randomly sampled 100 sentences per language, and on average, 98 sentences are manually checked as medical-related. The final threshold and filtering ratios are detailed in **Supplementary Material C**.

Medical Textbooks. In addition to filtering the general language corpus, we also collect dozens of medical textbooks, that represent a rich repository of extensive medical knowledge, underscored by a rigorous publication process that ensures content quality. We have curated a collection exceeding 20,000 books, in line with the methodology outlined in PMC-LLaMA [48]. To extract texts from the books, we adopted Optical Character Recognition (OCR) models, specifically, we used the PaddleOCR tool for its proficiency in handling multiple languages. The OCR process generates a list detailing the coordinates and content of each text box, which is then organized in a left-to-right and top-to-bottom order. Furthermore, to ensure a focus on medical content, we excluded non-essential pages, such as covers, tables of contents, and epilogues, identifying them by their page numbers for removal. Quantitatively, we finally collect 4B tokens for English, 1.1B tokens for Chinese, 0.4B tokens for Russian and 0.3B tokens for French.

Medical Websites. Considering that filtering-based data are based on CommonCrawl, which is randomly scratched and untraceable, to avoid missing some important medical knowledge websites, we further crawled a number medical-related websites as compensatory. We focus on three types of websites. *Firstly*, we target medical encyclopedias, which offer detailed information on diseases and drugs. While this data is of exceptional quality, it is often limited in quantity and subject to stringent access controls. *Secondly*, we source content from medical consultation platforms and popular science articles about medicine. These sources, though less technical, provide a wealth of knowledge on medical common sense. *Lastly*, we expand our data collection to include medical news websites, which allow us to gather a larger volume of unrestricted data and incorporate timely information into our model. This strategy enhanced the model’s ability to understand and respond to current medical events and trends. Collecting data from these varied websites, we compile a comprehensive and diverse medical corpus, encompassing in-depth professional medical knowledge as well as a broad spectrum of general medical information and up-to-date industry insights. The detailed websites are listed and as a result, we get 0.1B tokens for Japanese, 0.05B tokens for Spanish, and 0.1M tokens for French.

Existing Small-scale Multilingual Medical Corpus. Apart from the above newly collected data, we also leverage many existing open-source corpus. Specifically, we utilized the following three datasets: Wikipedia [10], Baidu Baike [3], and UFAL Medical Corpus [14]. For Wikipedia and Baidu Baike, we employ the same filtering methodology mentioned before to extract the medical domain corpus, while for UFAL, a medical corpus designed for translation tasks, we use it directly.

4.2 Auto-regressive Training on MMedC

Once constructed MMedC, we further pre-train the existing LLMs on it in an auto-regressive manner. We adopt loss for the next token prediction as used in GPT [1]. Specifically, we treat medical text as a sequence of tokens, denoted as $X = \{x_1, x_2, \dots, x_N\}$, where each x_i is a text token and N represents the total length of the sequence. For a token x_i to be predicted, the optimization objective is:

$$L(\phi) = - \sum \log(\Phi(x_i | x_{<i})) \quad (1)$$

4.3 Comprehensive Multilingual Medical Benchmark

In addition to the multilingual datasets for training, we also collect a comprehensive Multilingual Medical Benchmark, spanning 6 principal languages, namely **MMedBench**, to conduct a thorough evaluation of a model’s performance in the medical domain across diverse languages. Specifically, we started by collecting

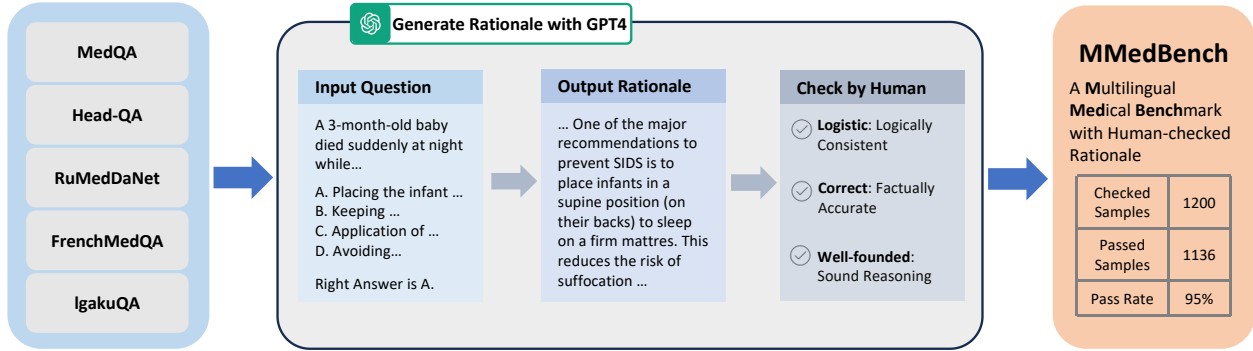


Figure 5 | The pipeline of MMedBench construction. Firstly multi-choice QA pairs from various languages are collected from 5 QA datasets. Then corresponding rationale is generated with the help of GPT4. The rationale of testset is further checked by humans to ensure its quality.

existing medical question-answering (QA) benchmarks for each language, and expand these multi-choice QA with corresponding explanations using GPT-4, followed by strict human verification to ensure the correctness of contents.

Multilingual Medical QA Dataset. Evaluating the performance of Large Language Models (LLMs) has conventionally relied on the utilization of multiple-choice questions. This evaluation framework presents the question and its corresponding options to the model, which is then expected to identify the correct answer’s index. Accuracy serves as the primary quantitative metric in this method, providing a direct and objective measure of the performance. Despite its efficacy, the prevalent medical multi-choice QA benchmarks are exclusively monolingual, thus falling short of adequately assessing LLMs’ capabilities across diverse languages. To address this deficiency and foster a more inclusive evaluation landscape, our approach involves the aggregation of various medical multi-choice QA datasets from multiple languages. This initiative aims to compile a comprehensive benchmark that reflects the multilingual realities of the medical field. The following benchmarks are considered:

- **MedQA** [16] is a collection of medical multiple-choice questions (each with four answer options) based on the USMLE examination. It encompasses data in three languages: English, Simplified Chinese, and Traditional Chinese. For our evaluation, we exclusively utilize the English and Simplified Chinese sections. The data is partitioned by official guidelines.
- **IgakuQA** [19] is a Japanese medical multi-choice question dataset, which comes from Japanese medical licensing examinations from the past five years (2018-2022). Since there is no official data division, we randomly divide the data and get 1,590 training samples, 199 validation samples, and 199 test samples.
- **FrenchMedMCQA** [22] is a French medical multi-choice question dataset, which comes from real exams of the French medical specialization diploma in pharmacy. The data is divided according to the official release.
- **RuMedDaNet** [4] is a Russian medical judgment question dataset, which we process into a binary-choice question format. The data is divided according to the official way.
- **Head-QA** [45] is a Spanish multiple-choice question dataset. Questions come from exams to access a specialized position in the Spanish healthcare system. The data is divided according to the official way.

As a result, we collect 53566 QA pairs in total, for those without an official definition of train-test sets, we split them in 8:1:1 for training, validating, and testing respectively, resulting in 45048 pairs for training and 8518 for testing.

Rationale Generation. While the accuracy of multi-choice question answering is a straightforward and accurate metric, it fails to evaluate the reasoning and long sentence generation abilities of LLMs, which is critical for clinical usage. Therefore, we further augment each question with a justification for selecting the correct option. At evaluation phase, we prompt the model to articulate the rationale behind its choice, thereby

offering insights into the model’s reasoning capabilities, as shown by Figure 5.

In detail, given GPT-4’s demonstrated capability to outperform human experts by providing detailed explanations in Chain of Thought (CoT) experiments [21], we utilize GPT-4 to generate rationales for our dataset. To guarantee the quality of these explanations, we subsequently perform human verification. Specifically, we input the question, the options, and the correct choice into GPT-4, instructing it to generate a detailed rationale for selecting a particular option. The instructions are as follows, where “{language}” will be replaced by a certain language name, like Chinese or French, in a certain case:

You’re a {language} doctor. Analyze the reasons for choosing this particular option in 100 words for the following question in {language}.

Following the rationale generation by GPT-4, we conducted manual review to assess their quality. Our evaluation criteria are two-fold: **firstly**, the explanation provided by GPT-4 had to be consistent with the established correct answer for the question; **secondly**, it’s required to articulate the logic underpinning the answer, rather than merely replicating it. Note that, considering the cost of human checks, this will only be performed on part of our test set. Specifically, we randomly selected 200 samples from the former test split for each language to form a new rationale split. Then we shuffled and distributed among three annotators for manual verification. Annotators were tasked with categorizing each rationale as either qualified or unqualified based on the aforementioned criteria. Remarkably, we observed that 94.7% of the rationales generated by GPT-4 adhered to our standards, underscoring the high quality of the explanations. During the final evaluation phase, the calculation of rationale similarity was exclusively applied to these human-verified passed samples. Finally, we get 1136 human-checked samples for rationale evaluation and compensate the former split 45048 training QA pairs with auto-generated rationale sentences. Given a language model, it can use our training set to further fine-tune and then be evaluated or directly evaluated on the rationale and choice testing sets.

Topic Classification. Subsequently, we explore the thematic distribution of the samples. For this purpose, we employ GPT-4 to categorize the topics within the test set. The instructions provided to GPT-4 for topic classification are outlined as follows, where similarly, “{language}” will be replaced by a certain language name.:

You’re a {language} doctor, choose one subject out of {medical_subjects_string}, which is most relevant to the following question.

At times, GPT-4 may yield ambiguous classification outcomes, such as those not aligning with predefined medical subjects. In these instances, we prompt GPT-4 to try the classification up to four times. Should it fail to produce a categorization that adheres to our criteria, we assign the sample’s category as ‘None’. Given the rarity of such occurrences, their impact on the overall statistics is minimal.

Evaluation Settings. To comprehensively assess the model’s performance, we tested it in three different evaluation settings: **zero-shot**, **parameter efficient fine-tuning (PEFT)**, and **full fine-tuning**. For the **zero-shot** setting, we directly test off-the-shelf LLMs with proper instruction, without any further exposure to the training part of MMedBench. In addition to zero-shot, to better evaluate the performance differences between models, we also try to fine-tune and then test the open-source models. There are two mainly used fine-tuning approaches: **parameter efficient fine-tuning (PEFT)**, and **full fine-tuning**. In the former case, only a small subset of the model’s parameters are trainable, representing the performance in a low computing resource available scenario. We adopt the most representative PEFT method LoRA [13] here. In the latter case, all parameters will be fine-tuned which is a more conventional practice.

Next, we will introduce the **baseline LLMs** considered in our work for comparison:

- **GPT-4 [1]**, a groundbreaking **multilingual** large language model developed by OpenAI, stands as one of the most sophisticated LLMs to date. Due to the confidentiality of data and model details, it is uncertain for its detailed model scale. Though GPT-4 does not emphasize it is a multilingual LLM, its **multilingual** ability is still superior. Given that it is only accessible through API, we evaluate it in a zero-shot manner with proper instruction (Check **Supplementary Material A** for more details).

- **GPT-4 (5-shot, CoT)** uses in context learning [5] and chain-of-thought [20] to further improve the performance of GPT-4, which represents the highest performance currently achievable. For implementation, we follow prompts used in MedPrompt[31]. Notice that, despite this approach can enhance the performance of different LLMs, it will take up more tokens and result in additional costs.
- **GPT-3.5 [33]** is also developed by OpenAI. Similarly to GPT-4, it is unknown for detailed model sizes or training data composition and never claims whether it is a multilingual or monolingual LLM but it also performs well for **multilingual** input. As the predecessor to GPT-4, it continues to exhibit robust performance for everyday applications and remains extensively utilized. We assess GPT-3.5 using the same API-based methodology as applied to GPT-4.
- **Flan-PaLM [38] and MedPaLM 2 [39]**, is two close-source **multilingual** biomedical LLMs developed by Google. They demonstrate strong performance in medical English multiple-choice question answering. However, since it provides neither model weights nor access API function, we can only compare with them on the widely-used English benchmarks. A famous variant of Flan-PaLM is MedPaLM [38], while, in the original paper, the multiple-choice question answering accuracy of MedPaLM is not reported. Thus, here we can only compare with Flan-PaLM.
- **Gemini-1.0 pro [40]** is the latest general multimodal foundation model developed by Google. Though it is targeted at multimodal scenarios, as reported in the original paper, its language ability even surpasses Google’s former LLM, PaLM 2 [2]. Similar to GPT series, its detailed scale and whether it is specifically targeted to multilingual or monolingual scenarios are not released. However, in our testing, it responds well for **multilingual** input.
- **BLOOM [37]**, an early open-source, **multilingual** LLM family, undergoes pre-training with a diverse range of language corpora. We select the 7B parameter variant for our studies, employing a fine-tuning evaluation approach.
- **MedAlpaca [11]** is a specialized open-source **monolingual** medical LLM, further fine-tuned on a LLaMA using a dataset of over 160,000 English medical entries.
- **ChatDoctor [25]** is a **monolingual** medical LLM based on LLaMA and further fine-tuned, leverages 100,000 real-world patient-doctor dialogues in English, marking it as a distinct medical LLM. We employ the 7B parameter model, applying a fine-tuning evaluation framework.
- **PMC-LLaMA [48]** presents another open-source **monolingual** medical-specific LLM, pre-trained exclusively on English medical literature, including papers and books. We utilize the 7B parameter version for evaluation.
- **Llama 2 and Llama 3 [43]**, Llama series is a series of open-source LLMs developed by Meta. Llama 2 is the previous generation LLM in the series and Llama 3 is the latest one. Llama models are acknowledged as among the most powerful open-source monolingual LLMs for English within the same timeframe. While primarily trained for English, these models’ vocabulary encompasses tokens for other languages as well. Given their substantial pre-training data, which may include samples from other languages, Llama models can also exhibit promising performance in multilingual scenarios. We engage the 7B parameter model for both Llama 2 and Llama 3 in our evaluation process.
- **Mistral 7B [15]**, released in October 2023, is an innovative open-source **monolingual** LLM that claims superiority over Llama 2 13B across all assessed benchmarks. We adopt a fine-tuning evaluation methodology for this model.
- **InternLM and InternLM 2 [42]**, developed by Shanghai AI Lab, are among the leading open-source **multilingual** LLMs. InternLM was released in July 2023 and InternLM 2 was released in February 2024. For both models, we select the 7B parameter variant and implement a fine-tuning evaluation strategy.
- **MEDITRON [6]**, released in November 2023 is an open-source **monolingual** biomedical LLM leveraging extra 45B English tokens for further pre-training the general LLM Llama 2. It has two scaling versions, *i.e.*, 7B and 70B and for fair comparison with others, we mainly adopt the 7B version.
- **BioMistral [23]**, released in February 2024, is an open-source **multilingual** biomedical LLM based on Mistral. It is concurrent with ours and is also targeted at the multilingual biomedical domain. We compare with it as a strong baseline.

- **Gemma** [41], released in March 2024, is an open-source **monolingual** LLM developed by Google DeepMind, targeting in English. It demonstrates strong performance across academic benchmarks for language understanding, reasoning, and safety. It has two versions, *i.e.*, 2B and 7B scales. Similarly, for a fair comparison, we adopt the 7B one herein.

We have concluded more detailed information for each model in **Supplementary Material B**.

Metrics and Human Rating. In this part we will introduce the **evaluation metrics and human rating criteria** used in our work. To evaluate the performance of LLMs, we employ two metrics: Accuracy and Rationale Similarity. Measuring Accuracy is straightforward, as the LLM can generate outputs following a specific template. However, assessing Rationale Similarity presents a more complex challenge, typical within the NLP domain. Initially, we applied three classical text similarity methods, BLEU [36] and ROUGE [26], and Bert-score [52].

BLEU quantifies the match between a model’s output and that of a reference, focusing on the precision of n-grams. The BLEU is calculated as follows:

$$\text{BLEU} = \text{BP} \cdot \exp \left(\sum_{n=1}^N w_n \log P_n \right) \quad (2)$$

where P_n is the precision of n-grams, w_n is the weight for each n-gram size, BP is the brevity penalty. N typically equals 4 in most applications. To BLEU – n , the evaluation focuses only on n-grams of that specific length, by setting $w_n = 1$ for a particular n and setting all other weights to 0. In the standard BLEU calculation, a weighted average of BLEU-1 through BLEU-4 scores is used, with each component typically having equal weight ($w_1 = w_2 = w_3 = w_4 = 0.25$).

ROUGE is a metric that also focuses on n-grams but uniquely incorporates both Recall and Precision in its calculation. ROUGE is computed as follows:

$$\text{ROUGE} = \frac{2 \times P_n \times R_n}{P_n + R_n} \quad (3)$$

where P and R represent Precision and Recall, respectively. Note that ROUGE-N emphasizes the Precision and Recall of n-grams, whereas ROUGE-L calculates the Precision and Recall based on the longest common subsequence (LCS).

BERT-score utilizes the contextual embedding from a pre-trained BERT to capture high-level semantic features, calculating the similarity between reference and candidate texts through cosine similarity. The Recall is calculated as follows:

$$R = \frac{\sum_{x_i \in x} \text{idf}(x_i) \max_{\hat{x}_j \in \hat{x}} \mathbf{x}_i^\top \hat{\mathbf{x}}_j}{\sum_{x_i \in x} \text{idf}(x_i)} \quad (4)$$

where idf denotes inverse document frequency, enhancing the metric’s sensitivity to rare but significant words. Here, x_i and $\hat{\mathbf{x}}_j$ represent the embeddings of the i th token in the candidate text and the j th token in the reference text, respectively. Precision is computed similarly, and the F1 score is subsequently derived. In this paper, we employ a pre-trained multilingual BERT model to extract features without conducting baseline rescaling.

Relative Rating scores aim to rank the output based on relative comparison. In detail, we select 6 representative models and sample 50 cases for each language. In human rating, for each case, question, options, right answer and rationale generated by each model are present to annotators, along with the reference rationale. The annotators are asked to rank the model-generated rationales based on the following three evaluation criteria:

- **Accuracy.** The model’s ability to correctly select the answer.
- **Reasoning Ability.** The model’s capacity to demonstrate logical reasoning in making its selection. The model should go beyond merely repeating the question or options, supporting its choice with reasonable reasoning.

- **Integration of Internal Knowledge.** The model needs to effectively blend and utilize its internal knowledge base, providing relevant and persuasive factual evidence to support its answer.

Considering that GPT-4 has achieved near-human performance in many aspects, we use GPT-4 to rank the models in the same way with carefully set instructions following [53]. Similarly, for BLEU scores, we can also rank model by comparing the absolute metrics.

Then, for all ranking results, *i.e.*, human rating, BLEU score rating and GPT-4 rating, the scores are quantitatively assigned with the ranking level reversely, for example, the top rank reviving a score of 6, and the bottom rank a score of 1, thereby quantifying each model’s output quality relatively.

4.4 English Benchmark Evaluation

Here, we describe how we compare the performance of our model on English with other existing models.

In assessing the capabilities of large language models in medical field, we utilize 4 widely recognized multiple-choice question-answering benchmarks, as follows :

- **MedQA [17]** is the same as we introduced in MMedBench. It is a widely used and highly credible benchmark for assessing the medical ability of models. Thus we re-use it in English-wise evaluation.
- **PubMedQA [17]** is an **English** question-answering medical dataset based on PubMed abstracts. The task of PubMedQA is to answer research questions with yes/no/maybe, which can also be viewed as a close-domain multiple-choice question-answering problem. Officially, it is split into three subsets: 1K manually labeled pairs (PQA-L), 61.2K unlabeled pairs (PQA-U), and 211.3K artificially generated pairs (PQA-A). Following former existing works [9], we also adopt PQA-L as the test set so that our results can be compared with others directly.
- **MedMCQA [35]** is a large-scale **English** multiple-choice question-answering samples. MedMCQA has more than 194k high-quality AIIMS & NEET PG entrance exam multiple-choice questions covering 2.4k healthcare topics and 21 medical subjects are collected with an average token length of 12.77 and high topical diversity. The official train split contains 182,822 questions, and the test split contains 4183 questions. Each question has 4 choices. We adopt the official test split to evaluate our model.
- **MMLU-Medicine [12]** is an **English** comprehensive large-scale exam questions spanning 57 subjects, aiming to assess the ability of language models across different domains. Following MedPALM 2 [39], we adopt the 6 subjects related to medicine, *i.e.*, anatomy (An), clinical knowledge (CK), college biology (CB), college medicine (CM), professional medicine (PM) and medical genetics (MG), featuring 1,089 questions. We adopt the official split of MMLU for testing.

In English, LLMs may use the mixture of supervised data to further align the model with human semantic instructions after pre-training, commonly referred to as instruction tuning [7, 27, 47]. This setup is similar to fine-tuning, but the difference is that instruction tuning often involves designing semantic instructions to aggregate a large number of tasks, rather than just considering a few downstream tasks to be tested. Different LLMs may use different dataset collections for instruction tuning. Thus in English benchmarks it is hard to control the data, like that we perform in the fine-tuning setting on MMedBench, instead, models are compared directly on the unexposed testing set regardless of what tuning data they used. In our case, to enable a fair comparison with existing models, we incorporate an off-the-shelf English instruction fine-tuning dataset (from PMC-LLaMA [48]) into MMed-Llama 3 finetuning.

4.5 Implementation Details

In this section, we delve into the specifics of auto-regressive training and fine-tuning. We conduct all our experiments using PyTorch framework and **Transformers** python package.

Auto-regressive Training. During further auto-regressive training on MMedC, our optimization objective aligns with that of the auto-regressive generation task. For data processing, we segment the text into chunks, each comprising 2048 tokens, with an overlapping margin of 512 tokens. Throughout the training, we maintain a maximum context length of 2048 tokens. Owing to the model’s extensive parameter count, which precludes

fitting on a single GPU, we employ the Fully Sharded Data Parallel (FSDP) strategy to distribute the model across multiple GPUs. Additionally, we utilize the BF16 data type and gradient checkpointing techniques to optimize memory usage. For InternLM, we establish a global batch size of 512 and a learning rate of $2e-5$. In the case of BLOOM, we set the global batch size to 512 and a learning rate of $8e-6$. We pre-train both models on eight A100 GPUs, adapting gradient accumulation steps to sustain such a large global batch size. We train the 7B model for 20k iterations, which takes about 20 Days.

Fine-tuning. During the fine-tuning process, our optimization objective remains consistent with the auto-regressive training phase. We set the maximum sequence length to 2048, padding each batch to match the longest sequence in that batch. For full-model fine-tuning, we utilized Fully Sharded Data Parallel (FSDP), BF16 data type, and gradient checkpointing technology. We set the global batch size to 128 and the learning rate to $1e-6$. For LoRA, we use the default recommended rank 16 with the similar training setting as full fine-tuning.

5 Conclusion

In this paper, we describe an automatic pipeline for building up a new multilingual medical corpus together with a new benchmark. Specifically, we developed MMedC, a large-scale medical corpus with 25.5B tokens covering six main languages, and MMedBench, a comprehensive benchmark encompassing 6 primary languages. To monitor the development progress of medical multilingual LLMs, we have evaluated eleven existing LLMs on multi-choice question-answering and rationale generation abilities under various settings. Experimentally, we demonstrate the effectiveness of further training on MMedC, significantly filling the gap in adapting advanced general multilingual LLMs into complex and professional medical domain. As a result, we open-source the MMed-Llama 3, which to our knowledge, denotes the first, and strongest multilingual language model for medicine, also demonstrating impressive performance in various English benchmarks.

6 Data Availability

Source data are provided in this paper. MMedC Dataset is released in <https://huggingface.co/datasets/Henrychur/MMedC> with *CC BY-NC-SA* license. MMedBench Benchmark Data is released in <https://huggingface.co/datasets/Henrychur/MMedBench> with *CC BY-NC-SA* license. MMedBench Leaderboard can be found in <https://henrychur.github.io/MultilingualMedQA/>.

7 Code Availability

source code of this paper is released in <https://github.com/MAGIC-AI4Med/MMedLM> with *CC BY-SA* license. MMedLM model weights can be found in <https://huggingface.co/Henrychur/MMedLM> and MMedLM 2 model weights is in <https://huggingface.co/Henrychur/MMedLM2> all with Apache-2.0 license¹, the same as the base InternLM-series. MMed-Llama 3 can be found in <https://huggingface.co/Henrychur/MMed-Llama-3-8B> and the English-wise instruction-tuned model can be found in <https://huggingface.co/Henrychur/MMed-Llama-3-8B-EnIns> with the Llama 3 community license²

References

- [1] Josh Achiam, Steven Adler, Sandhini Agarwal, Lama Ahmad, Ilge Akkaya, Florencia Leoni Aleman, Diogo Almeida, Janko Altschmidt, Sam Altman, Shyamal Anadkat, et al. Gpt-4 technical report. *ArXiv*, abs/2303.08774, 2023.
- [2] Rohan Anil et al. Palm 2 technical report. *ArXiv*, abs/2305.10403, 2023.
- [3] BIT-ENGd. baidu_baike. https://github.com/BIT-ENGd/baidu_baike, Accessed: Apr. 2024.
- [4] Pavel Blinov, Arina Reshetnikova, Aleksandr Nesterov, Galina Zubkova, and Vladimir Kokh. Rumedbench: A russian medical language understanding benchmark. *ArXiv*, abs/2201.06499, 2022.

¹<https://www.apache.org/licenses/LICENSE-2.0>

²<https://huggingface.co/meta-llama/Meta-Llama-3-8B/blob/main/LICENSE>

- [5] Tom Brown, Benjamin Mann, Nick Ryder, Melanie Subbiah, Jared D Kaplan, Prafulla Dhariwal, Arvind Neelakantan, Pranav Shyam, Girish Sastry, Amanda Askell, Sandhini Agarwal, Ariel Herbert-Voss, Gretchen Krueger, Tom Henighan, Rewon Child, Aditya Ramesh, Daniel Ziegler, Jeffrey Wu, Clemens Winter, Chris Hesse, Mark Chen, Eric Sigler, Mateusz Litwin, Scott Gray, Benjamin Chess, Jack Clark, Christopher Berner, Sam McCandlish, Alec Radford, Ilya Sutskever, and Dario Amodei. Language models are few-shot learners. In H. Larochelle, M. Ranzato, R. Hadsell, M.F. Balcan, and H. Lin, editors, *Advances in Neural Information Processing Systems*, volume 33, pages 1877–1901. Curran Associates, Inc., 2020.
- [6] Zeming Chen, Alejandro Hernández Cano, Angelika Romanou, Antoine Bonnet, Kyle Matoba, Francesco Salvi, Matteo Pagliardini, Simin Fan, Andreas Köpf, Amirkeivan Mohtashami, et al. Meditron-70b: Scaling medical pretraining for large language models. *ArXiv*, abs/2311.16079, 2023.
- [7] Hyung Won Chung, Le Hou, Shayne Longpre, Barret Zoph, Yi Tay, William Fedus, Yunxuan Li, Xuezhi Wang, Mostafa Dehghani, Siddhartha Brahma, et al. Scaling instruction-finetuned language models. *Journal of Machine Learning Research*, 25(70):1–53, 2024.
- [8] Common Crawl. Common crawl maintains a free, open repository of web crawl data that can be used by anyone. <https://commoncrawl.org/>, Accessed: Apr. 2024.
- [9] Shizhe Diao, Rui Pan, Hanze Dong, Ka Shun Shum, Jipeng Zhang, Wei Xiong, and Tong Zhang. Lmflow: An extensible toolkit for finetuning and inference of large foundation models. *ArXiv*, abs/2306.12420, 2023.
- [10] Wikimedia Foundation. Wikimedia downloads. <https://dumps.wikimedia.org>, Accessed: May. 2024.
- [11] Tianyu Han, Lisa C Adams, Jens-Michalis Papaioannou, Paul Grundmann, Tom Oberhauser, Alexander Löser, Daniel Truhn, and Keno K Bressen. Medalpaca—an open-source collection of medical conversational ai models and training data. *ArXiv*, abs/2304.08247, 2023.
- [12] Dan Hendrycks, Collin Burns, Steven Basart, Andy Zou, Mantas Mazeika, Dawn Song, and Jacob Steinhardt. Measuring massive multitask language understanding. *ArXiv*, abs/2009.03300, 2020.
- [13] Edward J Hu, Yelong Shen, Phillip Wallis, Zeyuan Allen-Zhu, Yuanzhi Li, Shean Wang, Lu Wang, and Weizhu Chen. LoRA: Low-rank adaptation of large language models. In *International Conference on Learning Representations*, 2022.
- [14] Institute of Formal and Applied Linguistics. Ufal medical corpus. https://ufal.mff.cuni.cz/ufal_medical_corpus, Accessed: Nov. 2024.
- [15] Albert Q. Jiang, Alexandre Sablayrolles, Arthur Mensch, Chris Bamford, Devendra Singh Chaplot, Diego de las Casas, Florian Bressand, Gianna Lengyel, Guillaume Lample, Lucile Saulnier, Léo Renard Lavaud, Marie-Anne Lachaux, Pierre Stock, Teven Le Scao, Thibaut Lavril, Thomas Wang, Timothée Lacroix, and William El Sayed. Mistral 7b. *ArXiv*, abs/2310.06825, 2023.
- [16] Di Jin, Eileen Pan, Nassim Oufattole, Wei-Hung Weng, Hanyi Fang, and Peter Szolovits. What disease does this patient have? a large-scale open domain question answering dataset from medical exams. *arXiv preprint arXiv:2009.13081*, 2020.
- [17] Qiao Jin, Bhuvan Dhingra, Zhengping Liu, William W. Cohen, and Xinghua Lu. Pubmedqa: A dataset for biomedical research question answering. In *Conference on Empirical Methods in Natural Language Processing*, 2019.
- [18] Dan W Joyce, Andrey Kormilitzin, Katharine A Smith, and Andrea Cipriani. Explainable artificial intelligence for mental health through transparency and interpretability for understandability. *npj Digital Medicine*, 6(1):6, 2023.
- [19] Jungo Kasai, Yuhei Kasai, Keisuke Sakaguchi, Yutaro Yamada, and Dragomir Radev. Evaluating GPT-4 and ChatGPT on Japanese medical licensing examinations. *ArXiv*, abs/2303.18027, 2023.
- [20] Seungone Kim, Se Joo, Doyoung Kim, Joel Jang, Seonghyeon Ye, Jamin Shin, and Minjoon Seo. The cot collection: Improving zero-shot and few-shot learning of language models via chain-of-thought fine-tuning. In *Proceedings of the 2023 Conference on Empirical Methods in Natural Language Processing*, pages 12685–12708, 2023.

- [21] Tiffany H Kung, Morgan Cheatham, Arielle Medenilla, Czarina Sillos, Lorie De Leon, Camille Elepaño, Maria Madriaga, Rimel Aggabao, Giezel Diaz-Candido, James Maningo, et al. Performance of chatgpt on usmle: Potential for ai-assisted medical education using large language models. *PLoS digital health*, 2(2):e0000198, 2023.
- [22] Yanis Labrak, Adrien Bazoge, Richard Dufour, Mickael Rouvier, Emmanuel Morin, Béatrice Daille, and Pierre-Antoine Gourraud. Frenchmedmcqa: A french multiple-choice question answering dataset for medical domain. *ArXiv*, abs/2304.04280, 2023.
- [23] Yanis Labrak, Adrien Bazoge, Emmanuel Morin, Pierre-Antoine Gourraud, Mickael Rouvier, and Richard Dufour. Biomistral: A collection of open-source pretrained large language models for medical domains. *ArXiv*, abs/2402.10373, 2024.
- [24] Patrick Lewis, Ethan Perez, Aleksandara Piktus, Fabio Petroni, Vladimir Karpukhin, Naman Goyal, Heinrich Kuttler, Mike Lewis, Wen tau Yih, Tim Rocktäschel, Sebastian Riedel, and Douwe Kiela. Retrieval-augmented generation for knowledge-intensive nlp tasks. *ArXiv*, abs/2005.11401, 2020.
- [25] Yunxiang Li, Zihan Li, Kai Zhang, Ruilong Dan, Steve Jiang, and You Zhang. Chatdoctor: A medical chat model fine-tuned on a large language model meta-ai (llama) using medical domain knowledge. *Cureus*, 15(6), 2023.
- [26] Chin-Yew Lin. Rouge: A package for automatic evaluation of summaries. In *Text summarization branches out*, pages 74–81, 2004.
- [27] Shayne Longpre, Le Hou, Tu Vu, Albert Webson, Hyung Won Chung, Yi Tay, Denny Zhou, Quoc V Le, Barret Zoph, Jason Wei, et al. The flan collection: Designing data and methods for effective instruction tuning. In *International Conference on Machine Learning*, pages 22631–22648. PMLR, 2023.
- [28] Michael Moor, Oishi Banerjee, Zahra Shakeri Hossein Abad, Harlan M Krumholz, Jure Leskovec, Eric J Topol, and Pranav Rajpurkar. Foundation models for generalist medical artificial intelligence. *Nature*, 616(7956):259–265, 2023.
- [29] Michael Moor, Qian Huang, Shirley Wu, Michihiro Yasunaga, Cyril Zakka, Yash Dalmia, Eduardo Pontes Reis, Pranav Rajpurkar, and Jure Leskovec. Med-flamingo: A multimodal medical few-shot learner. *ArXiv*, abs/2307.15189, 2023.
- [30] Thuat Nguyen, Chien Van Nguyen, Viet Dac Lai, Hieu Man, Nghia Trung Ngo, Franck Dernoncourt, Ryan A. Rossi, and Thien Huu Nguyen. Culturax: A cleaned, enormous, and multilingual dataset for large language models in 167 languages. *ArXiv*, abs/2309.09400, 2023.
- [31] Harsha Nori, Yin Tat Lee, Sheng Zhang, Dean Carignan, Richard Edgar, Nicolo Fusi, Nicholas King, Jonathan Larson, Yuanzhi Li, Weishung Liu, et al. Can generalist foundation models outcompete special-purpose tuning? case study in medicine. *ArXiv*, abs/2311.16452, 2023.
- [32] Jesutofunmi A Omiye, Jenna C Lester, Simon Spichak, Veronica Rotemberg, and Roxana Daneshjou. Large language models propagate race-based medicine. *npj Digital Medicine*, 6(1):195, 2023.
- [33] OpenAI. Openai. introducing chatgpt. <https://openai.com/blog/chatgpt/>, Accessed: Dec. 2024.
- [34] Ankit Pal, Pasquale Minervini, Andreas Geert Motzfeldt, and Beatrice Alex. Open medical llm leaderboard. https://huggingface.co/spaces/openlifescienceai/open_medical_llm_leaderboard, Accessed: Apr. 2024.
- [35] Ankit Pal, Logesh Kumar Umapathi, and Malaikannan Sankarasubbu. Medmcqa: A large-scale multi-subject multi-choice dataset for medical domain question answering. In Gerardo Flores, George H Chen, Tom Pollard, Joyce C Ho, and Tristan Naumann, editors, *Proceedings of the Conference on Health, Inference, and Learning*, volume 174 of *Proceedings of Machine Learning Research*, pages 248–260. PMLR, 07–08 Apr 2022.
- [36] Kishore Papineni, Salim Roukos, Todd Ward, and Wei-Jing Zhu. Bleu: a method for automatic evaluation of machine translation. In Pierre Isabelle, Eugene Charniak, and Dekang Lin, editors, *Proceedings of the 40th Annual Meeting of the Association for Computational Linguistics*, pages 311–318, Philadelphia, Pennsylvania, USA, July 2002. Association for Computational Linguistics.
- [37] BigScienceWorkshop Scao et al. Bloom: A 176b-parameter open-access multilingual language model. Nov 2022.

- [38] K. Singhal, Shekoofeh Azizi, Tao Tu, Said Mahdavi, Jason Wei, Hyung Won Chung, Nathan Scales, Ajay Kumar Tanwani, Heather J. Cole-Lewis, Stephen J. Pfohl, P A Payne, Martin G. Seneviratne, Paul Gamble, Chris Kelly, Nathaneal Scharli, Aakanksha Chowdhery, P. A. Mansfield, Blaise Agüera y Arcas, Dale R. Webster, Greg S. Corrado, Yossi Matias, Katherine Hui-Ling Chou, Juraj Gottweis, Nenad Tomavs. ev, Yun Liu, Alvin Rajkomar, Joëlle K. Barral, Christopher Semturs, Alan Karthikesalingam, and Vivek Natarajan. Large language models encode clinical knowledge. *Nature*, 620:172 – 180, 2022.
- [39] Karan Singhal, Tao Tu, Juraj Gottweis, Rory Sayres, Ellery Wulczyn, Le Hou, Kevin Clark, Stephen Pfohl, Heather Cole-Lewis, Darlene Neal, et al. Towards expert-level medical question answering with large language models. *ArXiv*, abs/2305.09617, 2023.
- [40] Gemini Team. Gemini: A family of highly capable multimodal models. *ArXiv*, abs/2312.11805, 2023.
- [41] Gemma Team, Thomas Mesnard, Cassidy Hardin, Robert Dadashi, Surya Bhupatiraju, Shreya Pathak, Laurent Sifre, Morgane Rivière, Mihir Sanjay Kale, Juliette Love, et al. Gemma: Open models based on gemini research and technology. *ArXiv*, abs/2403.08295, 2024.
- [42] InternLM Team. Internlm: A multilingual language model with progressively enhanced capabilities. <https://github.com/InternLM/InternLM>, Accessed: Feb. 2024.
- [43] Hugo Touvron, Thibaut Lavril, Gautier Izacard, Xavier Martinet, Marie-Anne Lachaux, Timothée Lacroix, Baptiste Rozière, Naman Goyal, Eric Hambro, Faisal Azhar, et al. Llama: Open and efficient foundation language models. *ArXiv*, abs/2302.13971, 2023.
- [44] Tao Tu, Shekoofeh Azizi, Danny Driess, Mike Schaekermann, Mohamed Amin, Pi-Chuan Chang, Andrew Carroll, Chuck Lau, Ryutaro Tanno, Ira Ktena, Basil Mustafa, Aakanksha Chowdhery, Yun Liu, Simon Kornblith, David J. Fleet, P. A. Mansfield, Sushant Prakash, Renee C Wong, Sunny Virmani, Christopher Semturs, Seyedeh Sara Mahdavi, Bradley Green, Ewa Dominowska, Blaise Agüera y Arcas, Joëlle K. Barral, Dale R. Webster, Greg S Corrado, Yossi Matias, K. Singhal, Peter R. Florence, Alan Karthikesalingam, and Vivek Natarajan. Towards generalist biomedical ai. *ArXiv*, abs/2307.14334, 2023.
- [45] David Vilares and Carlos Gómez-Rodríguez. HEAD-QA: A healthcare dataset for complex reasoning. In *Proceedings of the 57th Annual Meeting of the Association for Computational Linguistics*, pages 960–966, Florence, Italy, July 2019. Association for Computational Linguistics.
- [46] Xuezhi Wang, Jason Wei, Dale Schuurmans, Quoc Le, Ed Chi, Sharan Narang, Aakanksha Chowdhery, and Denny Zhou. Self-consistency improves chain of thought reasoning in language models. *ArXiv*, abs/2203.11171, 2022.
- [47] Yizhong Wang, Swaroop Mishra, Pegah Alipoormolabashi, Yeganeh Kordi, Amirreza Mirzaei, Anjana Arunkumar, Arjun Ashok, Arut Selvan Dhanasekaran, Atharva Naik, David Stap, et al. Super-naturalinstructions: Generalization via declarative instructions on 1600+ nlp tasks. *ArXiv*, abs/2204.07705, 2022.
- [48] Chaoyi Wu, Weixiong Lin, Xiaoman Zhang, Ya Zhang, Weidi Xie, and Yanfeng Wang. Pmc-llama: toward building open-source language models for medicine. *Journal of the American Medical Informatics Association*, page ocae045, 2024.
- [49] Chaoyi Wu, Xiaoman Zhang, Ya Zhang, Yanfeng Wang, and Weidi Xie. Towards generalist foundation model for radiology. *ArXiv*, abs/2308.02463, 2023.
- [50] Cyril Zaka, Rohan Shad, Akash Chaurasia, Alex R. Dalal, Jennifer L. Kim, Michael Moor, Robyn Fong, Curran Phillips, Kevin Alexander, Euan Ashley, Jack Boyd, Kathleen Boyd, Karen Hirsch, Curt Langlotz, Rita Lee, Joanna Melia, Joanna Nelson, Karim Sallam, Stacey Tullis, Melissa Ann Vogelsong, John Patrick Cunningham, and William Hiesinger. Almanac — retrieval-augmented language models for clinical medicine. *NEJM AI*, 1(2):AIoa2300068, 2024.
- [51] Peitian Zhang, Shitao Xiao, Zheng Liu, Zhicheng Dou, and Jian-Yun Nie. Retrieve anything to augment large language models. *ArXiv*, abs/2310.07554, 2023.
- [52] Tianyi Zhang, Varsha Kishore, Felix Wu, Kilian Q Weinberger, and Yoav Artzi. Bertscore: Evaluating text generation with bert. In *International Conference on Learning Representations*, 2019.
- [53] Lianmin Zheng, Wei-Lin Chiang, Ying Sheng, Siyuan Zhuang, Zhanghao Wu, Yonghao Zhuang, Zi Lin, Zhuohan Li, Dacheng Li, Eric Xing, et al. Judging llm-as-a-judge with mt-bench and chatbot arena. *Advances in Neural Information Processing Systems*, 36, 2024.

8 Acknowledgement

This work is supported by the National Key R&D Program of China (No. 2022ZD0160702), STCSM (No. 22511106101, No. 18DZ2270700, No. 21DZ1100100), 111 plan (No. BP0719010), and State Key Laboratory of UHD Video and Audio Production and Presentation.

9 Author Contributions

All listed authors clearly meet the ICMJE 4 criteria. Specifically, Pengcheng Qiu, Chaoyi Wu, Xiaoman Zhang, Weixiong Lin, Haicheng Wang, Ya Zhang, Yanfeng Wang, and Weidi Xie all make contributions to the conception or design of the work, and Pengcheng Qiu, Chaoyi Wu further perform acquisition, analysis, or interpretation of data for the work. In writing, Pengcheng Qiu, Chaoyi Wu draft the work and Xiaoman Zhang, Weixiong Lin, Ya Zhang, Yanfeng Wang, Haicheng Wang and Weidi Xie review it critically for important intellectual content. All authors approve of the version to be published and agree to be accountable for all aspects of the work in ensuring that questions related to the accuracy or integrity of any part of the work are appropriately investigated and resolved. Pengcheng Qiu and Chaoyi Wu contribute equally to the work and Weidi Xie is the corresponding author.

10 Competing Interests

The authors declare no competing interests.

A Used Prompts

In this section, we introduce the prompts used in our methodology and experiments.

A.0.1 Zero-shot prompt

For models such as GPT-3.5 and GPT-4, we employ specific instructions to steer the model’s response to questions. To prompt the model for a straightforward correct answer, we use the following directive:

You’re a {language} doctor, make a choice based on the question and options. You need to answer the letter of the option instead of answering the entire option or anything else. Options may not be unique.

When we aim for the model to provide not just the correct answer but also its corresponding rationale, we utilize a different instruction:

You’re a {language} doctor, make a choice based on the question and options in {language}. You should solve this step-by-step. You must first give the reason in {language} for your choice ends with '[End]'. Then you must give the answer’s letter directly again. The template is like 'Reason:... [End] Answer: A, B'

A.0.2 Fine-tuning Prompts

Similar to the prompting technique employed in GPT models, we utilize two distinct types of prompt instructions in our fine-tuning setting so that models can understand whether to output long rationale sentences or not, avoiding confusion when training on the mixture of rationale and multiple-choice data. In detail, for multiple-choice answering, we apply the following prompt:

You’re a {language} doctor, kindly address the medical queries according to the patient’s account. Answer with the best option directly.

In contrast, to obtain an answer accompanied by its corresponding rationale, we use a more detailed prompt:

You’re a {language} doctor, kindly address the medical queries according to the patient’s account in {language}. Let’s solve this step-by-step. You should first give the reason in {language} for your choice. Then you should give the right answer index of the question.

It is important to note that during fine-tuning, we employed both of the aforementioned instructions. This implies that for each sample, the model underwent optimization twice in each epoch, with different instructions and corresponding outputs. During evaluation, the first instruction was used to determine the model’s accuracy, owing to its significant convenience in metric calculation and the second instruction is utilized to generate rationales and to assess their similarity with the reference material.

A.0.3 Ranking Prompt

We used the following instructions for rating the rationales with GPT4.

Please act as an impartial judge and evaluate the quality of the responses provided by six AI assistants to the user question displayed below. You should choose the assistant that follows the user’s instructions and answers the user’s questions better. Your evaluation should consider factors such as the helpfulness, relevance, accuracy, depth, creativity, and level of detail of their responses. Begin your evaluation by comparing the six responses. Avoid any position biases and ensure that the order in which the responses were presented does not influence your decision. Do not allow the length of the responses to influence your evaluation. Do not favor certain names of the assistants. Be as objective as possible. Your output is the ordering of these six models from high to low. Output your final verdict from high to low by strictly following this format: Model A, Model B, Model C, Model D, Model E, and Model F.

A.1 Rationale Generation Prompt

We used the following instructions for generating rationales for each sample with GPT4.

```
You're a {language} doctor. Analyze the reasons behind choosing this particular option in 100 words for the following question in {language}.  
###Question: {question} ###Options: {options} ###Answer: {answer_id}  
###Rationale:
```

, where '{language}' stands for the language of the question, '{question}' stands for the question stem, '{options}' stands for the question options and '{answer}' stands for the ground-truth answer.

B Baseline Summarizing

In this section, we conclude all the compared models in Supplementary Table 1. We list out the model size, targeting languages and used training data. For data, we further distinguish them as pre-training data or instruction-tuning data. We use "{model}+{data}" format to denote what base model it used and what data they extra used.

C MMedC Details

C.1 Settings for Filtering Content

In this section, we present the parameters employed for data filtering in Supplementary Table 2, which are meticulously configured based on the CulturaX dataset. Our parameterization adopts a relatively stringent criterion aimed at procuring high-quality data.

C.2 Data Statistics

We give the details about the composition of MMedC in Supplementary Table 3, including the amount of data coming from different sources for each language.

D MMedBench Details

We give a detailed statistic of the composition of MMedBench in different languages in Supplementary Table 4.

E Detailed Experiment Results

In this section, we present detailed results across languages in the ablation study, and rationale evaluation based on different metrics.

E.1 Detailed Accuracy on Ablation Study

Here, we give the detailed results of the ablation study, including both accuracy and rationale evaluation across six languages, as shown in Supplementary Table 5 and 6.

E.2 Different Metrics on Rationale Evaluation

We conducted an in-depth analysis of the scores assigned to the rationales generated by various models, utilizing a range of evaluation metrics. Supplementary Table 7 and Supplementary Table 8 illustrate the performance of each model as measured by the N-gram BLEU metrics under PEFT and full fine-tuning settings respectively. Meanwhile, Supplementary Table 9 and Supplementary Table 10 present the scores achieved by these models under the N-gram ROUGE metrics. Supplementary Table 11 and Supplementary Table 12 further show the BERT score of different models, which is a score calculated by averaging N-gram BERT scores as introduced in the main body.

Supplementary Table 1 | A summary table of all our compared existing LLMs. Generally, we split them into three parts, *i.e.*, Close-source LLMs, General Open-source LLMs and Biomedical Open-source LLMs. We report the release time, model size and training data and targeting language types in the table. For training data, we distinguish out whether they further split the data into pre-training data and instruction tuning data because different models may have carried out both steps or only one of them. For Biomedical LLMs since all models are based on a general model and add extra biomedical data for further training, we use "{model}+{data}" format to denote what base model it used and what data they extra used. In table, we use "Unknown" to denote the step exists but the details are confidential and "." to denote the step is not involved.

Model	Size	Release time	Language Types	Training Data	
				Pre-training Data	Instruction Tuning Data
Close-source LLMs					
GPT-3.5	Unknown	2022.11	Multilingual	Unknown	Unknown
GPT-4	Unknown	2023.3	Multilingual	Unknown	Unknown
Flan-PaLM	540B	2022.12	Multilingual	780B	1836 NLP Tasks
MedPaLM 2	Unknown	2023.5	Multilingual	Unknown	Unknown
Gemini-1.0 pro	Unknown	2024.1	Multilingual	Unknown	Unknown
General Open-source LLMs					
BLOOMZ	7B	2023.5	Multilingual	341B	83 Multilingual NLP Tasks
InternLM	7B	2023.7	Multilingual	Unknown	Unknown
Llama 2	7B	2023.7	English	2T	Unknown
Mistral	7B	2023.10	English	Unknown	Unknown
InternLM 2	7B	2024.2	Multilingual	Unknown	Unknown
Llama 3	8B	2024.4	English	15T	Unknown
Biomedical Open-source LLMs					
ChatDoctor	7B	2023.3	English	LLaMA	100K Healthcare Conversation Samples
MedAlpaca	7B	2023.4	English	LLaMA	99K Medical QA Samples
PMC-LLaMA	13B	2023.9	English	LLaMA + 4B Medical Book Tokens [†]	513K Medical QA or Conversation Samples
MEDITRON	7B	2023.11	English	Llama 2 + 46.7B Medical Paper tokens	367K Multiple-Choice QA Samples
BioMistral	7B	2024.2	Multilingual	Mistral + 3B PMC Paper Tokens	367K Multiple-Choice QA Samples
MMedLM (Ours)	7B	-	Multilingual	InternLM + MMedC	-
MMedLM 2 (Ours)	7B	-	Multilingual	InternLM 2 + MMedC	-
MMed-Llama 3 (Ours)	8B	-	Multilingual	Llama 3 + MMedC	-

* Since all the English benchmarks share an official test set, we directly use the scores reported in their original papers for other models. For MedAlpaca, GPT-4, GPT-3.5 and Llama 3, the scores are based on Open Medical-LLM Leaderboard [34]

[†] In PMC-LLaMA, in addition to book tokens, the authors also sampled a small amount of academical papers as well as the natural corpus to do the mixing for pre-training. For simplicity, in table we only list the mian parts, *i.e.*, 4B book tokens.

Supplementary Table 2 | Parameter Settings for Data Filtering. Given the extensive dataset within CulturaX, the configuration of filtering parameters is designed to prioritize quality over quantity.

Language	Medical Keyword Count	Keyword Density	Remain Text(%)	Tokens
English	5	4%	2.29%	6.56B
Spanish	4	4%	0.92%	3.98B
French	4	4%	0.50%	1.90B
Russian	4	2%	0.48%	1.29B
Chinese	5	5%	1.33%	3.34B
Japanese	5	5%	1.13%	1.93B

Supplementary Table 3 | Corpus statistics. The Multilingual Medical Corpus (MMedC) boasts a substantial size of 105GB, comprising over 25 billion tokens. The dataset is categorized into several types by sources: FData represents filtering-based data, OCRData denotes Optical Character Recognition (OCR)-based data, CData refers to data obtained through web crawling, and OSData signifies data from open-source datasets. Furthermore, we distinguish between HQData (high-quality data) which has undergone human verification, and UQData (unsure-quality data), which has not. The TotAmt (Total Amount) quantifies the total token count for each language, with 'Billion tokens' serving as the unit of measurement.

Language	Family	Filtering Content	Textbooks	Websites	Small-scale Dataset	HQData	UQData	TotAmt
English	Indo-European	6.56	4.00	0.00	0.00	4.00	6.56	10.56
Spanish	Indo-European	3.98	0.31	0.05	0.02	0.37	3.98	4.35
French	Indo-European	1.90	0.02	0.00	0.17	0.20	1.90	2.10
Russian	Indo-European	1.29	0.40	0.00	0.00	0.40	1.29	1.69
Chinese	Sino-Tibetan	3.34	1.21	0.00	0.19	1.40	3.34	4.74
Japaneses	Sino-Tibetan	1.93	0.00	0.10	0.01	0.12	1.93	2.05

Supplementary Table 4 | The detailed statistic of MMedBench for different languages. All the token number is reported as a averaged number on all considered cases. We report the train and test statistic number separated as “train/test” in the table. “Question Type” represents the percentage of multiple choices or single choices among on train r test cases.

Language	Number of Samples	Token Number			Question Type	
		Question	Option	Rationale	Multiple Options	Single Option
English	10178/ 1273	181/ 187	38/ 38	208/ 199	0%/ 0%	100%/ 100%
Chinese	27400/ 3426	41/ 42	36/ 36	214/ 209	0%/ 0%	100%/ 100%
French	2171/ 622	27/ 31	71/ 67	207/ 195	72.59%/ 48.39%	27.41%/ 51.61%
Spanish	2657/ 2743	34/ 37	68/ 58	173/ 167	0%/0%	100%/ 100%
Russian	1052/ 256	20/ 20	6/ 6	177/ 173	0%/0%	100%/ 100%
Japanese	1590/ 199	170/ 169	53/ 51	231/ 224	14.28%/ 19.60%	85.72%/ 80.40%

E.3 Detailed Results on Rating Scores

In Supplementary Table 13 and Supplementary Table 14, we further show the GPT-4 and human rating scores for six languages respectively.

Supplementary Table 5 | Accuracy across languages on ablation study.

Method	English	Chinese	Japanese	French	Russian	Spanish	Avg.
MMedLM							
Baseline (InternLM)	42.5	65.56	30.15	24.28	55.08	42.38	43.33
Baseline (InternLM)	44.07	64.62	37.19	24.92	58.20	44.97	45.66
MMedLM _{en}	49.02	66.35	39.20	29.58	54.30	45.84	47.38
MMedLM _{ocr}	49.73	70.61	35.18	31.03	69.53	51.24	51.22
MMedLM	49.88	70.49	46.23	36.66	72.27	54.52	55.01
MMedLM 2							
Baseline (InternLM 2)	53.02	77.70	46.23	37.78	65.62	56.67	56.17
Baseline (InternLM 2)	57.27	77.55	47.74	41.00	68.36	59.59	58.56
MMedLM 2 _{en}	60.80	77.58	45.73	39.55	66.41	59.63	58.28
MMedLM 2 _{ocr}	62.61	80.41	54.27	46.14	77.34	65.83	64.43
MMedLM 2	61.74	80.01	61.81	52.09	80.47	67.65	67.30
MMed-Llama 3							
Baseline (Llama 3)	61.51	73.99	43.22	43.73	69.53	60.36	58.72
Baseline (Llama 3)	63.86	78.23	48.24	50.80	71.48	64.15	62.79
MMed-Llama 3 _{en}	64.15	77.95	45.73	44.21	71.48	64.82	61.39
MMed-Llama 3 _{ocr}	64.94	79.13	48.74	51.93	73.83	67.80	64.40
MMed-Llama 3	66.06	79.25	61.81	55.63	75.39	68.38	67.75

Supplementary Table 6 | Rationale evaluation on MMedB with BLEU-1/ ROUGE-1. The value preceding the symbol ‘/’ represents BLEU-1, while the value following it represents ROUGE-1.

Method	English	Chinese	Japanese	French	Russian	Spanish	Avg.
MMedLM							
InternLM	46.53/41.86	48.24/48.64	44.89/49.83	41.80/37.95	27.87/21.20	43.42/38.59	42.12/39.68
MMedLM _{en}	46.96/42.42	48.25/48.92	45.70/50.22	41.61/38.36	26.27/19.88	43.93/39.16	42.12/39.83
MMedLM _{ocr}	47.46/42.65	49.24/49.91	47.61/50.81	44.01/40.42	32.42/24.00	46.00/40.43	44.46/41.37
MMedLM	47.37/41.98	48.68/49.28	48.95/52.34	45.39/41.41	33.24/24.67	46.68/41.35	45.05/41.84
MMedLM 2							
InternLM2	49.48/44.12	51.38/51.58	50.64/53.46	46.73/42.00	32.93/24.05	47.94/41.96	46.52/42.86
MMedLM 2 _{en}	50.00/ 45.02	50.81/51.19	50.15/53.11	47.12/43.04	33.06/23.94	47.62/41.64	46.46/42.99
MMedLM 2 _{ocr}	49.82/44.75	51.47/52.19	52.66/55.21	47.84/43.68	36.98/28.17	48.93/43.42	47.95/44.57
MMedLM 2	50.02/44.77	51.39/51.78	54.79/57.10	49.04/45.30	37.49/28.18	50.14/44.59	48.81/45.29
MMed-Llama 3							
Llama 3	48.74/43.66	49.44/49.42	51.96/53.98	47.11/42.49	34.73/25.07	48.59/42.44	46.76/42.84
MMed-Llama 3 _{en}	48.68/43.33	49.32/48.95	51.12/53.46	46.24/41.88	35.06/25.61	48.27/42.32	46.45/42.59
MMed-Llama 3 _{ocr}	47.49/42.70	49.18/49.45	52.10/54.24	48.34/ 43.63	36.00/26.36	48.48/42.38	46.93/43.13
MMed-Llama 3	47.61/42.47	49.96/49.36	52.89/55.06	47.92/42.85	36.32/26.67	48.61/43.32	47.22/43.29

Supplementary Table 7 | Rationale evaluation of models undergo **PEFT** using n-grams **BLEU** metrics.

Method	Metric	English	Chinese	Japanese	French	Russian	Spanish	Avg.
BLOOMZ	BLEU-1	41.45	43.09	28.79	38.89	22.25	42.36	36.14
InternLM	BLEU-1	41.29	43.47	22.80	30.35	18.24	36.32	32.08
LLaMA 2	BLEU-1	44.72	42.69	45.58	42.93	31.75	44.22	41.98
ChatDoctor	BLEU-1	44.65	40.88	39.54	40.12	30.95	42.88	39.84
MedAlpaca	BLEU-1	43.59	40.71	37.27	39.82	30.11	42.80	39.05
PMC-LLaMA	BLEU-1	44.98	40.09	38.15	38.89	30.08	43.00	39.20
Mistral	BLEU-1	48.13	45.61	43.82	44.73	33.62	47.37	43.88
Meditron	BLEU-1	44.26	39.26	36.31	38.73	28.34	42.02	38.15
InternLM 2	BLEU-1	46.87	47.64	42.22	41.81	26.78	44.51	41.64
BioMistral	BLEU-1	45.85	43.12	38.76	41.82	27.73	45.52	40.46
Llama 3	BLEU-1	46.33	47.09	46.24	43.13	30.89	47.14	43.47
MMedLM (Ours)	BLEU-1	41.63	44.30	38.61	37.54	19.99	40.79	37.14
MMedLM 2 (Ours)	BLEU-1	47.07	47.15	47.90	43.22	27.81	46.17	43.22
MMed-Llama 3 (Ours)	BLEU-1	46.56	47.12	48.10	43.62	33.92	47.67	44.50
BLOOMZ	BLEU-2	14.68	15.03	8.46	14.20	5.04	15.92	12.22
InternLM	BLEU-2	14.79	15.28	7.29	9.92	4.59	11.59	10.58
LLaMA 2	BLEU-2	16.29	14.01	18.34	16.57	9.12	16.20	15.09
ChatDoctor	BLEU-2	17.46	13.39	14.91	15.98	9.25	16.45	14.57
MedAlpaca	BLEU-2	16.81	13.35	13.95	15.85	8.81	16.13	14.15
PMC-LLaMA	BLEU-2	17.87	13.27	14.07	14.94	8.71	16.38	14.21
Mistral	BLEU-2	20.33	16.26	17.11	18.56	10.56	19.32	17.02
Meditron	BLEU-2	17.39	13.08	12.06	14.47	7.95	14.97	13.32
InternLM 2	BLEU-2	18.91	18.53	16.29	15.80	7.22	16.53	15.55
BioMistral	BLEU-2	18.74	15.15	14.06	16.03	6.45	17.55	14.66
Llama 3	BLEU-2	19.20	17.52	19.16	17.41	8.57	19.02	16.81
MMedLM (Ours)	BLEU-2	15.33	16.06	14.69	13.76	5.96	15.12	13.49
MMedLM 2 (Ours)	BLEU-2	19.11	18.45	20.09	17.90	8.92	18.98	17.24
MMed-Llama 3 (Ours)	BLEU-2	18.99	17.59	21.19	18.37	10.76	20.03	17.82
BLOOMZ	BLEU-3	6.48	6.83	3.50	6.78	1.94	7.50	5.50
InternLM	BLEU-3	6.64	6.97	3.48	4.42	1.80	4.93	4.71
Llama 2	BLEU-3	7.19	5.91	9.09	8.06	3.74	7.32	6.89
ChatDoctor	BLEU-3	8.37	5.82	7.36	7.92	4.00	7.87	6.89
MedAlpaca	BLEU-3	8.04	5.80	6.69	7.76	3.68	7.63	6.60
PMC-LLaMA	BLEU-3	8.75	5.82	6.81	7.08	3.74	7.82	6.67
Mistral	BLEU-3	10.35	7.40	8.57	9.61	4.56	9.68	8.36
Meditron	BLEU-3	8.34	5.76	5.74	7.02	3.20	6.62	6.11
InternLM 2	BLEU-3	9.12	8.98	8.10	7.69	2.84	7.83	7.42
BioMistral	BLEU-3	9.26	6.76	6.58	7.89	2.28	8.38	6.86
Llama 3	BLEU-3	9.45	8.38	9.85	8.81	3.46	9.53	8.25
MMedLM (Ours)	BLEU-3	6.92	7.48	7.59	6.44	2.33	7.11	6.31
MMedLM 2 (Ours)	BLEU-3	9.21	8.99	10.59	9.21	3.87	9.75	8.60
MMed-Llama 3 (Ours)	BLEU-3	9.43	8.64	11.32	9.60	4.55	10.18	8.95
BLOOMZ	BLEU-4	3.25	3.38	1.77	3.26	0.87	4.02	2.76
InternLM	BLEU-4	3.53	3.41	1.87	2.14	0.91	2.49	2.39
Llama 2	BLEU-4	3.72	2.76	4.94	4.06	1.77	3.85	3.52
ChatDoctor	BLEU-4	4.52	2.62	3.99	4.10	1.95	4.37	3.59
MedAlpaca	BLEU-4	4.50	2.72	3.60	3.96	1.74	4.18	3.45
PMC-LLaMA	BLEU-4	4.90	2.73	3.71	3.46	1.76	4.30	3.48
Mistral	BLEU-4	5.92	3.75	4.72	5.18	2.16	5.63	4.56
Meditron	BLEU-4	4.59	2.65	2.91	3.55	1.46	3.42	3.09
InternLM 2	BLEU-4	5.07	4.74	4.41	4.07	1.25	4.21	3.96
BioMistral	BLEU-4	5.24	3.26	3.56	4.04	0.96	4.63	3.62
Llama 3	BLEU-4	5.44	4.20	5.61	4.62	1.56	5.38	4.47
MMedLM (Ours)	BLEU-4	3.70	3.77	4.27	3.16	1.08	3.87	3.31
MMedLM 2 (Ours)	BLEU-4	5.21	4.71	5.96	5.03	1.93	5.61	4.74
MMed-Llama 3 (Ours)	BLEU-4	5.43	4.56	6.47	5.37	2.18	5.70	4.95
BLOOMZ	BLEU	9.95	10.29	5.61	9.91	3.19	11.32	8.38
InternLM	BLEU	10.34	10.43	5.33	6.76	2.95	7.79	7.27
Llama 2	BLEU	11.14	9.18	13.46	11.69	5.89	11.18	10.42
ChatDoctor	BLEU	12.50	8.84	10.94	11.30	6.14	11.87	10.26
MedAlpaca	BLEU	12.16	8.93	10.15	11.17	5.76	11.56	9.95
PMC-LLaMA	BLEU	13.07	8.91	10.31	10.28	5.80	11.71	10.01
Mistral	BLEU	15.10	11.34	12.69	13.59	6.94	14.27	12.32
Meditron	BLEU	12.47	8.77	8.71	10.25	5.07	10.13	9.23
InternLM 2	BLEU	13.55	13.27	12.05	11.43	4.36	11.76	11.07
BioMistral	BLEU	13.62	10.18	10.09	11.48	3.78	12.56	10.29
Llama 3	BLEU	13.97	12.35	14.47	12.53	5.33	14.06	12.12
MMedLM (Ours)	BLEU	10.66	11.21	11.17	9.51	3.58	10.68	9.47
MMedLM 2 (Ours)	BLEU	13.84	13.16	15.21	13.06	5.73	14.21	12.54
MMed-Llama 3 (Ours)	BLEU	13.85	12.74	16.13	13.53	6.91	14.72	12.98

Supplementary Table 8 | Rationale evaluation of models undergo **full fine-tuning** using n-grams **BLEU metrics**.

Method	Metric	English	Chinese	Japanese	French	Russian	Spanish	Avg.
BLOOMZ	BLEU-1	45.94	48.37	44.71	44.47	29.95	45.91	43.22
InternLM	BLEU-1	46.53	48.24	44.89	41.80	27.87	43.42	42.12
Llama 2	BLEU-1	46.87	46.62	48.53	44.43	33.05	45.96	44.24
ChatDoctor	BLEU-1	47.22	44.66	38.87	44.64	32.19	45.68	42.21
MedAlpaca	BLEU-1	47.33	45.72	45.35	43.78	32.80	45.99	43.49
PMC-LLaMA	BLEU-1	47.33	45.87	44.52	43.80	31.14	46.30	43.16
Mistral	BLEU-1	47.16	48.34	48.80	45.83	34.52	47.55	45.37
Meditron	BLEU-1	47.40	47.93	49.13	45.93	33.65	46.42	45.08
InternLM 2	BLEU-1	49.48	51.38	50.64	46.73	32.93	47.94	46.52
BioMistral	BLEU-1	47.96	49.76	49.73	46.34	34.20	47.57	45.93
Llama 3	BLEU-1	48.74	49.44	51.96	47.11	34.73	48.59	46.76
MMedLM (Ours)	BLEU-1	47.37	48.68	48.95	45.39	33.24	46.68	45.05
MMedLM 2 (Ours)	BLEU-1	50.02	51.39	54.79	49.04	37.49	50.14	48.81
MMed-Llama 3 (Ours)	BLEU-1	47.61	49.96	52.89	47.92	36.32	48.61	47.22
BLOOMZ	BLEU-2	17.93	18.70	17.89	18.29	8.58	17.69	16.51
InternLM	BLEU-2	18.76	18.79	18.55	15.89	7.44	15.89	15.89
Llama 2	BLEU-2	18.53	16.98	20.42	17.72	9.40	17.31	16.73
ChatDoctor	BLEU-2	19.50	16.29	15.36	18.25	9.76	17.87	16.17
MedAlpaca	BLEU-2	19.30	16.41	18.48	17.82	9.90	17.91	16.64
PMC-LLaMA	BLEU-2	20.05	16.28	17.67	17.99	9.10	17.68	16.46
Mistral	BLEU-2	18.57	17.97	20.47	19.02	10.48	18.33	17.47
Meditron	BLEU-2	19.86	18.29	20.92	19.16	10.04	18.43	17.78
InternLM 2	BLEU-2	21.20	20.76	22.83	20.14	9.72	19.12	18.96
BioMistral	BLEU-2	18.91	19.59	21.73	19.65	10.45	18.54	18.15
Llama 3	BLEU-2	20.80	19.29	23.48	20.50	10.78	20.26	19.19
MMedLM (Ours)	BLEU-2	19.39	18.84	21.63	19.46	10.13	18.99	18.07
MMedLM 2 (Ours)	BLEU-2	21.52	21.46	26.75	23.18	13.42	21.54	21.31
MMed-Llama 3 (Ours)	BLEU-2	20.07	19.78	24.73	20.95	11.92	20.31	19.63
BLOOMZ	BLEU-3	8.39	8.97	8.90	9.15	3.66	8.42	7.92
InternLM	BLEU-3	9.20	9.05	9.56	7.56	3.09	7.24	7.62
Llama 2	BLEU-3	8.89	7.64	10.41	8.78	3.63	7.98	7.89
ChatDoctor	BLEU-3	9.62	7.34	7.74	9.17	4.10	8.63	7.77
MedAlpaca	BLEU-3	9.62	7.66	9.39	8.98	4.16	8.65	8.08
PMC-LLaMA	BLEU-3	10.14	7.27	8.91	8.91	3.88	8.46	7.93
Mistral	BLEU-3	8.67	8.42	10.33	9.65	4.41	8.76	8.37
Meditron	BLEU-3	10.02	8.75	10.81	9.79	4.19	8.98	8.76
InternLM 2	BLEU-3	10.71	10.54	12.41	10.55	4.12	9.31	9.61
BioMistral	BLEU-3	8.96	9.73	11.59	10.14	4.76	9.07	9.04
Llama 3	BLEU-3	10.69	9.32	12.65	10.98	4.54	10.56	9.79
MMedLM (Ours)	BLEU-3	9.55	9.20	11.84	10.24	4.20	9.38	9.07
MMedLM 2 (Ours)	BLEU-3	11.00	11.02	15.05	12.99	6.37	11.22	11.27
MMed-Llama 3 (Ours)	BLEU-3	10.21	9.90	13.41	11.11	5.37	10.58	10.10
BLOOMZ	BLEU-4	4.55	4.62	4.87	4.73	1.76	4.58	4.18
InternLM	BLEU-4	5.23	4.82	5.51	3.88	1.55	3.90	4.15
Llama 2	BLEU-4	4.85	3.67	5.94	4.66	1.66	4.28	4.17
ChatDoctor	BLEU-4	5.47	3.65	4.42	4.86	1.96	4.71	4.18
MedAlpaca	BLEU-4	5.43	3.88	5.33	4.83	1.95	4.89	4.38
PMC-LLaMA	BLEU-4	5.79	3.58	5.04	4.52	1.93	4.66	4.25
Meditron	BLEU-4	5.77	4.53	6.09	5.44	2.04	4.99	4.81
Mistral	BLEU-4	4.75	4.30	5.74	5.16	2.18	4.88	4.50
BioMistral	BLEU-4	4.96	5.33	6.76	5.57	2.51	5.05	5.03
Llama 3	BLEU-4	6.41	4.80	7.31	6.19	2.17	6.27	5.53
InternLM 2	BLEU-4	6.13	5.84	7.41	5.83	2.03	5.17	5.40
MMedLM (Ours)	BLEU-4	5.42	5.02	7.09	5.71	1.88	5.39	5.08
MMedLM 2 (Ours)	BLEU-4	6.41	6.20	9.15	7.70	3.30	6.63	6.56
MMed-Llama 3 (Ours)	BLEU-4	5.92	5.43	7.79	6.30	2.64	6.17	5.71
BLOOMZ	BLEU	12.80	13.14	13.21	13.06	5.70	12.53	11.74
InternLM	BLEU	13.73	13.46	13.95	11.19	4.97	11.17	11.41
Llama 2	BLEU	13.32	11.44	15.28	12.72	5.83	12.10	11.78
ChatDoctor	BLEU	14.10	11.09	11.49	13.09	6.31	12.81	11.48
MedAlpaca	BLEU	14.05	11.49	13.74	12.99	6.36	12.97	11.94
PMC-LLaMA	BLEU	14.74	11.01	13.22	12.76	6.06	12.77	11.76
Meditron	BLEU	14.61	13.02	15.68	14.02	6.57	13.28	12.86
Mistral	BLEU	13.11	12.65	15.16	13.77	6.90	13.25	12.47
BioMistral	BLEU	13.54	14.23	16.55	14.37	7.23	13.52	13.24
Llama 3	BLEU	15.61	13.67	17.87	15.29	6.92	15.27	14.11
InternLM 2	BLEU	15.44	15.28	17.59	14.90	6.48	13.80	13.91
MMedLM (Ours)	BLEU	14.01	13.69	16.72	14.38	6.36	13.80	13.16
MMedLM 2 (Ours)	BLEU	15.92	15.80	20.75	17.72	9.35	16.11	15.94
MMed-Llama 3 (Ours)	BLEU	14.87	14.39	18.75	15.60	7.96	15.21	14.46

Supplementary Table 9 | Rationale evaluation of models undergo PEFT using n-grams ROUGE metrics.

Method	Metric	English	Chinese	Japanese	French	Russian	Spanish	Avg.
BLOOMZ	ROUGE-1	36.81	45.17	38.09	37.49	15.28	39.22	35.34
InternLM	ROUGE-1	38.05	44.71	37.57	32.14	16.79	34.56	33.97
Llama 2	ROUGE-1	39.34	43.71	49.53	39.29	22.66	39.64	39.03
ChatDoctor	ROUGE-1	40.26	42.80	45.00	39.06	22.84	40.23	38.37
MedAlpaca	ROUGE-1	39.52	42.50	44.69	39.57	22.83	39.64	38.12
PMC-LLaMA	ROUGE-1	40.90	42.95	43.67	38.64	22.45	39.80	38.07
Meditron	ROUGE-1	40.42	42.06	43.34	37.88	21.64	39.06	37.40
Mistral	ROUGE-1	42.80	46.31	48.19	41.07	24.75	42.83	40.99
BioMistral	ROUGE-1	41.34	44.75	44.46	39.41	18.80	41.07	38.31
InternLM 2	ROUGE-1	41.66	49.28	46.91	38.46	21.71	40.13	39.69
Llama 3	ROUGE-1	41.73	47.44	50.43	40.69	22.22	42.70	40.87
MMedLM (Ours)	ROUGE-1	38.83	46.38	46.90	37.78	21.28	38.77	38.32
MMedLM 2 (Ours)	ROUGE-1	41.51	48.36	52.24	41.36	25.70	42.64	41.97
MMed-Llama 3 (Ours)	ROUGE-1	41.57	47.71	53.18	40.97	24.87	43.32	41.94
<hr/>								
BLOOMZ	ROUGE-2	12.73	16.77	13.43	14.01	4.03	15.66	12.77
InternLM	ROUGE-2	13.08	16.71	13.92	10.80	4.43	12.23	11.86
Llama 2	ROUGE-2	13.63	15.18	21.37	15.06	6.41	15.13	14.47
ChatDoctor	ROUGE-2	15.25	15.10	19.18	15.64	6.82	16.13	14.69
MedAlpaca	ROUGE-2	14.77	15.09	18.86	15.68	6.65	15.83	14.48
PMC-LLaMA	ROUGE-2	15.59	15.37	18.11	14.81	6.66	15.90	14.41
Meditron	ROUGE-2	15.12	15.03	16.28	14.15	6.07	14.93	13.60
Mistral	ROUGE-2	17.28	17.60	20.49	17.00	7.72	18.10	16.36
BioMistral	ROUGE-2	16.17	16.86	17.96	15.30	4.38	16.57	14.54
InternLM 2	ROUGE-2	15.95	20.04	20.26	14.55	6.00	15.62	15.40
Llama 3	ROUGE-2	16.38	18.79	22.16	16.02	6.32	17.99	16.28
MMedLM (Ours)	ROUGE-2	13.78	17.68	19.75	14.44	6.22	15.27	14.52
MMedLM 2 (Ours)	ROUGE-2	16.02	19.94	23.27	17.01	8.29	18.22	17.12
MMed-Llama 3 (Ours)	ROUGE-2	16.26	18.81	24.53	17.06	7.87	18.92	17.24
<hr/>								
BLOOMZ	ROUGE-L	33.28	30.71	26.91	34.01	14.56	35.22	29.11
InternLM	ROUGE-L	34.26	31.02	26.31	29.37	15.76	30.99	27.95
Llama 2	ROUGE-L	34.91	28.40	31.82	35.38	21.02	34.99	31.08
ChatDoctor	ROUGE-L	36.57	28.64	30.86	35.63	21.15	35.98	31.47
MedAlpaca	ROUGE-L	35.88	28.87	30.35	36.08	21.47	35.41	31.34
PMC-LLaMA	ROUGE-L	36.84	28.90	29.43	34.96	20.92	35.35	31.07
Meditron	ROUGE-L	36.38	28.58	29.25	34.24	20.19	34.61	30.54
Mistral	ROUGE-L	38.57	31.23	31.49	37.23	23.18	37.90	33.27
BioMistral	ROUGE-L	37.13	30.15	29.79	35.58	17.57	36.36	31.10
InternLM 2	ROUGE-L	37.45	34.57	31.70	34.95	20.23	35.78	32.45
Llama 3	ROUGE-L	37.91	32.71	33.36	36.55	20.79	37.86	33.19
MMedLM (Ours)	ROUGE-L	35.08	32.18	32.13	34.19	19.70	34.41	31.28
MMedLM 2 (Ours)	ROUGE-L	37.61	33.52	33.92	37.32	23.95	37.95	34.04
MMed-Llama 3 (Ours)	ROUGE-L	37.26	33.05	35.02	37.57	23.37	38.49	34.13

Supplementary Table 10 | Rationale evaluation of models undergo **full fine-tuning** using n-grams **ROUGE metrics**.

Method	Metric	English	Chinese	Japanese	French	Russian	Spanish	Avg.
BLOOMZ	ROUGE-1	40.51	48.26	48.61	41.05	21.50	40.77	40.12
InternLM	ROUGE-1	41.86	48.64	49.83	37.95	21.20	38.59	39.68
Llama 2	ROUGE-1	41.39	46.57	51.21	40.38	23.24	40.37	40.53
ChatDoctor	ROUGE-1	41.97	45.81	47.95	40.25	23.37	40.71	40.01
MedAlpaca	ROUGE-1	42.31	46.49	49.12	40.41	23.15	40.57	40.34
PMC-LLaMA	ROUGE-1	42.87	46.18	48.44	40.23	22.28	40.68	40.12
Meditron	ROUGE-1	42.85	48.61	52.03	41.37	24.10	41.11	41.68
Mistral	ROUGE-1	41.82	47.91	50.60	40.88	24.68	41.41	41.22
BioMistral	ROUGE-1	42.16	49.33	52.12	41.64	24.27	41.11	41.77
InternLM 2	ROUGE-1	44.12	51.58	53.46	42.00	24.05	41.96	42.86
Llama 3	ROUGE-1	43.66	49.42	53.98	42.49	25.07	42.44	42.84
MMedLM (Ours)	ROUGE-1	41.98	49.28	52.34	41.41	24.67	41.35	41.84
MMedLM 2 (Ours)	ROUGE-1	44.77	51.78	57.10	45.30	28.18	44.59	45.29
MMed-Llama 3 (Ours)	ROUGE-1	42.47	49.36	55.06	42.85	26.67	43.32	43.29
<hr/>								
BLOOMZ	ROUGE-2	15.25	19.78	21.22	16.63	6.13	16.44	15.91
InternLM	ROUGE-2	16.19	19.86	22.13	14.67	5.64	14.92	15.57
Llama 2	ROUGE-2	15.75	18.07	22.81	15.76	6.33	15.81	15.76
ChatDoctor	ROUGE-2	16.70	17.67	20.65	16.16	7.12	16.64	15.82
MedAlpaca	ROUGE-2	16.41	17.63	21.78	16.21	7.11	16.49	15.94
PMC-LLaMA	ROUGE-2	17.40	17.56	21.00	16.20	6.77	16.47	15.90
Meditron	ROUGE-2	17.00	19.42	23.68	17.26	7.20	16.91	16.91
Mistral	ROUGE-2	15.64	18.71	22.64	16.64	7.31	16.71	16.27
BioMistral	ROUGE-2	15.76	20.49	24.00	17.44	7.64	16.75	17.01
InternLM 2	ROUGE-2	18.04	21.75	25.32	17.76	7.02	17.36	17.88
Llama 3	ROUGE-2	17.75	20.18	25.50	18.13	7.78	18.32	17.94
MMedLM (Ours)	ROUGE-2	16.31	20.00	24.50	17.82	7.57	17.56	17.29
MMedLM 2 (Ours)	ROUGE-2	18.47	22.56	28.88	20.80	10.02	19.68	20.07
MMed-Llama 3 (Ours)	ROUGE-2	17.21	20.52	26.75	18.36	8.77	18.77	18.40
<hr/>								
BLOOMZ	ROUGE-L	36.53	32.84	32.03	37.17	19.90	35.94	32.40
InternLM	ROUGE-L	37.89	33.59	32.49	34.37	20.13	34.26	32.12
Llama 2	ROUGE-L	37.05	31.09	32.45	36.44	21.73	35.72	32.41
ChatDoctor	ROUGE-L	37.91	31.04	31.62	36.29	22.02	36.38	32.54
MedAlpaca	ROUGE-L	38.00	31.43	32.08	36.57	21.77	36.13	32.66
PMC-LLaMA	ROUGE-L	38.77	30.85	31.42	36.57	21.13	36.19	32.49
Meditron	ROUGE-L	38.47	33.60	33.94	37.23	22.59	36.51	33.72
Mistral	ROUGE-L	37.22	32.06	31.78	36.88	23.00	36.35	32.88
BioMistral	ROUGE-L	37.61	33.89	33.13	37.45	22.62	36.50	33.53
InternLM 2	ROUGE-L	39.61	36.27	35.06	38.17	22.74	37.24	34.85
Llama 3	ROUGE-L	39.22	33.86	35.37	38.22	23.42	37.75	34.64
MMedLM (Ours)	ROUGE-L	37.84	34.35	34.51	37.81	23.19	37.08	34.13
MMedLM 2 (Ours)	ROUGE-L	40.19	36.97	38.31	41.17	26.62	39.71	37.16
MMed-Llama 3 (Ours)	ROUGE-L	38.09	34.37	36.54	38.59	24.77	38.49	35.14

Supplementary Table 11 | Rationale evaluation of models undergo **PEFT** using **BERT Score metrics**.

Method	English	Chinese	Japanese	French	Russian	Spanish	Avg.
BLOOMZ	74.72	76.46	67.87	76.36	67.24	75.58	73.04
InternLM	75.13	76.95	67.22	72.46	67.87	72.94	72.09
Llama 2	76.50	76.38	74.81	77.77	74.30	76.54	76.05
ChatDoctor	76.53	75.23	72.31	77.34	74.25	76.66	75.39
MedAlpaca	76.30	75.43	71.33	77.36	74.14	76.43	75.16
PMC-LLaMA	76.84	75.17	71.28	77.15	73.77	76.35	75.09
Meditron	76.57	75.13	70.96	76.27	72.43	75.67	74.51
Mistral	77.99	77.46	74.11	78.67	75.07	77.77	76.85
BioMistral	77.23	76.22	71.53	77.63	71.80	77.03	75.24
Llama 3	77.36	77.96	75.12	78.26	73.66	77.71	76.68
InternLM 2	77.36	78.75	73.05	77.58	73.68	76.66	76.18
MMedLM (Ours)	75.68	77.16	72.15	76.41	73.87	75.42	75.12
MMedLM 2 (Ours)	77.59	78.42	75.79	78.47	76.07	77.65	77.33
MMed-Llama 3 (Ours)	77.42	78.02	76.09	78.41	75.04	78.00	77.16

Supplementary Table 12 | Rationale evaluation of models undergo **full fine-tuning** using **BERT** **Score metrics**.

Method	English	Chinese	Japanese	French	Russian	Spanish	Avg.
BLOOMZ	76.66	78.30	74.26	78.18	72.22	76.92	76.09
InternLM	77.11	78.43	74.73	77.04	71.91	76.04	75.88
Llama 2	77.49	77.78	75.99	78.45	74.60	77.21	76.92
ChatDoctor	77.47	77.18	72.65	78.16	74.69	77.19	76.22
MedAlpaca	77.53	77.31	74.39	78.23	74.85	77.24	76.59
PMC-LLaMA	77.98	77.22	74.15	78.15	73.94	76.96	76.40
Meditron	77.84	78.38	76.13	79.00	75.14	77.43	77.32
Mistral	77.79	78.49	76.00	79.00	75.77	77.80	77.47
BioMistral	77.83	78.97	76.33	79.00	75.35	77.75	77.54
Llama 3	78.33	78.69	77.06	79.51	75.45	78.05	77.85
InternLM 2	78.44	79.37	76.70	79.38	74.95	78.01	77.81
MMedLM (Ours)	77.58	78.66	76.02	78.71	75.42	77.36	77.29
MMedLM 2 (Ours)	78.74	79.56	78.40	80.36	77.41	78.73	78.87
MMed-Llama 3 (Ours)	78.05	78.96	77.75	79.76	75.94	78.30	78.13

Supplementary Table 13 | Detailed scores of human rating. The scores are quantitatively assigned with the ranking level reversely.

Method	English	Chinese	Japanese	French	Russian	Spanish	Avg.
MMed-Llama 3 (Ours)	4.14	4.32	4.24	4.38	3.64	3.86	4.10
InternLM 2	3.88	3.82	3.86	3.78	3.98	3.98	3.88
Llama 3	3.44	3.36	3.94	3.48	3.72	3.56	3.58
BioMistral	3.54	3.92	4.02	3.46	4.04	3.72	3.78
MEDITRON	3.60	3.18	2.84	3.16	3.50	3.40	3.28
GPT-3.5	2.40	2.40	2.10	2.74	2.12	2.46	2.37

Supplementary Table 14 | Detailed scores of GPT-4 rating. The scores are quantitatively assigned with the ranking level reversely.

Method	English	Chinese	Japanese	French	Russian	Spanish	Avg.
MMed-Llama 3 (Ours)	4.24	5.18	4.80	4.72	4.56	4.86	4.73
InternLM 2	3.92	4.30	3.62	3.64	3.52	4.02	3.84
Llama 3	3.46	3.48	3.56	3.94	3.56	3.40	3.57
BioMistral	3.24	3.30	3.62	2.90	3.94	3.54	3.42
MEDITRON	3.66	2.58	2.48	3.02	3.02	2.72	2.91
GPT-3.5	2.48	2.16	2.92	2.78	2.40	2.46	2.53

F Case Study

In this section, we present an analysis of individual cases across various languages. We first analyze the output of models in a zero-shot setting, and then we analyze the output of models in a full fine-tuning setting.

F.1 Zero-shot Setting

In a zero-shot setting, we observe that it is challenging for a 7B-scale language model to consistently follow instructions, making it difficult to calculate accuracy automatically. Though difference cases, we notice that even when given the same instruction of "Answer with the best option directly.", the model will still express it in many ways.

- #####The most appropriate next step in management for this patient is to perform a bone marrow biopsy. (...)
- The best treatment for this patient is option C. (...)
- Given the patient’s symptoms and medical history, the most likely diagnosis is HIV infection. (...)
- The most appropriate next step in management for this patient is D. Ruxolitinib. (...)

What’s more, we find that in a zero-shot setting, the model is very sensitive to the instructions. For instance, only changing the instruction to "Answer the letter of the option directly" may lead the model to generate a different answer. Considering the difficulty in finding a fair way to automatically evaluate models’ performance in zero-shot setting, we turn to fine-tuning settings.

- The most appropriate next step in management for this patient is D. Ruxolitinib. This is because the patient’s symptoms (...)
- B##### Explanation:The patient’s symptoms and laboratory findings suggest a myeloproliferative neoplasm (...)

F.2 Full Fine-tuning Setting

We specifically compared the responses of MMed-Llama 3 and Llama 3, noting that MMed-Llama 3 represents an advanced version of Llama 3, augmented with domain-specific knowledge. As illustrated in Supplementary Figures 1, 2, 3, 4, 5, and 6, MMed-Llama 3 demonstrates superior performance in selecting the correct answer, especially in multilingual cases. Moreover, MMed-Llama 3 can give more adequate reasons for its choice. For instance, in Supplementary Figure 1, MMed-Llama 3 accurately diagnoses the presence of ‘eosinophilic infiltration’ and ‘diffuse parenchymal inflammation on renal biopsy’, subsequently applying its domain knowledge to identify these findings as indicative of ‘tubulointerstitial nephritis’, leading to a precise diagnosis.

English case

Question

A 60-year-old man with a history of osteoarthritis has been awaiting hip replacement surgery for 3 years. During his annual physical, he reports that he has been taking over the counter pain medications, but that no amount of analgesics can relieve his constant pain. Laboratory results reveal that his renal function has deteriorated when compared to his last office visit 2 years ago. Serum creatinine is 2.0 mg/dL, and urinalysis shows 1+ proteinuria. There are no abnormalities seen on microscopy of the urine. A renal biopsy shows eosinophilic infiltration and diffuse parenchymal inflammation. What is the most likely explanation for this patient's deterioration in renal function?

A. Focal segmental glomerulosclerosis B. Ischemic acute tubular necrosis
C. Nephrotoxic acute tubular necrosis D. Toxic tubulointerstitial nephritis

Reference

The most likely explanation for the patient's deterioration in renal function is D. Toxic tubulointerstitial nephritis. This condition can often result from the chronic use of nonsteroidal anti-inflammatory drugs (NSAIDs), which are common over-the-counter pain medications. The patient's history of unrelenting pain and the long-term use of analgesics suggest possible excessive consumption of NSAIDs. Laboratory findings such as an elevated serum creatinine, proteinuria, and particularly eosinophilic infiltration on renal biopsy support the diagnosis of an allergic interstitial nephritis [...]

THE RIGHT ANSWER IS D.

Mmed-Llama 3 Ans

The most likely explanation for the patient's deterioration in renal function is toxic tubulointerstitial nephritis (D). This diagnosis is supported by the presence of eosinophilic infiltration and diffuse parenchymal inflammation on renal biopsy, which are characteristic findings of tubulointerstitial nephritis. The patient's history of chronic pain and long-term use of over-the-counter analgesics, likely nonsteroidal anti-inflammatory drugs (NSAIDs), suggests a nephrotoxic etiology. NSAIDs are known to cause renal vasoconstriction and can lead to interstitial nephritis, especially in the setting of pre-existing renal impairment.[...]

Answer: OPTION D IS CORRECT.

Llama 3 Ans

The most likely explanation for the patient's deterioration in renal function is D. Toxic tubulointerstitial nephritis. This diagnosis is suggested by the patient's long-term use of over-the-counter pain medications, which could be nonsteroidal anti-inflammatory drugs (NSAIDs). Chronic NSAID use is known to cause toxic tubulointerstitial nephritis, leading to renal dysfunction. The biopsy findings of eosinophilic infiltration and diffuse parenchymal inflammation are consistent with this diagnosis.[...]

Answer: OPTION D IS CORRECT.

Supplementary Figure 1 | Case 1. An English case in MMedBench

Chinese case	
Question	<p>男，35岁。28小时前饱餐后参加剧烈运动时突发腹痛、腹胀。持续性，伴阵发性绞痛，并有频繁呕吐，无肛门排气。病情加重并昏倒。查体：T35.6℃，P 126次/分，BP80 / 50mmHg，急性病容，四肢发绀，全身冷汗。全腹肌紧张，有压痛和反跳痛，肠鸣音消失。腹穿抽出血性液体。该患者所患疾病最主要的病理生理改变是（ ）。</p> <p>A. 细胞外液容量迅速减少 B. 心输出量低，外周阻力高 C. 左心室功能不全 D. 下腔静脉回流障碍</p>
Reference	<p>患者出现剧烈腹痛、伴阵发性绞痛、频繁呕吐、无肛门排气，这些症状提示有可能是急性腹腔内问题如肠梗阻或腹腔内出血。查体所见包括急性病容、四肢发绀、全身冷汗、腹部肌紧张、压痛和反跳痛以及肠鸣音消失，均指向腹腔内急性严重病变。腹穿抽出血性液体进一步确认了腹腔内出血。这种情况下，细胞外液体因为出血而迅速减少，导致循环血量减少引发休克 [...]</p> <p>THE RIGHT ANSWER IS A.</p>
Mmed-Llama 3 Ans	<p>该患者的症状表现为急性腹痛、腹胀、频繁呕吐、腹部肌肉紧张、压痛、反跳痛以及全身冷汗等，结合查体发现的全腹肌紧张、压痛和反跳痛以及腹穿抽出血性液体，提示患者可能存在急性腹膜炎。急性腹膜炎常因胃肠道穿孔引起，导致腹腔内感染和炎症反应，进而引发全身炎症反应综合征（SIRS），可能出现细胞外液容量减少、心输出量降低、外周阻力增高等情况。因此，治疗上应迅速补充液体、抗感染和手术治疗等综合措施。 [...]</p> <p>Answer: OPTION A IS CORRECT.</p>
Llama 3 Ans	<p>该患者的临床表现提示急性腹部疾病，可能为急性胰腺炎或其他急性腹部疾病。腹穿抽出血性液体可能是因为胰腺炎导致胰管坏死，形成胰腺穿孔，液体为胰液和血液混合物。急性胰腺炎可导致胰液进入腹腔，形成腹水，病理生理上主要是胰液渗出和炎症反应。 [...]</p> <p>Answer: OPTION D IS CORRECT.</p>

Supplementary Figure 2 | Case 2. A Chinese case in MMedBench

Japanese case

Question

終末期がん患者のケアについて正しいのはどれか。2つ選べ。

- A. 家族に対するケアも行う。
- B. 死について考えるのを避けさせる。
- C. 自然治癒の可能性や新薬発見などへの希望を改めさせる。
- D. 患者の担っていた社会的役割に配慮したケア計画を立てる。
- E. 家族との面会よりも医療スタッフによるケアを優先させる。

Reference

終末期がん患者のケアにおいて、Aの「家族に対するケアも行う」とDの「患者の担っていた社会的役割に配慮したケア計画を立てる」という選択肢が正しい理由は、ホリスティックなアプローチを取ることの重要性にあります。終末期のケアでは、患者だけでなく家族もまた、精神的・社会的支援を必要としており、緩和ケアの一環として家族へのケアが含まれます。また、患者の価値観や以前の社会的役割を尊重し、それに応じたケア計画を立てることによって、患者の尊厳を保ち生活の質を高めることができます。

THE RIGHT ANSWER IS A, D

Mmed-Llama 3 Ans

終末期がん患者に対するケアとして、Aの「家族に対するケアも行う」とDの「患者の担っていた社会的役割に配慮したケア計画を立てる」は適切です。Aは、患者の心理的、精神的負担を軽減するために、家族への支援が重要であることを示しています。終末期は家族だけでなく、患者も含めた全人的ケアが必要です。Dは、患者が終末期であることを受け入れ、尊厳を持って最期の時を迎えるための社会的環境の調整を指摘しており、患者のQOLを考慮した包括的なケアを提案しています。他の選択肢は、患者や家族の感情や価値観を無視したり、患者中心のケアから逸脱したりする可能性があります。

Answer: OPTION A,D IS CORRECT.

Llama 3 Ans

終末期がん患者のケアにおいて、家族に対するケア（A）は患者の精神的・心理的サポートとして非常に重要です。患者の家族もストレスや心配を抱えているため、家族に対する支援は患者のケア全体の成功を促進します。また、患者の担っていた社会的役割に配慮したケア計画（D）は、患者のアイデンティティや自尊心を維持し、生活の質を高めるために必要です。これらの理由から、AとDが最も適切な選択肢となります。他の選択肢は患者の尊厳や家族のニーズを無視する可能性があるため、適切ではありません。

Answer: OPTION A,D IS CORRECT.

Supplementary Figure 3 | Case 3. A Japanese case in MMedBench

French case	
Question	<p>Une seule définition de l'amnésie antérograde causée par les benzodiazépines est exacte. Laquelle?</p> <p>A. Elle concerne les événements antérieurs à la prise du médicament B. Elle concerne les événements postérieurs à la prise du médicament C. Elle concerne à la fois les événements antérieurs et postérieurs à la prise du médicament D. Elle concerne les événements postérieurs à l'arrêt brutal du traitement E. Les benzodiazépines ne sont pas amnésiantes</p>
Reference	<p>L'amnésie antérograde causée par les benzodiazépines se caractérise par une difficulté, voire une incapacité, à former de nouveaux souvenirs après la prise du médicament. C'est pourquoi l'option B est correcte: elle concerne les événements postérieurs à la prise du médicament. Les benzodiazépines agissent sur les récepteurs GABA du cerveau, ce qui peut altérer la mémorisation de nouvelles informations. L'option A est incorrecte car elle décrit l'amnésie rétrograde. L'option C est fausse puisque l'amnésie ne touche pas les souvenirs anciens. L'option D est irréaliste car l'amnésie concerne la période post-ingestion et non post-arrêt. Enfin, l'option E est fausse car les benzodiazépines ont un effet amnésiant reconnu.</p>
Mmed-Llama 3 Ans	<p>THE RIGHT ANSWER IS B.</p>
Llama 3 Ans	<p>L'amnésie antérograde se caractérise par l'incapacité à former de nouveaux souvenirs d'événements qui surviennent après le moment où le médicament a été pris. Les benzodiazépines peuvent causer cette forme d'amnésie, en particulier lorsqu'elles sont prises en dose élevée ou en cas de prise répétée. [...]</p> <p>Answer: OPTION B IS CORRECT.</p>
	<p>L'amnésie antérograde est caractérisée par l'incapacité à se souvenir d'événements qui ont eu lieu après la prise du médicament. Les benzodiazépines sont connues pour causer cette forme d'amnésie, mais uniquement pour les événements postérieurs à leur administration.[...]</p> <p>Answer: OPTION A IS CORRECT.</p>

Supplementary Figure 4 | Case 4. A French case in MMedBench

Russian case	
Question	<p>Апоптоз может происходить под влиянием вирусной инфекции?</p> <p>A. да B. нет</p>
Reference	<p>Вирусные инфекции могут стимулировать апоптоз, т.е. программированную клеточную гибель, как часть защитного механизма организма. Вирусы активируют различные пути, которые ведут к апоптозу, для ограничения своего размножения и распространения. Это позволяет организму контролировать инфекцию, удаляя инфицированные клетки, тем самым предотвращая дальнейшее распространение вирусов. [...]</p> <p>THE RIGHT ANSWER IS A.</p>
Mmed-Llama 3 Ans	<p>Апоптоз - это процесс программируемой клеточной смерти, который естественным образом происходит в организме для удаления старых, повреждённых или потенциально опасных клеток. Вирусная инфекция может вызвать апоптоз, поскольку вирусы реплицируются внутри клеток, что может привести к их повреждению и активации механизмов апоптоза как защитной реакции организма. В данном контексте правильный ответ - "да", так как апоптоз действительно может происходить под влиянием вирусной инфекции. Выбор данного варианта обусловлен тем, что апоптоз является естественной реакцией на вирусное заражение и является частью иммунного ответа.</p> <p>Answer: OPTION A IS CORRECT.</p>
Llama 3 Ans	<p>Апоптоз – естественный процесс программированной клеточной смерти, который может быть спровоцирован различными факторами, в том числе вирусной инфекцией. Вирусы могут непосредственно вызывать апоптоз хозяинских клеток, что приводит к их гибели и может способствовать распространению инфекции. Таким образом, ответ "да" корректен, так как апоптоз действительно может происходить под влиянием вирусной инфекции. [...]</p> <p>Answer: OPTION A IS CORRECT.</p>

Supplementary Figure 5 | Case 5. A Russian case in MMedBench

Spanish case

Question

Pregunta vinculada a la imagen nº10 Mujer de 80 años con antecedentes de hipertensión arterial, dislipemia y artrosis cervical en tratamiento con enalapril/hidroclorotiazida y simvastatina desde hace años y esporádico con paracetamol. Consulta por lesiones cutáneas pruriginosas en tronco y extremidades de 2 semanas de evolución para las que no ha realizado tratamiento médico (Imagen). La paciente se encuentra hemodinámicamente estable y afebril cuando acude al servicio de urgencias. Señale la opción correcta:

- A. En la biopsia cutánea realizada de una lesión de reciente aparición esperaría encontrar espongiosis epidérmica, vesículas espongíóticas y un infiltrado eosinofílico.
- B. Las lesiones son compatibles con una pustulosis exantemática aguda generalizada por lo que iniciaría tratamiento con amoxicilina/clavulánico por vía oral.
- C. Con la sospecha de una enfermedad ampollosa autoinmune se realiza una biopsia de las lesiones para inmunofluorescencia directa. Se cursa ingreso hospitalario y se inicia tratamiento con prednisona a dosis de 1mg/kg/día.
- D. Con la sospecha de eccema disseminado se realiza biopsia de lesiones para hematoxilinaeosina y se inicia tratamiento con prednisona a dosis de 1mg/kg/día.

Reference

La opción correcta es C, sospechando de una enfermedad ampollosa autoinmune. Esto se debe a que las lesiones descritas en la paciente son pruriginosas y se diseminan en tronco y extremidades, lo cual es compatible con enfermedades como el penfigoide o la dermatitis herpetiforme. [...]

THE RIGHT ANSWER IS C.

Mmed-Llama 3 Ans

La opción D es la más adecuada porque la paciente presenta lesiones pruriginosas sin otra información clínica específica que sugiera una patología más grave. La biopsia para hematoxilina-eosina es una técnica de rutina para el diagnóstico de dermatitis, incluyendo el eccema. La prednisona a dosis de 1mg/kg/día es un tratamiento estándar para el control de las manifestaciones de la dermatitis, especialmente cuando hay afectación extensa y prurito intenso.[...]

Answer: OPTION D IS CORRECT.

Llama 3 Ans

La opción A es la correcta porque la descripción de las lesiones pruriginosas en la paciente coincide con la presentación clínica de la dermatitis por contusión (dermatitis factitial), un tipo de lesiones inducidas por el propio individuo a través de raspaduras o arañazos. La biopsia cutánea de una lesión de reciente aparición en esta patología mostraría espongiosis epidérmica, vesículas espongíóticas y un infiltrado eosinofílico, lo cual es característico de este trastorno. Las otras opciones son tratamientos para otras condiciones que no se ajustan a la presentación clínica y los antecedentes de la paciente.[...]

Answer: OPTION A IS CORRECT.

Supplementary Figure 6 | Case 6. A Spanish case in MMedBench