

SpikeNAS: A Fast Memory-Aware Neural Architecture Search Framework for Spiking Neural Network Systems

Rachmad Vidya Wicaksana Putra, Muhammad Shafique
New York University (NYU) Abu Dhabi, Abu Dhabi, United Arab Emirates
{rachmad.putra,muhammad.shafique}@nyu.edu

ABSTRACT

Spiking Neural Networks (SNNs) offer a promising solution to achieve ultra low-power/energy computation for solving machine learning tasks. Currently, most of the SNN architectures are derived from Artificial Neural Networks whose neurons' architectures and operations are different from SNNs, or developed without considering memory budgets from the underlying processing hardware. These limitations hinder the SNNs from reaching their full potential in accuracy and efficiency. Towards this, we propose *SpikeNAS*, a novel memory-aware neural architecture search (NAS) framework for SNNs that can quickly find an appropriate SNN architecture with high accuracy under the given memory budgets. To do this, our *SpikeNAS* employs several key steps: analyzing the impacts of network operations on the accuracy, enhancing the network architecture to improve the learning quality, and developing a fast memory-aware search algorithm. The experimental results show that our *SpikeNAS* improves the searching time and maintains high accuracy as compared to state-of-the-art while meeting the given memory budgets (e.g., 4.4x faster search with 1.3% accuracy improvement for CIFAR100, using an Nvidia RTX 6000 Ada GPU machine), thereby quickly providing the appropriate SNN architecture for memory-constrained SNN-based systems.

1 INTRODUCTION

Recent studies have shown that SNNs offer ultra low-power/energy computation for solving Machine Learning (ML) tasks, such as image classification [20–23], bio-signal detection for healthcare [4, 15], learning for autonomous agents [24, 25], and car recognition for automotive [6]. Therefore, many research works are carried out to maximize the SNN potentials, ranging from SNN architecture developments to its deployments for diverse ML-based applications [2, 4, 6, 7, 11, 14, 15, 17, 24, 25, 28]. In fact, different ML-based applications usually have different accuracy requirements, which often necessitate different memory costs to facilitate the corresponding SNN architectures. For instance, a bigger SNN is typically developed to achieve a higher accuracy, but at the cost of a larger memory footprint; see Fig. 1(a). Furthermore, a larger memory footprint leads to a higher energy consumption, as the memory accesses still dominate the overall processing energy of SNNs; see Fig. 1(b). Therefore, *the development of SNN architectures that can achieve the expected accuracy with acceptable memory footprint is needed to support the widespread use of SNNs.*

Currently, most of the SNN architectures are derived from Artificial Neural Networks (ANNs), whose neurons' architectures and operations are different from SNNs [17]. SNNs accumulate and generate temporal information in form of spikes using Leaky Integrate-and-Fire (LIF) neurons, while ANNs typically perform multiplication-and-accumulation (MAC) and activation using Rectified Linear Unit (ReLU). Such ANN-based SNN architectures may

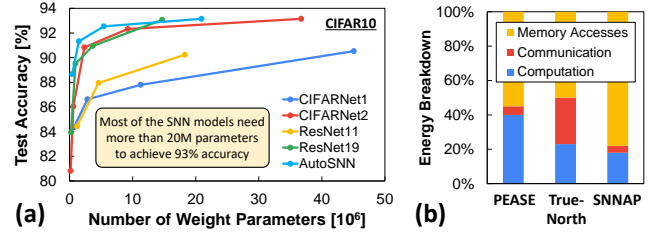


Figure 1: (a) Accuracy and memory of different SNN models for CIFAR10: CIFARNet1 [29], CIFARNet2 [10], ResNet11 [13], ResNet19 [30], AutoSNN [17]; adapted from studies in [17]. (b) Breakdown of energy consumption for SNN processing by different hardware platforms: PEASE [26], TrueNorth [1], and SNNAP [27]; adapted from studies in [12].

lose unique features from SNN computation models (e.g., temporal information between spikes), thereby leading to sub-optimal accuracy [11]. Moreover, the SNN architectures are still developed without considering memory budgets from the underlying processing hardware, which is important to ensure the applicability of the SNN architecture for the given application and hardware platform. For instance, most of the SNN models require more than 20M of parameters to achieve 93% accuracy for CIFAR10, as shown in Fig. 1(a), which is memory consuming and inefficient for tightly-constrained application use-cases. *These limitations hinder the SNNs from reaching their full potential in accuracy and efficiency.* However, manually designing the desired SNN architecture is a laborious task and time consuming, hence requiring an alternative solution that can quickly provide an SNN architecture that is suitable for the given accuracy and memory constraints.

Research Problem: *How to automatically and quickly find an SNN architecture that achieves acceptable accuracy under the given memory constraints.* An efficient solution to this problem will ease the developments of SNN systems that have tight resources (e.g., IoT-edge and near-sensor computing), hence enabling the widespread use of SNNs for diverse ML-based applications.

1.1 State-of-the-Art and Their Limitations

To address the research problem, previous works employ neural architecture search (NAS) to automatically find SNN architectures that can achieve high accuracy. Currently, NAS for SNNs is still at the early stage, hence only a few studies found in the literature [5, 11, 17, 19], and the prominent ones are discussed in the following.

- **AutoSNN [17]:** It aims at finding an SNN architecture with high accuracy and low number of spikes by employing a *NAS with training* approach. First, it trains a super-network that includes all of the possible candidates of SNN architectures, then performs a search to find a subset of network architecture that achieves the target. However, this NAS approach requires a huge searching

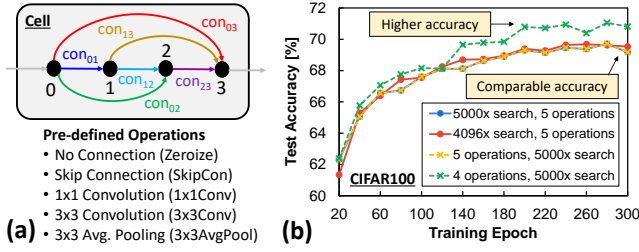


Figure 2: (a) A cell is a directed acyclic graph whose edge corresponds to an operation from the pre-defined operations [8]. (b) Results of accuracy considering different numbers of search iteration and different operation types.

time as well as a huge memory and energy consumption, as it needs to perform training for a large network before searching and determining the desired SNN architecture.

- **SNASNet [11]:** It aims at finding an SNN architecture that achieves high accuracy by employing a *NAS without training* approach to reduce the searching and training time. It is performed by exploring the architecture candidates of the *cell* (i.e., a directed acyclic graph that represents network topology and operations; see Fig. 2a), evaluating the score of the investigated architecture, then training the architecture with the highest score [11]. However, it has several limitations as follows.
 - It employs a *random search* mechanism to determine the cell architecture, hence the effectiveness and duration of the search depend on the given number of search iteration.
 - It has a fixed number of cells (i.e., 2 cells), and it applies the same architecture for all cells, thereby reducing the possibility to find a better SNN architecture (e.g., higher accuracy).

Moreover, these state-of-the-art works also do not consider the memory constraints from the target hardware in their search algorithms, thereby limiting the efficiency of the generated SNN architectures when deployed on the target hardware. To identify and better understand the limitations of state-of-the-art (i.e., a NAS without training approach), we perform an experimental case study and discuss it in Section 1.2.

1.2 Case Study and Research Challenges

We study the impacts of search iterations and operation types on the accuracy considering a NAS without training approach using the search space and mechanism of SNASNet, i.e., exploring the topology and operations of a cell architecture in Fig. 2(a) using a random search. To evaluate the impact of search iterations, the state-of-the-art work employs 5000x iterations and the investigated one employs 4096x. Meanwhile, to evaluate the impact of operation types, the state-of-the-art work employs 5 operation types in Fig. 2(a), while the investigated one employs 4 operation types (i.e., without Zeroize). Details of the experimental setup are provided in Section 4. The experimental results are presented in Fig. 2(b), from which we draw the following key observations.

- A smaller number of search iterations may lead to comparable accuracy across different training epochs, meaning that there is a possibility to maintain accuracy with a smaller search space.
- A smaller number of operation types may lead to comparable (or better) accuracy across different training epochs, meaning that

there is a possibility to maintain (or improve) accuracy with a smaller search space.

These observations expose several *research challenges and requirements* (outlined below) in devising solutions for the targeted research problem.

- The solution should quickly perform the search to minimize the searching time.
- The solution should be able to guide the search mechanism towards finding an SNN architecture that maintains high accuracy, while avoiding redundancy.
- The solution should incorporate the memory constraints into its searching algorithm to ensure the applicability and efficiency of the SNN deployments on the targeted hardware platforms.

1.3 Our Novel Contributions

Towards this, we propose *SpikeNAS*, a novel NAS framework that can quickly find the appropriate SNN architecture with high accuracy under the given memory budgets. Our SpikeNAS employs several key steps as the following (see an overview in Fig. 3, and the details in Fig. 4).

- **Analysis of the Impacts of Network Operations:** It aims to understand the significance of each pre-defined operation type. It is done by removing the investigated operation type from the search space and then observing the output accuracy.
- **Network Architecture Enhancements:** It aims to maintain (or improve) accuracy of the network architecture, while reducing the searching time. It is done by optimizing the cell operation types and the number of cells in the network architectures.
- **A Fast Memory-aware Search Algorithm:** It aims to find an SNN architecture that achieves high accuracy and meets the memory budget, by performing search for each individual cell, while monitoring the memory cost of the investigated architecture.

Key Results: We evaluate our SpikeNAS framework using a Python-based implementation on an Nvidia RTX 6000 Ada GPU machine. The experimental results show that our SpikeNAS improves the searching time and maintains high accuracy as compared to state-of-the-art while meeting the memory budgets, e.g., SpikeNAS improves the searching time by 4.4x and accuracy by 1.3% under 2M parameters for CIFAR100.

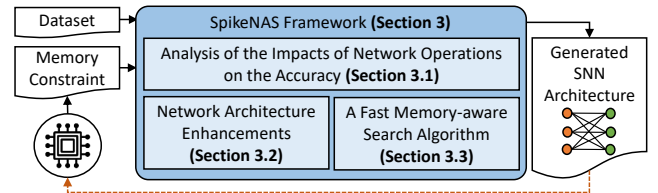


Figure 3: Overview of our novel contributions (in blue boxes).

2 PRELIMINARIES

2.1 Spiking Neural Networks (SNNs)

SNNs typically employ a LIF neuron model, whose neuronal dynamics can be formulated as follows.

$$\tau_{leak} \frac{dV_{mem}(t)}{dt} = -(V_{mem}(t) - V_{reset}) + x(t) \quad (1)$$

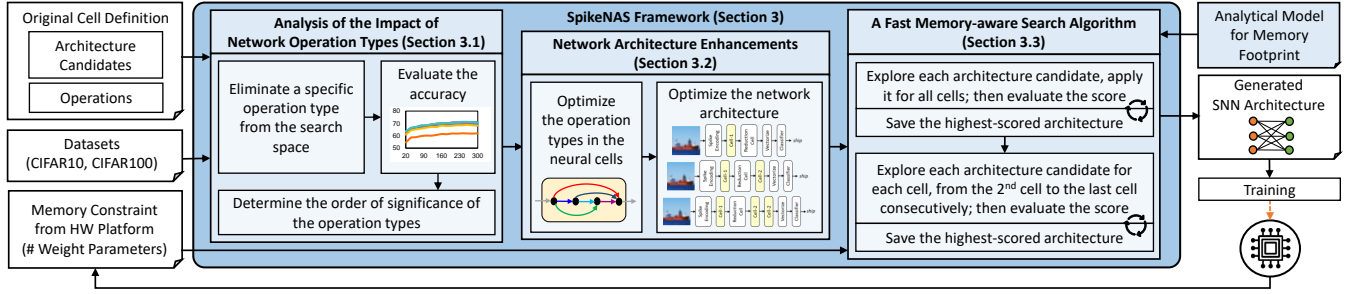


Figure 4: Overview of our SpikeNAS framework, and its key steps for generating an SNN architecture that offers high accuracy while meeting the given memory constraint. The novel contributions are highlighted in blue boxes.

$$\text{if } V_{mem} \geq V_{th} \text{ then } V_{mem} \leftarrow V_{reset} \quad (2)$$

V_{mem} denotes the neurons' membrane potential at timestep- t , V_{reset} denotes the neurons' reset potential, and τ_{leak} denotes the time constant of membrane potential decay. Meanwhile, x denotes the inputs, which can be stated in a discrete time form as the following.

$$x^l[t] = \sum_i wgh_i^l \delta_i^{l-1}[t] + b^l \quad (3)$$

x denotes the neuron input for layer- l at timestep- t , b denotes the bias, and wgh denotes the weight at index- i . Meanwhile, δ denotes the input spike from previous layer ($l-1$) at index- i and timestep- t .

2.2 NAS without Training

NAS without training approach was proposed in ANN domain [16], and then leveraged for SNN domain [11]. Its key idea is to quickly measure the capability of a given network to reach high accuracy at early stage, thereby avoiding the training phase to evaluate the network. It is motivated by the observation that an architecture with distinctive representations across different samples is likely to achieve high accuracy after training [16]. To measure the representation capability of a network, the state-of-the-art [11] employs the following key steps (our SpikeNAS framework also follows the same steps for evaluating the network).

- It employs LIF neuron to divide the input space into active and inactive regions. If V_{mem} reaches V_{th} then the neuron is mapped to 1, otherwise 0. Then, the activity of LIF neurons in each layer is represented as binary vector f .
- It feeds S samples in a mini-batch to the network. Then, a kernel matrix \mathbf{K}_H for each layer is constructed by computing the Hamming distance $H(f_i, f_j)$ between different samples i and j ; see Eq. 4. Here, F is the number of LIF neurons in the given layer, while α is the factor to normalize high sparsity from LIF neurons.
- It calculates the score of the architecture candidate using Eq. 5. Then, the candidate with the highest score is selected for training.

$$\mathbf{K}_H = \begin{pmatrix} F - \alpha H(f_1, f_1) & \cdots & F - \alpha H(f_1, f_S) \\ \vdots & \ddots & \vdots \\ F - \alpha H(f_S, f_1) & \cdots & F - \alpha H(f_S, f_S) \end{pmatrix} \quad (4)$$

$$\text{score} = \log(\det |\sum_l \mathbf{K}_H^l|) \quad (5)$$

2.3 Neural Cell-based Strategy for NAS

Neural cell (or simply cell)-based strategy has been widely used for NAS in ANNs. The motivation of cell-based NAS is to provide

a unified benchmark for NAS algorithms [8]. Its approach is to search for the connection topology and the corresponding operations inside each cell; see Fig. 2(a). A cell typically consists of 4 nodes and 5 pre-defined operation types: No-Connection (Zeroize), Skip-Connection (SkipCon), 1x1 Convolution (1x1Conv), 3x3 Convolution (3x3Conv), and 3x3 Average Pooling (3x3AvgPool). The connection between 2 nodes employs a specific pre-defined operation type. Therefore, there are 15625 architecture candidates in each cell. The state-of-the-art (i.e., SNASNet) employs a 2-cell SNN architecture for its NAS technique; see its macro-architecture in Fig. 5. In this work, we also employ the same macro-architecture for our SpikeNAS framework, and focus on the feedforward topology as it is widely used in the SNN community.

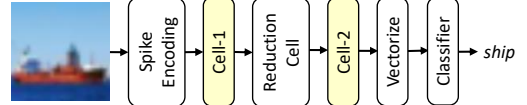


Figure 5: The macro-architecture for a cell-based NAS in the state-of-the-art (i.e., employing 2 cells).

3 SPIKENAS FRAMEWORK

To address the above-discussed research problem and challenges, we propose a novel SpikeNAS framework; see the detailed flow in Fig. 4. Its key steps are discussed in the Section 3.1-3.3, consecutively.

3.1 Analysis of the Impact of Operation Types

Discussion in Section 1.2 suggests that employing all pre-defined operations might not lead to optimal solution. Therefore, to understand the significance of each pre-defined operation, we perform an experimental case study. Here, we remove a specific operation type, then perform NAS considering a macro-architecture in Fig. 5 with 5000x search iteration. Since we employ the NAS without training approach, then this step is performed before the search process and the training phase. Experimental results are shown in Fig. 6, from which we draw the following key observations.

- ① Removing the 3x3Conv operation from the cells significantly reduces the accuracy, as this operation employs 3x3 kernel size for extracting important features from input feature maps. Therefore, removing the 3x3Conv make the network difficult to perform learning properly. Therefore, *the 3x3Conv operation should be kept in the search space.*
- ② Removing the Zeroize, 1x1Conv, 3x3AvgPool operations from the cells do not change the accuracy significantly. Therefore, *these operations may be removed from the search space.*

- ⑤ Removing the SkipCon operation from the search space also notably reduces the accuracy for CIFAR100, as this operation provides feature maps from previous layer to ensure the preservation of important information. This observation also aligns with the observation from studies in [3]. Therefore, *the SkipCon operation should be kept in the search space.*
- ④ In general, the order of significance of the operations from the highest to the lowest: (1) 3x3Conv, (2) SkipCon, and (3) Zeroize, 1x1Conv, and 3x3AvgPool in the same significance level as they have comparable impact on the accuracy. *These operations may be removed to reduce the search space based on their significance.*

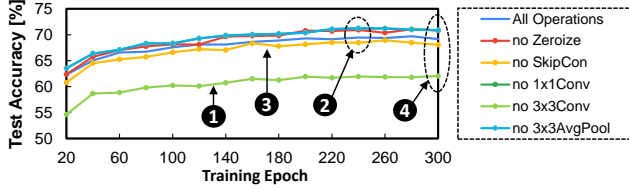


Figure 6: Results of removing different types of operations from the search space of a cell architecture. These results are for CIFAR100, and results for CIFAR10 show similar trends.

These observations are then leveraged as guidance for enhancing the NAS, so that it can quickly find and generate SNN architecture that has significant operations/characteristics to achieve high accuracy, while considering the given constraints.

3.2 Network Architecture Enhancements

3.2.1 Optimization of the Operation Types in the Neural Cells. In Section 3.1, we observe that some operations can be removed from the search space to improve the searching time without sacrificing accuracy. Hence, we *optimize the number of operation types based on their significance on the accuracy.* We propose two variants of operation sets that can be considered in the search space to provide multiple optimization options (see an overview in Fig. 7), as follows.

- **First operation set:** SkipCon, 3x3Conv, and 3x3AvgPool. We select 3x3AvgPool to reduce the size of feature maps, while minimizing the compute and memory requirements and ensuring the connectivity to the next layer.
- **Second operation set:** SkipCon and 3x3Conv.

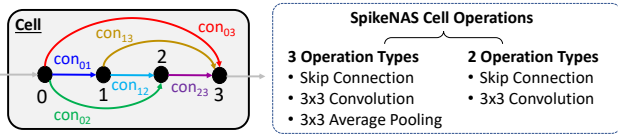


Figure 7: The pre-defined cell operation types in SpikeNAS.

3.2.2 SNN Macro-Architecture Adjustments. To increase the applicability and efficiency of SNN deployments for diverse ML-based applications, we propose adjustments for the SNN macro-architecture. Apart from the 2-cell SNN architecture, we also propose different variants of network architectures based on the number of cells (i.e., 1 cell and 3 cells), as discussed in the following.

- **A 1-Cell Architecture:** It aims at reducing the memory footprint, but might reduce the accuracy as compared to the 2-cell

architecture; see an illustration in Fig. 8. Its key idea is removing one cell from the 2-cell architecture; see an overview in Fig. 9(a).

- **A 3-Cell Architecture:** It aims at improving the accuracy, but might incur a larger memory footprint as compared to the 2-cell architecture; see an illustration in Fig. 8. Its key idea is adding one cell to the 2-cell architecture; see an overview in Fig. 9(b).

In this manner, our *SpikeNAS framework provides multiple design options to trade-off accuracy, memory footprint, and searching time.*

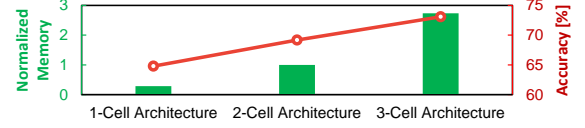
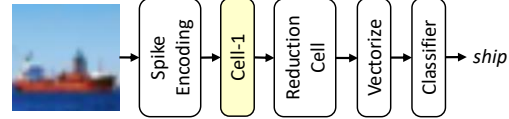


Figure 8: The accuracy vs memory trade-off among the 1-cell, 2-cell, and 3-cell architectures.

(a) Proposed Variation-1: A 1-Cell Architecture



(b) Proposed Variation-2: A 3-Cell Architecture

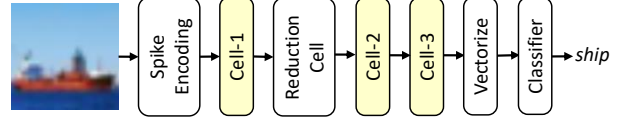


Figure 9: The proposed variations of the network architectures in SpikeNAS with (a) 1 cell and (b) 3 cells.

3.3 A Fast Memory-aware Search Algorithm

To synergistically perform architecture search while considering the memory constraint, we propose a fast memory-aware search algorithm. The key ideas of our search algorithm are discussed in the following, while the corresponding pseudo-code is shown in Alg. 1.

- Each cell has an individual search to determine its architecture, thereby exploring more candidates from different combinations of architectures across multiple cells (Alg. 1: line 2).
- Investigation of redundant architectures for each cell is minimized to improve the effectiveness of our search. To do this, we propose an *in-cell architecture search* (Alg. 1: line 3-14). Variables con_{xy} with $xy \in \{01, 02, 03, 12, 13, 23\}$ in Alg. 1: line 9-14 correspond to the type of operation that connect node-X to node-Y; see Fig. 7. Then, the cell architecture is constructed once con_{xy} connections are defined (Alg. 1: line 15).
- All cells are initiated with the same architecture (Alg. 1: line 16-17). Then, the architecture candidates are explored for each cell, starting from the second cell to the last one, consecutively (Alg. 1: line 18-19). Hence, the search space is reduced while keeping good architectures from previous cells. Then, the network architecture is constructed once all cells are defined (Alg. 1: line 20).
- Information of the memory constraint is included into the search process (Alg. 1: line 21-22). It is used to select which architectures that should be evaluated, hence filtering out the ones that are not suitable and optimizing the searching time even further (Alg. 1: line 23-26). To enable this, an *analytical model of memory footprint is developed and employed into the search.* Details of the proposed analytical model is discussed in the following.

Algorithm 1 Our Fast Memory-aware Search Algorithm

```

INPUT: (1) Pre-defined number of neural cells ( $C$ );
        (2) Neural cells: Object names ( $cell_1, \dots, cell_C$ ), cell architecture ( $arch$ );
        (3) Memory constraint or budget ( $mem_{budget}$ );
        (4) Pre-defined number of operation types ( $T$ );
        (5) Operation codes: SkipCon (0), 3x3Conv (1), and 3x3AvgPool (2);
OUTPUT: Generated SNN architecture ( $net\_arch$ );
BEGIN
  Initialization:
  1:  $score_h = -1000$ ;
  Process:
  2: for ( $i = 1; i \leq (C+1); i++$ ) do
  3:   for ( $c01=0; c01 < T; c01++$ ) do
  4:     for ( $c02=0; c02 < T; c02++$ ) do
  5:       for ( $c03=0; c03 < T; c03++$ ) do
  6:         for ( $c12=0; c12 < T; c12++$ ) do
  7:           for ( $c13=0; c13 < T; c13++$ ) do
  8:             for ( $c23=0; c23 < T; c23++$ ) do
  9:                $con_{01} = c01$ ;
 10:                $con_{02} = c02$ ;
 11:                $con_{03} = c03$ ;
 12:                $con_{12} = c12$ ;
 13:                $con_{13} = c13$ ;
 14:                $con_{23} = c23$ ;
 15:                $arch = \text{create}(con_{01}, con_{02}, con_{03}, con_{12}, con_{13}, con_{23})$ ;
 16:               if ( $i=1$ ) then
 17:                  $cell_1, \dots, cell_N \leftarrow arch$ ; // apply  $arch$  to all cells
 18:               else
 19:                  $cell_i \leftarrow arch$ ; // apply  $arch$  to  $cell_i$ 
 20:               end if
 21:                $net = \text{create}(cell_1, \dots, cell_C)$ ; // create the architecture
 22:                $mem_{cost} = \text{memcalc}(net)$ ; // calculate the memory cost
 23:               if ( $mem_{cost} \leq mem_{budget}$ ) then
 24:                  $score = \text{eval}(net)$ ; // evaluate the architecture score
 25:                 if ( $score > score_h$ ) then
 26:                    $score_h = score$ ;
 27:                    $net\_arch = net$ ;
 28:                 end if
 29:               end if
 30:             end for
 31:           end for
 32:         end for
 33:       end for
 34:     end for
 35:   end for
 36: end for
 37: return  $net\_arch$ ;
END

```

Analytical Model for Memory Footprint: We focus on the number of parameters in the SNN architecture (N_{param}) to represent the memory footprint, which can be calculated using Eq. 6-7.

$$N_{param} = \sum_l (N_{wgh}^l + N_b^l) \quad (6)$$

$$N_{wgh} = h_{wgh} \cdot w_{wgh} \cdot c_{wgh} \cdot r_{wgh} \quad (7)$$

N_{wgh}^l and N_b^l denotes the number of weights and bias in layer- l , respectively. The 2-dimensional size of filters in the given layer is represented with h_{wgh} for height and w_{wgh} for width. Meanwhile, c_{wgh} and r_{wgh} denote the number of channel and the number of filters in the given layer, respectively. Furthermore, the memory footprint can also be represented in bit or byte format if required (M_{param}), by considering the bit precision (bit) as stated in Eq. 8.

$$M_{param} = N_{param} \cdot bit \quad (8)$$

4 EVALUATION METHODOLOGY

To evaluate our SpikeNAS framework, we deploy the experimental setup as presented in Fig. 10, while considering the same evaluation

conditions as widely used in the SNN community (e.g., focusing on the feedforward topology) [18]. We evaluate different scenarios for SpikeNAS as presented in Table 1 to provide a comprehensive study. For brevity, we use an encoding for these scenarios: “SpikeNAS_ $pCqO$ ” refers to an architecture with p cell(s) and q operation types without memory constraint, while “SpikeNAS_ $pCqO_M$ ” refers to the one with memory constraint. We consider 1.2×10^6 (1.2M) and 2×10^6 (2M) parameters as the memory constraints for CIFAR10 and CIFAR100, respectively. For the comparison partner, we consider SNASNet [11] and its default settings for the search space: 2 cells, 5 pre-defined operation types, and 5000x search iterations using a random search for experiments (i.e., SNASNet_2C5O).

For evaluation and validation of the proposed concepts, we develop a Python-based implementation using the SpikingJelly library [9] on a multi-GPU machine (i.e., an Nvidia RTX 6000 Ada GPU machine with 48GB GDDR6 memory), and consider CIFAR10 and CIFAR100 as the workloads. We perform up to 300 training epochs with surrogate gradient learning, while evaluating the test accuracy gradually to see the learning curve of the investigated network architecture. These experiments provide information of accuracy, searching time, and memory footprint.

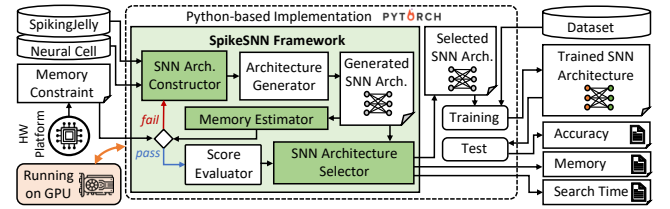


Figure 10: The experimental setup used for the evaluation.

Table 1: Different scenarios for SpikeNAS.

Operation Types	Number of Cells		
	1	2	3
SkipCon	SpikeNAS_1C3O	SpikeNAS_2C3O	SpikeNAS_3C3O
3x3Conv	SpikeNAS_1C3O_M	SpikeNAS_2C3O_M	SpikeNAS_3C3O_M
3x3AvgPool			
SkipCon	SpikeNAS_1C2O	SpikeNAS_2C2O	SpikeNAS_3C3O
3x3Conv	SpikeNAS_1C2O_M	SpikeNAS_2C2O_M	SpikeNAS_3C3O_M

5 RESULTS AND DISCUSSION

5.1 Maintaining the High Accuracy

Fig. 11(a) and Fig. 11(b) present the experimental results for the accuracy for CIFAR10 and CIFAR100, respectively.

The 2-Cell Architectures: SNASNet achieves 92.58% of accuracy for CIFAR10 and 69.18% for CIFAR100. Our SpikeNAS_2C3O achieves 93.06% of accuracy for CIFAR10 and 71.62% for CIFAR100, while SpikeNAS_2C2O achieves 93.4% of accuracy for CIFAR10 and 71.26% for CIFAR100; see ① and ②. These results indicate that, our SpikeNAS improves the accuracy as compared to the state-of-the-art, since SpikeNAS only considers operations with high significance to the accuracy. Moreover, all of these accuracy improvements can be achieved by networks from SpikeNAS with less than 10M parameters. When the memory constraints are given, our SpikeNAS_2C3O_M achieves 90.96% of accuracy for CIFAR10 and 70.52% for CIFAR100, while SpikeNAS_2C2O_M achieves 92.12% of accuracy for CIFAR10 and 68.02% for CIFAR100; see ① and ②. These results show that, our SpikeNAS maintains (or improves in

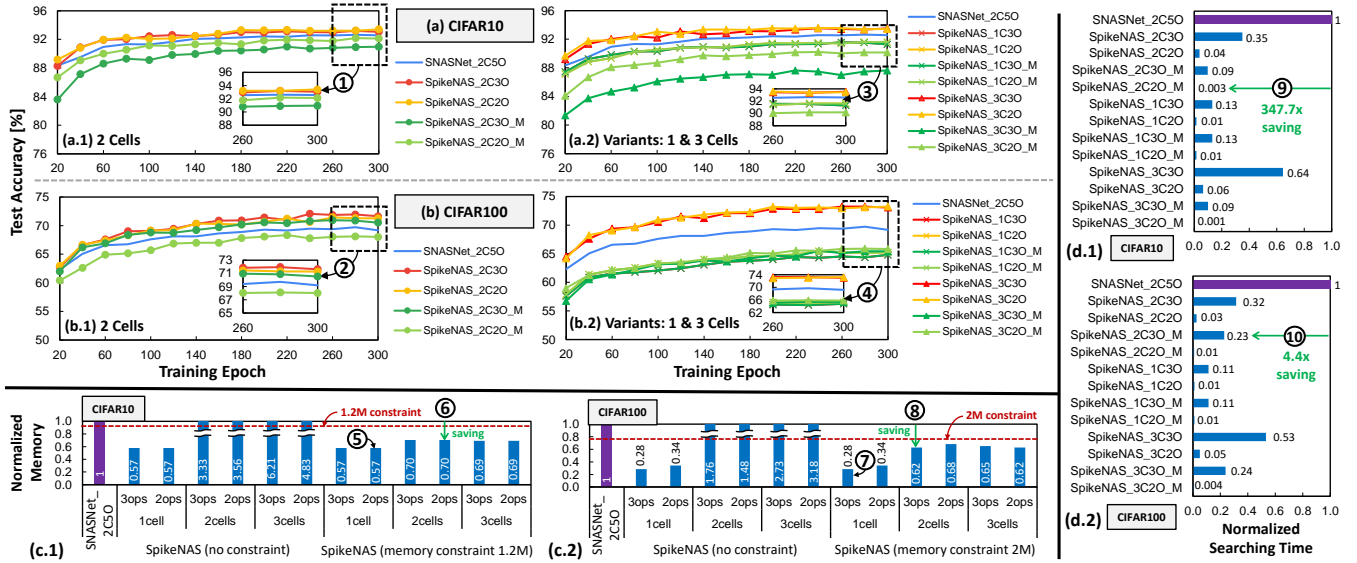


Figure 11: Results of the accuracy are shown in: (a) CIFAR10, and (b) CIFAR100. Results of the memory footprint are shown in: (c.1) CIFAR10, and (c.2) CIFAR100. Results of the searching time are shown in: (d.1) CIFAR10, and (d.2) CIFAR100.

some cases) the accuracy as compared to the state-of-the-art, while ensuring that the generated SNN architecture meets the memory budget. The reason is that, SpikeNAS employs operations with high significance to the accuracy and incorporates the memory budget in its search process. Note, memory evaluation is discussed in Sec. 5.2.

The 1-Cell and 3-Cell Architectures (Variants): Our SpikeNAS_1C3O achieves 91.29% of accuracy for CIFAR10 and 64.79% for CIFAR100, while SpikeNAS_1C2O achieves 91.60% of accuracy for CIFAR10 and 65.25% for CIFAR100; see ③ and ④. Furthermore, our SpikeNAS_3C3O achieves 93.51% of accuracy for CIFAR10 and 73.07% for CIFAR100, while SpikeNAS_3C2O achieves 93.43% of accuracy for CIFAR10 and 73.25% for CIFAR100; see ③ and ④. These results indicate that, in general, the 1-cell architectures offer a lower accuracy as compared to the 2-cell architectures, as the 1-cell architecture have fewer operations to extract meaningful features from the inputs. Meanwhile, 3-cell architectures can offer a higher accuracy as compared to the 2-cell architectures, as the 3-cell architecture have more operations to extract meaningful features from the inputs. When the memory constraints are given, SpikeNAS_1C3O_M and SpikeNAS_1C2O_M have the similar results to their unconstrained counterparts (i.e., SpikeNAS_1C3O and SpikeNAS_1C2O) as the memory footprints of the unconstrained ones are already within the given memory budgets. Meanwhile, SpikeNAS_3C3O_M and SpikeNAS_3C2O_M have lower accuracy than their unconstrained counterparts (i.e., SpikeNAS_3C3O and SpikeNAS_3C2O), since the memory constraint adds a limitation for finding a combination of cell architectures that offers high accuracy.

These results highlight that, *our SpikeNAS can generate SNN architectures that maintain or improve the accuracy as compared to the state-of-the-art.*

5.2 Ensuring Memory-aware SNN Generation

Fig. 11(c.1) and Fig. 11(c.2) present the experimental results for the memory footprint for CIFAR10 and CIFAR100, respectively. For CIFAR10, SNASNet incurs 6% memory overhead than the given budget,

while SpikeNAS can save the memory footprint up to 43% from the state-of-the-art; see ⑤. If we consider high accuracy, then we can select SpikeNAS_2C2O_M with 92.12% accuracy and 30% memory saving from the state-of-the-art (24% memory saving from the given budget); see ⑥. Meanwhile, for CIFAR100, SNASNet incurs 23% memory overhead than the given budget, while SpikeNAS can save the memory footprint up to 72% from the state-of-the-art; see ⑦. If we consider high accuracy, then we can select SpikeNAS_2C3O_M with 70.52% accuracy and 38% memory saving from the state-of-the-art (15% memory saving from the given budget); see ⑧. These results highlight that, *SpikeNAS can generate SNN architectures that meet the given memory constraints due to its memory-aware search algorithm*, hence enabling efficient deployments of SNN models on the target hardware platforms.

5.3 Reducing the Searching Time

Fig. 11(d.1) and Fig. 11(d.2) present the experimental results for the searching time for CIFAR10 and CIFAR100, respectively. In both cases of workloads (CIFAR10 and CIFAR100), our SpikeNAS offers significant improvements for the searching time as compared to the state-of-the-art. The reason is that, SpikeNAS employs fewer operation types that have significant impact on the accuracy, performs a consecutive search across the existing cells, and incorporates a memory constraint into the search process, thereby leading to a smaller search space and a faster searching time than the state-of-the-art. If we consider high accuracy, acceptable memory cost, and fast searching time, then we can select SpikeNAS_2C2O_M for CIFAR10 with 92.12% accuracy, 23% memory saving from the given memory budget, and 347.7x faster search than the state-of-the-art; see ⑨. For CIFAR100, we can select SpikeNAS_2C3O_M with 70.52% accuracy, 14% memory saving from the given memory budget, and 4.4x faster search than the state-of-the-art; see ⑩. These results highlight that, *SpikeNAS can quickly generate SNN architectures that offer high accuracy and meet the memory constraints*, hence enabling efficient design automation for developing SNN systems.

6 CONCLUSION

We propose the SpikeNAS framework to quickly find an SNN architecture that provides high accuracy under a memory constraint. SpikeNAS employs an analysis of the impact of operations on the accuracy, architecture enhancements, and a NAS that is guided by memory budget and consecutive searches across cells. The results show that, SpikeNAS maintains the accuracy and improves the searching time as compared to the state-of-the-art with a smaller memory cost, hence enabling the efficient SNN systems for diverse ML-based applications.

7 ACKNOWLEDGMENT

This work was partially supported by the NYUAD Center for Artificial Intelligence and Robotics (CAIR), funded by Tamkeen under the NYUAD Research Institute Award CG010. This work was also partially supported by the project “eDLAuto: An Automated Framework for Energy-Efficient Embedded Deep Learning in Autonomous Systems”, funded by the NYUAD Research Enhancement Fund (REF).

REFERENCES

- [1] Filipp Akopyan, Jun Sawada, Andrew Cassidy, Rodrigo Alvarez-Icaza, John Arthur, Paul Merolla, Nabil Imam, Yutaka Nakamura, Pallab Datta, Gi-Joon Nam, Brian Taba, Michael Beakes, Bernard Brezzo, Jente B. Kuang, Rajit Manohar, William P. Risk, Bryan Jackson, and Dharmendra S. Modha. 2015. TrueNorth: Design and Tool Flow of a 65 mW 1 Million Neuron Programmable Neurosynaptic Chip. *IEEE Trans. on Computer-Aided Design of Integrated Circuits and Systems (TCAD)* 34, 10 (Oct 2015), 1537–1557. <https://doi.org/10.1109/TCAD.2015.2474396>
- [2] Arindam Basu, Lei Deng, Charlotte Frenkel, and Xueyong Zhang. 2022. Spiking Neural Network Integrated Circuits: A Review of Trends and Future Directions. In *2022 IEEE Custom Integrated Circuits Conf. (CICC)*. 1–8. <https://doi.org/10.1109/CICC53496.2022.9772783>
- [3] Hadjer Benmeziane, Amine Ziad Ounnoughene, Imane Hamzaoui, and Younes Bouhadjar. 2023. Skip Connections in Spiking Neural Networks: An Analysis of Their Effect on Network Training. In *IPDPSW Workshop Scalable Deep Learning over Parallel And Distributed Infrastructures (ScaDL)*.
- [4] Karla Burelo, Georgia Ramantani, Giacomo Indiveri, and Johannes Sarnthein. 2022. A neuromorphic spiking neural network detects epileptic high frequency oscillations in the scalp EEG. *Scientific Reports* 12, 1 (2022), 1798. <https://doi.org/10.1038/s41598-022-05883-8>
- [5] Kaiwei Che, Zhaokun Zhou, Zhengyu Ma, Wei Fang, Yanqi Chen, Shuaijie Shen, Li Yuan, and Yonghong Tian. 2023. Auto-Spikformer: Spikformer Architecture Search. *arXiv preprint arXiv:2306.00807* (2023).
- [6] Loic Cordone, Benoît Miramond, and Philippe Thierion. 2022. Object Detection with Spiking Neural Networks on Automotive Event Data. In *Int. Joint Conf. on Neural Networks (IJCNN)*. 1–8. <https://doi.org/10.1109/IJCNN55064.2022.9892618>
- [7] Mike Davies, Narayan Srinivasa, Tsung-Han Lin, Gautham China, Yongqiang Cao, Sri Harsha Choday, Georgios Dimou, Prasad Joshi, Nabil Imam, Shweta Jain, Yuyun Liao, Chit-Kwan Lin, Andrew Lines, Ruokun Liu, Deepak Mathaikutty, Steven McCoy, Arnab Paul, Jonathan Tse, Guruguanathan Venkataraman, Yi-Hsin Weng, Andreas Wild, Yoonseok Yang, and Hong Wang. 2018. Loihi: A Neuromorphic Manycore Processor with On-Chip Learning. *IEEE Micro* 38, 1 (2018), 82–99. <https://doi.org/10.1109/MM.2018.112130359>
- [8] Xuanyi Dong and Yi Yang. 2020. NAS-Bench-201: Extending the Scope of Reproducible Neural Architecture Search. In *Int. Conf. on Learning Representations (ICLR)*.
- [9] Wei Fang, Yanqi Chen, Jianhao Ding, Zhao Fei Yu, Timothée Masquelier, Ding Chen, Liwei Huang, Huihui Zhou, Guoqi Li, and Yonghong Tian. 2023. Spiking-Jelly: An Open-Source Machine Learning Infrastructure Platform for Spike-based Intelligence. *Science Advances* 9, 40 (2023). <https://doi.org/10.1126/sciadv.adl1480>
- [10] Wei Fang, Zhao Fei Yu, Yanqi Chen, Timothée Masquelier, Tiejun Huang, and Yonghong Tian. 2021. Incorporating Learnable Membrane Time Constant to Enhance Learning of Spiking Neural Networks. In *IEEE/CVF Int. Conf. on Computer Vision (ICCV)*. 2661–2671. <https://doi.org/10.1109/ICCV48922.2021.00266>
- [11] Youngeun Kim, Yuhang Li, Hyoungeob Park, Yeshwanth Venkatesha, and Priyadarshini Panda. 2022. Neural Architecture Search for Spiking Neural Networks. In *European Conf. on Computer Vision (ECCV)*. Springer, 36–56. https://doi.org/10.1007/978-3-031-20053-3_3
- [12] Sarada Krithivasan, Sanchari Sen, Swagath Venkataramani, and Anand Raghunathan. 2019. Dynamic Spike Bundling for Energy-Efficient Spiking Neural Networks. In *IEEE/ACM Int. Symp. on Low Power Electronics and Design (ISLPED)*. 1–6. <https://doi.org/10.1109/ISLPED.2019.8824897>
- [13] Chankyu Lee, Syed Shakib Sarwar, Priyadarshini Panda, Gopalakrishnan Srinivasan, and Kaushik Roy. 2020. Enabling Spike-based Backpropagation for Training Deep Neural Network Architectures. *Frontiers in Neuroscience (FNINS)* (2020), 119. <https://doi.org/10.3389/fnins.2020.00119>
- [14] Chit-Kwan Lin, Andreas Wild, Gautham N. China, Yongqiang Cao, Mike Davies, Daniel M. Lavery, and Hong Wang. 2018. Programming Spiking Neural Networks on Intel’s Loihi. *Computer* 51, 3 (2018), 52–61. <https://doi.org/10.1109/MC.2018.157113521>
- [15] Yuling Luo, Qiang Fu, Juntao Xie, Yunbai Qin, Guopei Wu, Junxiu Liu, Frank Jiang, Yi Cao, and Xuemei Ding. 2020. EEG-Based Emotion Classification Using Spiking Neural Networks. *IEEE Access* 8 (2020), 46007–46016. <https://doi.org/10.1109/ACCESS.2020.2978163>
- [16] Joe Mellor, Jack Turner, Amos Storkey, and Elliot J Crowley. 2021. Neural Architecture Search without Training. In *Int. Conf. on Machine Learning (ICML)*. 7588–7598.
- [17] Byunggook Na, Jisoo Mok, Seongsik Park, Dongjin Lee, Hyeokjun Choe, and Sungroh Yoon. 2022. AutoSNN: Towards energy-efficient spiking neural networks. In *Int. Conf. on Machine Learning (ICML)*. 16253–16269.
- [18] João D. Nunes, Marcelo Carvalho, Diogo Carneiro, and Jaime S. Cardoso. 2022. Spiking Neural Networks: A Survey. *IEEE Access* 10 (2022), 60738–60764. <https://doi.org/10.1109/ACCESS.2022.3179968>
- [19] Wenxuan Pan, Feifei Zhao, Guobin Shen, Bing Han, and Yi Zeng. 2023. Multi-scale Evolutionary Neural Architecture Search for Deep Spiking Neural Networks. *arXiv preprint arXiv:2304.10749* (2023).
- [20] Rachmad Vidya Wicaksana Putra, Muhammad Abdullah Hanif, and Muhammad Shafique. 2021. SparkXD: A Framework for Resilient and Energy-Efficient Spiking Neural Network Inference using Approximate DRAM. In *58th ACM/IEEE Design Automation Conf. (DAC)*. 379–384. <https://doi.org/10.1109/DAC18074.2021.9586332>
- [21] Rachmad Vidya Wicaksana Putra, Muhammad Abdullah Hanif, and Muhammad Shafique. 2022. SoftSNN: low-cost fault tolerance for spiking neural network accelerators under soft errors. In *59th ACM/IEEE Design Automation Conf. (DAC)*. 151–156. <https://doi.org/10.1145/3489517.3530657>
- [22] Rachmad Vidya Wicaksana Putra and Muhammad Shafique. 2020. FSpINN: An Optimization Framework for Memory-Efficient and Energy-Efficient Spiking Neural Networks. *IEEE Trans. on Computer-Aided Design of Integrated Circuits and Systems (TCAD)* 39, 11 (2020), 3601–3613. <https://doi.org/10.1109/TCAD.2020.3013049>
- [23] Rachmad Vidya Wicaksana Putra and Muhammad Shafique. 2021. SpikeDyn: A Framework for Energy-Efficient Spiking Neural Networks with Continual and Unsupervised Learning Capabilities in Dynamic Environments. In *58th ACM/IEEE Design Automation Conf. (DAC)*. 1057–1062. <https://doi.org/10.1109/DAC18074.2021.9586281>
- [24] Rachmad Vidya Wicaksana Putra and Muhammad Shafique. 2022. IpSpikeCon: Enabling Low-Precision Spiking Neural Network Processing for Efficient Unsupervised Continual Learning on Autonomous Agents. In *Int. Joint Conf. on Neural Networks (IJCNN)*. 1–8. <https://doi.org/10.1109/IJCNN55064.2022.9892948>
- [25] Rachmad Vidya Wicaksana Putra and Muhammad Shafique. 2023. TopSpark: A Timestep Optimization Methodology for Energy-Efficient Spiking Neural Networks on Autonomous Mobile Agents. In *2023 IEEE/RSJ Int. Conf. on Intelligent Robots and Systems (IROS)*. 3561–3567. <https://doi.org/10.1109/IROS55552.2023.10342499>
- [26] Arnab Roy, Swagath Venkataramani, Neel Gala, Sanchari Sen, Kamakoti Veezhnathan, and Anand Raghunathan. 2017. A Programmable Event-driven Architecture for Evaluating Spiking Neural Networks. In *IEEE/ACM Int. Symp. on Low Power Electronics and Design (ISLPED)*. 1–6. <https://doi.org/10.1109/ISLPED.2017.8009176>
- [27] Sanchari Sen, Swagath Venkataramani, and Anand Raghunathan. 2017. Approximate Computing for Spiking Neural Networks. In *Design, Automation Test in Europe Conf. Exhibition (DATE)*. 193–198. <https://doi.org/10.23919/DATE.2017.7926981>
- [28] Muhammad Shafique, Alberto Marchisio, Rachmad Vidya Wicaksana Putra, and Muhammad Abdullah Hanif. 2021. Towards Energy-Efficient and Secure Edge AI: A Cross-Layer Framework ICCAD Special Session Paper. In *IEEE/ACM Int. Conf. on Computer Aided Design (ICCAD)*. 1–9. <https://doi.org/10.1109/ICCAD51958.2021.9643539>
- [29] Yujie Wu, Lei Deng, Guoqi Li, Jun Zhu, Yuan Xie, and Luping Shi. 2019. Direct Training for Spiking Neural Networks: Faster, Larger, Better. In *AAAI Conf. on Artificial Intelligence (AAAI)*, Vol. 33. 1311–1318. <https://doi.org/10.1609/aaai.v33i01.33011311>
- [30] Hanle Zheng, Yujie Wu, Lei Deng, Yifan Hu, and Guoqi Li. 2021. Going Deeper with Directly-trained Larger Spiking Neural Networks. In *AAAI Conf. on Artificial Intelligence (AAAI)*, Vol. 35. 11062–11070.